



# 2011-12 SOUTH CAROLINA BASKETBALL

## OPENING TIP

**Date:** Friday, November 25, 2011  
**Tipoff:** 10 p.m. ET  
**Location:** Las Vegas, Nevada  
**Arena:** Orleans Arena  
**Series:** North Carolina leads, 57-21  
**Television:** ESPN2  
**Talent:** Jon Sciambi (pxp), Jay Bilas (analyst)  
**Radio:** Andy Demetra (pxp), Casey Manning (analyst)

## GAME 5

## 2011-12 SCHEDULE

DATE	OPPONENT (TV)	TIME/RESULT
Nov. 3	Kentucky Wesleyan* (SS)	W, 69-59
Nov. 11	Western Carolina (SS)	W, 75-50
Nov. 15	at Elon (SS)	L, 58-53
<i>Las Vegas Invitational</i>		
Nov. 20	Tennessee State (SS)	L, 64-63
Nov. 22	Mississippi Valley State (SS)	W, 61-57
Nov. 25	No. 1 North Carolina (ESPN2)	10 p.m.
Nov. 26	Southern California or UNLV (ESPN3.com)	TBA
<i>Big East/SEC Challenge</i>		
Dec. 1	Providence (ESPNU)	7 p.m.
Dec. 4	at Clemson (ESPNU)	3:30 p.m.
Dec. 13	Presbyterian (SS)	7 p.m.
Dec. 17	Ohio State (ESPN)	12 p.m.
Dec. 21	Southeastern Louisiana (SS)	7 p.m.
Dec. 28	Wofford (CSS)	7 p.m.
Dec. 31	USC Upstate (SS)	12 p.m.
Jan. 3	SC State	7 p.m.
Jan. 7	at Kentucky* (SECN)	4 p.m.
Jan. 10	Vanderbilt* (ESPNU)	9 p.m.
Jan. 14	Florida* (CSS)	7 p.m.
Jan. 21	at Auburn* (SECN)	1:30 p.m.
Jan. 25	Alabama* (SECN)	8 p.m.
Jan. 28	at Ole Miss* (FSN)	7 p.m.
Feb. 2	at Florida* (ESPN/ESPN2)	9 p.m.
Feb. 4	Kentucky* (ESPN/ESPN2)	6 p.m.
Feb. 8	at Tennessee* (SECN)	8 p.m.
Feb. 11	at Arkansas* (SECN)	1:30 p.m.
Feb. 15	Georgia* (CSS)	7 p.m.
Feb. 18	LSU* (SECN)	1:30 p.m.
Feb. 22	at Vanderbilt* (SECN)	8 p.m.
Feb. 25	Tennessee* (FSN)	8 p.m.
Feb. 29	Mississippi State* (SECN)	8 p.m.
March 3	at Georgia* (SECN)	1:30 p.m.
<i>SEC Tournament</i>		
March 10	First Round (SECN)	TBA
March 11	Quarterfinals (SECN)	TBA
March 12	Semifinals (ABC)	TBA
March 13	Finals (ABC)	TBA

All home games in **bold** | All times listed Eastern  
 \* indicates SEC contest | & indicates exhibition | **SS**-SportSouth | **SECN**-SEC Network | **CSS**-CharterSports SE



**SOUTH CAROLINA  
 GAMECOCKS  
 (2-2)**

- VS -

**NO. 1 NORTH  
 CAROLINA  
 TAR HEELS  
 (4-0)**



**Ranking:** AP/Coaches (-/-)  
**Last Five:** 2-2  
**Head Coach:** Darrin Horn  
**Record at SC:** 52-44 (4th)  
**Career Rec.:** 163-92 (9th)  
**vs. UNC:** 0-0  
**SID:** Emily Feeny

**Stat Leaders:**  
**Points:** Cooke (11.8)  
**Rebounds:** Gill (5.8)  
**Assists:** Jackson/Smith (2.3)  
**Blocks:** Harris (1.5)  
**Steals:** Leonard (1.5)

**Ranking:** AP/Coaches (1/1)  
**Last Five:** 4-0  
**Head Coach:** Roy Williams  
**Record at UNC:** 229-62 (9th)  
**Career Rec.:** 647-163 (24th)  
**vs. SC:** 0-0

**Stat Leaders:**  
**Points:** Barnes (17.0)  
**Rebounds:** Henson (10.8)  
**Assists:** Marshall (10.8)  
**Blocks:** Henson (4.0)  
**Steals:** Strickland (2.0)

## PROBABLE STARTERS

South Carolina	Ht.	Wt.	Yr.	Hometown	PPG	RPG	MPG
G - #5, Eric Smith	5-11	210	So.	Mullins, S.C.	10.3	1.5	20.5
G - #32, Damien Leonard	6-4	192	Fr.	Greenville, S.C.	8.3	1.8	26.3
F - #13, Anthony Gill	6-8	235	Fr.	Charlotte, N.C.	8.3	5.8	25.3
F - #15, Malik Cooke	6-6	215	R-Sr.	Charlotte, N.C.	11.8	5.5	29.3
F - #24, Damontre Harris	6-9	226	So.	Fayetteville, N.C.	5.0	5.3	20.0

North Carolina	Ht.	Wt.	Yr.	Hometown	PPG	RPG	MPG
F - #40, Harrison Barnes	6-8	215	So.	Ames, Iowa	17.0	4.8	27.8
F - #44, Tyler Zeller	7-0	250	Sr.	Washington, Ind.	16.0	7.8	27.8
F - #31, John Henson	6-11	200	Jr.	Tampa, Fla.	16.5	10.8	27.5
G - #1, Dexter Strickland	6-3	180	Jr.	Rahway, N.J.	9.0	3.0	28.3
G - #5, Kendall Marshall	6-4	195	So.	Dumfries, Va.	4.5	2.5	30.3

## CAROLINA QUICK HITS

- South Carolina is in its 104th season of basketball.
- The Gamecocks are led by fourth-year head coach Darrin Horn.
- South Carolina began play in the Continental Tire Las Vegas Invitational in Columbia with a 64-63 loss to Tennessee State on Sunday followed by a 61-57 victory over Mississippi Valley State on Tuesday.
- Senior forward Malik Cooke paced the Gamecocks with 18 points against the Delta Devils, including a stellar 10-of-12 mark from the free throw line. Both his free throws made and attempted were career highs for the Charlotte, N.C., native.
- South Carolina rallied from an 11-point deficit with 6:36 to go against MVSU, out-scoring the Delta Devils 22-7 over the final minutes for the win. The Gamecocks converted on six MVSU turnovers for 12 points down the stretch, using solid half-court pressure to force the giveaways.
- South Carolina sophomore guard Eric Smith tallied a career high 18 points in just 18 minutes vs. Tennessee State. The Mullins, S.C., native hit 6-of-10 from the floor, including a stellar 5-of-7 from 3-point range. Smith's previous career high was nine points. Smith earned the first start of his career on Tuesday vs. MVSU.
- Friday's contest vs. UNC marks the third in a stretch of four games in seven days.
- Friday's contest against the Tar Heels marks the ninth time the Gamecocks will play the AP No. 1 in its history, and the second time in the last three seasons. The last time South Carolina faced the top-ranked team the Gamecocks earned a thrilling 68-62 victory over Kentucky at Colonial Life Arena on Jan. 26, 2010, for their first win over a No. 1. The Gamecocks have played UNC when the Tar Heels have been ranked as the AP No. 1 three previous times, all during the 1957 calendar year.
- South Carolina is 281-403 (.410) all-time against current schools in the ACC. The last Gamecock victory over an ACC opponent came in a 64-60 win over Clemson on Dec. 5, 2010. Carolina's last loss to an ACC opponent came in an 85-70 loss vs. Boston College on Jan. 1, 2011.
- South Carolina is 79-30 (.724) all-time in the month of November. Carolina went 4-1 last season during the month.
- South Carolina earned a 75-50 victory over Western Carolina in the season opener on Nov. 11. Freshman forward Anthony Gill paced Carolina with 14 points, while sophomore guard Brenton Williams impressed, scoring 13 points on 5-of-8 shooting from the floor, while collecting five steals.
- Carolina's 12 3-point field goal attempts versus Western Carolina rank as the second-fewest in the Darrin Horn era. The Gamecocks have attempted just 12 on six occasions, with the previous time in a 74-61 win over Delaware State on Dec. 1, 2010. Under Horn, the fewest attempts by Carolina in a game is 10, which has happened three times.





# SOUTH CAROLINA GAMECOCKS

OVERALL: 2-2; SEC: 0-0; HOME: 2-1; AWAY: 0-1; NEUTRAL: 0-0

1		<b>BRENTON WILLIAMS</b> - So. - G - 5-11 - 172 - Kissimmee, Fla.	<table border="1"> <thead> <tr> <th>MIN</th> <th>PTS</th> <th>RBS</th> <th>AST</th> <th>FG%</th> <th>3FG%</th> <th>FT%</th> </tr> </thead> <tbody> <tr> <td>10.7</td> <td>5.7</td> <td>1.0</td> <td>0.3</td> <td>.500</td> <td>.400</td> <td>.750</td> </tr> </tbody> </table>	MIN	PTS	RBS	AST	FG%	3FG%	FT%	10.7	5.7	1.0	0.3	.500	.400	.750	<ul style="list-style-type: none"> <li>Junior college transfer from Santa Fe College</li> <li>Explosive in season opener versus Western Carolina, scoring 13 points on 5-of-8 field goals ... Also collected 5 steals vs. WCU</li> <li>Will miss the next 2-4 weeks with a left knee sprain suffered early in the first half vs. Tennessee State on Nov. 20</li> </ul>
MIN	PTS	RBS	AST	FG%	3FG%	FT%												
10.7	5.7	1.0	0.3	.500	.400	.750												
2		<b>BRIAN RICHARDSON</b> - So. - G - 6-4 - 171 - Wilson, N.C.	<table border="1"> <thead> <tr> <th>MIN</th> <th>PTS</th> <th>RBS</th> <th>AST</th> <th>FG%</th> <th>3FG%</th> <th>FT%</th> </tr> </thead> <tbody> <tr> <td>16.8</td> <td>2.8</td> <td>1.0</td> <td>1.0</td> <td>.192</td> <td>.059</td> <td>.000</td> </tr> </tbody> </table>	MIN	PTS	RBS	AST	FG%	3FG%	FT%	16.8	2.8	1.0	1.0	.192	.059	.000	<ul style="list-style-type: none"> <li>Saw action in all 30 contests with 24 starts last season as a freshman</li> <li>Recorded nine double-figure scoring games, including two games with 15 or more points last season</li> <li>Was solid in season opener win over Western Carolina, posting five points, one assist and one steal in 19 minutes</li> </ul>
MIN	PTS	RBS	AST	FG%	3FG%	FT%												
16.8	2.8	1.0	1.0	.192	.059	.000												
5		<b>ERIC SMITH</b> - So. - G - 5-11 - 210 - Mullins, S.C.	<table border="1"> <thead> <tr> <th>MIN</th> <th>PTS</th> <th>RBS</th> <th>AST</th> <th>FG%</th> <th>3FG%</th> <th>FT%</th> </tr> </thead> <tbody> <tr> <td>20.5</td> <td>10.3</td> <td>1.5</td> <td>2.3</td> <td>.593</td> <td>.571</td> <td>.200</td> </tr> </tbody> </table>	MIN	PTS	RBS	AST	FG%	3FG%	FT%	20.5	10.3	1.5	2.3	.593	.571	.200	<ul style="list-style-type: none"> <li>Saw action in 28 games last season as a freshman</li> <li>Dished 1.5 assists per game last season</li> <li>Posted a career high 18 points on stellar shooting versus Tennessee State; hitting 6-of-10 attempts, including a 5-of-7 mark from 3-point range</li> <li>Earned 1st start of his career vs. MVSU, tallied 8 points, 2 assists and 2 steals</li> </ul>
MIN	PTS	RBS	AST	FG%	3FG%	FT%												
20.5	10.3	1.5	2.3	.593	.571	.200												
13		<b>ANTHONY GILL</b> - Fr. - F - 6-8 - 235 - Charlotte, N.C.	<table border="1"> <thead> <tr> <th>MIN</th> <th>PTS</th> <th>RBS</th> <th>AST</th> <th>FG%</th> <th>3FG%</th> <th>FT%</th> </tr> </thead> <tbody> <tr> <td>25.3</td> <td>8.3</td> <td>5.8</td> <td>1.3</td> <td>.667</td> <td>1.000</td> <td>.500</td> </tr> </tbody> </table>	MIN	PTS	RBS	AST	FG%	3FG%	FT%	25.3	8.3	5.8	1.3	.667	1.000	.500	<ul style="list-style-type: none"> <li>Averaged 19.3 points, 9.0 rebounds, 2 assists, 1 block and 1 steal as a senior</li> <li>Led team in both exhibition play and season opener with 14 points</li> <li>Played a game high 23 minutes vs. WCU, hitting 6-of-7 shot attempts, including a 1-of-1 mark from 3-point range</li> <li>Posted eight points and team-high eight rebounds in win vs. MVSU</li> </ul>
MIN	PTS	RBS	AST	FG%	3FG%	FT%												
25.3	8.3	5.8	1.3	.667	1.000	.500												
15		<b>MALIK COOKE</b> - R-Sr. - F - 6-6 - 215 - Charlotte, N.C.	<table border="1"> <thead> <tr> <th>MIN</th> <th>PTS</th> <th>RBS</th> <th>AST</th> <th>FG%</th> <th>3FG%</th> <th>FT%</th> </tr> </thead> <tbody> <tr> <td>29.3</td> <td>11.8</td> <td>5.5</td> <td>1.8</td> <td>.368</td> <td>.167</td> <td>.773</td> </tr> </tbody> </table>	MIN	PTS	RBS	AST	FG%	3FG%	FT%	29.3	11.8	5.5	1.8	.368	.167	.773	<ul style="list-style-type: none"> <li>Lone senior on the team; emerged into team leader over the summer and throughout fall practice and training</li> <li>Saw action 30 contests last season, 17 starts; 15 double-figure scoring games</li> <li>Sparked rally in second half vs. MVSU; scored a team high 18 points, including career best 10-of-12 from free throw line</li> </ul>
MIN	PTS	RBS	AST	FG%	3FG%	FT%												
29.3	11.8	5.5	1.8	.368	.167	.773												
23		<b>BRUCE ELLINGTON</b> - So. - G - 5-9 - 197 - Moncks Corner, S.C.	<table border="1"> <thead> <tr> <th>**MIN</th> <th>PTS</th> <th>RBS</th> <th>AST</th> <th>FG%</th> <th>3FG%</th> <th>FT%</th> </tr> </thead> <tbody> <tr> <td>30.9</td> <td>12.8</td> <td>3.3</td> <td>3.2</td> <td>.326</td> <td>.308</td> <td>.635</td> </tr> </tbody> </table>	**MIN	PTS	RBS	AST	FG%	3FG%	FT%	30.9	12.8	3.3	3.2	.326	.308	.635	<ul style="list-style-type: none"> <li>Currently playing for the South Carolina football team</li> <li>Will return to the basketball squad at the conclusion of the football season</li> </ul>
**MIN	PTS	RBS	AST	FG%	3FG%	FT%												
30.9	12.8	3.3	3.2	.326	.308	.635												
24		<b>DAMONTRE HARRIS</b> - So. - F - 6-9 - 226 - Fayetteville, N.C.	<table border="1"> <thead> <tr> <th>MIN</th> <th>PTS</th> <th>RBS</th> <th>BLK</th> <th>FG%</th> <th>3FG%</th> <th>FT%</th> </tr> </thead> <tbody> <tr> <td>20.0</td> <td>5.0</td> <td>5.3</td> <td>1.5</td> <td>.400</td> <td>.000</td> <td>.667</td> </tr> </tbody> </table>	MIN	PTS	RBS	BLK	FG%	3FG%	FT%	20.0	5.0	5.3	1.5	.400	.000	.667	<ul style="list-style-type: none"> <li>Sophomore forward who saw action in 29 games last season with 19 starts</li> <li>Suffered toe injury during preseason, but returned to practice prior to the exhibition vs. Kentucky Wesleyan</li> <li>Collected a game high 10 rebounds at Elon</li> <li>Added four points and collected three rebounds vs. MVSU</li> </ul>
MIN	PTS	RBS	BLK	FG%	3FG%	FT%												
20.0	5.0	5.3	1.5	.400	.000	.667												
30		<b>LAKEEM JACKSON</b> - Jr. - F - 6-5 - 238 - Charlotte, N.C.	<table border="1"> <thead> <tr> <th>MIN</th> <th>PTS</th> <th>RBS</th> <th>AST</th> <th>FG%</th> <th>3FG%</th> <th>FT%</th> </tr> </thead> <tbody> <tr> <td>23.0</td> <td>5.8</td> <td>4.8</td> <td>2.3</td> <td>.563</td> <td>.000</td> <td>.500</td> </tr> </tbody> </table>	MIN	PTS	RBS	AST	FG%	3FG%	FT%	23.0	5.8	4.8	2.3	.563	.000	.500	<ul style="list-style-type: none"> <li>Experienced junior who will see time at the point guard position this season</li> <li>Was solid in win over Western Carolina; dished five assists with zero turnovers; collected a game high 10 rebounds</li> <li>Tallied 12 points and three assists in contest vs. Tennessee State</li> <li>Off the bench vs. MVSU, collected three rebounds</li> </ul>
MIN	PTS	RBS	AST	FG%	3FG%	FT%												
23.0	5.8	4.8	2.3	.563	.000	.500												
32		<b>DAMIEN LEONARD</b> - Fr. - G - 6-4 - 192 - Greenville, S.C.	<table border="1"> <thead> <tr> <th>MIN</th> <th>PTS</th> <th>RBS</th> <th>AST</th> <th>FG%</th> <th>3FG%</th> <th>FT%</th> </tr> </thead> <tbody> <tr> <td>26.3</td> <td>8.3</td> <td>1.8</td> <td>1.0</td> <td>.227</td> <td>.233</td> <td>.750</td> </tr> </tbody> </table>	MIN	PTS	RBS	AST	FG%	3FG%	FT%	26.3	8.3	1.8	1.0	.227	.233	.750	<ul style="list-style-type: none"> <li>Highly-touted shooting guard; averaged 22.4 points, 6.5 rebounds and 2.0 assists per game as a senior</li> <li>Tallied nine points in exhibition play vs. Kentucky Wesleyan on Nov. 3</li> <li>Posted a season high 16 points, including 12 on 4-of-7 shooting in the first half vs. MVSU</li> </ul>
MIN	PTS	RBS	AST	FG%	3FG%	FT%												
26.3	8.3	1.8	1.0	.227	.233	.750												
33		<b>RJ SLAWSON</b> - So. - F - 6-8 - 207 - Charleston, S.C.	<table border="1"> <thead> <tr> <th>MIN</th> <th>PTS</th> <th>RBS</th> <th>BLK</th> <th>FG%</th> <th>3FG%</th> <th>FT%</th> </tr> </thead> <tbody> <tr> <td>19.0</td> <td>5.8</td> <td>3.8</td> <td>0.5</td> <td>.409</td> <td>.000</td> <td>.500</td> </tr> </tbody> </table>	MIN	PTS	RBS	BLK	FG%	3FG%	FT%	19.0	5.8	3.8	0.5	.409	.000	.500	<ul style="list-style-type: none"> <li>Sophomore forward who saw action in 28 games as a freshman</li> <li>Was solid in season opener, hitting 3-of-4 shots for 7 points; also collected three rebounds</li> <li>Matched career high with 10 points vs. Tennessee State</li> <li>Dished two assists, four points, three rebounds in win vs. MVSU</li> </ul>
MIN	PTS	RBS	BLK	FG%	3FG%	FT%												
19.0	5.8	3.8	0.5	.409	.000	.500												
45		<b>CARLTON GEATHERS</b> - R-Fr. - 6-10 - 250 - Georgetown, S.C.	<table border="1"> <thead> <tr> <th>MIN</th> <th>PTS</th> <th>RBS</th> <th>BLK</th> <th>FG%</th> <th>3FG%</th> <th>FT%</th> </tr> </thead> <tbody> <tr> <td>12.0</td> <td>1.0</td> <td>3.0</td> <td>1.3</td> <td>.400</td> <td>.000</td> <td>.000</td> </tr> </tbody> </table>	MIN	PTS	RBS	BLK	FG%	3FG%	FT%	12.0	1.0	3.0	1.3	.400	.000	.000	<ul style="list-style-type: none"> <li>Redshirt-freshman forward who will see first action of his career in 2011-12</li> <li>Collected six rebounds in first career game, while blocking one shot and adding four points in 16 minutes</li> <li>Collected three rebounds and blocked three shots in 11 minutes vs. MVSU</li> </ul>
MIN	PTS	RBS	BLK	FG%	3FG%	FT%												
12.0	1.0	3.0	1.3	.400	.000	.000												

\*\* stats listed based off of final 2010-11 statistics

## INTERVIEW POLICIES

All interview requests must be made in advance to SID Emily Feeney in the South Carolina Media Relations Office. Beginning with the start of practice in October, Feeney will release a weekly coach and player availability schedule to media no later than 9 a.m. each Monday morning during the season.

**Post-Game Interview Policy:** After each home game, the visiting coach will address the media first, followed by South Carolina head coach Darrin Horn and then South Carolina players. (Depending on deadline and during non-conference season, this may be altered on a game-by-game basis)

**Road Interview Policy:** Interviews with Coach Horn while on the road will be scheduled according to the home post-game media procedure. No player interviews are allowed until after the game once the team leaves Columbia.

All interviews are to be coordinated through the Media Relations Office. This allows the staff to arrange the interview when it best suits the student-athlete's and the reporter's schedules. Please contact the Media Relations Office in advance to make your interview requests. Media are not permitted to contact student-athletes on their own at any time.

All interviews will take place at the designated media interview site for that day as listed in the weekly availability schedule or in the Media Relations Office.

Dormitory, apartment and cell phone numbers for student-athletes will not be provided to the media. Should you need to conduct a telephone interview with a student-athlete, a call will be placed to you from the student-athlete at a mutually agreeable time.

## SOUTH CAROLINA MEDIA RELATIONS

**Emily Feeney, primary contact**

Assistant Director

cell: 803-727-3284

e-mail: efeeney@mailbox.sc.edu

Website: www.GamecocksOnline.com

Facebook: www.Facebook.com/gamecocksonline

Twitter: @GamecockMBB

## 2011-12 STAT COMPARISON

	SC	UNC
Record	2-2	4-0
Conference Record	-	-
Current Streak	W1	W4
Scoring Avg.	63.0	90.2
Opponent Scoring Avg.	57.2	68.5
Scoring Margin	+5.8	+21.8
Field Goal %	.403	.531
Opponent Field Goal %	.404	.369
3-Point Field Goal %	.253	.393
Opponent 3-Point Field Goal %	.397	.274
3-Point Field Goal Made PG	5.3	5.5
3-Point Field Goal Attempts PG	20.1	14.0
Free Throw %	.620	.619
Opponent Free Throw %	.642	.698
Rebounding Avg.	36.5	45.0
Opponent Rebounding Avg.	31.3	36.0
Rebounding Margin	+5.3	+9.0
Turnovers Avg.	12.0	14.3
Opponent Turnover Avg.	15.0	14.5
Assists Avg.	10.5	22.3
Blocks Avg.	5.3	6.3
Steals Avg.	8.0	7.5

## WEEKLY MEDIA AVAILABILITY (NOV. 20-26)

SUNDAY Nov. 20	MONDAY Nov. 21	TUESDAY Nov. 22	WEDNESDAY Nov. 23	THURSDAY Nov. 24	FRIDAY Nov. 25	SATURDAY Nov. 26
vs. Tenn State L, 64-63	No Availability	vs. MVSU W, 61-57	No Availability	No Availability	vs. No. 1 UNC 10 p.m. ET ESPN2	vs. Southern Cal/UNLV 7:30 p.m. ET ESPN3.com

\* All practices are closed \* please contact SID Emily Feeney for all media requests

### A SOUTH CAROLINA WIN WOULD ...

- Be the first over the Tar Heels since the 1990 season
- Be its first on a neutral court since a 69-66 victory over USF on Nov. 20, 2009 competing in the Charleston Classic
- Be South Carolina's first over an ACC school since earning a 64-60 win vs. Clemson on Dec. 5, 2010

### BY THE NUMBERS

**14** - Led by his 8-of-10 performance from the free throw line in the second half, senior forward Malik Cooke posted 14 points in leading Carolina in the second half against MVSU. Cooke also collected two crucial steals late in the contest. His first with 4:37 remaining in the game, which resulted in a made jumper to pull Carolina within six at 50-44; and his second - with 1:04 remaining, which resulted in two made free throws, which pushed the Carolina lead to 58-53 with under a minute remaining.

**10** - Malik Cooke's 10 made free throws vs. MVSU marked the first time a Gamecock recorded double-digits from the line since Devan Downey tallied 11 on Feb. 10, 2010, vs. Florida in Columbia.

**16** - Freshman shooting guard Damien Leonard tallied a season high 16 points against MVSU. The freshman from Greenville, S.C., hit four 3s in the game against the Delta Devils, including three in the first 6:55 of the contest.

**3** - R-freshman forward Carlton Geathers has played quality minutes in all four games this season. The Georgetown, S.C., native blocked three shots against MVSU to bring his total to five for the season. He also pulled down three rebounds, right at his per game average.

### SCOUTING NORTH CAROLINA

The Tar Heels enter Friday's contest as the top-ranked team in the nation, sporting a 4-0 record on the season ... The Tar Heels have been ranked as the AP No. 1, 108 times in their history ... UNC will play four of its first six games on the road this season, with its two home games thus far also coming against Tennessee State and MVSU ... Sophomore forward Harrison Barnes paces the team with 17.0 points per game, while junior forward John Henson pulls down a team-best 10.8 rebounds per game ... Sophomore guard Kendall Marshall is among national leaders with 10.8 assists per game ... Marshall dished a season high 15 assists in a road contest at UNC Asheville last week ... Roy Williams is in his ninth season as the head coach in Chapel Hill and his 24th overall.

### NORTH CAROLINA SERIES

North Carolina holds a 57-21 edge in the all-time series with the Gamecocks. The two former Southern Conference and ACC rivals are meeting for the first time since the 1996-97 campaign. The last six meetings in the series have been at a neutral site. North Carolina holds a 20-7 advantage in neutral site matchups.

**South Carolina's last win in the series** came in a 76-74 win competing at the Tournament of Champions in Charlotte, N.C. South Carolina overcame a 14-point deficit in the second half to upset the 4th-ranked Tar Heels. Barry Manning tied the contest on a 3 with under a minute remaining, and Michael Glover connected on a layup with seven seconds left on the clock to seal the victory.

**In the last meeting between the two schools**, a 13-0 North Carolina run early in the second half erased a Gamecock lead (41-36 at halftime), in the title game of the Harris Teeter Pepsi Challenge, held in Charlotte, N.C. South Carolina was able to pull within one late in the second half on back-to-back 3s by BJ McKie and Arthur Carlisle, however, UNC responded by scoring eight straight en route to the victory.

### NORTH CAROLINA (21-57)

**H: 7-15; A: 7-22; N: 7-20**

(last 10 meetings listed below)

J. 5, 1970	H	65-62	W
F. 21, 1970	A	79-62	W
J. 4, 1971	A	64-79	L
F. 20, 1971	H	72-66	W
M. 13, 1971	N	52-51	W
M. 16, 1972	N	69-92	L
N. 30, 1990	N	76-74	W
D. 4, 1992	N	67-108	L
D. 2, 1994	N	58-95	L
D. 7, 1996	N	75-86	L

### SOUTH CAROLINA VS. AP NO. 1

■ Following South Carolina's thrilling upset victory over No. 1 Kentucky on Jan. 26, 2010, Carolina is 1-7 all-time vs. teams ranked No. 1 in the AP poll.

Feb. 22, 1957 - at North Carolina - L, 62-75  
 March 9, 1957 - vs. North Carolina - L, 75-95 (ACC Tourn.)  
 Dec. 14, 1957 - at North Carolina - L, 58-70  
 Jan. 2, 1977 - vs. Michigan - L, 86-90  
 Dec. 12, 1977 - at Kentucky - L, 65-84  
 Jan. 20, 1979 - at Notre Dame - L, 73-82  
 Nov. 20, 2001 - vs. Duke - L, 56-81 (at Maui Invite)  
 Jan. 26, 2010 - vs. Kentucky - W, 68-62

### LAST TIME VS. NO. 1

For the first time in school history, South Carolina defeated a top-ranked opponent when the Gamecocks earned a 68-62 win over No. 1 Kentucky on Jan. 26, 2011. The Gamecocks had lost their seven previous meetings against No. 1 teams. Then-senior Devan Downey notched his sixth-straight game with 20 points or more, as he finished the night with 30 points, including a 10-of-11 performance from the free-throw line. Downey connected on a 3-point play midway through the second half to put the Gamecocks ahead in the contest, and senior Brandis Raley-Ross connected on two free throws with under a minute remaining to seal the win.



## ► ASSOCIATED PRESS TOP 25

Nov. 21, 2011

Rk.	Team	Record	Pts.
1	North Carolina (62)	3-0	1,621
2	Kentucky	4-0	1,528
3	Ohio State (1)	3-0	1,493
4	Connecticut (2)	4-0	1,426
5	Syracuse	4-0	1,353
6	Duke	4-0	1,305
7	Louisville	3-0	1,186
8	Memphis	1-0	1,123
9	Baylor	3-0	1,079
10	Florida	2-1	998
11	Wisconsin	3-0	916
12	Xavier	3-0	912
13	Alabama	5-0	820
14	Kansas	1-1	717
15	Michigan	3-0	587
16	Marquette	4-0	558
17	Pittsburgh	2-1	524
18	Vanderbilt	3-1	468
19	Gonzaga	3-0	454
20	California	3-0	420
21	Missouri	3-0	327
22	Florida State	4-0	323
23	Arizona	4-1	273
24	Mississippi State	4-1	215
25	Texas A&M	3-1	108

**Others receiving votes:** Cleveland State 94, Michigan State 58, Creighton 48, Cincinnati 30, Washington 27, UNLV 23, Villanova 18, Temple 14, San Diego State 12, Saint Mary's 9, Oregon State 7, Kent State 7, Belmont 6, Saint Louis 6, Purdue 4, New Mexico State 4, Notre Dame 4, Long Beach State 4, Texas 4, Harvard 3, Illinois 2, Georgetown 2, Middle Tennessee 2, Minnesota 1, Marshall 1, West Virginia 1

## ► ESPN/USA TODAY TOP 25

Nov. 21, 2011

Rk.	Team	Record	Pts.
1	North Carolina (30)	3-0	774
2	Kentucky (1)	4-0	732
3	Ohio State	3-0	708
4	Connecticut	4-0	668
5	Syracuse	4-0	652
6	Duke	4-0	640
7	Louisville	3-0	555
8	Memphis	1-0	497
9	Florida	2-1	480
10	Baylor	3-0	443
11	Wisconsin	3-0	438
12	Xavier	3-0	394
13	Alabama	5-0	379
14	Kansas	1-1	327
15	Michigan	3-0	288
16	Pittsburgh	2-1	252
17	Marquette	4-0	241
18	California	3-0	216
19	Gonzaga	3-0	208
20	Florida State	4-0	189
21	Missouri	3-0	181
22	Vanderbilt	3-1	179
23	Arizona	4-1	134
24	Texas A&M	3-1	65
25	Creighton	4-0	62

**Others receiving votes:** Mississippi State 58, Purdue 48, Villanova 48, Texas 31, UNLV 23, Cincinnati 23, Northwestern 22, Temple 20, Cleveland State 20, Saint Louis 12, Michigan State 12, George Mason 10, Illinois 8, Long Beach State 8, San Diego State 8, Saint Mary's 6, Oklahoma State 6, Washington 3, Virginia 2, Indiana 2, Marshall 1, Harvard 1, Notre Dame 1



## SOUTHEASTERN CONFERENCE STANDINGS

Team	Conference	Overall
Alabama	0-0	5-0
Kentucky	0-0	4-0
Auburn	0-0	2-0
Mississippi State	0-0	5-1
Ole Miss	0-0	4-1
Vanderbilt	0-0	4-1
Florida	0-0	3-1
Georgia	0-0	3-1
Arkansas	0-0	2-1
Tennessee	0-0	2-1
LSU	0-0	3-2
South Carolina	0-0	1-2

### COACHES TELECONFERENCE

The weekly SEC men's basketball coaches teleconference is scheduled for every Monday Jan. 4 - March 5.

The 12 Southeastern Conference men's head basketball coaches will be featured from 10:00 - 11:17 a.m. (CT).

Media representatives wishing to participate in the teleconference should contact the SEC Media Relations Department for further details. Each coach will appear on the teleconference for seven minutes, according to the following schedule:

### Order of Appearance (All Times Central)

10:00 a.m. Kevin Stallings, Vanderbilt

10:07 a.m. Billy Donovan, Florida

**10:14 a.m. Darrin Horn, South Carolina**

10:21 a.m. Mark Fox, Georgia

10:28 a.m. Trent Johnson, LSU

10:35 a.m. John Calipari, Kentucky

10:42 a.m. Cuonzo Martin, Tennessee

10:49 a.m. Mike Anderson, Arkansas

10:56 a.m. Anthony Grant, Alabama

11:03 a.m. Tony Barbee, Auburn

11:10 a.m. Andy Kennedy, Ole Miss

11:17 a.m. Rick Stansbury, Miss. State

In addition, the SEC men's basketball teams who make it to postseason will be on a teleconference on Monday, March 15 beginning at 10:00 a.m. CT.

All SEC basketball teleconferences can be listened to on the internet at [www.secsports.com](http://www.secsports.com) starting at 1:00 p.m. CT.

## SOUTH CAROLINA BENCH PRODUCTION

GAME	SC-OPP	DIFF.	SC HIGH BENCH SCORER
Western Car.	38-16	+22	Williams (13)
at Elon	15-16	-1	Smith (6)
Tenn. State	29-22	7	Smith (18)
Miss. Val. St.	7-11	-4	Slawson (4)
vs. UNC			
vs. TBD			
Providence			
at Clemson			
Presbyterian			
Ohio State			
SE Louisiana			
Wofford			
USC Upstate			
SC State			
at UK			
Vandy			
Florida			
at Auburn			
Alabama			
at Ole Miss			
at Florida			
UK			
at Tennessee			
at Arkansas			
Georgia			
LSU			
at Vandy			
Tennessee			
Miss. State			
at Georgia			

## SPECIALTY STATS

(PP) points in paint; (OT) points off turnovers; (2nd) second chance points; (FB) fast break points

(South Carolina-Opponent)

GAME	PP	OT	2ND	FB
Western Car.	46-18	22-15	20-9	19-10
at Elon	26-10	8-2	10-7	6-0
Tenn. State	24-14	15-14	9-11	11-6
Miss. Val. St.	22-18	17-15	14-3	13-8
vs. UNC				
vs. TBD				
Providence				
at Clemson				
Presbyterian				
Ohio State				
SE Louisiana				
Wofford				
USC Upstate				
SC State				
at UK				
Vandy				
Florida				
at Auburn				
Alabama				
at Ole Miss				
at Florida				
UK				
at Tennessee				
at Arkansas				
Georgia				
LSU				
at Vandy				
Tennessee				
Miss. State				
at Georgia				
<b>SC Total</b>	<b>118</b>	<b>62</b>	<b>53</b>	<b>49</b>
<b>SC Average</b>	<b>29.5</b>	<b>15.5</b>	<b>13.3</b>	<b>12.3</b>
Opp Total	60	46	30	24
Opp Average	15.0	11.5	7.5	6.0

## UNIVERSITY INFORMATION

Location	Columbia, S.C.
Founded	1801
Enrollment	29,957
Nickname	Gamecocks
Colors	Garnet (PMS 202) and Black
National Affiliation	NCAA Division I
Conference	Southeastern (SEC)
Athletics Web Address	www.GamecocksOnline.com
University Web Address	www.sc.edu
President	Dr. Harris Pastides
NCAA Representative	Dr. Zach Kelehear
Athletics Director	Eric Hyman
Basketball Administrator/Executive Associate AD	Kevin O'Connell

## BASKETBALL STAFF/INFORMATION

Head Coach	Darrin Horn
Alma Mater	Western Kentucky, '95
Record At South Carolina/Seasons	52-44 (.541), 21-27 SEC/4th season
Overall Record/Seasons	163-92 (.639)/9th season
Assistant Coaches	Neill Berry (Southeastern Louisiana, '03) Michael Boynton Jr. (South Carolina, '04) Cypheus Bunton (Western Kentucky, '95)
Director of Basketball Operations	Justin Phelps (Kent State, '06)
Strength & Conditioning Coach	Irele Oderinde (Western Kentucky, '03)
Athletic Trainer	Mark Rodger (Buffalo, '01)
Home Arena	Colonial Life Arena
Capacity	18,000
Arena General Manager	TBA
Press Row Phone Number	803-777-6182

## BASKETBALL HISTORY

First Year of Basketball	1908
All-Time Record	1,289-1,130-1 (.532)
Overall Postseason Record	25-18
NCAA Tournament Appearances	1971, 1972, 1973, 1974, 1989, 1997, 1998, 2004
NCAA Tournament Record	4-9
Last NCAA Tournament Appearance	2004, L vs. Memphis, 59-43
NIT Appearances	1969, 1975, 1978, 1983, 1991, 1996, 2001, 2002, 2005, 2006, 2009
NIT Record	21-9
Last NIT Appearance	2009, L vs. Davidson, 70-63
Conference Championships	1970 ACC, 1997 SEC, 2009 SEC East Co-Champs
Conference Tournament Titles	1934 SoCon, 1971 ACC

## TEAM INFORMATION

2010-11 Record	14-16
Southeastern Conference Record/Finish	5-11/6th SEC East
Postseason	NA
Letterwinners Returning/Lost	7/4
Starters Returning/Lost	4/1
Newcomers	3
Roster Breakdown	1 senior, 1 junior, 6 sophomores, 3 freshmen
Returning Scoring	1,285 of 2,027 (63.3%)
Returning Field Goals	468 of 741 (63.1%)
Returning Rebounding	720 of 1,144 (69.0%)
Returning Assists	259 of 327 (79.2%)
Returning Minutes	4,128 of 6,100 (67.6%)

## MEDIA RELATIONS

Asst. Media Relations Director/Men's Basketball Contact	Emily Feeney
Feeney's email	efeeney@mailbox.sc.edu
Feeney's office phone	803-777-7743
Website	GamecocksOnline.com

## 2011-12 SOUTH CAROLINA ROSTER

No.	Name	Pos.	Ht.	Wt.	Cl.	Exp.	Hometown (High/Last School)
1	Brenton Williams	G	5-11	172	SO	JC	Kissimmee, Fla. (Osceola High School)
2	Brian Richardson	G	6-4	171	SO	1VL	Wilson, N.C. (Greenfield School)
5	Eric Smith	G	5-11	210	SO	1VL	Mullins, S.C. (Christ School)
12	Shane Phillips*	G	5-10	170	JR	HS	Wheeling, W. Va. (Wheeling Central)
13	Anthony Gill	F	6-8	235	FR	HS	Charlotte, N.C. (Charlotte Christian School)
15	Malik Cooke	F	6-6	215	RS SR	3VL	Charlotte, N.C. (Christ School)
23	Bruce Ellington	G	5-9	197	SO	1VL	Moncks Corner, S.C. (Berkeley)
24	Damontre Harris	F	6-9	226	SO	1VL	Fayetteville, N.C. (Trinity Christian)
30	Lakeem Jackson	SF	6-5	238	JR	2VL	Charlotte, N.C. (Christ School)
32	Damien Leonard	G	6-4	192	FR	HS	Greenville, S.C. (J.L. Mann)
33	RJ Slawson	F	6-8	207	SO	1VL	Charleston, S.C. (Fort Dorchester)
35	Alex Irwin*	F	6-4	170	JR	HS	Richmond, Va. (Woodberry Forest)
45	Carlton Geathers	F	6-10	250	RS FR	HS	Georgetown, S.C. (Carvers Bay)

\* denotes walk-on

**Head Coach:** Darrin Horn | **Assistant Coaches:** Neill Berry, Mike Boynton Jr., Cypheus Bunton |  
**Director of Basketball Operations:** Justin Phelps | **Strength & Conditioning Coach:** Irele Oderinde |  
**Athletic Trainer:** Mark Rodger

### TREND SETTING

*Gamecock trends under Darrin Horn ...*

- South Carolina is 20-9 when collecting at least 10 steals in a contest.
  - South Carolina collected 11 steals in its season-opening win over Western Carolina. The Gamecocks used solid half-court defense to collect seven steals over MVSU on Tuesday.
- The Gamecocks are 21-11 when blocking at least seven shots in a game.
  - The Gamecocks average 5.3 blocks per game this season; Carolina blocked a season high seven shots vs. Tennessee State and against Mississippi Valley State.
- South Carolina is 39-14 when holding its opponents under 45% shooting from the field.
  - South Carolina has held its opponents under 45% shooting from the field in all four contests thus far in 2011-12.
- Carolina is 29-8 when out-rebounding its opponent.
  - The Gamecocks have out-rebounded all of their opponents this season, including a 36-30 mark vs. MVSU.

### HEAD COACH DARRIN HORN

■ Darrin Horn is in his fourth season in Columbia with a career record of 163-92, including a 52-44 mark at South Carolina. Darrin Horn-led teams are 78-48 all-time in league play. Horn led Carolina to a 10-6 record in SEC action during his first year in Columbia, a 6-10 mark in his second and one of the youngest teams in the nation to a 5-11 mark in 2011. Horn led Carolina to one of the most celebrated seasons of its 19-year participation in the SEC during the 2009 campaign, as the squad captured the 2009 SEC Eastern Division Co-Championship and won double-digit league games for the first time since the 1998 campaign. His 2010 squad earned upset wins over No. 1 Kentucky and No. 13/19 Vanderbilt.

### INJURY UPDATE

South Carolina sophomore guard Brenton Williams suffered a left knee sprain early in the first half vs. Tennessee State last Sunday. Williams will miss 2-4 weeks from the time of the injury.

### UP NEXT FOR CAROLINA

South Carolina will play either Southern California or UNLV in Saturday's matchup, continuing play in the Continental Tire Las Vegas Invitational. The Gamecocks have played Southern California three previous times, with the Trojans holding a 2-1 advantage in the series. The last meeting saw Southern Cal collect an 85-75 victory in Columbia. South Carolina and UNLV have met six times, with the Gamecocks holding a 5-1 upperhand in the series. The last meeting between the two schools came in 2005 competing in the postseason NIT. South Carolina earned a 77-66 victory over the Rebels in the second round and went on to win the first of two-straight NIT championships.

### NON-CONFERENCE SCHEDULE

Contests against at least five teams that competed in the 2011 NCAA Tournament highlight the 2011-12 South Carolina men's basketball non-conference schedule. South Carolina will host 11 non-conference contests at Colonial Life Arena, including one exhibition, the first two rounds of the Las Vegas Invitational, Providence in the Big East/SEC Challenge and Big Ten powerhouse Ohio State. The Gamecocks will face at least six teams that compiled 18 or more wins last season, including North Carolina, Southern California or UNLV, Clemson, Ohio State and Wofford, which all advanced to the NCAA Tournament. South Carolina is slated to face five BCS schools during the coming non-conference portion of the schedule.

### GARNET AND BLACK WELCOME THREE NEWCOMERS

South Carolina signed freshmen Anthony Gill (Fr. - F - 6-8 - 235 - Charlotte, N.C. - Charlotte Christian School) and Damien Leonard (Fr. - G - 6-4 - 192 - Greenville, S.C. - J.L. Mann) and junior college transfer Brenton Williams (So. - G - 5-11 - 172 - Kissimmee, Fla. - Osceola/Santa Fe College) to join the squad for the 2011-12 season.

### HORN VS. RANKED OPPONENTS

■ Following South Carolina's loss at No. 22/22 Kentucky on Feb. 19, 2011, South Carolina head coach Darrin Horn holds a 7-17 overall record in his career against ranked opponents. Horn is 6-13 in games against ranked opponents at the helm of the Gamecock program. His victory over Drake and loss to UCLA both came during Western Kentucky's Sweet 16 run in the NCAA Tournament during the 2007-08 season.

<i>Opponent</i>	<i>Date</i>	<i>Result</i>
No. 1 Florida	Nov. 24, 2006	L, 68-101
No. 14 Gonzaga	Nov. 22, 2007	L, 71-74
No. 11 Tennessee	Dec. 15, 2007	L, 82-88
No. 14 Drake	March 21, 2008	W, 101-99
No. 3 UCLA	March 27, 2008	L, 78-88
No. 20 Clemson	Dec. 30, 2008	L, 87-98
No. 19 Baylor	Jan. 2, 2009	W, 85-84
No. 24 Tennessee	Jan. 17, 2009	L, 79-82
No. 24 Florida	Jan. 21, 2009	W, 70-69
No. 24 Kentucky	Jan. 31, 2009	W, 78-77
No. 18 Clemson	Dec. 6, 2009	L, 72-61
No. 22 Ole Miss	Jan. 20, 2010	L, 57-66
No. 1 Kentucky	Jan. 26, 2010	W, 68-62
No. 14 Tennessee	Feb. 6, 2010	L, 53-79
No. 20/18 Tennessee	Feb. 20, 2010	L, 55-63
No. 2 Kentucky	Feb. 25, 2010	L, 61-82
No. 13/19 Vanderbilt	March 6, 2010	W, 77-73
No. 2/2 Michigan State	Nov. 16, 2010	L, 73-82
No. 2/2 Ohio State	Dec. 18, 2010	L, 57-79
No. 22/24 Vanderbilt	Jan. 8, 2011	W, 83-75 (OT)
No. 12/12 Kentucky	Jan. 22, 2011	L, 58-67
No. 23/24 Vanderbilt	Feb. 5, 2011	L, 60-78
No. 17/19 Florida	Feb. 9, 2011	L, 60-79
No. 22/22 Kentucky	Feb. 19, 2011	L, 59-90
<b>Totals</b>		<b>7-17</b>

### 2012 SEC TOURNAMENT

The 2012 SEC Tournament returns to New Orleans, La., next spring, marking the third time the city has hosted the event. It will be the first time the tournament will be held at the New Orleans Arena. The SEC Basketball Tournament semifinals and championship game will be televised nationally on ABC, while the first two rounds of the event will be televised on the SEC Network.

### 2011 BIG EAST/SEC CHALLENGE

The University of South Carolina men's basketball team will host Providence in the Big East/SEC Challenge on Thursday, Dec. 1, 2011 at Colonial Life Arena in Columbia. The Gamecocks and Friars have met seven previous times with Providence holding a 4-3 edge in the series. Every game of the series has been played in the month of December. South Carolina won the most recent matchup between the two schools, a 68-67 road win on Dec. 6, 2007.

### SEC DIVISIONAL PLAY

Starting with the 2011-12 season, this year marks the first time there will not be an East/West Division champion since the conference split into two divisions in 1992. The regular season standings will be listed from one through 12. This season the schedule will still reflect the divisions of years past, as South Carolina will still play the five schools who were also in the East - Florida, Georgia, Kentucky, Tennessee and Vanderbilt - twice, while playing the former West schools - Alabama, Arkansas, Auburn, LSU, Ole Miss and Mississippi State - once during the regular season.

### GAMECOCKS IN EXHIBITION PLAY

South Carolina played 10 of its 11 eligible players in a 69-59 win over Kentucky Wesleyan on Nov. 3 in exhibition play. Only sophomore guard Bruce Ellington, who will return to the hoops team following the Gamecock football season, didn't play. In his first action on the court for Carolina, freshman forward Anthony Gill posted a game-high 14 points. Junior forward/guard Lakeem Jackson took the reigns as the point guard for the opening tip. He dished six assists, tallied four points and collected five rebounds. Also standing out in the contest was sophomore forward Damontre Harris with five blocks, and sophomore forward RJ Slawson with 10 points and a team-high nine rebounds.


### HAUGHTON SIGNS WITH GAMECOCKS

South Carolina head men's basketball coach Darrin Horn announced on Nov. 9 the signing of Tyrone Haughton to a National Letter of Intent to attend South Carolina and join the men's basketball squad beginning with the 2012-13 season. Below is his bio information:


### Tyrone Haughton - 6-10 - 195 - Miami, Fla. - Dr. Michael M. Krop High School

Solid under the basket, physical presence defensively ... Excellent shot blocker and rebounder ... Rated the No. 24 center according to ESPN.com ... Averaged 11 points, 12 rebounds and six blocks per game as a junior for coach Shakey Rodriguez at Dr. Krop High School, a Florida high school basketball powerhouse ... Shot 62 percent from the field as a junior ... Named an All-Miami City honoree following 2010-11 campaign ... Chose South Carolina over UCONN, Alabama and Virginia Tech among others.

# TV/RADIO SPOT CHART




**#1 BRENTON WILLIAMS**  
So. - G - 5-11 - 172  
Kissimmee, Fla.  
Santa Fe College




**#2 BRIAN RICHARDSON**  
So. - G - 6-4 - 171  
Wilson, N.C.  
Greenfield School




**#5 ERIC SMITH**  
So. - G - 5-11 - 210  
Mullins, S.C.  
Christ School



**#13 ANTHONY GILL**  
Fr. - F - 6-8 - 235  
Charlotte, N.C.  
Charlotte Christian



**#15 MALIK COOKE**  
R-Sr. - F - 6-6 - 215  
Charlotte, N.C.  
Nevada




**#23 BRUCE ELLINGTON**  
So. - G - 5-9 - 197  
Moncks Corner, S.C.  
Berkeley



**#24 DAMONTRE HARRIS**  
So. - F - 6-9 - 226  
Fayetteville, N.C.  
Trinity Christian




**#30 LAKEEM JACKSON**  
Jr. - F - 6-5 - 238  
Charlotte, N.C.  
Christ School




**#32 DAMIEN LEONARD**  
Fr. - G - 6-4 - 192  
Greenville, S.C.  
J.L. Mann



**#33 RJ SLAWSON**  
So. - F - 6-8 - 207  
Charleston, S.C.  
Fort Dorchester



**#45 CARLTON GEATHERS**  
R-Fr. - F - 6-10 - 250  
Georgetown, S.C.  
Carvers Bay



**DARRIN HORN**  
Head Coach



**NEILL BERRY**  
Assistant Coach



**MIKE BOYNTON JR.**  
Assistant Coach



**CYPHEUS BUNTON**  
Assistant Coach



**JUSTIN PHELPS**  
Director of Operations



## ► GAMECOCKS RECORD WHEN ...

At home	2-1
On the road	0-1
At neutral sites	0-0
In overtime	0-0
vs. Top 25 team	0-0
vs. Top 10 team	0-0
Leading at half	2-0
Trailing at half	0-2
Tied at half	0-0
Shooting 50% or better	1-0
Shooting between 39-49%	1-1
Shooting less than 39%	0-1
Opp. shooting 50% or better	0-0
Opp. shooting between 40-49%	1-2
Opp. shooting less than 39%	1-0
Shooting better than opp.	1-0
Shooting worse than/equal to opp.	1-3
Starters out-score opp. starters	2-0
Opp. starters score/equal more	0-2
Bench out-scores opp. bench	1-1
Opp. bench scores/equals more	1-1
Having more FTs than opp.	2-0
Having equal/less FTs than opp.	0-2
Have more TOs than opp.	0-1
Having equal/less TOs than opp.	2-1
Having more rebounds than opp.	2-2
Having equal/less rebounds than opp.	0-0
Making 6 or more 3FGs	1-1
Having 15 or more assists	0-0
Having less than 15 assists	2-2
Score more points in paint than opp.	2-2
Scoring equal/less points in paint than opp.	0-0
Scoring more points off TOs than opp.	2-2
Scoring equal/less points off TOs than opp.	0-0
Scoring more 2nd-chance points than opp.	2-1
Scoring equal/less 2nd-chance points than opp.	0-1
Scoring more fast break points than opp.	2-2
Scoring equal/less fast break points than opp.	0-0
Wearing white uniforms	2-1
Wearing Garnet uniforms	0-1
Wearing Black uniforms	0-0
Playing on live TV	1-2
Playing in November	2-2
Playing in December	0-0
Playing in January	0-0
Playing in February	0-0
Playing in March	0-0
Playing a day-game	0-0
Playing a night-game	2-2
Playing on Sunday	0-1
Playing on a Monday	0-0
Playing on a Tuesday	1-1
Playing on a Wednesday	0-0
Playing on a Thursday	0-0
Playing on a Friday	1-0
Playing on a Saturday	0-0
Scoring margin is 5 points or less	1-2
Margin is between 6-10	0-0
Margin is between 11-20	0-0
Margin is more than 20	1-0
Scoring 59 points or less	0-1
Scoring 60-69 points	1-1
Scoring 70-79 points	1-0
Scoring 80-89 points	0-0
Scoring 90-99 points	0-0
Scoring 100+ points	0-0

## MISCELLANEOUS

Current streak	W1
Home court streak	W1
Away streak	L1
Neutral court streak	-

## 2011-12 SUPERLATIVES

Scoring Leaders	'11-12	Career
Anthony Gill	2	2
Malik Cooke	2	8*
Eric Smith	1	1

Rebounding Leaders	'11-12	Career
Lakeem Jackson	1	16
Damontre Harris	2	3
Anthony Gill	1	1

Assists Leaders	'11-12	Career
Lakeem Jackson	2	19
Eric Smith	1	5
Damien Leonard	1	1
Anthony Gill	1	1
Malik Cooke	1	1*

Blocks Leaders	'11-12	Career
Damontre Harris	2	8
Anthony Gill	1	1
Malik Cooke	1	5*
Carlton Geathers	1	1

Steals Leaders	'11-12	Career
Brenton Williams	1	1
Damontre Harris	1	5
Lakeem Jackson	1	13
Damien Leonard	2	2
Malik Cooke	2	15*

Double-Figure Scoring	'11-12	Career
Anthony Gill	1	1
Malik Cooke	2	17*
Brenton Williams	1	1
Lakeem Jackson	1	18
Eric Smith	1	1
Damien Leonard	1	1

20+ points	'11-12	Career
-		

30+ points	'11-12	Career
-		

Double-Figure Rebounding	'11-12	Career
Lakeem Jackson	1	6
Damontre Harris	1	2

5+ assists	'11-12	Career
Lakeem Jackson	1	6

3+ steals	'11-12	Career
Brenton Williams	1	1
Lakeem Jackson	1	6
Malik Cooke	1	6*

2+ blocks	'11-12	Career
Damontre Harris	2	9
Malik Cooke	2	3*
Carlton Geathers	1	1

Double-Doubles	'11-12	Career
-		

Clutch Free Throws (under 5 min/OT)	'11-12	Career
Anthony Gill	2-4	.500
RJ Slawson	2-3	.667
Malik Cooke	6-8	.750
Damien Leonard	2-2	1.000

\* indicates at South Carolina

Miscellaneous	
Largest Halftime Lead	
SC	10, vs. Western Carolina
Opp	14, Tennessee State
Smallest Halftime Lead	
SC	4, vs. Mississippi Valley State
Opp	11, Elon
Fewest Points In First Half	
SC	19, vs. Tennessee State
Opp	25, Western Carolina
Most Points In First Half	
SC	35, vs. Western Carolina
Opp	34, Elon
Most Points In Second Half	
SC	44, vs. Tennessee State
Opp	31, Tennessee State/MVUSU
Fewest Points In Second Half	
SC	30, at Elon
Opp	24, Elon
Largest Margin of Victory	
SC	25, vs. Western Carolina
Opp	5, Elon
Smallest Margin of Victory	
SC	4, vs. Mississippi Valley State
Opp	1, Tennessee State



## 2011-12 GAME BY GAME COMPARISON

	Date	Result	FG-A	Pct	3FG-A	Pct	FT-A	Pct	O-D-Total	PF	Pts	A	TO	Blk	Stl	Min	Half
Western Carolina			17-47	.362	6-18	.333	10-16	.625	13-16-29	17	50	10	19	4	8	200	25
South Carolina	Nov. 11	W, 75-50	30-59	.508	5-12	.417	10-17	.588	18-19-37	14	75	14	12	5	11	200	35
Elon			16-40	.400	6-16	.375	20-28	.714	8-30-38	18	58	9	14	3	1	200	34
South Carolina	Nov. 15	L, 58-53	20-64	.313	3-27	.111	10-17	.588	18-22-40	24	53	6	7	2	9	200	23
Tennessee State			21-47	.447	10-22	.455	12-21	.571	6-22-28	23	64	15	13	1	9	200	33
South Carolina	Nov. 20	L, 64-63	22-55	.400	7-26	.269	12-20	.600	12-21-33	21	63	13	16	7	5	200	19
Miss Valley State			20-49	.408	7-17	.412	10-16	.625	7-23-30	24	57	12	14	5	8	200	26
South Carolina	Nov. 22	W, 61-57	19-48	.396	6-18	.333	17-25	.680	12-24-36	17	61	9	13	7	7	200	30

**2011-12 RESULTS: OVERALL, 2-2; HOME, 2-1; AWAY, 0-1; NEUTRAL, 0-0; SEC, 0-0**

Date	Opponent	W/L	Score	Record	Points	Rebounds	Assists	Steals	Attendance
Nov. 11	Western Carolina	W	75-50	1-0	Gill (14)	Jackson (10)	Jackson (10)	Williams (5)	9,330 (paid)
Nov. 15	at Elon	L	58-53	1-1	Gill/Cooke (9)	Harris (10)	Leonard/Smith (2)	Harris/Jackson/Leonard (2)	1,589
Nov. 20	Tennessee State	L	64-63	1-2	Smith (18)	Harris (7)	Gill/Jackson (3)	Cooke/Leonard (2)	9,045 (paid)
Nov. 22	Miss Valley State	W	61-57	2-2	Cooke (18)	Gill (8)	Cooke (3)	Cooke (3)	6,723 (paid)

**2011-12 STARTING LINEUPS**

Guard	Guard	Forward	Forward	Forward	2011-12	Games
Jackson	Leonard	Gill	Harris	Cooke	1-2	3
Smith	Leonard	Gill	Harris	Cooke	1-0	1



## DARRIN HORN FILE

**Born** December 24, 1972, in Glasgow, Ky.  
**High School** Bates Creek, Lexington, Ky., 1991  
**College** Western Kentucky University, 1995  
**College Athletics** Four-year letterman, All-Sun Belt Conference, Academic All-America  
**Wife** Carla (Walker)  
**Children** Caroline and Walker

## COACHING EXPERIENCE

- Western Kentucky, assistant coach, 1995-97
- Morehead State, assistant coach, 1997-99
- Marquette, assistant coach, 1999-03
- Western Kentucky, head coach, 2003-08
- **South Carolina, head coach, 2008-present**

## HEAD COACHING CAREER

### WESTERN KENTUCKY (2003-2008)

2003-04	15-13	SBC Tournament 2nd Round
2004-05	22-9	NIT 2nd Round
2005-06	23-8	NIT 1st Round
2006-07	22-11	SBC Tournament 1st Round
2007-08	29-7	NCAA Tournament Sweet 16
<b>5 years</b>	<b>111-48 (.698)</b>	

### SOUTH CAROLINA (2008-PRESENT)

2008-09	21-10	NIT 1st Round
2009-10	15-16	-
2010-11	14-16	-
2011-12	2-2	
<b>4 years</b>	<b>52-44 (.541)</b>	
<b>Career Total</b>	<b>163-92 (.639)</b>	

## 2008-09 (SOUTH CAROLINA)

**Record: 21-10**  
**Home: 16-3; Away: 5-6; Neutral: 0-1**  
**SEC: 1-1st East**  
**Record: 10-6 (Home: 7-1; Away: 3-5)**



11/14	Jacksonville State	W, 89-76
11/16	Winthrop	W, 86-63
11/22	USC Upstate	W, 75-53
11/25	Gardner-Webb	W, 85-70
11/28	at C.of Charleston	L, 80-82 (ot)
12/2	at Princeton	W, 84-58
12/5	Furman	W, 72-48
12/16	NC Central	W, 90-43
12/20	The Citadel	W, 80-66
12/23	Presbyterian	W, 75-56
12/30	Clemson	L, 87-98
1/2	at Baylor	W, 85-84
1/5	Wofford	W, 78-61
1/10	Auburn*	W, 68-56
1/14	at LSU*	L, 68-85
1/17	at Tennessee*	L, 79-82
1/21	Florida*	W, 70-69
1/24	Mississippi*	W, 82-71
1/28	Vanderbilt*	W, 86-76
1/31	at Kentucky*	W, 78-77
2/3	at Florida*	L, 93-97
2/7	Georgia*	W, 79-68
2/14	at Alabama*	W, 75-73
2/18	at Mississippi State*	L, 70-75
2/21	Arkansas*	W, 82-78 (ot)
2/25	Kentucky*	W, 77-59
2/28	at Vanderbilt*	L, 83-96
3/5	Tennessee*	L, 70-86
3/7	at Georgia*	W, 68-51
3/13	(1) vs. Mississippi State	L, 68-82
3/17	(2) Davidson	L, 63-70

\* SEC Conference game  
 (1) SEC Tournament, Tampa, Fla. - (2) NIT, Columbia, S.C.

## 2009-10 (SOUTH CAROLINA)

**Record: 15-16**  
**Home: 11-5; Away: 2-9; Neutral: 2-2**  
**SEC: 5th East**  
**Record: 6-10 (Home: 4-4; Away: 2-6)**



11/13	Alabama A&M	W, 88-50
11/16	Georgia Southern	W, 90-66
11/19	(1) vs. La Salle	W, 78-68
11/20	(1) vs. USF	W, 69-66
11/22	(1) vs. Miami (Fla.)	L, 70-85
11/27	Jacksonville	W, 97-93
12/2	Western Kentucky	W, 74-56
12/6	at Clemson	L, 61-72
12/16	Richmond	W, 76-58
12/19	at Wofford	L, 61-68
12/21	Furman	W, 81-57
12/30	at Boston College	L, 76-85
1/2	Baylor	L, 74-85
1/5	Longwood	W, 88-58
1/9	at Auburn*	W, 80-71
1/13	LSU*	W, 67-58
1/16	Vanderbilt*	L, 79-89
1/20	at Ole Miss*	L, 57-66
1/23	at Florida*	L, 56-58
1/26	Kentucky*	W, 68-62
1/30	Georgia*	W, 78-77
2/6	at Tennessee*	L, 53-79
2/10	Florida*	W, 77-71
2/13	at Georgia*	L, 61-66
2/17	at Arkansas*	L, 79-92
2/20	Tennessee*	L, 55-63
2/25	at Kentucky*	L, 61-82

2/27	Mississippi State*	L, 63-76
3/3	Alabama*	L, 70-79
3/6	at Vanderbilt*	W, 77-73
3/11	(2) Alabama	L, 63-68

\* SEC Conference game  
 (1) Charleston Classic, Charleston, S.C. -  
 (2) SEC Tournament, Nashville, Tenn.

## 2010-11 (SOUTH CAROLINA)

**Record: 14-16**  
**Home: 11-6; Away: 3-5; Neutral: 0-1**  
**SEC: 6th East**  
**Record: 5-11 (Home: 3-5; Away: 2-6)**



11/12	Elon	W, 94-79
11/16	at Michigan State	L, 73-82
11/19	Radford	W, 85-56
11/23	USC Upstate	W, 57-41
11/27	at WKU	W, 87-85
12/1	Delaware State	W, 74-61
12/5	Clemson	W, 64-60
12/11	Wofford	W, 64-53
12/18	at Ohio State	L, 57-79
12/22	at Furman	L, 75-91
12/29	Jacksonville State	W, 56-49
1/1	Boston College	L, 70-85
1/4	SC State	W, 91-56
1/8	Vanderbilt*	W, 83-75
1/12	at Alabama*	L, 47-57
1/15	at Florida*	W, 72-69
1/19	Arkansas*	W, 81-74
1/22	Kentucky*	L, 58-67
1/29	Auburn*	L, 64-79
2/2	at LSU*	W, 64-56
2/5	at Vanderbilt*	L, 60-78
2/9	Florida*	L, 60-79
2/12	Georgia*	L, 56-60
2/16	at Tennessee*	L, 67-73
2/19	at Kentucky*	L, 59-90
2/22	Ole Miss*	W, 79-73
2/26	at Georgia*	L, 48-64
3/3	Tennessee*	L, 69-73
3/5	at Mississippi State*	L, 58-60
3/10	(1) vs. Ole Miss	L, 55-66

\* SEC Conference game  
 (1) SEC Tournament, Atlanta, Ga.

## 2011-12 (SOUTH CAROLINA)

**Record: 1-2**  
**Home: 1-1; Away: 0-1; Neutral: 0-0**  
**SEC: -**  
**Record: -**



11/11	Western Carolina	W, 75-50
11/15	at Elon	L, 53-58
11/20	Tennessee State	L, 63-64
11/22	Miss Valley State	W, 61-57

# SOUTH CAROLINA SUPERLATIVES UNDER HORN

## Most Field Goals Made

- 36, at Florida, Feb. 3, 2009
- 35, vs. Elon, Nov. 12, 2010
- 35, vs. Jacksonville, Nov. 27, 2009
- 34, at Vanderbilt, Feb. 28, 2009
- 34, at Baylor, Jan. 2, 2009
- 34, vs. Jacksonville State, Nov. 14, 2008

## Most Field Goals Attempted

- 83, at WKU, Nov. 27, 2010
- 83, vs. Baylor, Jan. 2, 2010
- 81, at Vanderbilt, Feb. 28, 2009
- 76, vs. Miami (Fla.), Nov. 22, 2009
- 76, vs. Mississippi State, March 13, 2009
- 76, at Kentucky, Jan. 31, 2009

## Highest Field Goal Percent

- 58.1% (32-55), vs. Presbyterian, Dec. 23, 2008
- 57.3% (35-61), vs. Jacksonville, Nov. 27, 2009
- 54.2% (32-59), at Princeton, Dec. 2, 2008
- 53.9% (34-63), at Baylor, Jan. 2, 2009
- 53.2% (33-62), vs. SC State, Jan. 4, 2011

## Most 3-Point Field Goals Made

- 12, at Furman, Dec. 22, 2010
- 11, vs. Radford, Nov. 19, 2010
- 11, at Michigan State, Nov. 16, 2010
- 11, at Arkansas, Feb. 17, 2010
- 11, vs. LSU, Jan. 13, 2010
- 11, at Auburn, Jan. 9, 2010
- 11, vs. Miami (Fla.), Nov. 22, 2009
- 11, at Florida, Feb. 3, 2009

## Most 3-Point Field Goals Attempted

- 35, at Vanderbilt, Feb. 28, 2009
- 34, vs. Miami (Fla.), Nov. 22, 2009
- 33, vs. Auburn, Jan. 29, 2011
- 32, at Tennessee, Feb. 16, 2011
- 32, at Georgia, Feb. 13, 2010
- 32, vs. LSU, Jan. 13, 2010

## Highest 3-Point Field Goal Percentage (min. 10 attempts)

- 66.7% (8-12), at College of Charleston, Nov. 28, 2008
- 57.1% (8-14), at Baylor, Jan. 2, 2009
- 56.3% (9-16), vs. Elon, Nov. 12, 2010
- 56.3% (9-16), at Georgia, March 7, 2009
- 52.9% (9-17), vs. Georgia, Jan. 30, 2010

## Most Free Throws Made

- 32, vs. Vanderbilt, Jan. 28, 2009
- 28, vs. Georgia Southern, Nov. 16, 2009
- 28, vs. The Citadel, Dec. 20, 2008
- 23, vs. Alabama A&M, Nov. 13, 2009
- 23, vs. Furman, Dec. 5, 2008

## Most Free Throws Attempted

- 49, vs. Vanderbilt, Jan. 28, 2009
- 44, vs. Georgia Southern, Nov. 16, 2009
- 34, vs. Furman, Dec. 5, 2008
- 33, vs. The Citadel, Dec. 20, 2008
- 32, vs. Alabama A&M, Nov. 13, 2009

## Highest Free Throw Percentage (min. 10 attempts)

- 92.3% (12-13), vs. Tennessee, March 3, 2011
- 90.9% (20-22), vs. Ole Miss, Feb. 22, 2011
- 84.8% (28-33), vs. The Citadel, Dec. 20, 2008
- 82.4% (14-17), at LSU, Feb. 2, 2011
- 80.0% (12-15), vs. Richmond, Dec. 16, 2009

## Most Offensive Rebounds

- 23, vs. Winthrop, Nov. 16, 2008
- 22, vs. Baylor, Jan. 2, 2010
- 21, vs. USC Upstate, Nov. 23, 2010
- 21, vs. Radford, Nov. 19, 2010
- 21, at Michigan State, Nov. 16, 2010
- 21, vs. Richmond, Dec. 16, 2009

## Most Defensive Rebounds

- 36, at WKU, Nov. 27, 2010
- 34, vs. USC Upstate, Nov. 23, 2010
- 33, vs. Gardner-Webb, Nov. 25, 2008
- 31, vs. Georgia Southern, Nov. 16, 2009
- 31, at Georgia, March 7, 2009

## Most Total Rebounds

- 55, vs. USC Upstate, Nov. 23, 2010
- 53, at WKU, Nov. 27, 2010
- 52, vs. Gardner-Webb, Nov. 25, 2008
- 51, vs. Radford, Nov. 19, 2010
- 48, vs. Vanderbilt, Jan. 8, 2011
- 48, vs. Winthrop, Nov. 16, 2008

## Most Personal Fouls

- 30, at Arkansas, Feb. 17, 2010
- 30, at Florida, Feb. 3, 2009
- 27, vs. Davidson, March 17, 2009
- 26, vs. Auburn, Jan. 29, 2011
- 26, at Vanderbilt, Feb. 28, 2009
- 26, at LSU, Jan. 14, 2009

## Most Points

- 97, vs. Jacksonville, Nov. 27, 2009
- 94, vs. Elon, Nov. 12, 2010
- 93, at Florida, Feb. 3, 2009
- 91, vs. SC State, Jan. 4, 2011
- 90, vs. Georgia Southern, Nov. 16, 2009
- 90, vs. NC Central, Dec. 16, 2008

## Fewest Points

- 47, at Alabama, Jan. 12, 2011
- 48, at Georgia, Feb. 26, 2011
- 53, at Elon, Nov. 15, 2011
- 53, at Tennessee, Feb. 6, 2010
- 55, vs. Tennessee, Feb. 20, 2010
- 55, vs. Ole Miss, March 10, 2011

## Most Assists

- 23, vs. Elon, Nov. 12, 2010
- 20, vs. NC Central, Dec. 16, 2008
- 18, vs. Georgia Southern, Nov. 16, 2009
- 17, vs. SC State, Jan. 4, 2011
- 17, vs. Georgia, Feb. 7, 2009
- 17, vs. Jacksonville State, Nov. 14, 2008

## Fewest Turnovers

- 5, vs. Mississippi State, March 13, 2009
- 6, vs. Florida, Feb. 10, 2010
- 6, vs. Baylor, Jan. 2, 2010
- 6, vs. Wofford, Jan. 5, 2009
- 7, vs. Tennessee State, Nov. 20, 2011
- 7, at Elon, Nov. 15, 2011
- 7, vs. Florida, Feb. 23, 2010
- 7, at Georgia, Feb. 13, 2010
- 7, vs. Boston College, Jan. 1, 2010

## Most Blocks

- 16, vs. Kentucky, Feb. 25, 2009
- 15, vs. SC State, Jan. 4, 2011
- 12, vs. Vanderbilt, Jan. 8, 2011
- 12, vs. Georgia Southern, Nov. 16, 2009
- 11, vs. Auburn, Jan. 29, 2011
- 11, vs. Richmond, Dec. 16, 2009

## Most Steals

- 18, at Princeton, Dec. 2, 2008
- 16, vs. Furman, Dec. 21, 2009
- 15, vs. Vanderbilt, Jan. 16, 2008
- 15, vs. NC Central, Dec. 16, 2008
- 14, vs. Baylor, Jan. 2, 2010
- 14, at Clemson, Dec. 6, 2009
- 14, vs. USC Upstate, Nov. 22, 2008

## Most Points At Halftime

- 52, vs. Alabama, A&M, Nov. 13, 2009
- 49, vs. Radford, Nov. 19, 2010
- 49, vs. Jacksonville, Nov. 27, 2009
- 47, vs. Longwood, Jan. 5, 2010
- 47, vs. USC Upstate, Nov. 22, 2008
- 47, vs. Jacksonville State, Nov. 14, 2008

## Most Points By Opponent

- 98, Clemson, Dec. 30, 2008
- 97, Florida, Feb. 3, 2009
- 96, Vanderbilt, Feb. 28, 2009
- 93, Jacksonville, Nov. 27, 2009
- 92, Arkansas, Feb. 17, 2010

## Fewest Points By Opponent

- 41, USC Upstate, Nov. 23, 2010
- 43, NC Central, Dec. 16, 2008
- 48, Furman, Dec. 5, 2008
- 49, Jacksonville State, Dec. 29, 2010
- 50, Western Carolina, Nov. 11, 2011
- 50, Alabama A&M, Nov. 13, 2009

## Most Field Goals Made By Opponent

- 36, Clemson, Dec. 30, 2008
- 35, Tennessee, March 5, 2009
- 33, Boston College, Jan. 1, 2011
- 33, Vanderbilt, Jan. 16, 2010
- 32, WKU, Nov. 27, 2010
- 32, Kentucky, Feb. 25, 2010

## Fewest Field Goals Made By Opponent

- 15, USC Upstate, Nov. 23, 2010
- 16, at Elon, Nov. 15, 2011
- 16, Furman, Dec. 5, 2008
- 17, Western Carolina, Nov. 11, 2011
- 17, Wofford, Dec. 11, 2010
- 17, NC Central, Dec. 16, 2008
- 18, LSU, Feb. 2, 2011
- 18, Furman, Dec. 21, 2009
- 18, Georgia, March 7, 2009

## Most Rebounds By Opponent

- 57, Miami (Fla.), Nov. 22, 2009
- 52, WKU, Nov. 27, 2010
- 52, Baylor, Jan. 2, 2010
- 50, Mississippi State, March 13, 2009
- 49, Alabama, March 3, 2010
- 49, Georgia, March 7, 2009

## Fewest Rebounds By Opponent

- 27, Tennessee, March 3, 2011
- 28, Tennessee State, Nov. 20, 2011
- 28, Vanderbilt, March 6, 2010
- 28, Presbyterian, Dec. 23, 2008
- 28, Furman, Dec. 5, 2008
- 29, Western Carolina, Nov. 11, 2011
- 29, Wofford, Dec. 11, 2010
- 29, Wofford, Jan. 5, 2009









## #15 - MALIK COOKE

**R-SENIOR - FORWARD**

**6'5 - 215 - 3 LETTERS**

**CHARLOTTE, N.C. - CHRIST SCHOOL/NEVADA**

### COOKE'S CAREER HIGHS

**POINTS**

22, vs. Tennessee (Feb. 16, 2011)

**FIELD GOALS**

8, at Fresno State (2/26/09)

**FIELD GOAL ATTEMPTS**

15, at Michigan State (Nov. 16, 2010)

**3-POINT FIELD GOALS**

3, twice, last vs. Tennessee (Feb. 16, 2011)

**3-POINT FIELD GOAL ATTEMPTS**

7, at Michigan State (Nov. 16, 2010)

**FREE THROWS**

10, vs. Miss. Valley State (Nov. 22, 2011)

**FREE THROW ATTEMPTS**

12, vs. Miss. Valley State (Nov. 22, 2011)

**REBOUNDS**

13, vs. Vanderbilt (Jan. 8, 2011)

**ASSISTS**

5, twice, last vs. Sonoma State (12/9/08)

**BLOCKS**

3, vs. Tenn. State (Nov. 20, 2011)

**STEALS**

6, twice, last vs. Utah State (3/14/09)

**MINUTES PLAYED**

36, twice, last vs. Tenn. State (Nov. 20, 2011)

### COOKE'S SEASON HIGHS

**POINTS**

18, vs. Miss. Valley State (Nov. 22, 2011)

**FIELD GOALS**

4, twice, last vs. Miss. Valley State (Nov. 22, 2011)

**FIELD GOAL ATTEMPTS**

12, vs. Tenn. State (Nov. 20, 2011)

**3-POINT FIELD GOALS**

1, twice, last vs. Tenn. State (Nov. 20, 2011)

**3-POINT FIELD GOAL ATTEMPTS**

6, vs. Tenn. State (Nov. 20, 2011)

**FREE THROWS**

10, vs. Miss. Valley State (Nov. 22, 2011)

**FREE THROW ATTEMPTS**

12, vs. Miss. Valley State (Nov. 22, 2011)

**REBOUNDS**

7, vs. Western Carolina (Nov. 11, 2011)

**ASSISTS**

3, vs. Miss. Valley State (Nov. 22, 2011)

**BLOCKS**

3, vs. Tenn. State (Nov. 20, 2011)

**STEALS**

3, vs. Miss. Valley State (Nov. 22, 2011)

**MINUTES PLAYED**

36, vs. Tenn. State (Nov. 20, 2011)

### 2011-12

Opponent	Date	GS	Min	FG-FGA	Pct	3FG-FGA	Pct	FT-FTA	Pct	Off	Def	Tot	Avg	PF	FO	A	TO	Blk	Stl	Pts	Avg
Western Carolina	Nov. 11	*	23	3-8	.375	0-0	.000	4-6	.667	5	2	7	7.0	0	0	1	3	0	0	10	10.0
at Elon	Nov. 15	*	26	3-10	.333	1-3	.333	2-2	.750	2	3	5	6.0	5	0	1	0	0	0	9	9.5
Tenn State	Nov. 20	*	36	4-12	.333	1-6	.222	1-2	.700	1	5	6	6.0	4	0	2	4	3	2	10	9.7
Miss Valley State	Nov. 22	*	32	4-8	.368	0-3	.167	10-12	.773	1	3	4	5.5	1	0	3	1	2	3	18	11.8
UNC	Nov. 25																				
So. Cal/UNLV	Nov. 26																				
Providence	Dec. 1																				
at Clemson	Dec. 4																				
Presbyterian	Dec. 13																				
Ohio State	Dec. 17																				
SE Louisiana	Dec. 21																				
Wofford	Dec. 28																				
USC Upstate	Dec. 31																				
SC State	Jan. 3																				
at Kentucky	Jan. 7																				
Vanderbilt	Jan. 10																				
Florida	Jan. 14																				
at Auburn	Jan. 21																				
Alabama	Jan. 25																				
at Ole Miss	Jan. 28																				
at Florida	Feb. 2																				
Kentucky	Feb. 4																				
at Tennessee	Feb. 8																				
at Arkansas	Feb. 11																				
Georgia	Feb. 15																				
LSU	Feb. 18																				
at Vanderbilt	Feb. 22																				
Tennessee	Feb. 25																				
Mississippi State	Feb. 29																				
at Georgia	March 3																				

### SEASON NOTES

Played a team-high 23 minutes in season opener vs. Western Carolina (Nov. 11), scoring 10 points ... Matched teammate Anthony Gill for a team high nine points in loss at Elon (Nov. 15) ... Posted 10 points, six rebounds, two assists, a career high three blocks and two steals vs. Tennessee State (Nov. 20) ... Also matched career high with 36 minutes vs. the Tigers ... Posted a season high 18 points in win against Mississippi Valley State (Nov. 22) ... Also had career highs with 10 free throws made and 12 attempted against the Delta Devils ...

### CAREER STATISTICS

Season	GP-GS	Min	Avg	FG	FGA	Pct	3FG	3FGA	Pct	FT	FTA	Pct	Off	Def	Tot	Avg	PF	FO	Ast	TO	Blk	Stl	Pts	Avg
2007-08*	33-1	377	11.4	26	54	.481	2	12	.167	25	38	.658	32	64	96	2.9	39	0	17	24	13	12	79	2.4
2008-09*	34-34	934	27.5	116	218	.532	13	29	.448	83	114	.728	95	117	212	6.2	82	1	29	46	20	62	328	9.6
2010-11	30-17	773	25.8	99	221	.448	14	47	.298	71	89	.798	87	104	191	6.4	86	4	21	48	16	44	283	9.4
2011-12	4-4	117	29.3	14	38	.368	2	12	.167	17	22	.773	9	13	22	5.5	10	1	7	8	5	5	47	11.8
<b>Total</b>	<b>101-56</b>	<b>2201</b>	<b>21.8</b>	<b>255</b>	<b>531</b>	<b>.480</b>	<b>31</b>	<b>100</b>	<b>.310</b>	<b>196</b>	<b>263</b>	<b>.745</b>	<b>223</b>	<b>298</b>	<b>521</b>	<b>5.2</b>	<b>217</b>	<b>6</b>	<b>74</b>	<b>126</b>	<b>54</b>	<b>123</b>	<b>737</b>	<b>7.3</b>

\* at Nevada

### CAREER SEC STATISTICS

Season	GP-GS	Min	Avg	FG	FGA	Pct	3FG	3FGA	Pct	FT	FTA	Pct	Off	Def	Tot	Avg	PF	FO	Ast	TO	Blk	Stl	Pts	Avg
2011	16-0	260	16.3	15	49	.306	6	24	.250	13	17	.765	6	7	13	0.8	18	0	23	15	0	4	49	3.1



## #30 - LAKEEM JACKSON

**JUNIOR - FORWARD**

**6'5 - 238 - 2 LETTERS**

**CHARLOTTE, N.C. - CHRIST SCHOOL**

### JACKSON'S CAREER HIGHS

**POINTS**

19 vs. Baylor (1/2/10)

**FIELD GOALS**

9 vs. Baylor (1/2/10)

**FIELD GOAL ATTEMPTS**

17 vs. Baylor (1/2/10)

**3-POINT FIELD GOALS**

1, three times, last vs. Vanderbilt (Jan. 8, 2011)

**3-POINT FIELD GOAL ATTEMPTS**

4 Alabama A&M (11/13/09)

**FREE THROWS**

5 vs. Furman (12/21/09)

**FREE THROW ATTEMPTS**

9, twice, last vs. Baylor (1/2/10)

**REBOUNDS**

14 vs. Alabama (3/11/10)

**ASSISTS**

7, at Vanderbilt (Feb. 5, 2011)

**BLOCKS**

3 vs. Baylor (1/2/10)

**STEALS**

6 vs. Baylor (1/2/10)

**MINUTES PLAYED**

44, vs. WKU (Nov. 27, 2010)

### JACKSON'S SEASON HIGHS

**POINTS**

12, vs. Tenn. State (Nov. 20, 2011)

**FIELD GOALS**

5, vs. Tenn. State (Nov. 20, 2011)

**FIELD GOAL ATTEMPTS**

6, vs. Tenn. State (Nov. 20, 2011)

**3-POINT FIELD GOALS**

-

**3-POINT FIELD GOAL ATTEMPTS**

-

**FREE THROWS**

2, vs. Tenn. State (Nov. 20, 2011)

**FREE THROW ATTEMPTS**

4, vs. Tenn. State (Nov. 20, 2011)

**REBOUNDS**

10, vs. Western Carolina (Nov. 11, 2011)

**ASSISTS**

5, vs. Western Carolina (Nov. 11, 2011)

**BLOCKS**

-

**STEALS**

3, vs. Western Carolina (Nov. 11, 2011)

**MINUTES PLAYED**

26, twice, last vs. Tenn. State (Nov. 20, 2011)

### 2011-12

Opponent	Date	GS	Min	FG-FGA	Pct	3FG-FGA	Pct	FT-FTA	Pct	Off	Def	Tot	Avg	PF	FO	A	TO	Blk	Stl	Pts	Avg
Western Carolina	Nov. 11	*	21	2-4	.500	0-0	.000	1-1	1.000	2	8	10	10.0	2	0	5	0	0	3	5	5.0
at Elon	Nov. 15	*	26	2-4	.500	0-0	.000	1-2	.667	3	1	4	7.0	5	1	1	2	0	2	5	5.0
Tenn State	Nov. 20	*	26	5-6	.643	0-0	.000	2-4	.571	0	2	2	5.3	1	0	3	4	0	0	12	7.3
Miss Valley State	Nov. 22		19	0-2	.563	0-0	.000	1-3	.500	2	1	3	4.8	1	0	0	1	0	0	1	5.8
UNC	Nov. 25																				
So. Cal/UNLV	Nov. 26																				
Providence	Dec. 1																				
at Clemson	Dec. 4																				
Presbyterian	Dec. 13																				
Ohio State	Dec. 17																				
SE Louisiana	Dec. 21																				
Wofford	Dec. 28																				
USC Upstate	Dec. 31																				
SC State	Jan. 3																				
at Kentucky	Jan. 7																				
Vanderbilt	Jan. 10																				
Florida	Jan. 14																				
at Auburn	Jan. 21																				
Alabama	Jan. 25																				
at Ole Miss	Jan. 28																				
at Florida	Feb. 2																				
Kentucky	Feb. 4																				
at Tennessee	Feb. 8																				
at Arkansas	Feb. 11																				
Georgia	Feb. 15																				
LSU	Feb. 18																				
at Vanderbilt	Feb. 22																				
Tennessee	Feb. 25																				
Mississippi State	Feb. 29																				
at Georgia	March 3																				

### SEASON NOTES

Dished five assists, committing zero turnovers, while grabbing a game-best 10 rebounds in season opener win over Western Carolina (Nov. 11) ... Posted five points and collected two steals vs. Elon (Nov. 15) ... Tallied first double-figure scoring game of the season with 12 points on 5-of-6 shooting from the floor and two free throws vs. Tennessee State (Nov. 20)


### CAREER STATISTICS

Season	GP-GS	Min	Avg	FG	FGA	Pct	3FG	3FGA	Pct	FT	FTA	Pct	Off	Def	Tot	Avg	PF	FO	Ast	TO	Blk	Stl	Pts	Avg
2009-10	31-30	827	26.7	104	206	.505	0	8	.000	16	59	.271	63	91	154	5.0	66	0	59	35	19	47	224	7.2
2010-11	26-25	731	28.1	87	182	.478	3	10	.300	26	62	.419	71	75	146	5.6	40	0	66	46	5	24	203	7.8
2011-12	4-3	92	23.0	9	16	.563	0	0	.000	5	10	.500	7	12	19	4.8	9	1	9	7	0	5	23	4.8
<b>Totals</b>	<b>61-58</b>	<b>1650</b>	<b>27.0</b>	<b>200</b>	<b>404</b>	<b>.495</b>	<b>3</b>	<b>18</b>	<b>.166</b>	<b>47</b>	<b>131</b>	<b>.359</b>	<b>141</b>	<b>178</b>	<b>319</b>	<b>5.2</b>	<b>115</b>	<b>1</b>	<b>134</b>	<b>88</b>	<b>24</b>	<b>76</b>	<b>450</b>	<b>7.4</b>

### CAREER SEC STATISTICS

Season	GP-GS	Min	Avg	FG	FGA	Pct	3FG	3FGA	Pct	FT	FTA	Pct	Off	Def	Tot	Avg	PF	FO	Ast	TO	Blk	Stl	Pts	Avg
2010	16-15	454	28.4	54	101	.535	0	0	.000	3	22	.136	33	48	81	5.1	41	0	32	19	5	21	111	6.9
2011	12-11	335	27.9	33	74	.446	1	3	.333	6	2	.273	30	28	58	4.8	17	0	25	22	1	4	73	6.1
<b>Totals</b>	<b>28-26</b>	<b>789</b>	<b>28.2</b>	<b>87</b>	<b>175</b>	<b>.497</b>	<b>1</b>	<b>3</b>	<b>.333</b>	<b>9</b>	<b>24</b>	<b>.375</b>	<b>63</b>	<b>76</b>	<b>139</b>	<b>5.0</b>	<b>58</b>	<b>0</b>	<b>57</b>	<b>41</b>	<b>6</b>	<b>25</b>	<b>184</b>	<b>6.6</b>





## #23 - BRUCE ELLINGTON

SOPHOMORE - GUARD

5'9 - 197 - 1 LETTER

MONCKS CORNER, S.C. - BERKELEY

### ELLINGTON'S CAREER HIGHS

**POINTS**

31, at Furman (Dec. 22, 2010)

**FIELD GOALS**

11, at Furman (Dec. 22, 2010)

**FIELD GOAL ATTEMPTS**

23, at Furman (Dec. 22, 2010)

**3-POINT FIELD GOALS**

6, twice, last vs. Vanderbilt (Jan. 8, 2011)

**3-POINT FIELD GOAL ATTEMPTS**

13, twice, last vs. Tennessee (Feb. 16, 2011)

**FREE THROWS**

7, vs. Arkansas (Jan. 19, 2011)

**FREE THROW ATTEMPTS**

11, vs. Arkansas (Jan. 19, 2011)

**REBOUNDS**

8, vs. WKU (Nov. 27, 2010)

**ASSISTS**

8, vs. WKU (Nov. 27, 2010)

**BLOCKS**

-

**STEALS**

4, at Michigan State (Nov. 16, 2010)

**MINUTES PLAYED**

46, vs. WKU (Nov. 27, 2010)

### ELLINGTON'S SEASON HIGHS

**POINTS**

X

**FIELD GOALS**

X

**FIELD GOAL ATTEMPTS**

X

**3-POINT FIELD GOALS**

X

**3-POINT FIELD GOAL ATTEMPTS**

X

**FREE THROWS**

X

**FREE THROW ATTEMPTS**

X

**REBOUNDS**

X

**ASSISTS**

X

**BLOCKS**

X

**STEALS**

X

**MINUTES PLAYED**

X

### 2011-12

Opponent	Date	GS	Min	FG-FGA	Pct	3FG-FGA	Pct	FT-FTA	Pct	Off	Def	Tot	Avg	PF	FO	A	TO	Blk	Stl	Pts	Avg	
Western Carolina	Nov. 11																					
at Elon	Nov. 15																					
Tenn State	Nov. 20																					
Miss Valley State	Nov. 22																					
UNC	Nov. 25																					
So. Cal/UNLV	Nov. 26																					
Providence	Dec. 1																					
at Clemson	Dec. 4																					
Presbyterian	Dec. 13																					
Ohio State	Dec. 17																					
SE Louisiana	Dec. 21																					
Wofford	Dec. 28																					
USC Upstate	Dec. 31																					
SC State	Jan. 3																					
at Kentucky	Jan. 7																					
Vanderbilt	Jan. 10																					
Florida	Jan. 14																					
at Auburn	Jan. 21																					
Alabama	Jan. 25																					
at Ole Miss	Jan. 28																					
at Florida	Feb. 2																					
Kentucky	Feb. 4																					
at Tennessee	Feb. 8																					
at Arkansas	Feb. 11																					
Georgia	Feb. 15																					
LSU	Feb. 18																					
at Vanderbilt	Feb. 22																					
Tennessee	Feb. 25																					
Mississippi State	Feb. 29																					
at Georgia	March 3																					

### SEASON NOTES

Will return to the basketball squad at the conclusion of the football season

### CAREER STATISTICS

Season	GP-GS	Min	Avg	FG	FGA	Pct	3FG	3FGA	Pct	FT	FTA	Pct	Off	Def	Tot	Avg	PF	FO	Ast	TO	Blk	Stl	Pts	Avg
2010-11	30-30	928	30.9	138	423	.326	61	198	.308	47	74	.635	25	75	100	3.3	75	0	97	87	0	31	384	12.8
2011-12																								
<b>Totals</b>																								

### CAREER SEC STATISTICS

Season	GP-GS	Min	Avg	FG	FGA	Pct	3FG	3FGA	Pct	FT	FTA	Pct	Off	Def	Tot	Avg	PF	FO	Ast	TO	Blk	Stl	Pts	Avg
2011	16-16	500	31.3	69	237	.291	31	122	.254	23	35	.657	18	32	50	31	41	0	42	43	0	14	192	12.0



## #24 - DAMONTRE HARRIS

**SOPHOMORE - FORWARD**

**6'9 - 226 - 1 LETTER**

**FAYETTEVILLE, N.C. - TRINITY CHRISTIAN**

### HARRIS' CAREER HIGHS

**POINTS**

11, vs. Ole Miss (Feb. 22, 2011)

**FIELD GOALS**

5, vs. Ole Miss (Feb. 22, 2011)

**FIELD GOAL ATTEMPTS**

7, twice, last vs. Ole Miss (Feb. 22, 2011)

**3-POINT FIELD GOALS**

-

**3-POINT FIELD GOAL ATTEMPTS**

1, twice, last vs. Tennessee (March 3, 2011)

**FREE THROWS**

4, vs. Elon (Nov. 15, 2011)

**FREE THROW ATTEMPTS**

7, vs. Elon (Nov. 15, 2011)

**REBOUNDS**

10, twice, last vs. vs. Elon (Nov. 15, 2011)

**ASSISTS**

3, vs. Ole Miss (March 10, 2011)

**BLOCKS**

5, vs. SC State (Jan. 4, 2011)

**STEALS**

2, three times, last vs. Elon (Nov. 15, 2011)

**MINUTES PLAYED**

32, at Mississippi State (March 5, 2011)

### HARRIS' SEASON HIGHS

**POINTS**

8, vs. Elon (Nov. 15, 2011)

**FIELD GOALS**

2, twice, last vs. Tenn. State (Nov. 20, 2011)

**FIELD GOAL ATTEMPTS**

6, vs. Elon (Nov. 15, 2011)

**3-POINT FIELD GOALS**

-

**3-POINT FIELD GOAL ATTEMPTS**

-

**FREE THROWS**

4, vs. Elon (Nov. 15, 2011)

**FREE THROW ATTEMPTS**

7, vs. Elon (Nov. 15, 2011)

**REBOUNDS**

10, vs. Elon (Nov. 15, 2011)

**ASSISTS**

-

**BLOCKS**

2, twice, last vs. Tenn. State (Nov. 20, 2011)

**STEALS**

2, vs. Elon (Nov. 15, 2011)

**MINUTES PLAYED**

26, vs. Elon (Nov. 15, 2011)

### 2011-12

Opponent	Date	GS	Min	FG-FGA	Pct	3FG-FGA	Pct	FT-FTA	Pct	Off	Def	Tot	Avg	PF	FO	A	TO	Blk	Stl	Pts	Avg
Western Carolina	Nov. 11	*	19	1-4	.250	0-0	.000	1-2	.500	1	0	1	1.0	4	0	0	1	2	0	3	3.0
at Elon	Nov. 15	*	26	2-4	.300	0-0	.000	4-7	.566	6	4	10	5.5	1	0	0	1	1	2	8	5.5
Tenn State	Nov. 20	*	16	2-2	.417	0-0	.000	1-1	.600	0	7	7	6.0	2	0	0	0	2	0	5	5.3
Miss Valley State	Nov. 22	*	19	1-3	.400	0-0	.000	2-2	.667	2	1	3	5.3	2	0	0	1	1	0	4	5.0
UNC	Nov. 25																				
So. Cal/UNLV	Nov. 26																				
Providence	Dec. 1																				
at Clemson	Dec. 4																				
Presbyterian	Dec. 13																				
Ohio State	Dec. 17																				
SE Louisiana	Dec. 21																				
Wofford	Dec. 28																				
USC Upstate	Dec. 31																				
SC State	Jan. 3																				
at Kentucky	Jan. 7																				
Vanderbilt	Jan. 10																				
Florida	Jan. 14																				
at Auburn	Jan. 21																				
Alabama	Jan. 25																				
at Ole Miss	Jan. 28																				
at Florida	Feb. 2																				
Kentucky	Feb. 4																				
at Tennessee	Feb. 8																				
at Arkansas	Feb. 11																				
Georgia	Feb. 15																				
LSU	Feb. 18																				
at Vanderbilt	Feb. 22																				
Tennessee	Feb. 25																				
Mississippi State	Feb. 29																				
at Georgia	March 3																				

### SEASON NOTES

Blocked two shots in season opener vs. Western Carolina (Nov. 11), but collected just one rebound and tallied three points ... Just two points away from first-career double-double with eight points and 10 rebounds vs. Elon (Nov. 15) ... Collected seven rebounds in just 16 minutes vs. Tennessee State (Nov. 20) ... Went 2-for-2 from the line against Mississippi Valley State (Nov. 22) and collected three rebounds with one block

### CAREER STATISTICS

Season	GP-GS	Min	Avg	FG	FGA	Pct	3FG	3FGA	Pct	FT	FTA	Pct	Off	Def	Tot	Avg	PF	FO	Ast	TO	Blk	Stl	Pts	Avg
2010-11	29-19	491	16.9	47	82	.573	0	2	.000	13	22	.591	48	56	104	3.6	61	1	13	21	26	14	107	3.7
2011-12	4-4	80	20.0	6	15	.400	0	0	.000	8	12	.667	9	12	21	5.3	9	0	0	3	6	2	20	5.0
<b>Totals</b>	<b>33-23</b>	<b>571</b>	<b>17.3</b>	<b>53</b>	<b>97</b>	<b>.546</b>	<b>0</b>	<b>2</b>	<b>.000</b>	<b>21</b>	<b>34</b>	<b>.618</b>	<b>57</b>	<b>68</b>	<b>125</b>	<b>3.8</b>	<b>70</b>	<b>1</b>	<b>13</b>	<b>24</b>	<b>32</b>	<b>16</b>	<b>127</b>	<b>3.8</b>

### CAREER SEC STATISTICS

Season	GP-GS	Min	Avg	FG	FGA	Pct	3FG	3FGA	Pct	FT	FTA	Pct	Off	Def	Tot	Avg	PF	FO	Ast	TO	Blk	Stl	Pts	Avg
2011	16-15	293	18.3	28	49	.571	0	2	.000	7	10	.700	28	27	55	3.4	40	1	6	9	12	9	63	3.9



## #2 - BRIAN RICHARDSON

**SOPHOMORE - GUARD**

**6'4 - 171 - 1 LETTER**

**WILSON, N.C. - GREENFIELD SCHOOL**

### RICHARDSON'S CAREER HIGHS

**POINTS**

17, vs. SC State (Jan. 4, 2011)

**FIELD GOALS**

6, vs. SC State (Jan. 4, 2011)

**FIELD GOAL ATTEMPTS**

9, nine times, last vs. Elon (Nov. 15, 2011)

**3-POINT FIELD GOALS**

5, vs. SC State (Jan. 4, 2011)

**3-POINT FIELD GOAL ATTEMPTS**

9, twice, last vs. Boston College (Jan. 1, 2011)

**FREE THROWS**

7, vs. Delaware State (12/1/10)

**FREE THROW ATTEMPTS**

8, vs. Delaware State (12/1/10)

**REBOUNDS**

5, vs. USC Upstate (Nov. 23, 2010)

**ASSISTS**

3, twice, last vs. Delaware State (12/1/10)

**BLOCKS**

1, 7 times, last vs. West. Carolina (Nov. 11, 2011)

**STEALS**

2, four times, last vs. Florida (Feb. 9, 2011)

**MINUTES PLAYED**

33, at Furman (Dec. 22, 2010)

### RICHARDSON'S SEASON HIGHS

**POINTS**

5, vs. Western Carolina (Nov. 11, 2011)

**FIELD GOALS**

2, twice, last vs. Elon (Nov. 15, 2011)

**FIELD GOAL ATTEMPTS**

9, vs. Elon (Nov. 15, 2011)

**3-POINT FIELD GOALS**

1, vs. Western Carolina (Nov. 11, 2011)

**3-POINT FIELD GOAL ATTEMPTS**

6, vs. Elon (Nov. 15, 2011)

**FREE THROWS**

-

**FREE THROW ATTEMPTS**

-

**REBOUNDS**

2, vs. Miss. Valley State (Nov. 22, 2011)

**ASSISTS**

2, vs. Tenn. State (Nov. 20, 2011)

**BLOCKS**

1, vs. Western Carolina (Nov. 11, 2011)

**STEALS**

1, last vs. Elon (Nov. 15, 2011)

**MINUTES PLAYED**

21, vs. Elon (Nov. 15, 2011)

### 2011-12

Opponent	Date	GS	Min	FG-FGA	Pct	3FG-FGA	Pct	FT-FTA	Pct	Off	Def	Tot	Avg	PF	FO	A	TO	Blk	Stl	Pts	Avg
Western Carolina	Nov. 11	19	2-4	.500	1-3	.333	0-0	.000	1	0	1	1.0	1	0	1	0	1	1	5	5.0	
at Elon	Nov. 15	21	2-9	.308	0-6	.111	0-0	.000	0	0	0	0.5	0	0	0	0	0	1	4	4.5	
Tenn State	Nov. 20	16	0-8	.190	0-5	.071	0-0	.000	1	0	1	0.7	3	0	2	0	0	0	0	3.0	
Miss Valley State	Nov. 22	11	1-5	.192	0-3	.059	0-0	.000	0	2	2	1.0	1	0	1	1	0	0	2	2.8	
UNC	Nov. 25																				
So. Cal/UNLV	Nov. 26																				
Providence	Dec. 1																				
at Clemson	Dec. 4																				
Presbyterian	Dec. 13																				
Ohio State	Dec. 17																				
SE Louisiana	Dec. 21																				
Wofford	Dec. 28																				
USC Upstate	Dec. 31																				
SC State	Jan. 3																				
at Kentucky	Jan. 7																				
Vanderbilt	Jan. 10																				
Florida	Jan. 14																				
at Auburn	Jan. 21																				
Alabama	Jan. 25																				
at Ole Miss	Jan. 28																				
at Florida	Feb. 2																				
Kentucky	Feb. 4																				
at Tennessee	Feb. 8																				
at Arkansas	Feb. 11																				
Georgia	Feb. 15																				
LSU	Feb. 18																				
at Vanderbilt	Feb. 22																				
Tennessee	Feb. 25																				
Mississippi State	Feb. 29																				
at Georgia	March 3																				

### SEASON NOTES

Was solid in season opener win over Western Carolina (Nov. 11), posting five points, dishing one assist, one block and one steal ... Struggled from the floor vs. Elon (Nov. 15), hitting 2-of-9 attempts overall ... Dished two assists vs. Tennessee State (Nov. 20) ... Grabbed two rebounds and scored two points in 11 minutes against Mississippi Valley State (Nov. 22)

### CAREER STATISTICS

Season	GP-GS	Min	Avg	FG	FGA	Pct	3FG	3FGA	Pct	FT	FTA	Pct	Off	Def	Tot	Avg	PF	FO	Ast	TO	Blk	Stl	Pts	Avg
2010-11	30-24	582	19.4	53	158	.335	41	122	.336	30	44	.682	5	43	48	1.6	57	1	16	29	6	20	177	5.9
2011-12	4-0	67	16.8	5	26	.192	1	17	.059	0	0	.000	2	2	4	1.0	5	0	4	1	1	2	11	2.8
<b>Totals</b>	<b>34-24</b>	<b>649</b>	<b>19.1</b>	<b>58</b>	<b>184</b>	<b>.315</b>	<b>42</b>	<b>139</b>	<b>.302</b>	<b>30</b>	<b>44</b>	<b>.682</b>	<b>7</b>	<b>45</b>	<b>52</b>	<b>1.5</b>	<b>62</b>	<b>1</b>	<b>20</b>	<b>30</b>	<b>7</b>	<b>22</b>	<b>188</b>	<b>5.5</b>

### CAREER SEC STATISTICS

Season	GP-GS	Min	Avg	FG	FGA	Pct	3FG	3FGA	Pct	FT	FTA	Pct	Off	Def	Tot	Avg	PF	FO	Ast	TO	Blk	Stl	Pts	Avg
2011	16-11	258	16.1	19	68	.276	16	50	.320	10	18	.556	4	18	22	1.4	31	1	3	15	3	11	64	4.0



## #33 - RJ SLAWSON

**SOPHOMORE - FORWARD**

**6'8 - 207 - 1 LETTER**

**CHARLESTON, S.C. - FORT DORCHESTER**

### SLAWSON'S CAREER HIGHS

**POINTS**

10, twice, last vs. Tenn. State (Nov. 20, 2011)

**FIELD GOALS**

4, vs. Elon (Nov. 12, 2010)

**FIELD GOAL ATTEMPTS**

7, twice, last vs. Tenn. State (Nov. 20, 2011)

**3-POINT FIELD GOALS**

2, vs. Elon (Nov. 12, 2010)

**3-POINT FIELD GOAL ATTEMPTS**

3, vs. Elon (Nov. 12, 2010)

**FREE THROWS**

4, twice, last vs. Tenn. State (Nov. 20, 2011)

**FREE THROW ATTEMPTS**

6, vs. Tenn. State (Nov. 20, 2011)

**REBOUNDS**

8, vs. Tennessee (Feb. 16, 2011)

**ASSISTS**

2, twice, last vs. Miss. Valley State (Nov. 22, 2011)

**BLOCKS**

1, 7, vs. Miss. Valley State (Nov. 22, 2011)

**STEALS**

1, 11 times, last vs. Miss. Valley State (Nov. 22, 2011)

**MINUTES PLAYED**

28, vs. Tenn. State (Nov. 20, 2011)

### SLAWSON'S SEASON HIGHS

**POINTS**

10, vs. Tenn. State (Nov. 20, 2011)

**FIELD GOALS**

3, twice, last vs. Tenn. State (Nov. 20, 2011)

**FIELD GOAL ATTEMPTS**

7, vs. Tenn. State (Nov. 20, 2011)

**3-POINT FIELD GOALS**

-

**3-POINT FIELD GOAL ATTEMPTS**

2, twice, last vs. Tenn. State (Nov. 20, 2011)

**FREE THROWS**

4, vs. Tenn. State (Nov. 20, 2011)

**FREE THROW ATTEMPTS**

6, vs. Tenn. State (Nov. 20, 2011)

**REBOUNDS**

6, vs. Tenn. State (Nov. 20, 2011)

**ASSISTS**

2, vs. Miss. Valley State (Nov. 22, 2011)

**BLOCKS**

1, twice, last vs. Miss. Valley State (Nov. 22, 2011)

**STEALS**

1, 4 times, last vs. Miss. Valley State (Nov. 22, 2011)

**MINUTES PLAYED**

28, vs. Tenn. State (Nov. 20, 2011)

### 2011-12

Opponent	Date	GS	Min	FG-FGA	Pct	3FG-FGA	Pct	FT-FTA	Pct	Off	Def	Tot	Avg	PF	FO	A	TO	Blk	Stl	Pts	Avg
Western Carolina	Nov. 11		21	3-4	.750	0-0	.000	1-2	.500	3	0	3	3.0	3	0	1	0	0	1	7	7.0
at Elon	Nov. 15		11	1-5	.444	0-2	.000	0-0	.500	1	2	3	3.0	2	0	0	0	0	1	2	4.5
Tenn State	Nov. 20		28	2-7	.438	0-2	.000	4-6	.625	3	3	6	4.0	3	0	0	2	1	1	10	6.3
Miss Valley State	Nov. 22		16	2-6	.409	0-0	.000	0-2	.500	1	2	3	3.8	4	0	2	0	1	1	4	5.8
UNC	Nov. 25																				
So. Cal/UNLV	Nov. 26																				
Providence	Dec. 1																				
at Clemson	Dec. 4																				
Presbyterian	Dec. 13																				
Ohio State	Dec. 17																				
SE Louisiana	Dec. 21																				
Wofford	Dec. 28																				
USC Upstate	Dec. 31																				
SC State	Jan. 3																				
at Kentucky	Jan. 7																				
Vanderbilt	Jan. 10																				
Florida	Jan. 14																				
at Auburn	Jan. 21																				
Alabama	Jan. 25																				
at Ole Miss	Jan. 28																				
at Florida	Feb. 2																				
Kentucky	Feb. 4																				
at Tennessee	Feb. 8																				
at Arkansas	Feb. 11																				
Georgia	Feb. 15																				
LSU	Feb. 18																				
at Vanderbilt	Feb. 22																				
Tennessee	Feb. 25																				
Mississippi State	Feb. 29																				
at Georgia	March 3																				

### SEASON NOTES

Was 3-of-4 from the floor with seven points in season opener vs. Western Carolina (Nov. 11) ... Tallied two points vs. Elon (Nov. 15) ... Posted or matched several career highs with 10 points, including a 4-of-6 effort from the charity stripe, while playing a career high 28 minutes vs. Tennessee State (Nov. 20) ... Tied his career highs with two assists, one block and one steal vs. Mississippi Valley State (Nov. 22)

### CAREER STATISTICS

Season	GP-GS	Min	Avg	FG	FGA	Pct	3FG	3FGA	Pct	FT	FTA	Pct	Off	Def	Tot	Avg	PF	FO	Ast	TO	Blk	Stl	Pts	Avg
2010-11	28-0	252	9.0	24	58	.414	6	19	.316	9	11	.818	22	37	59	2.1	40	1	4	14	5	7	63	2.3
2011-12	4-0	76	19.0	9	22	.409	0	4	.000	5	10	.500	8	7	15	3.8	12	0	3	2	2	4	23	5.8
<b>Totals</b>	<b>32-0</b>	<b>328</b>	<b>10.3</b>	<b>33</b>	<b>80</b>	<b>.413</b>	<b>6</b>	<b>23</b>	<b>.260</b>	<b>14</b>	<b>21</b>	<b>.667</b>	<b>30</b>	<b>44</b>	<b>74</b>	<b>2.3</b>	<b>52</b>	<b>1</b>	<b>7</b>	<b>16</b>	<b>7</b>	<b>11</b>	<b>86</b>	<b>2.7</b>

### CAREER SEC STATISTICS

Season	GP-GS	Min	Avg	FG	FGA	Pct	3FG	3FGA	Pct	FT	FTA	Pct	Off	Def	Tot	Avg	PF	FO	Ast	TO	Blk	Stl	Pts	Avg
2011	15-0	153	10.2	11	32	.344	4	11	.364	4	4	1.000	11	20	31	2.1	27	1	0	4	2	4	30	2.0





## #5 - ERIC SMITH

**SOPHOMORE - GUARD**

**5'11 - 210 - 1 LETTER**

**MULLINS, S.C. - CHRIST SCHOOL**

### SMITH'S CAREER HIGHS

**POINTS**

18, vs. Tenn. State (Nov. 20, 2011)

**FIELD GOALS**

6, vs. Tenn. State (Nov. 20, 2011)

**FIELD GOAL ATTEMPTS**

10, vs. Tenn. State (Nov. 20, 2011)

**3-POINT FIELD GOALS**

5, vs. Tenn. State (Nov. 20, 2011)

**3-POINT FIELD GOAL ATTEMPTS**

7, vs. Tenn. State (Nov. 20, 2011)

**FREE THROWS**

3, vs. Kentucky (Jan. 22, 2011)

**FREE THROW ATTEMPTS**

4, vs. Radford (Nov. 19, 2010)

**REBOUNDS**

3, 4 times, last vs. Miss. Valley State (Nov. 22, 2011)

**ASSISTS**

7, vs. Ole Miss (Feb. 22, 2011)

**BLOCKS**

-

**STEALS**

2, twice, vs. Miss. Valley State (Nov. 22, 2011)

**MINUTES PLAYED**

31, vs. Miss. Valley State (Nov. 2, 2011)

### SMITH'S SEASON HIGHS

**POINTS**

18, vs. Tenn. State (Nov. 20, 2011)

**FIELD GOALS**

6, vs. Tenn. State (Nov. 20, 2011)

**FIELD GOAL ATTEMPTS**

10, vs. Tenn. State (Nov. 20, 2011)

**3-POINT FIELD GOALS**

5, vs. Tenn. State (Nov. 20, 2011)

**3-POINT FIELD GOAL ATTEMPTS**

7, vs. Tenn. State (Nov. 20, 2011)

**FREE THROWS**

1, vs. Tenn. State (Nov. 20, 2011)

**FREE THROW ATTEMPTS**

2, vs. Western Carolina (Nov. 11, 2011)

**REBOUNDS**

3, vs. Miss. Valley State (Nov. 22, 2011)

**ASSISTS**

4, vs. Western Carolina (Nov. 11, 2011)

**BLOCKS**

-

**STEALS**

2, vs. Miss. Valley State (Nov. 22, 2011)

**MINUTES PLAYED**

31, vs. Miss. Valley State (Nov. 2, 2011)

### 2011-12

Opponent	Date	GS	Min	FG-FGA	Pct	3FG-FGA	Pct	FT-FTA	Pct	Off	Def	Tot	Avg	PF	FO	A	TO	Blk	Stl	Pts	Avg
Western Carolina	Nov. 11	19	4-6	.667	1-2	.500	0-2	.000	0	0	0	0.0	0	4	1	0	0	0	9	9.0	
at Elon	Nov. 15	14	3-5	.636	0-2	.250	0-1	.000	0	1	1	0.5	2	0	2	1	0	1	6	7.5	
Tenn State	Nov. 20	18	6-10	.619	5-7	.545	1-1	.250	0	2	2	1.0	2	0	1	4	0	0	18	11.0	
Miss Valley State	Nov. 22	31	3-6	.583	2-3	.572	0-1	.200	1	2	3	1.5	2	0	2	4	0	2	8	10.3	
UNC	Nov. 25																				
So. Cal/UNLV	Nov. 26																				
Providence	Dec. 1																				
at Clemson	Dec. 4																				
Presbyterian	Dec. 13																				
Ohio State	Dec. 17																				
SE Louisiana	Dec. 21																				
Wofford	Dec. 28																				
USC Upstate	Dec. 31																				
SC State	Jan. 3																				
at Kentucky	Jan. 7																				
Vanderbilt	Jan. 10																				
Florida	Jan. 14																				
at Auburn	Jan. 21																				
Alabama	Jan. 25																				
at Ole Miss	Jan. 28																				
at Florida	Feb. 2																				
Kentucky	Feb. 4																				
at Tennessee	Feb. 8																				
at Arkansas	Feb. 11																				
Georgia	Feb. 15																				
LSU	Feb. 18																				
at Vanderbilt	Feb. 22																				
Tennessee	Feb. 25																				
Mississippi State	Feb. 29																				
at Georgia	March 3																				

### SEASON NOTES

Dished four assists with just one turnover, while adding a career high nine points in season opener vs. Western Carolina (Nov. 11) ... Dished two assists and added six points at Elon (Nov. 15) ... Doubled career high with 18 points on 6-of-10 shooting, including a 5-of-7 mark from 3-point range vs. Tennessee State (Nov. 20) ... Earned first career start against Mississippi Valley State (Nov. 22), posting eight points while getting career highs with three rebounds, two steals and 31 minutes played

### CAREER STATISTICS

Season	GP-GS	Min	Avg	FG	FGA	Pct	3FG	3FGA	Pct	FT	FTA	Pct	Off	Def	Tot	Avg	PF	FO	Ast	TO	Blk	Stl	Pts	Avg
2010-11	28-0	371	13.3	20	66	3.3	8	35	.229	20	32	.625	6	16	22	0.8	29	0	42	25	0	6	68	2.4
2011-12	4-1	82	20.5	16	27	.593	8	14	.571	1	5	.200	1	5	6	1.5	6	0	9	10	0	3	41	10.3
<b>Totals</b>	<b>32-1</b>	<b>453</b>	<b>14.2</b>	<b>36</b>	<b>93</b>	<b>.387</b>	<b>16</b>	<b>49</b>	<b>.327</b>	<b>21</b>	<b>37</b>	<b>.568</b>	<b>7</b>	<b>21</b>	<b>28</b>	<b>0.9</b>	<b>35</b>	<b>0</b>	<b>51</b>	<b>35</b>	<b>0</b>	<b>9</b>	<b>109</b>	<b>3.4</b>

### CAREER SEC STATISTICS

Season	GP-GS	Min	Avg	FG	FGA	Pct	3FG	3FGA	Pct	FT	FTA	Pct	Off	Def	Tot	Avg	PF	FO	Ast	TO	Blk	Stl	Pts	Avg
2011	16-0	260	16.3	15	49	.306	6	24	.250	13	17	.765	6	7	13	0.8	18	0	23	15	0	4	49	3.1



## #45 - CARLTON GEATHERS

R-FRESHMAN - FORWARD

6'10 - 250 - HS

GEORGETOWN, S.C. - CARVERS BAY

### GEATHERS' SEASON HIGHS

**POINTS**

4, vs. Western Carolina (Nov. 11, 2011)

**FIELD GOALS**

2, vs. Western Carolina (Nov. 11, 2011)

**FIELD GOAL ATTEMPTS**

4, vs. Western Carolina (Nov. 11, 2011)

**3-POINT FIELD GOALS**

-

**3-POINT FIELD GOAL ATTEMPTS**

-

**FREE THROWS**

-

**FREE THROW ATTEMPTS**

-

**REBOUNDS**

6, vs. Western Carolina (Nov. 11, 2011)

**ASSISTS**

-

**BLOCKS**

3, vs. Miss. Valley State (Nov. 22, 2011)

**STEALS**

-

**MINUTES PLAYED**

16, vs. Western Carolina (Nov. 11, 2011)

### 2011-12

Opponent	Date	GS	Min	FG-FGA	Pct	3FG-FGA	Pct	FT-FTA	Pct	Off	Def	Tot	Avg	PF	FO	A	TO	Blk	Stl	Pts	Avg
Western Carolina	Nov. 11	16	2-4	.500	0-0	.000	0-0	.000	1	5	6	6.0	0	0	0	0	1	0	4	4	4.0
at Elon	Nov. 15	8	0-0	.500	0-0	.000	0-0	.000	0	1	1	3.5	2	0	0	0	0	0	0	0	2.0
Tenn State	Nov. 20	13	0-1	.400	0-0	.000	0-0	.000	1	1	2	3.0	1	0	0	0	1	0	0	1.3	
Miss Valley State	Nov. 22	11	0-0	.000	0-0	.000	0-0	.000	0	3	3	3.0	1	0	0	0	3	0	0	1.0	
UNC	Nov. 25																				
So. Cal/UNLV	Nov. 26																				
Providence	Dec. 1																				
at Clemson	Dec. 4																				
Presbyterian	Dec. 13																				
Ohio State	Dec. 17																				
SE Louisiana	Dec. 21																				
Wofford	Dec. 28																				
USC Upstate	Dec. 31																				
SC State	Jan. 3																				
at Kentucky	Jan. 7																				
Vanderbilt	Jan. 10																				
Florida	Jan. 14																				
at Auburn	Jan. 21																				
Alabama	Jan. 25																				
at Ole Miss	Jan. 28																				
at Florida	Feb. 2																				
Kentucky	Feb. 4																				
at Tennessee	Feb. 8																				
at Arkansas	Feb. 11																				
Georgia	Feb. 15																				
LSU	Feb. 18																				
at Vanderbilt	Feb. 22																				
Tennessee	Feb. 25																				
Mississippi State	Feb. 29																				
at Georgia	March 3																				

### SEASON NOTES

In first career contest, collected six rebounds and tallied four points in season opener vs. Western Carolina (Nov. 11) ... Saw action vs. Elon (Nov. 15), collecting one rebound ... Earned a block vs. Tennessee State (Nov. 20) ... Swatted a game-high and career high three blocks against Mississippi Valley State (Nov. 22)

### CAREER STATISTICS

Season	GP-GS	Min	Avg	FG	FGA	Pct	3FG	3FGA	Pct	FT	FTA	Pct	Off	Def	Tot	Avg	PF	FO	Ast	TO	Blk	Stl	Pts	Avg
2011-12	4-0	48	12.0	2	5	.400	0	0	.000	0	0	.000	2	10	12	3.0	4	0	0	0	5	0	4	1.0

### CAREER SEC STATISTICS

Season	GP-GS	Min	Avg	FG	FGA	Pct	3FG	3FGA	Pct	FT	FTA	Pct	Off	Def	Tot	Avg	PF	FO	Ast	TO	Blk	Stl	Pts	Avg
2012																								



## #13 - ANTHONY GILL

FRESHMAN - FORWARD

6'8 - 235 - HS

CHARLOTTE, N.C. - CHARLOTTE CHRISTIAN

### GILL'S SEASON HIGHS

**POINTS**

14, vs. Western Carolina (Nov. 11, 2011)

**FIELD GOALS**

6, vs. Western Carolina (Nov. 11, 2011)

**FIELD GOAL ATTEMPTS**

7, vs. Western Carolina (Nov. 11, 2011)

**3-POINT FIELD GOALS**

1, vs. Western Carolina (Nov. 11, 2011)

**3-POINT FIELD GOAL ATTEMPTS**

1, vs. Western Carolina (Nov. 11, 2011)

**FREE THROWS**

2, vs. Miss. Valley State (Nov. 22, 2011)

**FREE THROW ATTEMPTS**

3, twice, last vs. Miss. Valley State (Nov. 22, 2011)

**REBOUNDS**

9, vs. Elon (Nov. 15, 2011)

**ASSISTS**

3, vs. Tenn. State (Nov. 20, 2011)

**BLOCKS**

1, vs. Elon (Nov. 15, 2011)

**STEALS**

-

**MINUTES PLAYED**

29, vs. Miss. Valley State (Nov. 22, 2011)

### 2011-12

Opponent	Date	GS	Min	FG-FGA	Pct	3FG-FGA	Pct	FT-FTA	Pct	Off	Def	Tot	Avg	PF	FO	A	TO	Blk	Stl	Pts	Avg
Western Carolina	Nov. 11	*	23	6-7	.857	1-1	1.000	1-2	.500	2	2	4	4.0	2	0	1	1	0	0	14	14.0
at Elon	Nov. 15	*	28	4-5	.833	0-0	1.000	1-3	.400	2	7	9	6.5	4	0	0	2	1	0	9	11.5
Tenn State	Nov. 20	*	21	1-3	.733	0-0	1.000	0-0	.400	1	1	2	5.0	2	0	3	0	0	0	2	8.3
Miss Valley State	Nov. 22	*	29	3-6	.667	0-0	1.000	2-3	.500	3	5	8	5.8	3	0	1	2	0	0	8	8.3
UNC	Nov. 25																				
So. Cal/UNLV	Nov. 26																				
Providence	Dec. 1																				
at Clemson	Dec. 4																				
Presbyterian	Dec. 13																				
Ohio State	Dec. 17																				
SE Louisiana	Dec. 21																				
Wofford	Dec. 28																				
USC Upstate	Dec. 31																				
SC State	Jan. 3																				
at Kentucky	Jan. 7																				
Vanderbilt	Jan. 10																				
Florida	Jan. 14																				
at Auburn	Jan. 21																				
Alabama	Jan. 25																				
at Ole Miss	Jan. 28																				
at Florida	Feb. 2																				
Kentucky	Feb. 4																				
at Tennessee	Feb. 8																				
at Arkansas	Feb. 11																				
Georgia	Feb. 15																				
LSU	Feb. 18																				
at Vanderbilt	Feb. 22																				
Tennessee	Feb. 25																				
Mississippi State	Feb. 29																				
at Georgia	March 3																				

### SEASON NOTES


Tallied a game-high 14 points in college debut on 6-of-7 shooting from the floor to lead Gamecocks past Western Carolina (Nov. 11) in season opener ... Led team for second-straight contest with nine points, just one rebound away from double-double with nine as well at Elon (Nov. 15) ... Was in foul trouble early vs. Tennessee State (Nov. 20); collected two assists ... Went 3-of-6 shooting from the floor in an eight-point, eight-rebound effort against Mississippi Valley State (Nov. 22)

### CAREER STATISTICS

Season	GP-GS	Min	Avg	FG	FGA	Pct	3FG	3FGA	Pct	FT	FTA	Pct	Off	Def	Tot	Avg	PF	FO	Ast	TO	Blk	Stl	Pts	Avg
2011-12	4-4	101	25.3	14	21	.667	1	1	1.000	4	8	.500	8	15	23	5.8	11	0	5	5	1	0	33	8.3

### CAREER SEC STATISTICS

Season	GP-GS	Min	Avg	FG	FGA	Pct	3FG	3FGA	Pct	FT	FTA	Pct	Off	Def	Tot	Avg	PF	FO	Ast	TO	Blk	Stl	Pts	Avg
2012																								



## #32 - DAMIEN LEONARD

FRESHMAN - GUARD

6'4 - 187 - HS

GREENVILLE, S.C. - J.L. MANN

### LEONARD'S SEASON HIGHS

**POINTS**

16, vs. Miss. Valley State (Nov. 22, 2011)

**FIELD GOALS**

5, vs. Miss. Valley State (Nov. 22, 2011)

**FIELD GOAL ATTEMPTS**

17, vs. Elon (Nov. 15, 2011)

**3-POINT FIELD GOALS**

4, vs. Miss. Valley State (Nov. 22, 2011)

**3-POINT FIELD GOAL ATTEMPTS**

11, vs. Elon (Nov. 15, 2011)

**FREE THROWS**

2, twice, last vs. Miss. Valley State (Nov. 22, 2011)

**FREE THROW ATTEMPTS**

4, vs. Tenn. State (Nov. 20, 2011)

**REBOUNDS**

3, vs. Miss. Valley State (Nov. 22, 2011)

**ASSISTS**

2, twice, last vs. Tenn. State (Nov. 20, 2011)

**BLOCKS**

1, vs. Western Carolina (Nov. 11, 2011)

**STEALS**

2, twice, last vs. Tenn. State (Nov. 20, 2011)

**MINUTES PLAYED**

32, vs. Miss. Valley State (Nov. 22, 2011)

### 2011-12

Opponent	Date	GS	Min	FG-FGA	Pct	3FG-FGA	Pct	FT-FTA	Pct	Off	Def	Tot	Avg	PF	FO	A	TO	Blk	Stl	Pts	Avg
Western Carolina	Nov. 11	*	22	2-10	.200	1-5	.200	0-0	.000	1	0	1	1.0	1	0	0	1	1	1	5	5.0
at Elon	Nov. 15	*	27	2-17	.148	1-11	.125	2-2	1.000	2	0	2	1.5	2	0	2	0	0	2	7	6.0
Tenn State	Nov. 20	*	24	1-5	.156	1-5	.143	2-4	.667	1	0	1	1.3	3	0	2	2	0	2	5	5.7
Miss Valley State	Nov. 22	*	32	5-12	.227	4-9	.233	2-2	.750	0	3	3	1.8	2	0	0	3	0	1	16	8.3
UNC	Nov. 25																				
So. Cal/UNLV	Nov. 26																				
Providence	Dec. 1																				
at Clemson	Dec. 4																				
Presbyterian	Dec. 13																				
Ohio State	Dec. 17																				
SE Louisiana	Dec. 21																				
Wofford	Dec. 28																				
USC Upstate	Dec. 31																				
SC State	Jan. 3																				
at Kentucky	Jan. 7																				
Vanderbilt	Jan. 10																				
Florida	Jan. 14																				
at Auburn	Jan. 21																				
Alabama	Jan. 25																				
at Ole Miss	Jan. 28																				
at Florida	Feb. 2																				
Kentucky	Feb. 4																				
at Tennessee	Feb. 8																				
at Arkansas	Feb. 11																				
Georgia	Feb. 15																				
LSU	Feb. 18																				
at Vanderbilt	Feb. 22																				
Tennessee	Feb. 25																				
Mississippi State	Feb. 29																				
at Georgia	March 3																				

### SEASON NOTES

Struggled from the floor in college debut vs. Western Carolina (Nov. 11), hitting just 2-of-10 attempts, including a 1-of-5 mark from 3-point range ... Struggled from the floor hitting just 2-of-17 attempts, including a 1-of-11 mark from 3-point range at Elon (Nov. 15) ... Collected two steals and two assists vs. Tennessee State (Nov. 20) ... Breakout effort against Mississippi Valley State (Nov. 22), going 5-of-12 from the field and 4-of-9 from 3-point range for a career high 16 points with three rebounds

### CAREER STATISTICS

Season	GP-GS	Min	Avg	FG	FGA	Pct	3FG	3FGA	Pct	FT	FTA	Pct	Off	Def	Tot	Avg	PF	FO	Ast	TO	Blk	Stl	Pts	Avg
2011-12	4-4	105	26.3	10	44	.227	7	30	.233	6	8	.750	4	3	7	1.8	8	0	4	6	1	6	33	8.3

### CAREER SEC STATISTICS

Season	GP-GS	Min	Avg	FG	FGA	Pct	3FG	3FGA	Pct	FT	FTA	Pct	Off	Def	Tot	Avg	PF	FO	Ast	TO	Blk	Stl	Pts	Avg
2012																								





# #1 - BRENTON WILLIAMS

**SOPHOMORE - GUARD**

**5'11 - 172 - JC**

**KISSIMMEE, FLA. - OSCEOLA/**

**SANTA FE COLLEGE**

## WILLIAMS' SEASON HIGHS

### POINTS

13, vs. Western Carolina (Nov. 11, 2011)

### FIELD GOALS

5, vs. Western Carolina (Nov. 11, 2011)

### FIELD GOAL ATTEMPTS

8, vs. Western Carolina (Nov. 11, 2011)

### 3-POINT FIELD GOALS

1, twice, last vs. Elon (Nov. 15, 2011)

### 3-POINT FIELD GOAL ATTEMPTS

3, vs. Elon (Nov. 15, 2011)

### FREE THROWS

2, vs. Western Carolina (Nov. 11, 2011)

### FREE THROW ATTEMPTS

2, twice, last vs. Tenn. State (Nov. 20, 2011)

### REBOUNDS

2, vs. Western Carolina (Nov. 11, 2011)

### ASSISTS

1, vs. Western Carolina (Nov. 11, 2011)

### BLOCKS

-

### STEALS

5, vs. Western Carolina (Nov. 11, 2011)

### MINUTES PLAYED

17, vs. Western Carolina (Nov. 11, 2011)

## 2011-12

Opponent	Date	GS	Min	FG-FGA	Pct	3FG-FGA	Pct	FT-FTA	Pct	Off	Def	Tot	Avg	PF	FO	A	TO	Blk	Stl	Pts	Avg
Western Carolina	Nov. 11	17	5-8	.625	1-1	1.000	2-2	1.000	0	2	2	2.0	1	0	1	4	0	5	13	13.0	
at Elon	Nov. 15	13	1-3	.545	1-3	.500	0-0	1.000	0	1	1	1.5	1	0	0	1	0	0	3	8.0	
Tenn State	Nov. 20	2	0-1	.500	0-1	.400	1-2	.750	0	0	0	1.0	0	0	0	0	0	0	0	5.7	
Miss Valley State	Nov. 22	-	-	-	-	-	-	-	-	-	-	-	-	-	-	-	-	-	-	-	
UNC	Nov. 25																				
So. Cal/UNLV	Nov. 26																				
Providence	Dec. 1																				
at Clemson	Dec. 4																				
Presbyterian	Dec. 13																				
Ohio State	Dec. 17																				
SE Louisiana	Dec. 21																				
Wofford	Dec. 28																				
USC Upstate	Dec. 31																				
SC State	Jan. 3																				
at Kentucky	Jan. 7																				
Vanderbilt	Jan. 10																				
Florida	Jan. 14																				
at Auburn	Jan. 21																				
Alabama	Jan. 25																				
at Ole Miss	Jan. 28																				
at Florida	Feb. 2																				
Kentucky	Feb. 4																				
at Tennessee	Feb. 8																				
at Arkansas	Feb. 11																				
Georgia	Feb. 15																				
LSU	Feb. 18																				
at Vanderbilt	Feb. 22																				
Tennessee	Feb. 25																				
Mississippi State	Feb. 29																				
at Georgia	March 3																				

## SEASON NOTES

Impressed on both ends of the court in season debut vs. Western Carolina (Nov. 11), posting 13 points on 5-of-8 shooting, while swiping a game high five steals ... Tallied three points at Elon (Nov. 15) ... Suffered knee injury early in first half vs. Tennessee State (Nov. 20) ...

\*\*\* Will miss the next 2-4 weeks with a left knee sprain suffered on Nov. 20 vs. Tennessee State

## CAREER STATISTICS

Season	GP-GS	Min	Avg	FG	FGA	Pct	3FG	3FGA	Pct	FT	FTA	Pct	Off	Def	Tot	Avg	PF	FO	Ast	TO	Blk	Stl	Pts	Avg
2011-12	3-0	32	10.7	6	12	.500	2	5	.400	3	4	.750	0	3	3	1.0	2	0	1	5	0	5	17	5.7

## CAREER SEC STATISTICS

Season	GP-GS	Min	Avg	FG	FGA	Pct	3FG	3FGA	Pct	FT	FTA	Pct	Off	Def	Tot	Avg	PF	FO	Ast	TO	Blk	Stl	Pts	Avg
2012																								

# THE LAST TIME IN SOUTH CAROLINA BASKETBALL...

## THE LAST TIME AN INDIVIDUAL PLAYER...

Scored 20 or more points:	South Carolina: Sam Muldrow (24) vs. Tennessee, March 3, 2011 in Columbia Opponent: Terrence Joyner, Mississippi Valley State, Nov. 22, 2011 in Columbia, S.C.
Scored 30 or more points:	South Carolina: Bruce Ellington, 31, at Furman, Dec. 22, 2010 in Greenville, S.C. Opponent: Chris Warren (33), Ole Miss, Feb. 22, 2011 in Columbia
Scored 35 or more points:	South Carolina: Devan Downey, 36 at Florida, Jan. 23, 2010 in Gainesville, Fla. Opponent: Joe Crawford (Kentucky), 35, March 5, 2008 in Columbia
Scored 40 or more points:	South Carolina: N/A thru 1992-93 season Opponent: Austin Carr (Notre Dame), 43, Dec. 30, 1969 in New Orleans, La.
Collected 20 or more rebounds:	South Carolina: Emmett Hall, 23 vs. College of Charleston, Dec. 22, 1993 in Columbia Opponent: Ekpe Udoh (Baylor), 20, Jan. 2, 2010 in Columbia
Collected 15 or more rebounds:	South Carolina: Sam Muldrow, 16 at Tennessee, Feb. 6, 2010 in Knoxville, Tenn. Opponent: Jared Sullinger (Ohio State), 19, Dec. 18, 2010 in Columbus, Ohio
Made 12 or more field goals:	South Carolina: Devan Downey, 12 vs. Georgia, Jan. 30, 2010 in Columbia Opponent: A.J. Ogilvy (Vanderbilt), 12, Feb. 28, 2009 in Nashville, Tenn.
Made 10 or more field goals:	South Carolina: Bruce Ellington, 11 vs. Furman, Dec. 22, 2010 in Greenville, S.C. Opponent: Jared Sullinger (Ohio State), 30, Dec. 18, 2010 in Columbus, Ohio
Attempted 20 or more field goals:	South Carolina: Bruce Ellington (20) at Mississippi State, March 5, 2011 in Starkville, Miss. Opponent: Zach Graham (20), Ole Miss, Feb. 22, 2011 in Columbia
Attempted 25 or more field goals:	South Carolina: Devan Downey, 25, at Kentucky, Feb. 25, 2010 in Lexington, Ky. Opponent: Kemmy Burgess (Alaska-Anchorage), 26, Nov. 24, 2005 in Anchorage, AK
Dished 10 or more assists:	South Carolina: Devan Downey, 11, vs. LSU, March 13, 2008 in Atlanta, Ga. Opponent: Curtis Jerrells (Baylor), 10, Jan. 2, 2009 in Waco, Texas
Swiped 5 or more steals:	South Carolina: Brenton Williams, 5, vs. Western Carolina, Nov. 11, 2011 in Columbia Opponent: Frankie Sullivan (Auburn), 5, Jan. 9, 2010 in Auburn, Ala.
Blocked 5 or more shots:	South Carolina: Sam Muldrow (7), vs. Ole Miss, March 10, 2011 in Atlanta, Ga. Opponent: Aaric Murray (LaSalle), 5, Nov. 19, 2009 in Charleston, S.C.
Made 5 or more 3-point field goals:	South Carolina: Eric Smith (5) vs. Tennessee State, Nov. 20, 2011 in Columbia, S.C. Opponent: Ravern Johnson (7), Mississippi State, March 5, 2011 in Starkville, Miss.
Attempted 8 or more 3-point field goals:	South Carolina: Damien Leonard (9) vs. Miss Valley State, Nov. 2, 2011 in Columbia, S.C. Opponent: Ravern Johnson (14), Mississippi State, March 5, 2011 in Starkville, Miss.
Made 10 or more free throws:	South Carolina: Malik Cooke, 10, vs. Miss Valley State, Nov. 22, 2011 in Columbia, S.C. Opponent: Tobias Harris (11) Tennessee, March 3, 2011 in Columbia
Attempted 15 or more free throws:	South Carolina: Mike Boynton (19) vs. Arkansas, March 11, 2004 in Atlanta, Ga. Opponent: Amu Saaka (Furman), 14, Dec. 22, 2010 in Greenville, S.C.
Played all 40 minutes of regulation:	South Carolina: Devan Downey, 40, vs. Tennessee, March 14, 2008 in Atlanta, Ga. Opponent: Chris Warren (40), March 10, 2011 in Atlanta, Ga.
A player hit a last-second shot to win a game:	South Carolina: Mike Holmes vs. Alabama (Feb. 14, 2009) in Tuscaloosa, Ala. Opponent: Chandler Parsons (Florida), Jan. 23, 2010 in Gainesville, Fla.
A player had a double-double:	South Carolina: Sam Muldrow (24 points, 12 rebounds), vs. Tennessee, March 3, 2011 in Columbia Opponent: Terrance Henry (Ole Miss), 14 points, 11 rebounds, March 10, 2011 in Atlanta, Ga.
Two or more players had a double-double:	South Carolina: Dominique Archie (12 points, 10 rebounds) & Mike Holmes (14 points, 13 rebounds) vs. Winthrop, Nov. 16, 2008 in Columbia Opponent: Renardo Sidney (13 points, 12 rebounds), Kodi Augustus (15 points, 10 rebounds), Mississippi State, March 5, 2011 in Starkville, Miss.
A player had a triple-double:	South Carolina: Sam Muldrow (16 points, 14 rebounds, 10 blocks) vs. Vanderbilt, Jan. 8, 2011 in Columbia *** Only second triple-double in South Carolina history (Chuck Eidson (25 points, 10 rebounds, 10 assists, vs. SC State, Nov. 29, 2002 in Columbia) Opponent: Daniel Hackett (Southern California - 22 points, 10 rebounds, 10 assists), Nov. 17, 2007 in Columbia
Scored 30 or more points in back-to-back games:	South Carolina: Devan Downey, 30 vs. Kentucky (Jan. 26, 2010) in Columbia 33 vs. Georgia (Jan. 30, 2010) in Columbia
Scored 25 or more points in back-to-back games:	South Carolina: Devan Downey, 33 vs. Georgia (Jan. 30, 2010) in Columbia 26 at Tennessee (Feb. 6, 2010) in Knoxville, Tenn.

## THE LAST TIME A TEAM...

Scored 100 or more points:	South Carolina: 103 vs. The Citadel (Nov. 12, 2007) in Columbia Opponent: 107, Vanderbilt (Feb. 17, 1996) in Nashville, Tenn.
Scored 50 points or less:	South Carolina: 48 at Georgia, Feb. 26, 2011 in Athens, Ga. Opponent: 50, Western Carolina, Nov. 11, 2011 in Columbia
Scored 50 points in a half:	South Carolina: 51 (2nd half; Nov. 12, 2010) vs. Elon in Columbia Opponent: 50, Kentucky (1st half), Feb. 19, 2011 in Lexington, Ky.
Failed to score 25 points in a half:	South Carolina: 19, (1st half, Nov. 20, 2011) vs. Tennessee State, in Columbia, S.C. Opponent: 22, SC State (1st half, Jan. 4, 2011) in Columbia
Collected 50 or more rebounds:	South Carolina: 53 vs. WKU, Nov. 27, 2010 in Bowling Green, Ky. Opponent: 52, WKU, Nov. 27, 2010 in Bowling Green, Ky.
Shot 60% or better from the field:	South Carolina: 60.8% (31-51) at Western Carolina (Nov. 18, 2005) in Cullowhee, N.C. Opponent: 61.1% (33-54), Vanderbilt (Jan. 16, 2010) in Columbia
Shot 50% or better from the field:	South Carolina: 50.8%, vs. Western Carolina (Nov. 11, 2011) in Columbia Opponent: 51.2% (22-43), Tennessee, March 3, 2011 in Columbia
Shot less than 30% from the field:	South Carolina: 29.9% (20-67) vs. Ole Miss, March 10, 2011 in Atlanta, Ga. Opponent: 25.9% (15-58), USC Upstate (Nov. 23, 2010) in Columbia
Shot 50% or better from 3-point range (at least 10 attempts):	South Carolina: 56.3% (9-16) vs. Elon (Nov. 12 2010) in Columbia Opponent: 55.0% (11-20) Kentucky, Feb. 19, 2011 in Lexington, Ky.
Shot 20% or less from 3-point range (at least 10 attempts):	South Carolina: 11.1% (3-27) at Elon, Nov. 15, 2011 at Elon, N.C. Opponent: 18.2% (2-11) SC State, Jan. 4, 2011 in Columbia
Dished 20 or more assists:	South Carolina: 23 vs. Elon (Nov. 12, 2010) in Columbia Opponent: 23, Boston College (Jan. 1, 2011) in Columbia
Made 35 or more shots:	South Carolina: 35 vs. Elon (Nov. 19, 2010) in Columbia Opponent: 35, Tennessee (March 5, 2009) in Columbia
Attempted 80 or more shots:	South Carolina: 83 vs. WKU (Nov. 27, 2010) in Bowling Green, Ky. Opponent: 83, LSU (Feb. 10, 1996) in Columbia
Attempted 70 or more shots:	South Carolina: 73, at Tennessee, Feb. 16, 2011 in Knoxville, Tenn. Opponent: 79, WKU (Nov. 27, 2010) in Bowling Green, Ky.
Made 10 or more 3-pointers:	South Carolina: 10, at Tennessee, Feb. 16, 2011 in Knoxville, Tenn. Opponent: 10, Tennessee State, Nov. 20, 2011 in Columbia, S.C.
Did not make a 3-pointer:	South Carolina: 0, vs. Mississippi State (March 2, 2002) in Columbia Opponent: 0, Alabama (Jan. 12, 2011) in Tuscaloosa, Ala.
Attempted 30 or more 3-pointers:	South Carolina: 30 vs. Ole Miss, March 10, 2011 in Atlanta, Ga. Opponent: 32, Boston College (Jan. 1, 2011) in Columbia
Attempted 25 or more 3-pointers:	South Carolina: 26, vs. Tennessee State, Nov. 20, 2011, in Columbia, S.C. Opponent: 26, Mississippi State, March 5, 2011 in Starkville, Miss.
Made 30 or more free throws:	South Carolina: 32 vs. Vanderbilt (Jan. 28, 2009) in Columbia Opponent: 31, Florida (Feb. 3, 2009) in Gainesville, Fla.
Attempted 40 or more free throws:	South Carolina: 44 vs. Georgia Southern (Nov. 16, 2009) in Columbia Opponent: 40, Florida (Feb. 3, 2009) in Gainesville, Fla.
Swiped 15 or more steals:	South Carolina: 15 vs. Vanderbilt (Jan. 16, 2010) in Columbia Opponent: 17, Indiana (Nov. 8, 1998) in Indianapolis, Ind.
Blocked 12 or more shots:	South Carolina: 12, vs. Vanderbilt, Jan. 8, 2011 in Columbia Opponent: 13, Syracuse (Jan. 21, 1999) in Syracuse, N.Y.
Blocked 8 or more shots:	South Carolina: 10, vs. Ole Miss, March 10, 2011 in Atlanta, Ga. Opponent: 8, Kentucky (Feb. 25, 2010) in Lexington, Ky.
Won by 30 or more points:	South Carolina: 35 vs. SC State (91-56), Jan. 4, 2011 in Columbia Opponent: 31, Kentucky, Feb. 19, 2011 in Lexington, Ky.
Won by 20 or more points:	South Carolina: 25, vs. Western Carolina, Nov. 11, 2011 in Columbia Opponent: 31, Feb. 19, 2011 in Lexington, Ky.
Played a single overtime game:	Win: 81-74 vs. Arkansas (81-74), Jan. 19, 2011 in Columbia Loss: 82-80 vs. College of Charleston (Nov. 28, 2008) in Charleston, S.C.
Played a double overtime game:	Win: 87-85 vs. WKU (Nov. 27, 2010) in Bowling Green, Ky. Loss: 98-88 vs. Louisville (Feb. 20, 1988) in Columbia

<b>South Carolina played a No. 1 Team in the country:</b>	Win: 68-62 vs. Kentucky (Jan. 26, 2010) in Columbia Loss: 81-56 vs. Duke (Nov. 20, 2001) in Maui, Hawaii
<b>South Carolina played a top-5 opponent:</b>	Win: 68-62 vs. No. 1/1 Kentucky (Jan. 26, 2010) in Columbia Loss: 57-79 at No. 2/2 Ohio State (Dec. 18, 2010) in Columbus, Ohio
<b>South Carolina played a top-10 opponent:</b>	Win: 68-62 vs. No. 1/1 Kentucky (Jan. 26, 2010) in Columbia Loss: 57-79 at No. 2/2 Ohio State (Dec. 18, 2010) in Columbus, Ohio
<b>South Carolina played a top-25 opponent:</b>	Win: 83-75 (OT) win over No. 22/24 Vanderbilt, Jan. 8, 2011 in Columbia Loss: 59-90 loss to No. 22/22 Kentucky, Feb. 19, 2011 in Lexington, Ky.
<b>South Carolina defeated a ranked opponent:</b>	Home: 83-75 vs. No. 22/24 Vanderbilt (Jan. 8, 2011) in Columbia Away: 77-73 at No. 13/19 Vanderbilt (March 6, 2010) in Nashville, Tenn.  SEC Home: 83-75 vs. No. 22/24 Vanderbilt (Jan. 8, 2011) in Columbia SEC Away: 77-73 at No. 13/19 Vanderbilt (March 6, 2010) in Nashville, Tenn. Non-conference away: 85-84 at No. 19/20 Baylor (Jan. 2, 2009) in Waco, Texas
<b>A South Carolina win opened up the season:</b>	Home: 75-50 win over Western Carolina (Nov. 11, 2011) in Columbia Away: 81-63 win at Western Carolina (Nov. 12, 2005) in Cullowhee, N.C. Neutral: 74-61 win vs. Chaminade (Nov. 19, 2001) in Maui, Hawaii (Maui Invite)
<b>South Carolina opened up SEC play:</b>	Home: 83-75 win vs. No. 22/24 Vanderbilt (Jan. 8, 2011) in Columbia Away: 80-71 win at Auburn (Jan. 9, 2010) in Auburn, Ala.

2011-12 South Carolina Basketball  
 South Carolina Combined Team Statistics (as of Nov 22, 2011)  
 All games

RECORD:	OVERALL	HOME	AWAY	NEUTRAL
ALL GAMES	2-2	2-1	0-1	0-0
CONFERENCE	0-0	0-0	0-0	0-0
NON-CONFERENCE	2-2	2-1	0-1	0-0

##	Player	gp-gs	min	avg	Total		3-Point		F-Throw		Rebounds				pf	dq	a	to	blk	stl	pts	avg		
					fg-fga	fg%	3fg-fga	3fg%	ft-fta	ft%	off	def	tot	avg										
15	COOKE, Malik	4-4	117	29.3	14-38	.368	2-12	.167	17-22	.773	9	13	22	5.5	10	1	7	8	5	5	47	11.8		
05	SMITH, Eric	4-1	82	20.5	16-27	.593	8-14	.571	1-5	.200	1	5	6	1.5	6	0	9	10	0	3	41	10.3		
13	GILL, Anthony	4-4	101	25.3	14-21	.667	1-1	1.000	4-8	.500	8	15	23	5.8	11	0	5	5	1	0	33	8.3		
32	LEONARD, Damien	4-4	105	26.3	10-44	.227	7-30	.233	6-8	.750	4	3	7	1.8	8	0	4	6	1	6	33	8.3		
30	JACKSON, Lakeem	4-3	92	23.0	9-16	.563	0-0	.000	5-10	.500	7	12	19	4.8	9	1	9	7	0	5	23	5.8		
33	SLAWSON, RJ	4-0	76	19.0	9-22	.409	0-4	.000	5-10	.500	8	7	15	3.8	12	0	3	2	2	4	23	5.8		
01	WILLIAMS, Brenton	3-0	32	10.7	6-12	.500	2-5	.400	3-4	.750	0	3	3	1.0	2	0	1	5	0	5	17	5.7		
24	HARRIS, Damontre	4-4	80	20.0	6-15	.400	0-0	.000	8-12	.667	9	12	21	5.3	9	0	0	3	6	2	20	5.0		
02	RICHARDSON, Brian	4-0	67	16.8	5-26	.192	1-17	.059	0-0	.000	2	2	4	1.0	5	0	4	1	1	2	11	2.8		
45	GEATHERS, Carlton	4-0	48	12.0	2-5	.400	0-0	.000	0-0	.000	2	10	12	3.0	4	0	0	0	5	0	4	1.0		
Team											10	4	14											
Total.....		4	800		91-226	.403	21-83	.253	49-79	.620	60	86	146	36.5	76	2	42	48	21	32	252	63.0		
Opponents.....		4	800		74-183	.404	29-73	.397	52-81	.642	34	91	125	31.3	82	-	46	60	13	26	229	57.2		

TEAM STATISTICS	SC	OPP	Date	Opponent	Score	Att.
SCORING	252	229	11/11/11	WESTERN CAROLINA	w 75-50	9330
Points per game	63.0	57.2	11/15/11	at Elon	L 53-58	1589
Scoring margin	+5.8	-	11/20/11	TENNESSEE STATE	L 63-64	9045
FIELD GOALS-ATT	91-226	74-183	11/22/11	MISS. VALLEY STATE	w 61-57	6723
Field goal pct	.403	.404				
3 POINT FG-ATT	21-83	29-73	* = Conference game			
3-point FG pct	.253	.397				
3-pt FG made per game	5.3	7.3				
FREE THROWS-ATT	49-79	52-81				
Free throw pct	.620	.642				
F-Throws made per game	12.3	13.0				
REBOUNDS	146	125				
Rebounds per game	36.5	31.3				
Rebounding margin	+5.3	-				
ASSISTS	42	46				
Assists per game	10.5	11.5				
TURNOVERS	48	60				
Turnovers per game	12.0	15.0				
Turnover margin	+3.0	-				
Assist/turnover ratio	0.9	0.8				
STEALS	32	26				
Steals per game	8.0	6.5				
BLOCKS	21	13				
Blocks per game	5.3	3.3				
ATTENDANCE	25098	1589				
Home games-Avg/Game	3-8366	1-1589				
Neutral site-Avg/Game	-	0-0				

Score by Periods	1st	2nd	Totals
South Carolina	107	145	252
Opponents	118	111	229



2011-12 South Carolina Basketball  
 South Carolina Team Game-by-Game Comparison (as of Nov 22, 2011)  
 All games

Opponent	1st	2nd	Score	Mar	Total FG	FG Pct	3-Pointers	3FG Pct	Free Throws	FT Pct	Rebounds	Assist	T/Over	Block	Steal	Fouls
WESTERN CAROLINA	35/25	40/25	75-50	+25	30-59/17-47	.508/.362	5-12/6-18	.417/.333	10-17/10-16	.588/.625	37/29 +8	14/10	12/19	5/4	11/8	14/17
Elon	23/34	30/24	53-58	(5)	20-64/16-40	.313/.400	3-27/6-16	.111/.375	10-17/20-28	.588/.714	40/38 +2	6/9	7/14	2/3	9/1	24/18
TENNESSEE STATE	19/33	44/31	63-64	(1)	22-55/21-47	.400/.447	7-26/10-22	.269/.455	12-20/12-21	.600/.571	33/28 +5	13/15	16/13	7/1	5/9	21/23
MISS. VALLEY STATE	30/26	31/31	61-57	+4	19-48/20-49	.396/.408	6-18/7-17	.333/.412	17-25/10-16	.680/.625	36/30 +6	9/12	13/14	7/5	7/8	17/24

Note: Game totals are displayed in the format TEAM/OPPONENT for each category

2011-12 South Carolina Basketball  
 South Carolina Team High/Low Analysis (as of Nov 22, 2011)  
 All games

South Carolina - TEAM GAME HIGHS

POINTS	75		WESTERN CAROLINA (11/11/11)
	63		TENNESSEE STATE (11/20/11)
	61		MISS. VALLEY STATE (11/22/11)
	53		at Elon (11/15/11)
FIELD GOALS MADE	30		WESTERN CAROLINA (11/11/11)
	22		TENNESSEE STATE (11/20/11)
FIELD GOAL ATTEMPTS	64		at Elon (11/15/11)
	59		WESTERN CAROLINA (11/11/11)
FIELD GOAL PERCENTAGE	.508	(30-59)	WESTERN CAROLINA (11/11/11)
	.400	(22-55)	TENNESSEE STATE (11/20/11)
3 PT FIELD GOALS MADE	7		TENNESSEE STATE (11/20/11)
	6		MISS. VALLEY STATE (11/22/11)
3 PT FG ATTEMPTS	27		at Elon (11/15/11)
	26		TENNESSEE STATE (11/20/11)
3 PT FG PERCENTAGE	.417	(5-12)	WESTERN CAROLINA (11/11/11)
	.333	(6-18)	MISS. VALLEY STATE (11/22/11)
FREE THROWS MADE	17		MISS. VALLEY STATE (11/22/11)
	12		TENNESSEE STATE (11/20/11)
FREE THROW ATTEMPTS	25		MISS. VALLEY STATE (11/22/11)
	20		TENNESSEE STATE (11/20/11)
FREE THROW PERCENTAGE	.680	(17-25)	MISS. VALLEY STATE (11/22/11)
	.600	(12-20)	TENNESSEE STATE (11/20/11)
REBOUNDS	40		at Elon (11/15/11)
	37		WESTERN CAROLINA (11/11/11)
ASSISTS	14		WESTERN CAROLINA (11/11/11)
	13		TENNESSEE STATE (11/20/11)
STEALS	11		WESTERN CAROLINA (11/11/11)
	9		at Elon (11/15/11)
BLOCKED SHOTS	7		MISS. VALLEY STATE (11/22/11)
	7		TENNESSEE STATE (11/20/11)
TURNOVERS	16		TENNESSEE STATE (11/20/11)
	13		MISS. VALLEY STATE (11/22/11)
FOULS	24		at Elon (11/15/11)
	21		TENNESSEE STATE (11/20/11)

2011-12 South Carolina Basketball  
 South Carolina High/Low Analysis (as of Nov 22, 2011)  
 All games

Opponent - GAME HIGHS

POINTS	64	TENNESSEE STATE (11/20/11)
	58	at Elon (11/15/11)
	57	MISS. VALLEY STATE (11/22/11)
	50	WESTERN CAROLINA (11/11/11)
FIELD GOALS MADE	21	TENNESSEE STATE (11/20/11)
	20	MISS. VALLEY STATE (11/22/11)
FIELD GOAL ATTEMPTS	49	MISS. VALLEY STATE (11/22/11)
	47	TENNESSEE STATE (11/20/11)
	47	WESTERN CAROLINA (11/11/11)
FIELD GOAL PERCENTAGE	.447 (21-47)	TENNESSEE STATE (11/20/11)
	.408 (20-49)	MISS. VALLEY STATE (11/22/11)
3 PT FIELD GOALS MADE	10	TENNESSEE STATE (11/20/11)
	7	MISS. VALLEY STATE (11/22/11)
3 PT FG ATTEMPTS	22	TENNESSEE STATE (11/20/11)
	18	WESTERN CAROLINA (11/11/11)
3 PT FG PERCENTAGE	.455 (10-22)	TENNESSEE STATE (11/20/11)
	.412 (7-17)	MISS. VALLEY STATE (11/22/11)
FREE THROWS MADE	20	at Elon (11/15/11)
	12	TENNESSEE STATE (11/20/11)
FREE THROW ATTEMPTS	28	at Elon (11/15/11)
	21	TENNESSEE STATE (11/20/11)
FREE THROW PERCENTAGE	.714 (20-28)	at Elon (11/15/11)
	.625 (10-16)	MISS. VALLEY STATE (11/22/11)
	.625 (10-16)	WESTERN CAROLINA (11/11/11)
REBOUNDS	38	at Elon (11/15/11)
	30	MISS. VALLEY STATE (11/22/11)
ASSISTS	15	TENNESSEE STATE (11/20/11)
	12	MISS. VALLEY STATE (11/22/11)
STEALS	9	TENNESSEE STATE (11/20/11)
	8	MISS. VALLEY STATE (11/22/11)
	8	WESTERN CAROLINA (11/11/11)
BLOCKED SHOTS	5	MISS. VALLEY STATE (11/22/11)
	4	WESTERN CAROLINA (11/11/11)
TURNOVERS	19	WESTERN CAROLINA (11/11/11)
	14	MISS. VALLEY STATE (11/22/11)
	14	at Elon (11/15/11)
FOULS	24	MISS. VALLEY STATE (11/22/11)
	23	TENNESSEE STATE (11/20/11)

2011-12 South Carolina Basketball  
 South Carolina High/Low Analysis (as of Nov 22, 2011)  
 All games

South Carolina - GAME LOWS

POINTS	53	at Elon (11/15/11)
	61	MISS. VALLEY STATE (11/22/11)
	63	TENNESSEE STATE (11/20/11)
	75	WESTERN CAROLINA (11/11/11)
FIELD GOALS MADE	19	MISS. VALLEY STATE (11/22/11)
	20	at Elon (11/15/11)
FIELD GOAL ATTEMPTS	48	MISS. VALLEY STATE (11/22/11)
	55	TENNESSEE STATE (11/20/11)
FIELD GOAL PERCENTAGE	.313 (20-64)	at Elon (11/15/11)
	.396 (19-48)	MISS. VALLEY STATE (11/22/11)
3 PT FIELD GOALS MADE	3	at Elon (11/15/11)
	5	WESTERN CAROLINA (11/11/11)
3 PT FG ATTEMPTS	12	WESTERN CAROLINA (11/11/11)
	18	MISS. VALLEY STATE (11/22/11)
3 PT FG PERCENTAGE	.111 (3-27)	at Elon (11/15/11)
	.269 (7-26)	TENNESSEE STATE (11/20/11)
FREE THROWS MADE	10	WESTERN CAROLINA (11/11/11)
	10	at Elon (11/15/11)
FREE THROW ATTEMPTS	17	WESTERN CAROLINA (11/11/11)
	17	at Elon (11/15/11)
FREE THROW PERCENTAGE	.588 (10-17)	WESTERN CAROLINA (11/11/11)
	.588 (10-17)	at Elon (11/15/11)
REBOUNDS	33	TENNESSEE STATE (11/20/11)
	36	MISS. VALLEY STATE (11/22/11)
ASSISTS	6	at Elon (11/15/11)
	9	MISS. VALLEY STATE (11/22/11)
STEALS	5	TENNESSEE STATE (11/20/11)
	7	MISS. VALLEY STATE (11/22/11)
BLOCKED SHOTS	2	at Elon (11/15/11)
	5	WESTERN CAROLINA (11/11/11)
TURNOVERS	7	at Elon (11/15/11)
	12	WESTERN CAROLINA (11/11/11)
FOULS	14	WESTERN CAROLINA (11/11/11)
	17	MISS. VALLEY STATE (11/22/11)

2011-12 South Carolina Basketball  
 South Carolina High/Low Analysis (as of Nov 22, 2011)  
 All games

Opponent - GAME LOWS

POINTS	50	WESTERN CAROLINA (11/11/11)
	57	MISS. VALLEY STATE (11/22/11)
	58	at Elon (11/15/11)
	64	TENNESSEE STATE (11/20/11)
FIELD GOALS MADE	16	at Elon (11/15/11)
	17	WESTERN CAROLINA (11/11/11)
FIELD GOAL ATTEMPTS	40	at Elon (11/15/11)
	47	WESTERN CAROLINA (11/11/11)
	47	TENNESSEE STATE (11/20/11)
FIELD GOAL PERCENTAGE	.362 (17-47)	WESTERN CAROLINA (11/11/11)
	.400 (16-40)	at Elon (11/15/11)
3 PT FIELD GOALS MADE	6	WESTERN CAROLINA (11/11/11)
	6	at Elon (11/15/11)
3 PT FG ATTEMPTS	16	at Elon (11/15/11)
	17	MISS. VALLEY STATE (11/22/11)
3 PT FG PERCENTAGE	.333 (6-18)	WESTERN CAROLINA (11/11/11)
	.375 (6-16)	at Elon (11/15/11)
FREE THROWS MADE	10	WESTERN CAROLINA (11/11/11)
	10	MISS. VALLEY STATE (11/22/11)
FREE THROW ATTEMPTS	16	WESTERN CAROLINA (11/11/11)
	16	MISS. VALLEY STATE (11/22/11)
FREE THROW PERCENTAGE	.571 (12-21)	TENNESSEE STATE (11/20/11)
	.625 (10-16)	WESTERN CAROLINA (11/11/11)
	.625 (10-16)	MISS. VALLEY STATE (11/22/11)
REBOUNDS	28	TENNESSEE STATE (11/20/11)
	29	WESTERN CAROLINA (11/11/11)
ASSISTS	9	at Elon (11/15/11)
	10	WESTERN CAROLINA (11/11/11)
STEALS	1	at Elon (11/15/11)
	8	WESTERN CAROLINA (11/11/11)
	8	MISS. VALLEY STATE (11/22/11)
BLOCKED SHOTS	1	TENNESSEE STATE (11/20/11)
	3	at Elon (11/15/11)
TURNOVERS	13	TENNESSEE STATE (11/20/11)
	14	at Elon (11/15/11)
	14	MISS. VALLEY STATE (11/22/11)
FOULS	17	WESTERN CAROLINA (11/11/11)
	18	at Elon (11/15/11)



2011-12 South Carolina Basketball  
 South Carolina Player High/Low Analysis (as of Nov 22, 2011)  
 All games

South Carolina - I N D I V I D U A L G A M E H I G H S

Points	18		COOKE, Malik vs Miss. Valley State (11/22/11)
	18		SMITH, Eric vs Tennessee State (11/20/11)
	16		LEONARD, Damien vs Miss. Valley State (11/22/11)
	14		GILL, Anthony vs Western Carolina (11/11/11)
	13		WILLIAMS, Brenton vs Western Carolina (11/11/11)
Field Goals Made	6		SMITH, Eric vs Tennessee State (11/20/11)
	6		GILL, Anthony vs Western Carolina (11/11/11)
Field Goal Att.	17		LEONARD, Damien at Elon (11/15/11)
	12		LEONARD, Damien vs Miss. Valley State (11/22/11)
	12		COOKE, Malik vs Tennessee State (11/20/11)
FG Pct (min 5 made)	.857	(6-7)	GILL, Anthony vs Western Carolina (11/11/11)
	.833	(5-6)	JACKSON, Lakeem vs Tennessee State (11/20/11)
3-Point FG Made	5		SMITH, Eric vs Tennessee State (11/20/11)
	4		LEONARD, Damien vs Miss. Valley State (11/22/11)
3-Point FG Att.	11		LEONARD, Damien at Elon (11/15/11)
	9		LEONARD, Damien vs Miss. Valley State (11/22/11)
3-Pt FG Pct (min 2 made)	.714	(5-7)	SMITH, Eric vs Tennessee State (11/20/11)
	.667	(2-3)	SMITH, Eric vs Miss. Valley State (11/22/11)
Free Throws Made	10		COOKE, Malik vs Miss. Valley State (11/22/11)
	4		SLAWSON, RJ vs Tennessee State (11/20/11)
	4		HARRIS, Damontre at Elon (11/15/11)
	4		COOKE, Malik vs Western Carolina (11/11/11)
Free Throw Att.	12		COOKE, Malik vs Miss. Valley State (11/22/11)
	7		HARRIS, Damontre at Elon (11/15/11)
FT Pct (min 3 made)	.833	(10-12)	COOKE, Malik vs Miss. Valley State (11/22/11)
	.667	(4-6)	SLAWSON, RJ vs Tennessee State (11/20/11)
	.667	(4-6)	COOKE, Malik vs Western Carolina (11/11/11)
Rebounds	10		HARRIS, Damontre at Elon (11/15/11)
	10		JACKSON, Lakeem vs Western Carolina (11/11/11)
Assists	5		JACKSON, Lakeem vs Western Carolina (11/11/11)
	4		SMITH, Eric vs Western Carolina (11/11/11)
Steals	5		WILLIAMS, Brenton vs Western Carolina (11/11/11)
	3		COOKE, Malik vs Miss. Valley State (11/22/11)
	3		JACKSON, Lakeem vs Western Carolina (11/11/11)
Blocked Shots	3		GEATHERS, Carlton vs Miss. Valley State (11/22/11)
	3		COOKE, Malik vs Tennessee State (11/20/11)
Turnovers	4		SMITH, Eric vs Miss. Valley State (11/22/11)
	4		COOKE, Malik vs Tennessee State (11/20/11)
	4		SMITH, Eric vs Tennessee State (11/20/11)
	4		JACKSON, Lakeem vs Tennessee State (11/20/11)
	4		WILLIAMS, Brenton vs Western Carolina (11/11/11)
Fouls	5		JACKSON, Lakeem at Elon (11/15/11)
	5		COOKE, Malik at Elon (11/15/11)

2011-12 South Carolina Basketball  
 South Carolina Opponent High/Low Analysis (as of Nov 22, 2011)  
 All games

OPPONENT INDIVIDUAL GAME HIGHS

Points	22		JOYNER, Terrence vs Miss. Valley State (11/22/11)
	16		COVINGTON, Robert vs Tennessee State (11/20/11)
	16		TROUTMAN, Lucas at Elon (11/15/11)
	12		CYPHERS, Jordan vs Tennessee State (11/20/11)
	12		HAMILTON, Austin at Elon (11/15/11)
	8		JOYNER, Terrence vs Miss. Valley State (11/22/11)
Field Goals Made	5		COVINGTON, Robert vs Tennessee State (11/20/11)
	5		TROUTMAN, Lucas at Elon (11/15/11)
Field Goal Att.	13		JOYNER, Terrence vs Miss. Valley State (11/22/11)
	12		COVINGTON, Robert vs Tennessee State (11/20/11)
FG Pct (min 5 made)	.625	(5-8)	TROUTMAN, Lucas at Elon (11/15/11)
	.615	(8-13)	JOYNER, Terrence vs Miss. Valley State (11/22/11)
3-Point FG Made	4		JOYNER, Terrence vs Miss. Valley State (11/22/11)
	3		CYPHERS, Jordan vs Tennessee State (11/20/11)
	3		COVINGTON, Robert vs Tennessee State (11/20/11)
	3		ERVIN, Brett at Elon (11/15/11)
3-Point FG Att.	7		COVINGTON, Robert vs Tennessee State (11/20/11)
	6		COLE, Keaton vs Western Carolina (11/11/11)
3-Pt FG Pct (min 2 made)	.800	(4-5)	JOYNER, Terrence vs Miss. Valley State (11/22/11)
	.750	(3-4)	ERVIN, Brett at Elon (11/15/11)
Free Throws Made	6		TROUTMAN, Lucas at Elon (11/15/11)
	5		SUMLER, Trey vs Western Carolina (11/11/11)
Free Throw Att.	8		HAMILTON, Austin at Elon (11/15/11)
	6		MOORE, Kenny vs Tennessee State (11/20/11)
	6		BLAKE, Kevin at Elon (11/15/11)
	6		TROUTMAN, Lucas at Elon (11/15/11)
	6		SUMLER, Trey vs Western Carolina (11/11/11)
	6		TROUTMAN, Lucas at Elon (11/15/11)
FT Pct (min 3 made)	1.000	(6-6)	TROUTMAN, Lucas at Elon (11/15/11)
	1.000	(4-4)	JONES, Falando vs Miss. Valley State (11/22/11)
Rebounds	9		COVINGTON, Robert vs Tennessee State (11/20/11)
	8		COX, Cor-J vs Miss. Valley State (11/22/11)
	8		MUTOMBO, Harouna vs Western Carolina (11/11/11)
Assists	6		JONES, Falando vs Miss. Valley State (11/22/11)
	6		MILLER, Patrick vs Tennessee State (11/20/11)
Steals	3		JONES, Falando vs Miss. Valley State (11/22/11)
	3		PETERS, Wil vs Tennessee State (11/20/11)
	3		MILLER, Patrick vs Tennessee State (11/20/11)
	3		COLE, Keaton vs Western Carolina (11/11/11)
Blocked Shots	2		CROSBY, Paul vs Miss. Valley State (11/22/11)
	2		TROUTMAN, Lucas at Elon (11/15/11)
	2		BOGGS, Brandon vs Western Carolina (11/11/11)
	2		SMITHSON, Sam vs Western Carolina (11/11/11)
	2		SUMLER, Trey vs Western Carolina (11/11/11)
Turnovers	5		COLE, Keaton vs Western Carolina (11/11/11)
	5		JOYNER, Terrence vs Miss. Valley State (11/22/11)
Fouls	5		JONES, Falando vs Miss. Valley State (11/22/11)
	5		THORNTON, Kellen vs Tennessee State (11/20/11)
	5		EDOMWONYI, Egheosa at Elon (11/15/11)
	5		KING, Tawaski vs Western Carolina (11/11/11)
	5		