

Dir. of Communications/PR: Diana Koval | Office: 803.777.7977 | Cell: 314.369.6050 | Email: dkoval@mailbox.sc.edu | Twitter: @DianaKovalSID  
 Website: www.GamecocksOnline.com | Twitter: @GamecockWBB | Instagram: @GamecockWBB | Facebook: @GamecockWBB | Snapchat: @GamecockWBB

## Game 21 January 28, 2018 • Columbia, S.C. • Colonial Life Arena (18,000)

### Schedule/Results

Nov. 3	Coker (Exh.)	W, 116-56
Nov. 10	Alabama State (SECN+)	W, 99-31
Nov. 13	at #15/13 Maryland (ESPN2)	W, 94-86
Nov. 16	at Clemson	W, 66-36
Nov. 19	Wofford (SECN+)	W, 94-60

#### Gulf Coast Showcase (Estero, Fla.)

Nov. 24	vs. Rutgers	W, 78-68
Nov. 25	vs. St. John's	W, 76-58
Nov. 26	vs. #6/6 Notre Dame	L, 85-92

Nov. 30	Western Carolina (SECN+)	W, 101-43
Dec. 3	#14/16 Duke (SECN)	W, 72-52
Dec. 5	CofC (SECN+)	W, 69-43
Dec. 17	Savannah State (SECN+)	W, 99-38
Dec. 21	at Temple	W, 87-60
Dec. 31	#22/21 Texas A&M* (SECN)	W, 61-59
Jan. 4	at Ole Miss* (SECN+)	W, 88-62
Jan. 7	at #15/15 Missouri* (ESPN2)	L, 74-83
Jan. 11	Auburn* (SECN+)	W, 71-63
Jan. 14	#6/6 Tennessee* (ESPN2)	L, 70-86
Jan. 18	at Vanderbilt* (SECN+)	W, 95-82
Jan. 21	at Kentucky* (ESPNU)	W, 81-64
Jan. 25	Arkansas* (SECN)	W, 90-42
Jan. 28	#11/11 Missouri* (ESPN2)	6 p.m.
Feb. 1	UConn (ESPN)	7 p.m.
Feb. 5	at Mississippi State* (ESPN2)	7 p.m.
Feb. 8	at Alabama* (SECN)	7 p.m.
Feb. 11	Florida* (SECN)	1 p.m.
Feb. 15	at Georgia* (SECN+)	7 p.m.
Feb. 18	Kentucky* (SECN)	3 p.m.
Feb. 22	LSU* (SECN)	6:30 p.m.
Feb. 25	at Tennessee* (ESPNU/2)	12/4 p.m.

#### SEC Tournament (Nashville, Tenn.)

Feb. 28	First Round (SECN)
Mar. 1	Second Round (SECN)
Mar. 2	Quarterfinals (SECN)
Mar. 3	Semifinals (ESPNU)
Mar. 4	Final (ESPN2)

All Times Listed as Eastern and are subject to change

\* indicates SEC Game

Television outlet listed in parentheses – SECN is SEC Network; SECN+ is SEC Network online via WatchESPN

### “We Are”

Each season South Carolina head coach Dawn Staley chooses a theme for her team and its legion of fans to rally around. This season's theme of “We Are” is one that embraces the connection between her team and its fans.

The Gamecocks will employ various “We Are” statements to highlight some of their core traits throughout the season. They also invite fans to share their “We Are” statements to further illustrate how much the team is a reflection of its fans.

### South Carolina Gamecocks 17-3, 6-2 SEC



**Ranking:** 9/7 (AP/Coaches)  
**Head Coach:** Dawn Staley  
**Record at SC:** 238-83 (10th)  
**Career Record:** 410-163 (18th)  
**Top Scorer:** A'ja Wilson (23.6)  
**Top Reb.:** A'ja Wilson (11.0)

VS.



### Missouri Tigers 17-3, 5-2 SEC

**Ranking:** 11/11  
**Head Coach:** Robin Pingeton  
**Record at sMU:** 140-103 (8th)  
**Career Record:** 475-260 (23rd)  
**Top Scorer:** Cunningham (18.4)  
**Top Reb.:** Cierra Porter (8.6)

### Game Information

**Tickets:** \$9 adults, \$5 youth  
**Doors Open:** 4:30 p.m.  
**Radio:** 107.5 The Game (Brad Muller)

**Broadcast:** ESPN2 (Beth Mowins, pxp; Debbie Antonelli, analyst)  
**Live Stats:** Gamecocks.StatBroadcast.com

### Series History

South Carolina Record	Last Five	Result	Location
South Carolina Record	4-3		
In Columbia, S.C.	2-0	1/28/18	L, 74-83
In Columbia, Mo.	1-3	2/19/17	L, 60-62
At Neutral Site	1-0	2/10/16	W, 83-58
Staley Era	3-3	1/15/15	W, 60-49
Current Streak	Lost 2	2/2/14	W, 78-62












### South Carolina Notables

- The expansion of senior forward A'ja Wilson's game has been steady throughout her career, and the 6-foot-5 three-time All-American is putting it all together in her final college season. Her usual benchmark numbers – 23.6 points, 11.0 rebounds and 3.6 blocks per game – rank among the top 15 in the nation. The newest wrinkle? Reading defenses more quickly and her ability to bring the ball up the court against pressure have her handing out 1.8 assists per game. She is shooting 50.0 percent from 3-point range (5-of-10) and picking up 1.1 steals per game.
- The floor general of the uber-efficient Gamecock offense – ranked third in the nation in field goal percentage – is sophomore Tyasha Harris. Challenged by her head coach to find more balance in her game to keep defenders honest, the consummate point guard is third in the nation in points-assists double-double with six, including three in SEC action. She is 10th in the nation with 6.9 assists per game and averages 11.3 points on the season. Her 7.5 assists per conference game are best in the league by more than two assists per game.
- Junior forward Alexis Jennings has been the interior anchor the Gamecocks thought they lost with the graduation of Alaina Coates last season. The 6-foot-2 Jennings is just as powerful in the paint and is the ideal complement for Wilson, which allows both to thrive. She is fourth in the nation with a .656 field goal percentage, a number that goes up to .688 in SEC action. She's averaging 16.0 points and 8.3 rebounds in January, including 22.0 ppg in the last three games.

### Tale of the Tape

Overall	South Carolina			Missouri		
	SEC Rank	SEC Only	SEC Rank	SEC Only	SEC Rank	Overall
82.5	2nd	78.8	2nd	70.9	5th	72.0
60.4	7th	67.6	8th	61.9	3rd	58.6
.501	1st	.485	2nd	.442	4th	.460
.364	4th	.416	8th	.375	2nd	.353
.337	6th	.345	4th	.425	2nd	.380
5.1	9th	5.1	8th	9.3	1st	8.0
.343	13th	.348	11th	.294	3rd	.311
.673	11th	.672	12th	.798	2nd	.755
15.6		15.4		13.6		14.2
+8.6	3rd	+6.3	4th	+11.0	1st	+10.6
16.6	4th	14.5	4th	16.6	2nd	15.9
+3.3	4th	+0.8	T-7th	-6.4	13th	-3.1
8.8	4th	6.6	8th	4.3	14th	5.5
6.4	2nd	5.9	2nd	3.1	T-9th	3.9

# 2017-18 South Carolina Media Roster

0		<b>Victoria Patrick</b> 5-8 • So. • Guard • Orlando, Fla. PPG <b>2.4</b> RPG <b>0.5</b> APG <b>0.6</b> FG% <b>.254</b> FT% <b>.667</b>	LAST 5: 3.6 ppg, 0.6 apg, 4 3-pointers NOTABLE: Solid shooting guard eager to get more minutes this season ... 5 games of 20+ minutes ... starting to show more consistent offensive production ... showed great form at Ole Miss with career-high 11 points.	<b>Career Highs</b> Pts: 11 at Ole Miss, 1/4/18 Reb: 2, 7x, at Kentucky, 1/21/18 Ast: 2, 3x at Kentucky, 1/21/18 Stl: 2 vs. Saint Peter's, 11/22/16
4		<b>Doniyah Clincy</b> 6-0 • Jr. • Guard • Newark, N.J. <i>dawn-YAY CLY-nee</i> PPG <b>8.1</b> RPG <b>3.3</b> APG <b>2.3</b> FG% <b>.418</b> FT% <b>.684</b>	LAST 5: 7.8 ppg, 2.0 rpg, 2.2 apg, 0.6 spg NOTABLE: Athletic guard, good size ... steady development, stat stuffer who can contribute in many ways ... 7 double-figure scoring games this season, including 4 of last 9 ... 8 games of 3 or more assists.	<b>Career Highs</b> Pts: 16 vs. Texas A&M, 12/31/17 Reb: 9 vs. Clemson, 12/15/16 Ast: 6, 2x, vs. Kentucky, 2/2/17 Stl: 5 vs. Ala. St., 11/10/17
10		<b>Bianca Jackson</b> 5-10 • Fr. • Guard • Montgomery, Ala. PPG <b>6.6</b> RPG <b>3.5</b> APG <b>2.0</b> FG% <b>.404</b> FT% <b>.760</b>	LAST 5: 7.4 ppg, 2.6 rpg, 5 3-pointers NOTABLE: Dangerous on both ends of the floor ... 9 starts ... most minutes among SC freshmen (27.0/gm) ... shooting 76.0% from FT line this season ... named ASWA 5A Miss Basketball (2017).	<b>Career Highs</b> Pts: 16, 2x, vs. Arkansas, 1/25/18 Reb: 10 vs. CoFC, 12/5/17 Ast: 7 at Clemson, 11/16/17 Stl: 3 vs. Savannah St., 12/17/17
11		<b>Lindsey Spann</b> 5-6 • R-Sr. • Guard • Laurel, Md. PPG <b>11.2</b> RPG <b>1.2</b> APG <b>1.7</b> FG% <b>.495</b> FT% <b>.778</b>	LAST 5: 3 gms - 9.3 ppg, 8 3-pointers NOTABLE: Good shooter because takes the right shots ... hitting 48.0% from 3-pt range ... 4th on team in ppg ... five 15+ point games ... missed 7 gms with knee injuries, sharp shooting at Vandy with 5 3s.	<b>Career Highs</b> Pts: 31 vs. Saint Peter's, 11/13/16* Reb: 9, 2x, vs. Marshall, 12/3/16* Ast: 8, 2x, vs. Wofford, 11/19/17 Stl: 1, 7x, vs. Tennessee, 1/14/18 * indicates while at Penn State
21		<b>Mikiah Herbert Harrigan</b> 6-2 • So. • For. • Pembroke Pines, Fla. <i>muh-KEE-uh</i> PPG <b>7.2</b> RPG <b>3.2</b> BPG <b>1.1</b> FG% <b>.522</b> FT% <b>.730</b>	LAST 5: 2 gms - 6.0 ppg, 1.5 rpg, .500 FG% NOTABLE: Versatile forward with skill on both ends ... good mid-range game to free up drives ... looking for consistency ... 5 games of 10+ points ... strong games at Mizzou and vs. Tennessee ... missed last three games w/injury.	<b>Career Highs</b> Pts: 21 vs. Savannah St., 12/17/17 Reb: 10 vs. Georgia, 3/3/17 Blk: 4, 2x, vs. CoFC, 12/5/17 Stl: 2, 4x, at Missouri, 1/7/18
22		<b>A'ja Wilson</b> 6-5 • Sr. • Forward • Hopkins, S.C. <i>A-zhub</i> PPG <b>23.6</b> RPG <b>11.0</b> BPG <b>3.6</b> FG% <b>.585</b> FT% <b>.692</b>	LAST 5: 3 gms - 24.0 ppg, 10.7 rpg, 5.3 bpg NOTABLE: Team captain ... 2nd SC player ever with career 2000 pts/1000 rebs ... 5th in nation ppg, 15th rpg, 4th bpg, 5th dbl-dbls (12) ... Lisa Leslie Award, Wooden, Wade and Naismith Watch Lists ... US Nat'l Team Pool.	<b>Career Highs</b> Pts: 34 vs. Notre Dame, 11/26/17 Reb: 19, 2x, vs. Stanford, 3/31/17 Blk: 8, 3x, vs. Temple, 12/21/17 Stl: 5 vs. Vanderbilt, 2/16/17
23		<b>LaDazia Williams</b> 6-2 • Fr. • Forward • Bradenton, Fla. <i>luh-DAY-zhub</i> PPG <b>1.5</b> RPG <b>1.5</b> BPG <b>0.4</b> FG% <b>.346</b> FT% <b>.313</b>	LAST 5: 1.4 rpg, 0.8 ppg, 0.4 bpg, 5.4 mpg NOTABLE: Can face up or score at the rim ... still finding footing at this level ... played in 17 games, 6.8 mins/game ... best game vs. Western Carolina ... top-50 recruit in Class of 2017 ... FABC 8A Player of the Year (2017).	<b>Career Highs</b> Pts: 11 vs. W. Carolina, 11/30/17 Reb: 8 vs. W. Carolina, 11/30/17 Blk: 2 vs. Alabama St., 11/10/17 Stl: 1 vs. W. Carolina, 11/30/17
24		<b>LeLe Grissett</b> 6-0 • Fr. • Forward • Durham, N.C. <i>LEE-lee grih-SET</i> PPG <b>5.2</b> RPG <b>3.8</b> BPG <b>0.3</b> FG% <b>.535</b> FT% <b>.509</b>	LAST 5: 8.2 ppg, 6.6 rpg, 1.0 spg, .615 FG% NOTABLE: Lithe, versatile athlete with speed, quickness and leaping ability ... finding more offensive consistency ... 4 gms of ≥10 pts... efficient down low vs. Vandy, netting career-best 22 points on 11-of-12 shooting	<b>Career Highs</b> Pts: 22 at Vandy, 1/18/18 Reb: 9, 2x, at Vandy, 1/18/18 Ast: 3, 2x, vs. Sav. St., 12/17/17 Stl: 4 vs. Alabama St., 11/10/17
35		<b>Alexis Jennings</b> 6-2 • R-Jr. • Forward • Madison, Ala. PPG <b>13.4</b> RPG <b>7.6</b> BPG <b>1.1</b> FG% <b>.656</b> FT% <b>.709</b>	LAST 5: 17.4 ppg, 8.8 rpg, .786 FG% NOTABLE: Strong, physical presence inside ... creates great target for entry passes and seals lane well ... 4th in nation in FG% and SEC top 20 in ppg and rpg ... 5 dbl-dbls, including 2 against ranked foes.	<b>Career Highs</b> Pts: 28 vs. Morehead St., 11/18/15* Reb: 13, 3x, at Vandy, 1/18/18 Blk: 6 vs. Oklahoma, 3/21/16* Stl: 3, 3x, at Ole Miss, 1/4/18 * indicates while at Kentucky
52		<b>Tyasha Harris</b> 5-10 • So. • Guard • Noblesville, Ind. <i>ty-A-shub</i> PPG <b>11.3</b> RPG <b>3.2</b> APG <b>6.9</b> FG% <b>.455</b> FT% <b>.736</b>	LAST 5: 13.8 ppg, 7.4 apg, 5.0 rpg, 2.0 spg NOTABLE: Team captain ... 1st in SEC/10th in nation in assists and 3rd in steals ... 5 dbl-dbls over last 10 games ... in SEC play, 13.0 ppg, 7.5 apg, 3.5 rpg ... Preseason Second-Team All-SEC.	<b>Career Highs</b> Pts: 28 vs. Tennessee, 1/14/18 Reb: 13 vs. Arkansas, 1/25/18 Ast: 13 at Kentucky, 1/21/18 Stl: 6, 2x, vs. Sav. St., 12/17/17
HC		<b>Dawn Staley</b> 10th Season at South Carolina 18th Season Overall at SC <b>238-83</b> Total <b>410-163</b>	At SC: Has led Gamecocks to the 2017 NCAA National Championship, four straight SEC regular-season titles, three consecutive SEC Tournament crowns and played in five of the last six NCAA Sweet 16s. Career: Has amassed eight 25-win seasons, a total of 14 postseason appearances, six conference regular-season titles and seven conference tournament crowns ... U.S. National Team head coach (2017-20).	

**Starter** Reserve

Based on most recent game

## Quick Facts

### The University

**Location:** Columbia, S.C.

**Founded:** 1801

**Enrollment:** 34,099

**Colors:** Garnet (PMS 202C) and Black

**Nickname:** Gamecocks

**Conference:** Southeastern

**President:** Dr. Harris Pastides

**Athletics Director:** Ray Tanner

**Facility:** Colonial Life Arena (18,000)

### Coaching Staff

**Head Coach:** Dawn Staley

**Alma Mater:** Virginia, 1992

**Overall Record:** 410-163 (18th season)

**School Record:** 238-83 (10th season)

**Assoc. Head Coach (Alma Mater):**

Lisa Boyer (Ithaca, 1979)

**Assistant Coaches (Alma Mater):**

Fred Chmiel (Excelsior, 2001)

Jollette Law (Iowa, 1990)

### Team Information

**2016-17 Record:** 33-4

Home: 15-1 Away: 10-3 Neutral: 8-0

**SEC Record (Finish):** 14-2 (1st)

Home: 7-1 Away: 7-1

**Letterwinners Returning/Lost:** 6/5

**Starters Returning/Lost:** 2/3

### Program History

**First Year of Women's Basketball:** 1974-75

**All-Time Record:** 819-511 (44th season)

**All-Time SEC Record:** 167-62 (27th season)

**NCAA Appearances (Last):** 14 (2017)

**NCAA Tournament Record:** 25-13

**2017 NCAA Result:** National Champion, W, 67-55,

vs. Mississippi State, Dallas, Texas

**WNIT Appearances (Last):** 4 (2011)

**WNIT Record:** 3-4

### Media Relations

**Women's Basketball Contact:** Diana Koval

**Office:** 803.777.7977

**Cell:** 314.369.6050

**Email:** dkoval@mailbox.sc.edu

**Press Row Phone:** 803.777.6182

**Athletics Department on the Web**

**Website:** GamecocksOnline.com

**Twitter:** @GamecocksOnline

**Instagram:** @GamecocksOnline

**Facebook:** Facebook.com/GamecocksOnline

**YouTube:** YouTube.com/GamecocksOnline

**Women's Basketball on Social Media**

**Twitter:** @GamecockWBB

**Instagram:** @GamecockWBB

**Facebook:** @GamecockWBB

**SnapChat:** @GamecockWBB

**Head Coach on Social Media**

**Twitter:** @DawnStaley

**Instagram:** @Staley05

### Current Streaks

	Total	Home	Road	Neut.
Overall	W3	W1	W2	L1
SEC	W3	W1	W2	—
Non-Conference	W5	W16	W3	L1
Ranked Teams	L2	L1	L1	L1

### By the Numbers

- Made 3-pointers by Arkansas (Jan. 25), which entered the game averaging 7.7 per game
- Average AP ranking of the Gamecocks' next three opponents
- Points from freshman Bianca Jackson vs. Arkansas, responding to Staley's urging to be more aggressive on the offensive end
- Games this season in which South Carolina has outscored its opponent in the paint – all Gamecock victories

### Missouri Series Notes

The Gamecocks lead the series 4-3, including a 2-0 mark at Colonial Life Arena. Tonight's game marks the third in the series in which both teams are nationally ranked.

The Tigers won this season's first meeting, an 83-74 decision at Mizzou Arena on Jan. 7. The Gamecocks suffered a poor-shooting second quarter to fall behind 35-29 at halftime and could not recover, despite shooting 56.7 percent in the second half. The Tigers won the points-in-the-paint battle 34-28 and netted eight 3s to the Gamecocks' six.

South Carolina's results vs. Missouri since the arrival of head coach Dawn Staley:

Date	W/L	Score	Site	Rank (SC/MU)
1/7/18	L	74-83	A	4/15
2/19/17	L	60-62	A	6/-
1/10/16	W	83-58	H	2/20
1/15/15	W	60-49	A	1/-
2/2/14	W	78-62	H	7/-
2/28/13	L	58-65	A	14/-

### Holding Home Court

The Gamecocks are 431-156 all-time on their home court, including a 188-62 mark in Colonial Life Arena. South Carolina is 124-28 at home during the Dawn Staley era and has lost just three times in its last 77 home games, including undefeated home seasons in 2013-14 and 2014-15. The Gamecocks have won 36 of their last 38 SEC regular-season home games dating back to the 2012-13 season.

### Ranked Readings

With a 3-3 mark this season, South Carolina is 53-48 against nationally ranked opponents under head coach Dawn Staley, although that record is skewed by the early seasons of her tenure as the Gamecocks are 38-9 versus

ranked foes since the start of the 2014-15 campaign. South Carolina is 17-6 against top-10 opponents during that time.

### SEC Stories

Head coach Dawn Staley has built the Gamecocks into a consistent SEC contender with four straight regular-season titles, shirking decades of difficulty in the nation's best women's basketball conference.

In her 10th SEC season at the helm, Staley boasts a 103-47 (.687) conference regular-season record and has finished outside the league's top five just twice – an unprecedented achievement for a program that had finished INSIDE the top five only two times in the previous 17 seasons. Staley's 103 wins include six seasons of double-digit league victories – 10 in 2012; 11 in 2013; an SEC-best 14 in 2014, 15 in 2015 and 16 in 2016; and 14 in 2017 – and account for 61.7 percent of the program's all-time 167 league wins.

Staley's SEC regular-season record includes a 55-20 (.733) mark at home and a 48-27 (.640) slate on the road.

### Staying Power

South Carolina head coach Dawn Staley is in her 10th season at the helm after guiding the Gamecocks into the postseason seven times in her first nine seasons in Columbia, including the 2017 National Championship and five other Sweet 16 berths.

With a .715 (410-163) winning percentage over her 18 seasons as a head coach, Staley is 23rd among active NCAA Div. I head coaches with at least 10 years of experience and is the best among SEC head coaches.

Staley is the third-longest tenured coach currently in the SEC, and her 10.8 league wins per season is best among the group. During the Gamecocks' current four-year run as SEC champion, the program averaged 14.8 conference wins per season.

With her 100th SEC regular-season victory coming against Auburn on Jan. 11, 2018, Staley became the eighth head coach all-time to record at least 100 such wins with one school.

### Rankings Review

South Carolina is ranked ninth in this week's Associated Press Poll, making it 104th consecutive entry for the Gamecocks in the poll – the fifth-longest active streak in the nation.

The Gamecocks have spent 80 straight weeks in the nation's top 10 and are one of just three teams to have stayed among the nation's top 10 every week since the start of the 2014-15 season. In the 69 polls since the start

## Gamecocks in the Rankings

(Through games of 1/25)

Team	SEC	NCAA	Actual	Tyasha Harris	SEC	NCAA	Actual
Scoring Offense	2	17	82.5	Assists Per Game	1	10	6.9
Scoring Defense	7	80	60.4	Steals Per Game	3	50	2.7
Scoring Margin	2	6	+22.1	Assist-to-TO Ratio	2	13	2.9
Field Goal Percentage	1	3	.501	<b>Alexis Jennings</b>	SEC	NCAA	Actual
Field Goal %age Def.	4	31	.364	Points Per Game	20	—	13.4
3-Point FG %age	6	101	.337	Rebounds Per Game	14	204	7.6
3-Point FG %age Def.	13	304	.343	Field Goal Percentage	1	4	.656
3-Point FG Made/Gm.	9	252	5.1	<b>A'ja Wilson</b>	SEC	NCAA	Actual
Free Throw Percentage	11	238	.673	Points Per Game	1	5	23.6
Rebounding Offense	5	62	40.8	Rebounds Per Game	3	15	11.0
Rebounding Defense	3	—	32.2	Field Goal Percentage	6	24	.585
Rebounding Margin	3	23	+8.6	Blocked Shots Per Game	1	4	3.6
Assists Per Game	4	40	16.6	Off. Rebounds Per Game	8	—	3.2
Steals Per Game	5	109	8.8	Double-Doubles	2	5	13.0
Turnover Margin	4	61	+3.3				
Turnovers Per Game	—	33	12.6				
Assist-to-Turnover Ratio	2	21	1.3				
Blocked Shots Per Game	2	11	6.4				
Home Attendance Avg.	1	1	12,939				





# A'JA WILSON

6-5 • Senior • F • Hopkins, S.C.

**Career averages » 16.8 PPG, 8.2 RPG, 2.6 BPG**

## HONOR ROLL

- USA Basketball National Team Pool
- Preseason National Player of the Year (espnW)
- Two-Time Consensus First-Team All-American
- Two-Time National Player of the Year Finalist
- Two-Time SEC Player of the Year
- Three-Time First-Team All-SEC
- 2017 NCAA Final Four MOP; SEC Tourn. MVP

## BY THE NUMBERS

- 1 »** player who ranks among nation's top 30 in scoring, rebounding and blocked shot average
- 2nd »** player in school history with 2,000 points and 1,000 rebounds
- 11 »** games of at least 25 points this season
- 15 »** career outings with at least five blocks
- 17.3 »** points per game against ranked foes (career)
- 37 »** career 20-point games
- 63 »** times as the team's top scorer (career)
- 107 »** double-figure outings in 123 career games
- 322 »** career blocked shots (school record)

## WHAT THEY'RE SAYING

"We had a game plan to slow A'ja Wilson down, and she has 27 (points), 13 (rebounds) and seven (blocks). It's just so hard, because she has really improved her game. She's grown to where you can't just do one thing against her. She's just that good." - *Mike Neighbors, Arkansas Head Coach*

"A'ja Wilson is going to be a beast. When I first saw her, I was actually taken aback by her size; I didn't realize she was going to be that tall. Then, immediately I noticed how agile she was, her ability to move at that size." - *Sue Bird, Guard, Seattle Storm and USA Basketball*

"I see a tremendous player who has developed into somebody who is really special. She's reading the defense a lot quicker. She's very complete. I don't think there's another player in the country like her from a collegiate or pro standpoint. Her ability to dribble the basketball, consistently make outside shots, rebound the basketball on both sides of the court." - *Dawn Staley, South Carolina Head Coach*

of the 2014-15 season, South Carolina has spent 59 in the top five, trailing UConn's 69 such weeks and leading Notre Dame's 57 top-five entries.

### Tough Road Ahead

South Carolina's 2017-18 schedule includes 10 games against teams ranked in this week's Associated Press and/or USA Today Coaches Poll. Seven of those games are already behind the Gamecocks, who went 3-3 in the outings.

Still up for the Gamecocks are rematches with #11/11 Missouri and #10/10 Tennessee as well as games against #1/1 UConn, at #2/2 Mississippi State and at #21/20 Georgia.

### All-Around A'ja

Few players in the country are as versatile as South Carolina senior forward A'ja Wilson. Averaging 23.6 points, 11.0 rebounds and 3.6 blocks, she ranks fifth, 15th and fourth in the nation in those categories, respectively, making her the only player in the nation to be in the top 20 of all three categories.

Only seven players in the nation are among the top 50 in both scoring and rebounding with only Megan Gustafson, Iowa (23.9 ppg, 4th/12.4 rpg, 8th) out ranking Wilson in both categories.

Reading defenses more quickly than before, Wilson has also responded to her head coach's challenge to expand her skill set, improving her ball-handling to allow her to rebound and immediately start the fast break and even run the offense from the point guard position at times and developing consistency on her outside shot, of which she has hit 5-of-10 from 3-point range. The growth in her game helps both the Gamecocks, as opponents will have a more difficult time locating her for double-teaming, and Wilson's preparedness for the next step in her basketball career.

### January Juice

Sophomore point guard Tyasha Harris has had a brilliant 2018 so far, amassing three of her six double-doubles in the first month of the New Year while averaging 13.3 points per game on 45.3 percent field goal shooting.

Looking around the county at other guards tallying points-assists double-doubles, Harris rises to the top of the group. On the season, her six such double-doubles are fourth-most in the nation. Since the turn of the New Year, she ties Ball State's Carmen Grande with three points-assists double-doubles so far. Grande's four such games in MAC play are one better than Harris' three in SEC action. No other player in the nation has multiple points-

assists double-doubles in league games.

### Heart of a Champion

Among A'ja Wilson's 18 games played this season are seven in which the margin was under 10 in the fourth quarter – at #15/13 Maryland (Nov. 13), vs. Rutgers (Nov. 24), vs. #6/6 Notre Dame (Nov. 26), #22/21 Texas A&M (Dec. 31), at Ole Miss (Jan. 4), at #15/15 Missouri (Jan. 8) and Auburn (Jan. 11). In those games, fans saw the senior forward step up to show why she impacts the game more than any player in the nation.

In the fourth quarter of those seven games, Wilson averaged 9.3 points on 63.2 percent shooting to go with 2.7 rebounding, 1.3 block and 1.0 assist averages.

A closer look at Wilson's numbers in the fourth quarters of those tight games:

Opp.	Margin	Pts	Rebs	Blks	Mins
at #15/13 Md. (W)	+19	6	5	2	10
vs. Rutgers (W)	+7	13	2	1	10
vs. #6/6 ND (L)	-11	18	1	1	10
#22/21 TX A&M (W)	-8	10	4	2	9
at Ole Miss (W)	+9	7	4	1	8
at Mizzou (L)	-9	4	0	0	5
Auburn (W)	+8	7	3	2	9

As Texas A&M head coach Gary Blair said after the Gamecocks rallied to defeat the Aggies, "Give Miss Wilson a little bit of credit for wanting the ball at the end ... You just saw the best player in the country."

### Quarter Breakdown

Through 20 games this season, South Carolina has out-scored its opponent in all but 19 quarters and has out-paced its opponent by double digits 38 times in the 80 quarters, including a season-high differential of 22 points (27-5) in the first quarter against Alabama State (Nov. 10).

South Carolina has shot at least 50.0 percent from the field 45 times in its 80 quarters of action, led by a its 81.8 (9-of-11) percent accuracy in the third quarter at Kentucky (Jan. 21).

Defensively, South Carolina has held an opponent to single digits in a quarter 16 times this season with five of those quarters resulting in five or fewer points, including a program-record low of three points by Savannah State (Dec. 17) in the third quarter. An opponent has shot to 20.0 percent or less from the field in 16 quarters, including a program-record low of 5.6 percent by College of Charleston (Dec. 5) in the second quarter.

Individually, A'ja Wilson leads the Gamecocks with 11 double-digit scoring quarters and has the highest-scoring quarter this season with 18 points in the fourth against #6/6 Notre Dame (Nov. 26). Alexis Jennings has three double-digit quarters, and Tyasha Harris and

## 2017-18 Double-Doubles

### Tyasha Harris (6)

11/30	Western Carolina	10 pts/10 assts
12/17	Savannah State	14 pts/12 assts
12/21	at Temple	13 pts/11 assts
1/7	at Missouri	14 pts/10 assts
1/11	Auburn	12 pts/11 assts
1/21	at Kentucky	12 pts/13 rebs

### Alexis Jennings (5)

11/13	at Maryland	11 pts/13 rebs
12/3	Duke	21 pts/10 rebs
12/17	Savannah State	10 pts/13 rebs
1/18	at Vanderbilt	27 pts/13 rebs
1/25	Arkansas	22 pts/10 rebs

### A'ja Wilson (12)

11/10	Alabama State	16 pts/10 rebs
11/13	at Maryland	32 pts/12 rebs
11/16	at Clemson	19 pts/11 rebs
11/19	Wofford	16 pts/13 rebs
11/24	vs. Rutgers	33 pts/10 rebs
11/24	vs. St. John's	17 pts/17 rebs
12/3	Duke	18 pts/11 rebs
12/5	College of Charleston	26 pts/15 rebs
12/21	at Temple	28 pts/12 rebs
12/31	Texas A&M	25 pts/15 rebs
1/4	at Ole Miss	25 pts/15 rebs
1/11	Auburn	19 pts/11 rebs
1/25	Arkansas	27 pts/13 rebs

Lindsey Spann each have one.

Here's a more detailed look at the quarter-by-quarter production for the Gamecocks this season:

Qtr.	SC/Opp Avg. Pts	SC/Opp FG%	Avg. Pts. Margin
1	22.2/12.3	.513/.316	+10.0
2	18.6/12.8	.468/.311	+5.8
3	21.5/18.4	.516/.436	+3.1
4	20.2/17.0	.502/.391	+3.3

### Location, Location, Location

The Gamecock frontcourt simply reloaded this season, and South Carolina averages 42.4 points in the paint this season, making up 51.4 percent of its offense. In fact, 68.5 percent of the team's made field goals this season have come in the paint.

The Gamecocks are out-pacing their opponents in that space by 16.8 points per game, and their interior advantage has been at least 20 points six times, including

## Record Book Watch

### Career Points

	Gms	Pts
1. Sheila Foster (1979-82)	134	2266
2. Shannon Johnson (1993-96)	109	2230
3. A'ja Wilson (2015-present)	123	2066
4. Brantley Southers (1982-86)	120	1982
5. Jocelyn Penn (1999-2003)	117	1939

### Career 20-Point Games

	Gms
1. Shannon Johnson (1993-96)	57
2. Brantley Southers (1982-86)	41
Sheila Foster (1979-82)	41
4. A'ja Wilson (2015-present)	37
5. Jocelyn Penn (1999-2003)	35

### Career SEC Points

	Gms	Pts
1. A'ja Wilson (2015-present)	52	863
2. Tiffany Mitchell (2013-16)	64	862
3. Shannon Johnson (1993-96)	44	836
4. Jocelyn Penn (1999-2003)	55	807

### Career Rebounds

	Gms	Rebs
1. Sheila Foster (1979-82)	134	1427
2. Alaina Coates (2014-17)	133	1230
3. Marsha Williams (1990-93)	116	1026
4. A'ja Wilson (2015-present)	123	1002
5. Aleighsa Welch (2012-15)	137	956

### Career SEC Rebounds

	Gms	Rebs
1. Alaina Coates (2014-17)	62	599
2. A'ja Wilson (2015-present)	52	442
3. Aleighsa Welch (2012-15)	62	430

### Career Double-Doubles

	Gms	DD
1. Sheila Foster (1979-82)	134	72
2. Alaina Coates (2014-17)	133	57
3. Marsha Williams (1990-93)	116	44
4. A'ja Wilson (2015-present)	123	43
5. Denise Nanney (1975-77)	78	42

### Career Blocked Shots

	Gms	Blks
1. A'ja Wilson (2015-present)	123	322
2. Alaina Coates (2014-17)	133	210
3. Lakesha Tolliver (2004-07)	112	177

### Free Throws Made

	Gms	FTM
1. A'ja Wilson (2015-present)	123	512
2. Shannon Johnson (1993-96)	109	478
3. Martha Parker (1986-89)	124	473

### Free Throw Attempts

	Gms	FTA
1. A'ja Wilson (2015-present)	123	727
2. Shannon Johnson (1993-96)	109	679
3. Martha Parker (1986-89)	124	641

twice with a season-high 48 – against Alabama State (Nov. 10) and Western Carolina (Nov. 30). Only three opponents have out-scored South Carolina in the paint this season – #6/6 Notre Dame (Nov. 26) 58-42, #15/15 Missouri (Jan. 7) 28-34 and #6/6 Tennessee (Jan. 14) 36-44 – which are also the Gamecocks' only losses this season.

South Carolina's starting frontcourt – whatever the combination has been (Jennings/Wilson, Jennings/Herbert Harrigan or Jennings/Grissett) has accounted for 43.6 percent of the Gamecocks' scoring this season, averaging a combined 36.0 points per game.

### Blocking Scheme

South Carolina ranks 11th in the nation with 6.4 blocked shots per game, which is second in the SEC. While the Gamecocks have been atop this category over the last few seasons, the formula this season is slightly different.

Instead of being dominated by two Gamecocks, nine

different members of the team have recorded at least one blocked shot this season with three logging double-digit blocks.

Senior forward A'ja Wilson ranking fourth in the nation with an SEC-best 3.6 blocks per game. She has five games of five or more blocks, including a season-high eight at Temple (Dec. 21) and her SEC-season high of seven against Arkansas (Jan. 25).

Behind Wilson, sophomore Mikiah Herbert Harrigan is 11th in the league at 1.059 blocks per game, and junior Alexis Jennings is 12th at 1.05 per outing.

### Double Dish

Preseason All-SEC Second-Team selection Tyasha Harris has heeded her head coach's challenge to expand her game not that "the novelty has worn off," and the sophomore has recorded six double-doubles this season to set the school record for points-assists double-doubles.

Harris has picked up her scoring this season, ranking third on the team with 11.3 points per game on 45.5

## Games Led Team In...

(Tied for team lead in each category included)

Scoring	2017-18	Career	Record
A'ja Wilson	13	63	57-6
Alexis Jennings	3	3	3-0
M. Herbert Harrigan	1	1	1-0
Tyasha Harris	2	2	0-2
Bianca Jackson	1	1	0-1
Lindsey Spann	1	1	1-0

Rebounding	2017-18	Career	Record
A'ja Wilson	15	52	48-4
Alexis Jennings	3	3	3-0
Tyasha Harris	1	1	1-0
LeLe Grissett	1	1	0-1
LaDazhia Williams	1	1	1-0
Doniyah Cliney	0	3	3-0
M. Herbert Harrigan	0	1	1-0

Assists	2017-18	Career	Record
Tyasha Harris	17	33	29-4
Doniyah Cliney	2	4	4-0
A'ja Wilson	1	6	5-1
Bianca Jackson	1	1	1-0
Lindsey Spann	1	1	1-0
M. Herbert Harrigan	0	1	1-0

## Miscellaneous Stats

30+ Points	2017-18	Career	Record
A'ja Wilson	3	3	2-1

20+ Points	2017-18	Career	Record
A'ja Wilson	11	37	34-3
Alexis Jennings	4	4	4-0
Tyasha Harris	2	2	1-1
LeLe Grissett	1	1	1-0
M. Herbert Harrigan	1	1	1-0
Lindsey Spann	1	1	1-0

10+ Points	2017-18	Career	Record
A'ja Wilson	18	107	97-10
Alexis Jennings	15	15	12-3
Tyasha Harris	12	18	16-2
Lindsey Spann	8	8	6-2
Doniyah Cliney	7	9	8-1
M. Herbert Harrigan	5	11	10-1
LeLe Grissett	4	4	3-1
Bianca Jackson	3	3	2-1
Victoria Patrick	1	1	1-0
LaDazhia Williams	1	1	1-0

10+ Rebounds	2017-18	Career	Record
A'ja Wilson	13	44	42-2
Alexis Jennings	5	5	5-0
Bianca Jackson	1	1	1-0
M. Herbert Harrigan	0	1	1-0

Double-Doubles	2017-18	Career	Record
A'ja Wilson	13	43	41-2
Tyasha Harris	6	6	5-1
Alexis Jennings	5	5	5-0

5+ Assists	2017-18	Career	Record
Tyasha Harris	13	24	21-3
Doniyah Cliney	2	4	4-0
A'ja Wilson	1	2	1-1
Bianca Jackson	1	1	1-0
Lindsey Spann	1	1	1-0
Bianca Cuevas-Moore	0	9	9-0

5+ Steals	2017-18	Career	Record
Tyasha Harris	3	3	3-0
Doniyah Cliney	1	1	1-0
A'ja Wilson	0	1	1-0

5+ Blocks	2017-18	Career	Record
A'ja Wilson	5	15	14-1

## 2017-18 Scoring Differentials

**Largest lead in a win**..... by 68 (97-29), 4th-3:10, Alabama State, 11/10  
**Largest deficit overcome to win**..... by 11 (36-44), 3rd-2:47, Texas A&M, 12/31/17  
**Largest lead given up in a loss**..... by 12 (30-18), 2nd-8:53, vs. Notre Dame, 11/26  
**Largest deficit in a loss**..... by 19 (61-80), 4th-6:34, vs. Notre Dame, 11/26

## Team Specialty Stats

South Carolina-Opponent

	Pts. in Paint	Pts. Off TOs	2nd Chance Pts	Fast Break Pts
11/10 Ala. St.	56-8	46-9	28-8	27-6
11/13 at MD	38-28	16-9	19-13	16-5
11/16 at Clem.	32-14	21-5	11-1	4-2
11/19 Wofford	50-16	13-13	18-4	26-0
11/24 vs. RU	36-28	13-13	9-11	14-15
11/25 vs. SJU	36-24	13-11	2-8	4-4
11/26 vs. ND	42-58	13-20	13-19	10-8
11/30 WCU	66-18	33-2	18-4	20-12
12/3 Duke	54-32	19-9	17-8	10-8
12/5 CofC	42-12	23-14	11-6	17-7
12/17 Sav.St.	50-16	36-2	16-9	24-2
12/21 at TU	34-18	12-4	12-24	16-10
12/31 TAM	36-28	5-13	8-14	12-17
1/4 at Miss.	40-22	17-5	19-7	10-2
1/7 at Mizz.	28-34	18-11	7-10	8-5
1/11 Aub.	30-28	17-20	11-10	16-6
1/14 Tenn.	36-44	19-17	15-15	10-12
1/18 at Vandy	56-28	11-12	13-15	10-2
1/21 at Ky.	42-28	15-23	7-17	8-8
1/25 Ark.	44-28	15-9	28-9	6-9
1/28 Mizz.				
2/1 UConn				
2/5 at MSU				
2/8 at Ala.				
2/11 Fla.				
2/15 at Ga.				
2/18 Ky.				
2/22 LSU				
2/25 at Tenn.				
Season Avg.	424-25.6	18.8-11.1	14.1-10.6	13.4-7.0
SEC Avg.	39.0-30.0	14.6-13.8	13.5-12.1	10.0-7.6

## Starters vs. Bench Points

	SC Starters	Opp. Starters	SC Bench	Opp. Bench
11/10 Ala. St.	63	15	36	16
11/13 at MD	85	67	9	19
11/16 at Clem.	47	14	19	22
11/19 Wofford	64	54	30	6
11/24 vs. RU	73	31	5	37
11/25 vs. SJU	60	46	16	12
11/26 vs. ND	75	73	10	19
11/30 WCU	74	21	27	22
12/3 Duke	57	44	15	8
12/5 CofC	53	30	16	13
12/17 Sav.St.	53	28	46	10
12/21 at TU	78	51	9	9
12/31 TAM	58	59	3	0
1/4 at Miss.	69	54	19	8
1/7 at Mizz.	46	66	28	17
1/11 Aub.	52	47	19	16
1/14 Tenn.	58	68	12	18
1/18 at Vandy	88	40	7	42
1/21 at Ky.	47	51	34	13
1/25 Ark.	77	27	13	15
1/28 Mizz.				
2/1 UConn				
2/5 at MSU				
2/8 at Ala.				
2/11 Fla.				
2/15 at Ga.				
2/18 Ky.				
2/22 LSU				
2/25 at Tenn.				
Season Avg.	63.9	44.3	18.6	16.1
SEC Avg.	61.9	51.5	16.9	16.1



percent shooting. She has netted double figures in nine of the last 10 games, including posting 13.0 points per SEC contest, during which she is shooting 47.6 percent.

Meanwhile, Harris continues to show great court vision and command of the offense, ranking 10th in the nation with an SEC-best 6.9 assists per game – a number that rises to 7.5 in league play. Her 2.9 assist-to-turnover ratio is 13th in the nation.

Defensively, Harris has become a menace as well with 2.7 steals per game to rank third in the SEC. She has seven games of four or more steals, including a season-high six against Western Carolina (Nov. 30) and Savannah State (Dec. 17).

Harris' six double-doubles puts her among just three Gamecocks in the SEC era to record multiple points-assists double-doubles. Cristina Ciocan leads the group with nine in her career (4 in 2002-03, 5 in 2003-04) with Shaunzinski Gortman joining the trio with two in 1999-2000.

### Just Jennings

Junior transfer Alexis Jennings has strengthened the Gamecocks' frontcourt, providing a steady, physical presence in the lane. After averaging 8.9 points and 5.4 rebounds in her two seasons at Kentucky, the powerful post has elevated her play this season, posting 13.4 points and 7.6 rebounds per game to rank second on the team and among the SEC's top 25 in both categories.

Jennings is fourth in the nation and tops in the SEC in field goal percentage (.656). She is 14th in the league in rebounding and 20th in scoring. Both her scoring and rebounding have been on full display versus ranked opponents, against which she averages 12.3 points and 7.3 rebounds. Two of her four double-doubles so far this

season have come against top-15 foes in #15/13 Maryland (Nov. 13, 12 pts/13 rebs) and #14/16 Duke (Dec. 3, 21 pts/10 rebs).

Jennings has 11 other double-figure scoring games this season, including three 20-point outings – 25 vs. St. John's (Nov. 25), 27 at Vanderbilt (Jan. 18) and 22 against Arkansas (Jan. 25).

### Getting Some Le-way

Freshman forward LeLe Grissett spent the semester break putting in extra time in the gym, especially with assistant coach Fred Chmiel. The work began paying off just when the Gamecocks needed it most due to injuries, as the athletic, energetic newcomer thrived in the two games A'ja Wilson missed with her ankle injury.

In the last five games, Grissett averaged 8.2 points on 61.5 percent shooting along with 6.6 rebounds per game. That stretch includes a season-best 29 minutes against #6/6 Tennessee (Jan. 14) and starts at Vanderbilt (Jan. 18) and Kentucky (Jan. 21). She posted double figures in both games that Wilson missed, including a 22-point performance at Vanderbilt on 11-of-12 shooting.

### Steady Start

The daughter of two NCAA Div. I basketball coaches, freshman guard Bianca Jackson has shown all the poise and development attributed to such progeny, even while thrust into the starting lineup just eight games into her college career due to injuries to seniors Bianca Cuevas-Moore and Lindsey Spann.

Jackson earned that temporary starting job and her 27.0 minutes per game because of her ability to deliver solid play and contribute what the team needs when it is needed. She opened her career against her mother's team,

## AP Top 25

(Jan. 22)

1.	Connecticut	18-0
2.	Mississippi State	20-0
3.	Baylor	17-1
4.	Louisville	20-1
5.	Notre Dame	18-2
6.	Texas	15-3
7.	Oregon	18-3
8.	Florida State	18-2
9.	<b>South Carolina</b>	<b>16-3</b>
10.	Tennessee	16-3
11.	Missouri	17-2
12.	Ohio State	16-3
13.	UCLA	15-4
14.	Maryland	16-3
15.	Texas A&M	15-5
16.	Michigan	17-4
17.	Oregon State	14-5
18.	Duke	15-5
19.	Oklahoma State	14-4
20.	West Virginia	16-4
21.	Georgia	17-2
22.	Green Bay	17-2
23.	California	14-5
24.	TCU	13-5
25.	Arizona State	14-6

## USA Today Coaches Top 25

(Jan. 23)

1.	Connecticut	18-0
2.	Mississippi State	20-0
3.	Baylor	17-1
4.	Louisville	20-1
5.	Notre Dame	18-2
6.	Texas	15-3
7.	<b>South Carolina</b>	<b>16-3</b>
8.	Florida State	18-2
9.	Oregon	18-3
10.	Tennessee	16-3
11.	Missouri	17-2
12.	UCLA	15-4
13.	Maryland	16-3
14.	Ohio State	16-3
15.	Texas A&M	15-5
16.	Michigan	17-4
17.	Oregon State	14-5
18.	Duke	15-5
19.	West Virginia	16-4
20.	Georgia	17-2
21.	Green Bay	17-2
22.	Oklahoma State	14-4
23.	South Florida	15-5
24.	TCU	13-5
25.	Iowa	15-5

## 2017-18 Awards

### Bianca Cuevas-Moore

Nancy Lieberman Award Watch List

### Tyasha Harris

All-SEC Second Team (Coaches)

### Alexis Jennings

Gulf Coast Showcase All-Tournament Team

### A'ja Wilson

Rated No. 1 player in the nation by espnW

USA Basketball National Team Pool

Wooden Award Midseason 25

Lisa Leslie Award Watch List

Wade Watch List

Citizen Naismith Trophy Preseason Watch List

SEC Player of the Week (11/14)

SEC Player of the Week (11/28)

Gulf Coast Showcase All-Tournament Team

Preseason National Player of the Year (espnW)

Preseason All-America First Team (AP, SI, espnW)

Preseason SEC Player of the Year (Media, Coaches)

Preseason All-SEC First Team (Media, Coaches)

## Gamecocks Coming Soon!

Head coach Dawn Staley signed two espnW top-50 recruits in the early signing period.

### Destanni Henderson

Lehigh Acres, Fla./Fort Myers HS • Guard • 5-8

Top ranked point guard in 2018 class ... No. 9 overall recruit ... McDonald's All-America selection ... Two-time *News-Press* Fort Myers Player of the Year (2016, 2017) ... Two-time FABC All-State selection ... Helped team to back-to-back state championships ... Florida Dairy Farmers Miss Basketball (2017) ... Averaged 17.7 points, 4.4 assists and 4.0 steals as a junior ... 2016 FIBA U17 World Cup bronze medal.

### Victoria Stevens

Rome, Ga./Model HS • Forward • 6-1

Ranked No. 50 in 2018 class ... Eighth-ranked forward in the class ... Three-time *Atlanta Journal-Constitution* First-Team AA All-State selection ... GACA Class 2A-North Player of the Year ... Averaged 25.0 points, 13.5 rebounds and 4.5 blocks as a junior.

## Gamecocks in 2017-18 National Polls

Poll	Pre	11/13	11/20	11/27	12/4	12/11	12/18	12/25	1/1	1/8	1/15	1/22	1/29	2/5	2/12	2/19	2/26	3/5	3/12	Final
Associated Press	4	4	3	5	5	4	4	4	4	9	10	9								
Coaches	2		2	6	6	5	5	5	5	8	10	7								

Alabama State, with eight points, six rebounds, three assists and two blocks. Jackson was steady in a hostile environment at #15/13 Maryland (Nov. 13) and handed out seven assists in the rivalry game at Clemson (Nov. 16). In her first career start, she was equally balanced with seven points, four rebounds and three assists against just one turnover. Against #14/16 Duke (Dec. 3), she embraced the role of stopper against the Blue Devils' high-scoring 3-point shooter Rebecca Greenwell, limiting her to just eight points and 0-of-2 from the 3-point line. Against College of Charleston (Dec. 5), she pulled down 10 rebounds.

The Montgomery, Ala., native averages 6.6 points, 2.0 assists and 1.1 steals with three double-digit scoring games, including two in SEC action, and six games of three or more assists.

### This is 30

With a career-high 34 points against No. 6/6 Notre Dame (Nov. 26) following a 32-point outing at No. 15/13 Maryland (Nov. 13), A'ja Wilson became the first Gamecock to record three 30-point games against nationally ranked opponents. The most recent outing against the Fighting Irish broker her tie with Shannon

Johnson, who is the only other Gamecock to record more than one such game against ranked opponents.

With just 10 such games in program history, Wilson and Kaela Davis each recorded one last season, the first new additions to the list since Feb. 15, 2006. Those two games along with Wilson's first entry this season are the only road games on the list. Davis' 37-point showing at No. 7/6 Ohio State is the highest-scoring game against a ranked opponent in program history.

Here's a list of the Gamecocks' individual 30-point games against a ranked opponent:

Pts.	Player	Opp.	Date
37	K. Davis	at #7/6 Ohio St.	11/14/16
35	S. Johnson	#5 Tennessee	2/15/96
34	A. Wilson	vs. #6/6 Notre Dame	11/26/17
34	B. Hunt	#18 Southern Miss	1/29/90
32	A. Wilson	at #15 Maryland	11/13/17
32	S. Johnson	#2 Tennessee	2/8/94
32	Ma. Williams	#22 Florida St.	2/4/91
32	K. Anderson	vs. #14 Memphis	3/4/78
31	A. Wilson	at #14/15 Texas	12/1/16
30	B. Southers	#19 Clemson	12/3/83

### USA Basketball

At least one Gamecock has donned the red, white and blue for USA Basketball in each of the last four summers, and the group has helped six U.S. teams to gold medals. The streak will continue at least the next four years as head coach Dawn Staley was named the Senior National Team head coach for 2017-20.

Current Gamecocks how have contributed to that medal count are current National Team Pool player A'ja Wilson, who has gold medals with the 2013 and 2015 U19 World Cup teams and the 2014 U18 Americas Cup squad; and Alexis Jennings, who picked up bronze in the 2016 FIBA 3x3 World Cup.

### Great Gamecock Fans

With over 10,000 season-ticket holders for the third-straight season, South Carolina continues to lead the nation in average attendance at 12,950 and is the only program drawing at least 10,000 fans per game.

The Gamecocks have posted the highest average attendance in the nation at the end of the last three seasons, averaging at least 12,000 fans in each of those seasons, during which they boast two sellouts of 18,000-seat Colonial Life Arena.

### 2017-18 Roster

No.	Name	Pos.	Ht.	Yr.	Hometown/Last School
0	Victoria Patrick	G	5-8	So.	Orlando, Fla./Edgewater
1	Bianca Cuevas-Moore	G	5-6	Sr.	Bronx, N.Y./Nazareth Regional
2	Te'a Cooper#	G	5-8	R-Sr.	Powder Springs, Ga./Tennessee
4	Donyiah Cliney	G	6-0	Jr.	Newark, N.J./Malcolm X Shabazz
10	Bianca Jackson	G	5-10	Fr.	Montgomery, Ala./Brewbaker Tech Magnet
11	Lindsey Spann	G	5-6	Sr.	Laurel, Md./Penn State
21	Mikiah Herbert Harrigan	F	6-2	So.	Pembroke Pines, Fla./Flanagan
22	A'ja Wilson	F	6-5	Sr.	Hopkins, S.C./Heathwood Hall
23	LaDazhia Williams	F	6-2	Fr.	Bradenton, Fla./Lakewood Ranch
24	LeLe Grissett	F	6-0	Fr.	Durham, N.C./Hillside
35	Alexis Jennings	F	6-2	R-Jr.	Madison, Ala./Kentucky
52	Tyasha Harris	G	5-10	So.	Noblesville, Ind./Heritage Christian

# indicates will sit out 2017-18 due to NCAA transfer rules

**Head Coach:** Dawn Staley

**Assoc. Head Coach:** Lisa Boyer; **Assistant Coaches:** Fred Chmiel, Jollette Law



### Around the SEC

(through games of 1/25)

	SEC Games			Overall		
	W	L	Pct.	W	L	Pct.
Mississippi State	7	0	1.000	21	0	1.000
Georgia	6	1	.857	18	2	.900
South Carolina	6	2	.750	17	3	.850
Missouri	5	2	.714	17	3	.850
Tennessee	5	2	.714	17	3	.850
Texas A&M	5	2	.714	16	5	.762
LSU	4	3	.571	12	6	.667
Alabama	4	4	.500	14	7	.667
Auburn	1	6	.286	11	9	.550
Florida	2	6	.250	10	11	.476
Arkansas	2	6	.250	11	10	.524
Kentucky	2	5	.286	9	11	.450
Ole Miss	1	6	.143	11	9	.550
Vanderbilt	1	6	.143	5	16	.238

### The Staley Era

In her 10th season at South Carolina, head coach Dawn Staley has guided the program to unprecedented success, leading the program to its first No. 1 ranking in both the AP and USA Today/Coaches Poll and first NCAA championship. She also delivered the first SEC regular-season and tournament championships.

#### The Staley Era (2008-09 through present)

Wins	
30-Win Seasons	3
25-Win Seasons	6
20-Win Seasons	6
Winning Seasons	8

#### National Rankings

Weeks in the AP Top 25	109
Weeks in the AP Top 10	82
Weeks in the AP Top 3	42
Weeks at AP No. 1	12

#### Postseason

NCAA Tournament Appearances	6
NCAA Sweet 16s	5
NCAA Final Fours	2
National Championships	1

#### In the SEC

Regular-Season Championships	4
Regular-Season Top 5 Finishes	7
Tournament Championships	3
Double-Digit Wins	6

#### Pre-Staley in the SEC (1991-92 through 2007-08)

Wins	
30-Win Seasons	0
25-Win Seasons	1
20-Win Seasons	2
Winning Seasons	7

#### National Rankings

Weeks in the AP Top 25	32
Weeks in the AP Top 10	6
Weeks in the AP Top 3	0
Weeks at AP No. 1	0

#### Postseason

NCAA Tournament Appearances	2
NCAA Sweet 16s	1
NCAA Final Fours	0
National Championships	0

#### In the SEC

Regular-Season Championships	0
Regular-Season Top 5 Finishes	2
Tournament Championships	0
Double-Digit Wins	1

#### Pre-Staley All-Time (1974-75 through 2007-08)

Wins	
30-Win Seasons	1
25-Win Seasons	3
20-Win Seasons	9
Winning Seasons	21

#### National Rankings

Weeks in the AP Top 25	130
Weeks in the AP Top 10	31
Weeks in the AP Top 3	6
Weeks at AP No. 1	0

#### Postseason

NCAA Tournament Appearances	8
NCAA Sweet 16s	3
NCAA Final Fours	0
National Championships	0

#### In Conference (SEC and Metro 1983-84 thru 1990-91)

Regular-Season Championships	5
Regular-Season Top 5 Finishes	10
Tournament Championships	3
Double-Digit Wins	5



## South Carolina's Record When...

	vs. Ranked	SEC	All
Record.....	3-3	6-2	17-3
Playing a ranked opponent.....	3-3	1-2	3-3
Playing at home .....	2-1	3-1	9-1
Playing on the road .....	1-1	3-1	6-1
Playing at neutral site .....	0-1	.....	2-1
Leading at half .....	3-0	6-0	17-0
Trailing at half .....	0-3	0-2	0-3
Tied at half .....	.....	.....	0-0
Playing an overtime game .....	.....	.....	0-0
0 players score in double figures .....	.....	.....	0-0
1 player scores in double figures .....	.....	.....	0-0
2 players score in double figures .....	1-0	2-0	5-0
3 players score in double figures .....	1-1	2-1	4-1
4 players score in double figures .....	1-1	.....	3-1
5 players score in double figures .....	0-1	2-1	4-1
More than 5 players in double figures.....	.....	.....	1-0
Starters out-score opponent's starters .....	2-1	4-0	15-1
Opponent's starters score equal/more .....	1-2	2-2	2-2
Bench out-scores opponent's bench .....	2-1	4-1	11-1
Opponent's bench scores equal/more.....	1-2	2-1	6-2
Shooting 50% or better .....	1-0	3-0	11-0
Shooting between 40-49% .....	2-3	3-2	6-3
Shooting between 30-39% .....	.....	.....	0-0
Shooting less than 30% .....	.....	.....	0-0
Opponent shoots 50% or better.....	0-3	1-2	1-3
Opponent shoots between 40-49% .....	1-0	.....	2-0
Opponent shoots between 30-39% .....	2-0	5-0	9-0
Opponent shoots less than 30%.....	.....	.....	5-0
Shooting better than opponent.....	3-0	6-0	17-0
Shooting worse than/equal to opponent.....	0-3	0-2	0-3
Having more FTs made than opponent.....	1-1	4-0	11-1
Having equal/less FTs made than opponent .....	2-2	2-2	6-2
Out-rebounding opponent.....	3-0	6-0	17-0
Having equal/less rebounds than opponent.....	0-3	0-2	0-3
Having fewer TOs than opponent.....	1-2	2-2	10-2
Having equal or more TOs than opponent.....	2-1	4-0	7-1
Attempting more FT than 3FG.....	3-3	6-2	16-3
Attempting equal/less FT than 3FG .....	.....	.....	1-0
Making 5 or more 3FGs.....	1-2	4-1	11-2
Making less than 5 3FGs.....	2-1	2-1	6-1
Making no 3 FGs.....	.....	.....	0-0
Attempting 15 or more 3FGs.....	1-3	2-2	8-3
Attempting less than 15 3FGs.....	2-0	4-0	9-0
No South Carolina players foul out.....	2-1	6-1	16-1
One or more SC players foul out.....	1-2	0-1	1-2
No opposing players foul out.....	1-2	5-1	11-2
One or more opposing players foul out .....	2-1	1-1	6-1

	vs. Ranked	SEC	All
Assist at least half of field goals made.....	3-1	5-0	14-1
Assist on at least 2/3 of field goals made.....	.....	2-0	3-0
Assist on less than half of field goals made.....	0-2	1-2	3-2
Scoring more pts. in paint than opponent .....	3-0	6-0	17-0
Scoring equal/less pts. in paint than opp. ....	0-3	0-2	0-3
Scoring more pts. off TOs than opponent .....	2-2	2-2	11-2
Scoring equal/less pts. off TOs than opp. ....	1-1	4-0	6-1
Scoring more 2nd-chance pts. ....	2-0	3-0	11-0
Scoring equal/less 2nd-chance pts.....	1-3	3-2	6-3
Scoring more fast break pts.....	2-2	2-1	11-2
Scoring equal/less fast break pts.....	1-1	4-1	6-1
Wearing white uniforms.....	2-1	3-0	11-1
Wearing black uniforms .....	1-2	1-2	3-2
Wearing garnet uniforms.....	.....	2-0	3-0
Playing in November.....	1-1	.....	7-1
Playing in December.....	2-0	1-0	5-0
Playing in January.....	0-2	5-2	5-2
Playing in February.....	.....	.....	0-0
Playing in March.....	.....	.....	0-0
Playing during the day.....	2-2	2-2	6-2
Playing at night.....	1-1	4-0	11-1
Playing on Sunday.....	2-3	2-2	5-3
Playing on Monday.....	1-0	.....	1-0
Playing on Tuesday.....	.....	.....	1-0
Playing on Wednesday.....	.....	.....	0-0
Playing on Thursday.....	.....	4-0	7-0
Playing on Friday .....	.....	.....	2-0
Playing on Saturday.....	.....	.....	1-0
Margin is less than 5 pts. ....	1-0	1-0	1-0
Margin is between 5-9.....	1-2	1-1	2-2
Margin is between 10-19.....	0-1	2-1	4-1
Margin is between 20-29.....	1-0	1-0	4-0
Margin is between 30-39.....	.....	.....	2-0
Margin is between 40-49.....	.....	1-0	1-0
Margin is 50 pts. or more.....	.....	.....	3-0
Having a 20-pt. scorer.....	3-2	5-1	14-2
Having a 30-pt. scorer.....	1-1	.....	2-1
Scoring 49 points or less.....	.....	.....	0-0
Scoring 50-59 points.....	.....	.....	0-0
Scoring 60-69 points.....	1-0	1-0	3-0
Scoring 70-79 points.....	1-2	1-2	4-2
Scoring 80-89 points.....	0-1	2-0	3-1
Scoring 90-99 points.....	1-0	2-0	6-0
Scoring 100 points or more.....	.....	.....	1-0
Opponent scores 49 points or less .....	.....	1-0	6-0
Opponent scores 50-59 points .....	2-0	1-0	3-0
Opponent scores 60-69 points .....	.....	3-0	6-0
Opponent scores 70-79 points .....	.....	.....	0-0
Opponent scores 80-89 points .....	1-2	1-2	2-2
Opponent scores 90-99 points .....	0-1	.....	0-1
Opponent scores 100 points or more.....	.....	.....	0-0

## 2017-18 Team High/Low

South Carolina Highs	South Carolina Lows	Category	Opponent Lows	Opponent Highs
101 vs. Western Carolina, 11/30	61 vs. Texas A&M, 12/31	<b>Points in Game</b>	31, Alabama State, 11/10	92, vs. Notre Dame, 11/26
56 vs. Savannah St. (1st), 12/17	26 vs. Rutgers (2nd), 11/24	<b>Points in a Half</b>	10, CofC (1st), 12/5	51, vs. Notre Dame (2nd), 11/26
56 vs. W. Carolina (1st), 11/30				
56 vs. Alabama State (1st), 11/10				
30 vs. Auburn (1st), 1/11	6 vs. St. John's (2nd), 11/25	<b>Points in a Quarter</b>	3, Savannah St. (3rd), 12/17	32, at Maryland (4th), 11/13
30 vs. Notre Dame (4th), 11/26				
39 vs. Savannah State, 12/17	24 vs. Texas A&M, 12/31	<b>Field Goals Made</b>	11, Alabama State, 11/10	37, vs. Notre Dame, 11/26
39 vs. Western Carolina, 11/30				
75 vs. Arkansas, 1/25	48 vs. St. John's, 11/25	<b>Field Goal Attempts</b>	48, at Missouri, 1/7	75, at Temple, 12/21
	48 vs. Rutgers, 11/24			
.667 (36-54) at Vanderbilt, 1/18	.406 (26-64) vs. Tennessee, 1/14	<b>FG Percentage</b>	.204 (11-54), Alabama St., 11/10	.564 (31-55), Tennessee, 1/14
8 at Temple, 12/21	1 vs. CofC, 12/5	<b>3-Point FG Made</b>	0, Savannah State, 12/17	9, at Vanderbilt, 1/18
8 at Maryland, 11/13	1 vs. Duke, 12/3			
22 at Maryland, 11/13	8 vs. Duke, 12/3	<b>3-Point FG Attempts</b>	6, Savannah State, 12/17	27, at Ole Miss, 1/4
			6, at Clemson, 11/16	
.545 (6-11) at Vanderbilt, 1/18	.100 (1-10) vs. CofC, 12/5	<b>3-Point FG Percentage</b>	.000 (0-6), Savannah St., 12/17	.615 (8-13), at Missouri, 1/7
24 at Maryland, 11/13	7 at Temple, 12/21	<b>Free Throws Made</b>	4, Arkansas, 1/25	25, at Maryland, 11/13
	7 vs. Duke, 12/3			
	7 at Clemson, 11/16			
33 at Maryland, 11/13	15 at Temple, 12/21	<b>Free Throw Attempts</b>	10, Arkansas, 1/25	29, at Maryland, 11/13
	15 vs. Duke, 12/3		10, Texas A&M, 12/31	
			10, Duke, 12/3	
.880 (22-25) vs. Rutgers, 11/24	.412 (7-17) at Clemson, 11/16	<b>FT Percentage</b>	.385 (5-13), W. Carolina, 11/30	.933 (14-15), Wofford, 11/19
62 vs. Arkansas, 1/25	26 at Missouri, 1/7	<b>Rebounds</b>	22, Western Carolina, 11/30	46, at Temple, 12/21
24 at Ole Miss, 1/4	4 vs. Tennessee, 1/14	<b>Assists</b>	2, Savannah State, 12/17	20, at Missouri, 1/7
21 vs. Alabama State, 11/10	1 at Vanderbilt, 1/18	<b>Steals</b>	0, at Temple, 12/21	11, CofC, 12/5
13 at Temple, 12/21	2 at Vanderbilt, 1/18	<b>Blocked Shots</b>	0, at Vanderbilt, 1/18	7, at Clemson, 11/16
			0, at Temple, 12/21	
			0, Savannah State, 12/17	
20 vs. Auburn, 1/11	5 at Ole Miss, 1/4	<b>Turnovers</b>	8, at Vanderbilt, 1/18	29, Alabama State, 11/10
26 at Missouri, 1/7	9 vs. Duke, 12/3	<b>Fouls</b>	15, at Kentucky, 1/21	29, at Maryland, 11/13

## 2017-18 Team High/Low -- SEC Games Only

South Carolina Highs	South Carolina Lows	Category	Opponent Lows	Opponent Highs
95 at Vanderbilt, 1/18	61 vs. Texas A&M, 12/31	<b>Points in Game</b>	42, Arkansas, 1/25	86, Tennessee, 1/14
53 at Ole Miss (1st), 1/4	27 vs. Texas A&M (1st), 12/31	<b>Points in a Half</b>	12, Arkansas (1st), 1/25	48, at Missouri (2nd), 1/7
30 vs. Auburn (1st), 1/11	7 vs. Texas A&M (2nd), 12/31	<b>Points in a Quarter</b>	6, Arkansas (2nd), 1/25	25, Tennessee (3rd), 1/14
			6, Arkansas (1st), 1/25	25, at Missouri (3rd), 1/7
36 at Vanderbilt, 1/18	24 vs. Texas A&M, 12/31	<b>Field Goals Made</b>	18, Arkansas, 1/25	33, at Vanderbilt, 1/18
75 vs. Arkansas, 1/25	53 at Kentucky, 1/21	<b>Field Goal Attempts</b>	48 at Missouri, 1/7	69, Texas A&M, 12/31
.667 (36-54) at Vanderbilt, 1/18	.406 (26-64) vs. Tennessee, 1/14	<b>FG Percentage</b>	.269 (18-67), Arkansas, 1/25	.564 (31-55), Tennessee, 1/14
7 at Ole Miss, 1/4	3 vs. Texas A&M, 12/31	<b>3-Point FG Made</b>	2, Arkansas, 1/25	9, at Vanderbilt, 1/18
20 vs. Arkansas, 1/25	9 vs. Texas A&M, 12/31	<b>3-Point FG Attempts</b>	11, Auburn, 1/11	27, at Ole Miss, 1/4
20 at Ole Miss, 1/4				
.545 (6-11) at Vanderbilt, 1/18	.267 (4-15) vs. Tennessee, 1/14	<b>3-Point FG Percentage</b>	.125 (2-16), Arkansas, 1/25	.615 (8-13), at Missouri, 1/7
22 vs. Arkansas, 1/25	10 vs. Texas A&M, 12/31	<b>Free Throws Made</b>	4, Arkansas, 1/25	21, at Missouri, 1/7
31 vs. Arkansas, 1/25	18 at Kentucky, 1/21	<b>Free Throw Attempts</b>	10, Arkansas, 1/25	28, Tennessee, 1/14
	18 vs. Texas A&M, 12/31		10, Texas A&M, 12/31	28, at Missouri, 1/7
.792 (19-24) at Ole Miss, 1/4	.556 (10-18) vs. Texas A&M, 12/31	<b>FT Percentage</b>	.400 (4-10), Arkansas, 1/25	.800 (16-20), Auburn, 1/11
62 vs. Arkansas, 1/25	26 at Missouri, 1/7	<b>Rebounds</b>	23, at Vanderbilt, 1/18	41, Tennessee, 1/14
24 at Ole Miss, 1/4	4 vs. Tennessee, 1/14	<b>Assists</b>	5, Arkansas, 1/25	20, at Missouri, 1/7
11 vs. Tennessee, 1/14	1 at Vanderbilt, 1/18	<b>Steals</b>	2, at Vanderbilt, 1/18	10, Auburn, 1/11
			2, at Missouri, 1/7	
9 vs. Arkansas, 1/25	2 at Vanderbilt, 1/18	<b>Blocked Shots</b>	0, at Vanderbilt, 1/18	5, Arkansas, 1/25
9 vs. Auburn, 1/11				5, Tennessee, 1/14
20 vs. Auburn, 1/11	5 at Ole Miss, 1/4	<b>Turnovers</b>	8, at Vanderbilt, 1/18	18, Tennessee, 1/14
				18, at Missouri, 1/7
26 at Missouri, 1/7	12 vs. Arkansas, 1/25	<b>Fouls</b>	15, at Kentucky, 1/21	25, Arkansas, 1/25

## 2017-18 Individual Superlatives

Category	South Carolina	Opponent
<b>Points in Game</b>	34 by A'ja Wilson vs. Notre Dame, 11/26	36 by Chennedy Carter, Texas A&M, 12/31
<b>Points in a Half</b>	29 by A'ja Wilson vs. Notre Dame, 11/26	27 by Kaila Charles, at Maryland (2nd), 11/13
<b>Points in a Quarter</b>	18 by A'ja Wilson vs. Notre Dame (4th), 11/26	19 by Chennedy Carter, Texas A&M (3rd), 12/31 19 by Kaila Charles, at Maryland (4th), 11/13
<b>Field Goals Made</b>	13 by A'ja Wilson Western Carolina, 11/30	15 by Chennedy Carter, Texas A&M, 12/31
<b>Field Goal Attempts</b>	21 by Tyasha Harris vs. Tennessee, 1/14	37 by Chennedy Carter, Texas A&M, 12/31
<b>FG Percentage</b>	1.000 (9-9) by Alexis Jennings vs. Arkansas, 1/25	.900 (9-10) by Sophie Cunningham, at Missouri, 1/7
<b>3-Point FG Made</b>	6 by Lindsey Spann at Clemson, 11/16	4 by Madinah Muhammad, at Ole Miss, 1/4 4 by Chennedy Carter, Texas A&M, 12/31 4 by Da'Ja Green, Wofford, 11/19 4 by Blair Watson, at Maryland, 11/13
<b>3-Point FG Attempts</b>	11 by Lindsey Spann vs. Notre Dame, 11/26	11 by Shelby Gibson, at Ole Miss, 1/4
<b>3-Point FG Percentage</b>	.857 (6-7) by Lindsey Spann at Clemson, 11/16	.750 (3-4) by Amber Smith, at Missouri, 1/7
<b>Free Throws Made</b>	15 by A'ja Wilson vs. Rutgers, 11/24	14 by Kaila Charles, at Maryland, 11/13
<b>Free Throw Attempts</b>	18 by A'ja Wilson at Maryland, 11/13	15 by Kaila Charles, at Maryland, 11/13
<b>FT Percentage</b>	1.000 (7-7) by M. Herbert Harrigan vs. Savannah St., 12/17 1.000 (7-7) by Tyasha Harris at Maryland, 11/13	1.000 (4-4) by Kaylee Allen, Savannah State, 12/17 1.000 (4-4) by Alisha Kebbe, vs. St. John's, 11/25 1.000 (4-4) by Chloe Wanink, Wofford, 11/19 1.000 (4-4) by Kristen Confroy, at Maryland, 11/13
<b>Rebounds</b>	17 by A'ja Wilson vs. St. John's, 11/25	16 by Anriel Howard, Texas A&M, 12/31
<b>Assists</b>	13 by Tyasha Harris at Kentucky, 1/21	10 by Tiana England, vs. St. John's, 11/25
<b>Steals</b>	6 by Tyasha Harris vs. Savannah State, 12/17 6 by Tyasha Harris vs. Western Carolina, 11/30	5 by Darien Huff, CoFC, 12/5
<b>Blocked Shots</b>	8 by A'ja Wilson at Temple, 12/21	4 by Brianna Fraser, at Maryland, 11/13
<b>Turnovers</b>	6 by Tyasha Harris vs. Auburn, 1/11	9 by Kaylee Allen, Savannah State, 12/17

## 2017-18 Individual Superlatives -- SEC Games Only

Category	South Carolina	Opponent
<b>Points in Game</b>	28 by Tyasha Harris vs. Tennessee, 1/14	36 by Chennedy Carter, Texas A&M, 12/31
<b>Points in a Half</b>	17 at A'ja Wilson at Ole Miss (2nd), 1/4	23 by Chennedy Carter, Texas A&M (2nd), 12/31
<b>Points in a Quarter</b>	12 by Alexis Jennings vs. Arkansas (3rd), 1/25	11 by Madina Muhammad, at Ole Miss (3rd), 1/4
<b>Field Goals Made</b>	11 by A'ja Wilson vs. Arkansas, 1/25 11 by LeLe Grissett at Vanderbilt, 1/18	15 by Chennedy Carter, Texas A&M, 12/31
<b>Field Goal Attempts</b>	21 by Tyasha Harris vs. Tennessee, 1/14	37 by Chennedy Carter, Texas A&M, 12/31
<b>FG Percentage</b>	1.000 (9-9) by Alexis Jennings vs. Arkansas, 1/25	.900 (9-10) by Sophie Cunningham, at Missouri, 1/7
<b>3-Point FG Made</b>	5 by Lindsey Spann at Vanderbilt, 1/18	4 by Madinah Muhammad, at Ole Miss, 1/4 4 by Chennedy Carter, Texas A&M, 12/31
<b>3-Point FG Attempts</b>	10 by Lindsey Spann at Missouri, 1/7	11 by Shelby Gibson, Ole Miss, 1/4
<b>3-Point FG Percentage</b>	.714 (5-7) by Lindsey Spann at Vanderbilt, 1/18	.750 (3-4) by Amber Smith, at Missouri, 1/7
<b>Free Throws Made</b>	8 by Alexis Jennings at Vanderbilt, 1/18	11 by Jaime Nared, Tennessee, 1/14 11 by Janiah McKay, Auburn, 1/11
<b>Free Throw Attempts</b>	13 by Alexis Jennings at Vanderbilt, 1/18	13 by Janiah McKay, Auburn, 1/11
<b>FT Percentage</b>	1.000 (6-6) by Doniyah Cliney at Ole Miss, 1/4	.917 (11-12) by Jaime Nared, Tennessee, 1/14
<b>Rebounds</b>	15 by A'ja Wilson at Ole Miss, 1/4 15 by A'ja Wilson vs. Texas A&M, 12/31	16 by Anriel Howard, Texas A&M, 12/31
<b>Assists</b>	13 by Tyasha Harris at Kentucky, 1/21	8 by Allisa Alston, at Ole Miss, 1/4
<b>Steals</b>	4 by Tyasha Harris vs. Tennessee, 1/14 4 by Tyasha Harris vs. Auburn, 1/11	4 by Jasmine Lumpkin, Texas A&M, 12/31
<b>Blocked Shots</b>	7 by A'ja Wilson vs. Arkansas, 1/25	3 by Mercedes Russell, Tennessee, 1/14
<b>Turnovers</b>	6 by Tyasha Harris vs. Auburn, 1/11	7 by Sophie Cunningham, at Missouri, 1/7



## Gamecock Career Highs

### Doniyah Cliney

<b>Pts</b>	16 vs. Texas A&M, 12/31/17
<b>FG</b>	7 vs. Texas A&M, 12/31/17
<b>FGA</b>	17 vs. Texas A&M, 12/31/17
<b>FG %</b>	1.000 (4-4) vs. Notre Dame, 11/26/17
<b>3FG</b>	2 vs. Notre Dame, 11/26/17
<b>3FGA</b>	4, 2x, last vs. Texas A&M, 12/31/17
<b>3FG %</b>	1.000 (2-2) vs. Notre Dame, 11/26/17
<b>FT</b>	4, 3x, last at Vanderbilt, 1/18/18
<b>FTA</b>	6, 4x, last at Vanderbilt, 1/18/18
<b>FT %</b>	1.000 (6-6) at Ole Miss, 1/4/18
<b>Reb</b>	9 vs. Clemson, 12/15/16
<b>Off Reb</b>	5 vs. Western Carolina, 11/30/17
<b>Blk</b>	2 vs. Arizona State, 3/19/17
<b>Stl</b>	5 vs. Alabama State, 11/10/17
<b>Asst</b>	6, 2x, last at Kentucky, 2/2/17
<b>Min</b>	40 vs. Tennessee, 1/14/18

### LeLe Grissett

<b>Pts</b>	22 at Vanderbilt, 1/18/18
<b>FG</b>	11 at Vanderbilt, 1/18/18
<b>FGA</b>	12 at Vanderbilt, 1/18/18
<b>FG %</b>	.917 (11-12) at Vanderbilt, 1/18/18
<b>FT</b>	4 vs. Alabama State, 11/10/17
<b>FTA</b>	8 vs. CoFC, 12/5/17
<b>FT %</b>	.750 (3-4), 3x, last vs. Auburn, 1/11/18
<b>Reb</b>	9 at Vanderbilt, 1/18/18
<b>Off Reb</b>	5, 2x, last vs. Tennessee, 1/14/18
<b>Def Reb</b>	6 at Vanderbilt, 1/18/18
<b>Blk</b>	2 at Kentucky, 1/21/18
<b>Stl</b>	4 vs. Alabama State, 11/10/17
<b>Asst</b>	3 vs. Savannah State, 12/17/17
<b>Min</b>	29 vs. Tennessee, 1/14/18

### Tyasha Harris

<b>Pts</b>	28 vs. Tennessee, 1/14/18
<b>FG</b>	9 vs. Tennessee, 1/14/18
<b>FGA</b>	21 vs. Tennessee, 1/14/18
<b>FG %</b>	1.000 (3-3) vs. Kentucky, 2/26/17
<b>3FG</b>	3, 4x, last vs. Tennessee, 1/14/18
<b>3FGA</b>	8, 2x, last vs. Tennessee, 1/14/18
<b>3FG %</b>	.750 (3-4) vs. Minnesota, 12/11/16
<b>FT</b>	7, 2x, last vs. Tennessee, 1/14/18
<b>FTA</b>	10 vs. Tennessee, 1/14/18
<b>FT %</b>	1.000 (7-7) at Maryland, 11/13/17
<b>Reb</b>	13 vs. Arkansas, 1/25/18
<b>Off Reb</b>	3 vs. Arkansas, 1/25/18
<b>Blk</b>	2 vs. Auburn, 2/9/17
<b>Stl</b>	6, 2x, last vs. Savannah State, 12/17/17
<b>Asst</b>	13 at Kentucky, 1/21/18
<b>Min</b>	39 vs. Tennessee, 1/14/18

### Mikiah Herbert Harrigan

<b>Pts</b>	21 vs. Savannah State, 12/17/17
<b>FG</b>	7, 3x, last vs. Savannah State, 12/17/17
<b>FGA</b>	11, 2x, last at Texas A&M, 2/23/17
<b>FG %</b>	1.000 (5-5) vs. Vanderbilt, 2/16/17
<b>3FGA</b>	2, 2x, last at Temple, 12/21/17
<b>FT</b>	7 vs. Savannah State, 12/17/17
<b>FTA</b>	7, 2x, last vs. Savannah State, 12/17/17
<b>FT %</b>	1.000 (7-7) vs. Savannah State, 12/17/17
<b>Reb</b>	10 vs. Georgia, 3/3/17
<b>Off Reb</b>	4 vs. Hampton, 11/20/16
<b>Def Reb</b>	7, 2x, last vs. Wofford, 11/19/17
<b>Blk</b>	4, 2x, last vs. CoFC, 12/5/17
<b>Stl</b>	2, 4x, last at Missouri, 1/7/18
<b>Asst</b>	2, 7x, at Temple, 12/21/17
<b>Min</b>	26 vs. Quinnipiac, 3/25/17

### Bianca Jackson

<b>Pts</b>	16, 2x, last vs. Arkansas, 1/25/18
<b>FG</b>	6 at Temple, 12/21/17
<b>FGA</b>	14 vs. Arkansas, 1/25/18
<b>FG %</b>	.750 (6-8) at Temple, 12/21/17
<b>3FG</b>	4 at Temple, 12/21/17
<b>3FGA</b>	7 vs. Arkansas, 1/25/18
<b>3FG %</b>	.667 (4-6) at Temple, 12/21/17
<b>FT</b>	4 vs. Arkansas, 1/25/18
<b>FTA</b>	5 vs. Arkansas, 1/25/18
<b>FT %</b>	.800 (4-5) vs. Arkansas, 1/25/18
<b>Reb</b>	10 vs. CoFC, 12/5/17
<b>Off Reb</b>	2, 7x, last vs. Arkansas, 1/25/18
<b>Blk</b>	2 vs. Alabama State, 11/10/17
<b>Stl</b>	3 vs. Savannah State, 12/17/17
<b>Asst</b>	7 at Clemson, 11/16/17
<b>Min</b>	35 vs. Texas A&M, 12/31/17

### Alexis Jennings

<b>Pts</b>	28 vs. Morehead State, 11/18/15*
<b>Pts (SC)</b>	27 at Vanderbilt, 1/18/18
<b>FG</b>	12 vs. Morehead State, 11/18/15*
<b>FG (SC)</b>	10 vs. St. John's, 11/25/17
<b>FGA</b>	15 vs. St. John's, 11/25/17
<b>FG %</b>	1.000 (9-9) vs. Arkansas, 1/25/18
<b>FT</b>	8, 2x, last at Vanderbilt, 1/18/18 (includes 1 game while at Kentucky)
<b>FTA</b>	13 at Vanderbilt, 1/18/18
<b>FT %</b>	1.000 (4-4) at Ole Miss, 1/4/18
<b>Reb</b>	16 vs. Texas A&M, 2/28/16*
<b>Reb (SC)</b>	13, 2x, last vs. Savannah State, 12/17/17
<b>Off Reb</b>	8 vs. Duke, 12/3/17
<b>Def Reb</b>	12 vs. Texas A&M, 2/28/16*
<b>Def Reb (SC)</b>	11, 2x, last at Vanderbilt, 1/18/18
<b>Blk</b>	6 vs. Oklahoma, 3/21/16*
<b>Blk (SC)</b>	3 vs. Texas A&M, 12/31/17
<b>Stl</b>	3, 3x, last at Ole Miss, 1/4/18 (includes 1 game while at Kentucky)
<b>Asst</b>	3 at Ole Miss, 1/4/18
<b>Min</b>	34 at Vanderbilt, 1/18/18

\*indicates career high set at Kentucky

### Victoria Patrick

<b>Pts</b>	11 at Ole Miss, 1/4/18
<b>FG</b>	3, 2x, last at Kentucky, 1/21/18
<b>FGA</b>	9 vs. Savannah State, 12/17/17
<b>FG %</b>	.600 (3-5), 2x, last at Kentucky, 1/21/18
<b>3FG</b>	3 at Ole Miss, 1/4/18
<b>3FGA</b>	9 vs. Savannah State, 12/17/17
<b>3FG %</b>	.600 (3-5) at Ole Miss, 1/4/18
<b>FT</b>	2 at Ole Miss, 1/4/18
<b>FTA</b>	3 at Savannah State, 12/21/16
<b>FT %</b>	1.000 (2-2) at Ole Miss, 1/4/18
<b>Reb</b>	2, 6x, last at Ole Miss, 1/4/18
<b>Stl</b>	2 vs. Saint Peter's, 11/22/16
<b>Asst</b>	2, 2x, last at Kentucky, 1/21/18
<b>Min</b>	24 at Vanderbilt, 1/18/18

### Lindsey Spann

<b>Pts</b>	31 vs. Saint Peter's, 11/13/16^
<b>Pts (SC)</b>	20 at Clemson, 11/16/17
<b>FG</b>	13 vs. Saint Peter's, 11/13/16^
<b>FG (SC)</b>	7 at Clemson, 11/16/17
<b>FGA</b>	14 vs. Notre Dame, 11/26/17
<b>FG %</b>	.778 (7-9) at Clemson, 11/16/17
<b>3FG</b>	7 at Minnesota, 1/3/16^
<b>3FG (SC)</b>	6 at Clemson, 11/16/17
<b>3FGA</b>	11 vs. Notre Dame, 11/26/17
<b>3FG %</b>	.857 (6-7) at Clemson, 11/16/17
<b>FT</b>	8 vs. Sacred Heart, 12/20/15^
<b>FT (SC)</b>	2 at Maryland, 11/13/17
<b>FTA (SC)</b>	2, 3x, last vs. Notre Dame, 11/26/17
<b>FT %</b>	1.000 (2-2) at Maryland, 11/13/17
<b>Reb</b>	9, 2x, last vs. Marshall, 12/3/16^
<b>Reb (SC)</b>	5 at Maryland, 11/13/17
<b>Asst</b>	8, 2x, last vs. Wofford, 11/19/17 (includes 1 game while at Penn State)
<b>Min</b>	45 vs. Purdue, 1/30/16^
<b>Min (SC)</b>	39 vs. Notre Dame, 11/26/17

^indicates career high set at Penn State

### LaDazhia Williams

<b>Pts</b>	11 vs. Western Carolina, 11/30/17
<b>FG</b>	4 vs. Western Carolina, 11/30/17
<b>FGA</b>	5, 3x, last vs. Arkansas, 1/25/18
<b>FG %</b>	.800 (4-5) vs. Western Carolina, 11/30/17
<b>3FG</b>	2 vs. Western Carolina, 11/30/17
<b>3FGA</b>	2 vs. Western Carolina, 11/30/17
<b>3FG %</b>	1.000 (2-2) vs. Western Carolina, 11/30/17
<b>FTA</b>	4 vs. Alabama State, 11/10/17
<b>Reb</b>	8 vs. Western Carolina, 11/30/17
<b>Off Reb</b>	4 vs. Arkansas, 1/25/18
<b>Def Reb</b>	6 vs. Western Carolina, 11/30/17
<b>Blk</b>	2 vs. Alabama State, 11/10/17
<b>Min</b>	19 vs. Western Carolina, 11/30/17

### A'ja Wilson

<b>Pts</b>	34 vs. Notre Dame, 11/26/17
<b>FG</b>	13 vs. Western Carolina, 11/30/17
<b>FGA</b>	20, 3x, last vs. Texas A&M, 12/31/17
<b>FG %</b>	.875 (7-8) vs. Maine, 11/21/16
<b>FT</b>	15 vs. Rutgers, 11/24/17
<b>FTA</b>	18 at Maryland, 11/13/17
<b>FT %</b>	1.000 (14-14) vs. Hampton, 11/20/16
<b>Reb</b>	19, 2x, last vs. Stanford, 3/31/17
<b>Off Reb</b>	8, 2x, last at Maryland, 11/13/17
<b>Def Reb</b>	16 vs. St. John's, 11/25/17
<b>Blk</b>	8, 3x, last at Temple, 12/21/17
<b>Stl</b>	5 vs. Vanderbilt, 2/16/17
<b>Asst</b>	5, 2x, last vs. Notre Dame, 11/26/17
<b>Min</b>	39, 2x, last vs. Notre Dame, 11/26/17

# The Last Time...

## Individual

### Scored 50 Points

**South Carolina** 51, Jocelyn Penn vs. Stetson, 1/4/03  
**Opponent** Never

### Scored 40 Points

**South Carolina** 51, Jocelyn Penn vs. Stetson, 1/4/03  
**Opponent** 46, Cornelia Gayden, LSU, 1/14/95

### Scored 30 Points

**South Carolina** 34, A'ja Wilson vs. Notre Dame, 11/26/17  
**Opponent** 36, Chennedy Carter, Texas A&M, 12/31/17

### Grabbed 20 Rebounds

**South Carolina** 25, Kelsey Bone vs. Boston University, 12/28/09  
**Opponent** 22, Monique Billings, UCLA, 12/18/16

### Grabbed 15 Rebounds

**South Carolina** 15, A'ja Wilson at Ole Miss, 1/4/18  
**Opponent** 16, Anriel Howard, Texas A&M, 12/31/17

### Two Players with 20 or More Points

**South Carolina** A'ja Wilson 27/Alexis Jennings 22 vs. Arkansas, 1/25/18  
**Opponent** Erin Whalen 25/Christa Reed 23, at Vanderbilt, 1/18/18

### Two Players with 10 or More Rebounds

**South Carolina** Tyahsa Harris 13/A'ja Wilson 13 vs. Arkansas, 1/25/18  
**Opponent** Erica McCall 14/Alanna Smith 12 vs. Stanford, 3/31/17

### Had 10 Assists

**South Carolina** 13, Tyasha Harris, at Kentucky, 1/21/18  
**Opponent** 10, Curtyce Knox, at Texas A&M, 2/23/17

### Had Five Steals

**South Carolina** 6, Tyasha Harris vs. Savannah State, 12/17/17  
**Opponent** 5, Leaonna Odom, at Duke, 12/4/16

### Had Five Blocked Shots

**South Carolina** 7, A'ja Wilson vs. Arkansas, 1/25/18  
**Opponent** 6, Kelsey Lang, at Texas, 12/1/16

### Had a Double-Double

**South Carolina** A'ja Wilson (27 pts/13 rebs)/Alexis Jennings (22 pts/10 rebs) vs. Arkansas, 1/25/18  
**Opponent** Mercedes Russell (16 pts/12 rebs) vs. Tennessee, 1/14/18

### Two Players had a Double-Double

**South Carolina** A'ja Wilson (27 pts/13 rebs)/Alexis Jennings (22 pts/10 rebs) vs. Arkansas, 1/25/18  
**Opponent** Erica McCall (14 pts/14 rebs)/Alanna Smith (14 pts/2 rebs) vs. Stanford, 3/31/17

### Three Players had a Double-Double

**South Carolina** Ashley Bruner (16 pts/12 rebs)/Aleighsa Welch (16 pts/ 11 rebs)/Elem Ibiam (12 pts/10 rebs) vs. Kansas, 3/25/13  
**Opponent** Merlakia Jones (26 pts/10 rebs)/Takilya Davis (19 pts/13 rebs)/DeLisha Milton (14 pts/15 rebs), at Florida, 2/20/94

### Had a Triple-Double

**South Carolina** Alaina Coates (29 pts/16 rebs/10 blks) vs. Winthrop, 12/13/15  
**Opponent** Never

## Team

### Scored 100 Points

**South Carolina** 101 vs. Western Carolina, 11/30/17  
**Opponent** 103, Clemson, 11/21/03

### Won by 30 or More Points

**South Carolina** 90-42 (48) vs. Arkansas, 1/25/18  
**Opponent** 66-34 (32), Georgia, 3/4/11

### Shot 65% or Better from the Field

**South Carolina** .667 (36-54) at Vanderbilt, 1/18/18  
**Opponent** Never

### Shot 60% or Better from the Field

**South Carolina** .604 (32-53) at Kentucky, 1/21/18  
**Opponent** .604 (29-48), Vanderbilt, 1/18/01

### Shot 50% or Better from the Field

**South Carolina** .510 (25-49) vs. Auburn, 1/11/18  
**Opponent** .508 (33-65), at Vanderbilt, 1/18/18

### No Players in Double-Figure Points

**South Carolina** at Auburn, 1/19/12  
**Opponent** vs. Western Carolina, 11/30/17

### Five Players in Double-Figure Points

**South Carolina** at Vanderbilt, 1/18/18  
**Opponent** Tennessee, 1/14/18

### More Than Five Players in Double-Figure Points

**South Carolina** 6 vs. Wofford, 11/19/18  
**Opponent** 6 at Georgia, 2/13/03

### Faced AP Top-25 Opponent

**Win** 72-52 vs. No. 14 Duke, 12/3/17  
**Loss** 74-83 at No. 15 Missouri, 1/7/18

### Faced AP Top-10 Opponent

**Win** 61-59 vs. No. 22 Texas A&M, 12/31/17  
**Loss** 70-86 vs. No. 6 Tennessee, 1/14/18

### Faced AP Top-5 Opponent

**Win** 64-61 vs. No. 4 Mississippi State, 1/23/17  
**Loss** 65-66 vs. No. 2 Notre Dame, 4/5/15

### Faced AP No. 1 Team

**Win** Never  
**Loss** 55-66 at No. 1 UConn, 2/13/17

### Overtime Game

**Win** 58-55 vs. Drexel, 11/28/12  
**Loss** 65-57 at Texas A&M, 1/16/14

### Double-Overtime Game

**Win** 92-91 at Florida State, 2/4/91  
**Loss** 92-94 at Clemson, 11/19/09

### South Carolina Was Ranked (AP Poll)

**No. 1** 2/9/15  
**Top 5** No. 4, 1/1/18  
**Top 10** No. 9, 1/22/18  
**Top 25** No. 13, 12/30/13

# South Carolina Single-Quarter Records

*Italics indicates set in 2017-18*

## TEAM

### Scoring

Most	Points
1. vs. Saint Peter's, 11/22/16, 1st qtr.	37
2. vs. Arkansas, 1/3/16, 2nd qtr.	35
3. vs. Minnesota, 12/11/16, 2nd qtr.	33
4. vs. Hampton, 11/20/16, 2nd qtr.	32
5. vs. Quinnipiac, 3/25/17, 3rd qtr.	31

### Fewest

Fewest	Points
1. vs. St. John's, 11/25/17, 2nd qtr.	6
vs. Stanford, 3/31/17, 2nd qtr.	6
vs. UCLA, 12/18/16, 1st qtr.	6
4. vs. Texas A&M, 12/31/17, 2nd qtr.	7
at Clemson, 11/16/17, 4th qtr.	7
at Mississippi State, 1/24/16, 1st qtr.	7

### Fewest Allowed

Fewest Allowed	Points
1. vs. Savannah State, 12/17/17, 3rd qtr.	3
2. vs. CofC, 12/5/17, 2nd qtr.	4
at Clemson, 11/16/17, 1st qtr.	4
vs. Alabama State, 11/10/17, 4th qtr.	4
4 other times	4

### Most Allowed

Most Allowed	Points
1. at Maryland, 11/13/17, 4th qtr.	32
vs. Kentucky, 2/26/17, 4th qtr.	32
3. vs. Syracuse, 3/25/16, 4th qtr.	30
4. vs. Notre Dame, 11/26/17, 4th qtr.	26
vs. Ohio State, 11/13/15, 1st qtr.	26

### Margin of Difference

Lead	Score	Margin
1. vs. Arkansas, 1/3/16, 2nd qtr.	35-9	+26
2. vs. Saint Peter's, 11/22/16, 1st qtr.	37-12	+25
3. at Auburn, 1/5/17, 1st qtr.	29-6	+23
4. vs. Alabama St., 11/10/17, 2nd qtr.	27-5	+22
vs. Arkansas, 1/3/16, 3rd qtr.	29-7	+22

### Deficit

Deficit	Score	Margin
1. vs. Syracuse, 3/25/16, 4th qtr.	16-30	-14
2. vs. Notre Dame, 11/26/17, 2nd qtr.	10-23	-13
3. at Maryland, 11/13/17, 4th qtr.	21-32	-11
vs. Stanford, 3/31/17, 2nd qtr.	17-6	-11
vs. UConn, 2/8/16, 3rd qtr.	8-19	-11
at Texas A&M, 1/31/16, 2nd qtr.	8-19	-11

### Field Goals

Made	FGM
1. vs. Saint Peter's, 11/22/16, 1st qtr.	15
2. vs. Notre Dame, 11/26/17, 4th qtr.	14
vs. Arkansas, 1/3/16, 2nd qtr.	14
4. vs. Quinnipiac, 3/25/17, 3rd qtr.	13
vs. Kentucky, 3/4/17, 1st qtr.	13

### Attempts

Attempts	FGA
1. vs. CofC, 12/5/17, 1st qtr.	22
at Auburn, 1/5/17, 1st qtr.	22
3. vs. Arkansas, 1/25/18, 3rd qtr.	21
at Ole Miss, 1/4/18, 1st qtr.	21
at Temple, 12/21/17, 1st qtr.	21
vs. Notre Dame, 11/26/17, 4th qtr.	21
vs. Alabama St., 11/10/17, 2nd qtr.	21
vs. Vanderbilt, 2/16/17, 1st qtr.	21
vs. Tennessee, 1/30/17, 1st	21
vs. Minnesota, 12/11/16, 1st qtr.	21
vs. Saint Peter's, 11/22/16, 1st qtr.	21
vs. Kentucky, 3/5/16, 1st qtr.	21
vs. Ole Miss, 1/28/16, 1st qtr.	21
vs. Ohio State, 11/13/15, 4th qtr.	21

### Highest Percentage

Highest Percentage	FGM-A	Pct
1. vs. Kentucky, 3/5/16, 4th qtr.	11-13	.846
2. at Kentucky, 1/21/18, 3rd qtr.	9-11	.818
3. vs. Quinnipiac, 3/25/17, 3rd qtr.	13-16	.813
4. vs. Hampton, 12/16/15, 3rd qtr.	8-10	.800
5. at Vanderbilt, 1/18/18, 3rd qtr.	11-14	.786

### Lowest Percentage

Lowest Percentage	FGM-A	Pct
1. vs. Georgia, 1/12/17, 2nd qtr.	1-12	.083
2. vs. UCLA, 12/18/16, 1st qtr.	2-15	.133
3. vs. Stanford, 3/31/17, 2nd qtr.	2-14	.143
4. vs. UConn, 2/8/16, 3rd qtr.	3-17	.176
5. vs. Texas A&M, 12/31/17, 2nd qtr.	2-11	.182
vs. Georgia, 2/18/16, 1st qtr.	2-11	.182
at Mississippi State, 1/24/16, 1st qtr.	2-11	.182

### Lowest Percentage Allowed

Lowest Percentage Allowed	FGM-A	Pct
1. vs. CofC, 12/5/17, 2nd qtr.	1-18	.056
vs. St. John's, 11/25/17, 1st qtr.	1-17	.059
3. vs. Vanderbilt, 2/16/17, 4th qtr.	1-16	.063
4. vs. UNC Asheville, 3/17/17, 3rd qtr.	1-15	.067
5. vs. Alabama St., 11/10/17, 4th qtr.	1-14	.071
at Florida, 1/8/17, 2nd qtr.	1-14	.071

### Highest Percentage Allowed

Highest Percentage Allowed	FGM-A	Pct
1. at LSU, 1/15/17, 2nd qtr.	9-12	.750
2. vs. Tennessee, 1/14/18, 2nd qtr.	8-11	.727
vs. Quinnipiac, 3/25/17, 2nd qtr.	8-11	.727
4. at Missouri, 1/7/18, 4th qtr.	5-7	.714
5. vs. Auburn, 1/11/18, 3rd qtr.	7-10	.700

### Rebounding

Total	Rebs
1. at Ohio state, 11/14/16, 1st qtr.	20
2. vs. CofC, 12/5/17, 1st qtr.	19
3. vs. Arkansas, 1/25/18, 1st qtr.	18
vs. Western Carolina, 11/30/17, 2nd qtr.	18
vs. Clemson, 12/15/16, 2nd qtr.	18
vs. Kansas State, 3/20/16, 3rd qtr.	18
at Alabama, 2/22/16, 4th qtr.	18

### Margin

Margin	Rebs	Margin
1. at Alabama, 2/22/16, 4th qtr.	18-3	+15
2. vs. Arkansas, 1/25/18, 1st qtr.	18-4	+14
vs. Clemson, 12/15/16, 2nd qtr.	18-4	+14
3. vs. CofC, 12/5/17, 1st qtr.	19-6	+13
vs. Saint Peter's, 11/22/16, 1st qtr.	16-3	+13
vs. Hampton, 12/16/15, 4th qtr.	15-2	+13

## INDIVIDUAL

### Scoring

Most	Points
1. Kaela Davis at Auburn, 1/5/17, 1st qtr.	19
2. A'ja Wilson vs. Notre Dame, 11/26/17, 4th qtr.	18
3. Kaela Davis vs. Quinnipiac, 3/25/17, 3rd qtr.	15
Tina Roy vs. Arkansas, 1/3/16, 3rd qtr.	15
5. Kaela Davis vs. Minnesota, 12/11/16, 2nd qtr.	14
Tina Roy vs. Syracuse, 3/25/16, 2nd qtr.	14

### Rebounding

Most	Rebs
1. Alaina Coates at Arkansas, 2/5/17, 1st qtr.	9
Alaina Coates at Georgia, 1/26/17, 2nd qtr.	9
3. A'ja Wilson vs. Stanford, 3/31/17, 3rd qtr.	8
A'ja Wilson vs. Mississippi State, 3/5/17, 4th qtr.	8
Alaina Coates vs. Georgia, 1/12/17, 1st qtr.	8
A'ja Wilson at Florida, 1/8/17, 2nd qtr.	8
A'ja Wilson vs. UCLA, 12/18/16, 4th qtr.	8
Alaina Coates vs. Louisville, 11/27/16, 3rd qtr.	8
Alaina Coates vs. Hampton, 11/20/16, 3rd qtr.	8
Alaina Coates vs. Ole Miss, 1/28/16, 2nd qtr.	8



# Staley Era Team Records

*Italics indicates set in 2017-18*

## Scoring

<b>Most</b>	<b>Points</b>
1. vs. Savannah State, 12/14/14	111
2. at Alabama, 1/8/15	102
3. vs. <i>Western Carolina, 11/30/17</i>	101
4. vs. Quinnipiac, 3/25/17	100
5. vs. <i>Savannah State, 12/17/17</i>	99
vs. <i>Alabama State, 11/10/17</i>	99
vs. Clemson, 11/20/14	99
vs. Ole Miss, 1/30/14	99
vs. Charleston Southern, 11/9/13	99

<b>Fewest</b>	<b>Points</b>
1. at Stanford, 11/26/10	32
2. vs. Georgia, 3/4/11	34
3. vs. Mississippi State, 3/5/09	39
4. at Georgia, 1/13/13	40
5. at Mississippi State, 2/26/09	41

<b>Fewest Allowed</b>	<b>Points</b>
1. vs. South Carolina State, 12/14/11	21
2. vs. Presbyterian, 11/27/11	24
3. vs. NC Central, 12/1/14	26
vs. SC State, 12/22/13	26
5. vs. NC Central, 12/2/13	27

<b>Most Allowed</b>	<b>Points</b>
1. at Clemson, 11/19/09	94
2. vs. North Carolina, 12/20/09	93
3. vs. <i>Notre Dame, 11/26/17</i>	92
vs. Kentucky, 2/26/17	87
at Connecticut, 2/9/15	87

## Margin of Outcome

<b>Victory</b>	<b>Score</b>	<b>Margin</b>
1. vs. Charleston Southern, 11/8/13	99-29	+70
2. vs. <i>Alabama State, 11/10/17</i>	99-31	+68
vs. NC Central, 12/1/14	90-26	+64
4. vs. Savannah State, 12/14/14	111-49	+62
5. vs. <i>Savannah State, 12/17/17</i>	99-38	+61

<b>Defeat</b>	<b>Score</b>	<b>Margin</b>
1. at Stanford, 11/26/10	32-70	-38
2. vs. Georgia, 3/4/11	34-66	-32
3. vs. Stanford, 12/19/08	47-78	-31
4. at Penn State, 11/21/10	48-78	-30
5. vs. Connecticut, 12/28/08	48-77	-29

## Field Goals

<b>Made</b>	<b>FGM</b>
1. vs. <i>Savannah State, 12/17/17</i>	39
vs. <i>Western Carolina, 11/30/17</i>	39
vs. Charleston Southern, 11/8/13	39
4. vs. Minnesota, 12/11/16	38
vs. Savannah State, 12/14/14	38
vs. Clemson, 11/20/14	38

<b>Attempts</b>	<b>FGA</b>
1. vs. Penn State, 11/20/11	76
2. vs. <i>Arkansas, 1/25/18</i>	75
3. at Clemson, 11/19/09	74
4. vs. Tennessee, 1/20/11	73
5. vs. <i>Alabama State, 11/10/17</i>	72
4 other games	72

<b>Highest Percentage</b> (Min. 40 FGA)	<b>FGM-A</b>	<b>Pct</b>
1. at <i>Vanderbilt, 1/18/18</i>	36-54	.667
2. vs. Savannah State, 3/20/15	34-53	.642
3. at Alabama, 1/8/15	37-58	.638
4. vs. Kentucky, 2/26/17	34-55	.618
5. vs. Florida State, 3/29/15	30-49	.612

<b>Lowest Percentage</b> (Min. 40 FGA)	<b>FGM-A</b>	<b>Pct</b>
1. at Stanford, 11/26/10	12-55	.218
2. vs. Georgia, 3/4/11	12-52	.231
3. at Florida, 1/20/13	15-64	.234
4. at Kentucky, 2/5/09	13-55	.236
5. at Georgia, 1/2/11	13-54	.241

<b>Lowest %age Allowed</b> (Min. 40 FGA)	<b>FGM-A</b>	<b>Pct</b>
1. vs. South Carolina State, 12/14/11	6-48	.125
2. vs. NC Central, 12/2/13	8-50	.160
3. vs. Charleston Southern, 11/8/13	10-54	.185
4. vs. Arkansas, 3/6/15	11-57	.193
vs. Hampton, 11/22/12	11-57	.193

<b>Highest %age Allowed</b> (Min. 40 FGA)	<b>FGM-A</b>	<b>Pct</b>
1. vs. Connecticut, 12/28/08	35-62	.565
vs. Florida, 1/9/11	26-46	.565
3. vs. <i>Tennessee, 1/14/18</i>	31-55	.564
4. at <i>Missouri, 1/7/18</i>	27-48	.563
5. vs. Xavier, 11/12/10	34-61	.557

## 3-Point Field Goals

<b>Made</b>	<b>3FGM</b>
1. vs. Minnesota, 12/11/16	16
2. at Auburn, 1/5/17	14
3. vs. Kentucky, 3/5/16	12
4. vs. Arkansas, 1/3/16	11
at Alabama, 1/8/15	11

<b>Attempts</b>	<b>3FGA</b>
1. vs. Minnesota, 12/11/16	33
2. vs. Syracuse, 3/25/16	32
3. vs. Penn State, 11/20/11	29
4. at Auburn, 1/5/17	28
vs. College of Charleston, 11/14/13	28
vs. North Carolina, 12/19/10	28

<b>Percentage</b> (Min. 5 3FGA)	<b>3FGM-A</b>	<b>Pct</b>
1. vs. Oregon State, 3/25/14	4-6	.667
vs. Ole Miss, 1/30/14	4-6	.667
vs. Savannah State, 12/28/13	4-6	.667
vs. Western Carolina, 12/29/12	6-9	.667
at Alabama, 1/10/10	8-12	.667
vs. Charlotte, 12/21/08	8-12	.667

## Free Throws

<b>Made</b>	<b>FTM</b>
1. vs. Savannah State, 12/14/14	34
vs. Oregon State, 3/25/14	34
3. vs. Missouri, 1/10/16	32
vs. Ole Miss, 1/30/14	32
at Mississippi State, 1/6/12	32

<b>Attempts</b>	<b>FTA</b>
1. at Mississippi State, 1/6/13	50
2. vs. Savannah State, 12/28/13	48
3. vs. Savannah State, 12/14/14	47
4. vs. Missouri, 2/2/14	46
5. vs. Seton Hall, 11/17/13	44
vs. South Carolina State, 12/21/12	44

<b>Percentage</b> (Min. 10 FTA)	<b>FTM-A</b>	<b>Pct</b>
1. vs. Quinnipiac, 3/25/17	18-19	.947
2. at Texas A&M, 2/23/17	15-16	.923
3. vs. Alabama, 1/19/14	10-11	.909
4. at Arkansas, 2/5/17	18-20	.900
5. vs. Auburn, 1/2/09	23-26	.885

## Rebounding

<b>Total</b>	<b>Rebs</b>
1. vs. <i>Arkansas, 1/25/18</i>	62
vs. College of Charleston, 11/14/13	62
3. at Florida, 1/20/13	59
4. at Alabama, 2/22/16	58
5. vs. Hampton, 11/22/12	57

<b>Margin</b>	<b>Rebs</b>	<b>Margin</b>
1. vs. Savannah State, 12/14/14	56-21	+35
2. vs. Hampton, 12/16/15	52-19	+33
3. vs. <i>Arkansas, 1/25/18</i>	62-31	+31
4. at Alabama, 2/7/13	53-24	+29
5. at Alabama, 2/22/16	58-31	+28
vs. Hampton, 12/17/14	48-21	+27

<b>Offensive</b>	<b>Off. Rebs</b>
1. vs. Elon, 11/9/12	29
2. vs. <i>Arkansas, 1/25/18</i>	27
vs. College of Charleston, 11/23/11	27
4. vs. Kansas, 3/25/13	26
at Florida, 1/20/13	26

## Turnovers

<b>Fewest</b>	<b>TOs</b>
1. at Tennessee, 2/2/12	4
2. at <i>Ole Miss, 1/4/18</i>	5
vs. UNC Asheville, 3/17/17	5
vs. Vanderbilt, 2/16/17	5
vs. CSU Bakersfield, 11/28/15	5
at Clemson, 11/18/15	5
vs. Syracuse, 11/28/14	5
vs. Tennessee, 2/23/15	5
at Missouri, 2/28/13	5
vs. Georgia, 3/2/12	5
vs. Ole Miss, 3/3/11	5

<b>Most</b>	<b>TOs</b>
1. at Wake Forest, 12/3/08	32
2. at Ole Miss, 2/25/16	29
vs. Hampton, 11/22/12	29
vs. Kentucky, 1/15/12	29
4. at Kentucky, 1/13/11	28

## Assists

1. vs. Minnesota, 12/11/16	29
2. vs. NC Central, 12/1/14	26
3. vs. Winthrop, 12/13/15	25
vs. UNCG, 11/15/15	25
vs. San Diego State, 11/23/14	25
vs. Clemson, 11/20/14	25
vs. Alabama, 1/19/14	25
vs. Charleston Southern, 11/8/13	25

## Steals

1. vs. <i>Alabama State, 11/10/17</i>	21
vs. NC Central, 12/1/14	21
vs. Furman, 12/11/11	21
4. vs. San Diego State, 11/23/14	18
5. vs. Saint Peter's, 11/22/16	17
vs. Charleston Southern, 11/8/13	17

## Blocked Shots

1. vs. Winthrop, 12/13/15	16
2. vs. Arkansas, 3/6/15	15
3. at Mississippi State, 2/6/14	14
vs. Kentucky, 1/9/14	14
5. at <i>Temple, 12/21/17</i>	13



# Dawn Staley

## Head Coach

### 10th Season at South Carolina

### Virginia, 1992

When three-time Olympic gold medalist Dawn Staley took the reins of the University of South Carolina women's basketball program on May 10, 2008, the Gamecocks' stature immediately rose not just in the Southeastern Conference but on the national stage as well. Nine seasons later, Staley delivered on those expectations with the program's first NCAA National Championship in 2017. South Carolina has the fifth-longest streak of appearances in the Associated Press Top 25, hitting the 100-week mark on Dec. 25, 2017; and the Gamecocks boast six straight 25-win seasons, which include four SEC regular-season championships, three SEC Tournament titles, two NCAA Final Four appearances and three other Sweet 16 seasons, the program's first ever No. 1 national ranking and a school-record 34 wins in 2014-15. Staley's success has united every demographic in the state of South Carolina as the Gamecocks' fan base tripled over a span of three seasons, and three times led the nation in home attendance.

While her coaching career is blossoming, Staley is still recognized for her body of work as a one of the most decorated participants in United States women's basketball history. The Naismith Memorial Basketball Hall of Fame solidified her legacy with her enshrinement as part of the Class of 2013. The Phoenix Club of Philadelphia established the Dawn Staley Award recognizing the nation's top guard in women's Division I basketball in 2013 as well. Staley was inducted into the Women's Basketball Hall of Fame as part of the Class of 2012 and was one of the final nominees for induction to the U.S. Olympic Hall of Fame the same year. In the summer of 2011, the WNBA recognized her as one of the league's "Top 15," honoring the most influential players in the league's history.

In her 18th season as a head coach, Staley has amassed a 410-163 (.716) record, including her 238-83 (.741) slate in her 10th season at South Carolina. She has led her teams to eight 25-win seasons, a total of 14 postseason appearances and 76 weeks in the Associated Press top 10, including 12 in the No. 1 spot. Also a force in USA Basketball, she was named the U.S. Women's National Team head coach for 2017-20 after leading three other U.S. teams to gold medals – 2015 FIBA U19 World Cup, 2014 FIBA U18 Americas Cup, 2007 Pan Am Games – and serving as an assistant on the Senior National Team 2006-08 and again 2014-16, during which the U.S. claimed gold in the 2014 FIBA World Cup and the 2008 and 2016 Olympic Games.

At the helm of the Gamecocks over the last 10 seasons, Staley has been named National Coach of the Year, a Naismith National Coach of the Year Finalist three times, SEC Coach of the Year three times and BCA Female Coach of the Year. She became the fastest coach to 200 wins in program history, needing just 277 games at South Carolina to do it.

Under Staley's leadership, four Gamecocks have collected eight All-America selections, two have picked up four SEC Player of the Year honors, two have earned SEC Defensive Player of the Year recognition, one has been the SEC 6th Player of the Year and three were named SEC Freshman of the Year. She has coached 10 Gamecocks who earned All-SEC honors 21 times, including 11 first-team selections, and five Gamecocks have been selected in the WNBA Draft, including Alaina Coates who, as the No. 2 pick in 2017, became the highest pick in program history, and three others who earned WNBA All-Rookie Team honors.

On Staley's watch, the Gamecocks are enjoying the most sustained success in program history. After posting back-to-back 25-win seasons in 2011-12 and 2012-13 for the first time in more than 30 years, the 2014-15 team broke the school record with 34 wins. South Carolina won more SEC games than the season before in each of Staley's first seven seasons, culminating in the 2015-16 team recording just the second 16-0 conference record in league history. Staley's 97 SEC wins are more than any other Gamecock coach, accounting for 60.2 percent of the program's total 161 wins over its 26 seasons in the league. She has delivered the only SEC championships in program history, lifting that trophy four times in as many seasons, and she has helped the Gamecocks to six of the program's seven top-four finishes in the SEC. Off the court, Staley's Gamecocks have been active in the community and thriving in the classroom. Every student-athlete who completed her eligibility under Staley at South Carolina has graduated or is on track to graduate, and the team GPA has been over 3.0 for seven of the last eight semesters.

## Year-by-Year Coaching Record

Year	School	Record	Conf. Rec.	Conf. Finish	Postseason
2000-01	Temple	19-11	11-5	2nd East	WNIT
2001-02	Temple	20-11	12-4	2nd East	A-10 Tourn. Champ./NCAA 1st Round
2002-03	Temple	14-15	9-7	2nd East	
2003-04	Temple	21-10	14-2	1st East	A-10 Tourn. Champ./NCAA 1st Round
2004-05	Temple	28-4	16-0	1st East*	A-10 Tourn. Champ./NCAA 2nd Round
2005-06	Temple	24-8	12-4	3rd	A-10 Tourn. Champ./NCAA 1st Round
2006-07	Temple	25-8	13-1	2nd	NCAA 2nd Round
2007-08	Temple	21-13	12-2	T-1st	NCAA 1st Round
2008-09	South Carolina	10-18	2-12	11th	
2009-10	South Carolina	14-15	7-9	T-7th	
2010-11	South Carolina	18-15	8-8	T-5th	WNIT 2nd Round
2011-12	South Carolina	25-10	10-6	T-4th	NCAA Sweet 16
2012-13	South Carolina	25-8	11-5	T-4th	NCAA 2nd Round
2013-14	South Carolina	29-5	14-2	1st	NCAA Sweet 16
2014-15	South Carolina	34-3	15-1	T-1st	SEC Tourn. Champ./NCAA Final Four
2015-16	South Carolina	33-2	16-0	1st	SEC Tourn. Champ./NCAA Sweet 16
2016-17	South Carolina	33-4	14-2	1st	SEC Tourn. Champ./NCAA Champ
2017-18	South Carolina	17-3	6-2		
<b>Career</b>	<b>18th season</b>	<b>410-163</b>	<b>202-72</b>		
<b>At SC</b>	<b>10th season</b>	<b>238-83</b>	<b>103-47</b>		

## Coaching Highlights

### College

- 12 NCAA Tournament Appearances (6 at South Carolina)
- NCAA National Champion (2017)
- 12 20-Win Seasons (6 at South Carolina)
- 5 Regular-Season Conference Titles (SEC 2014, 2015, 2016, 2017; A-10 2008)
- 7 Conference Tournament Titles (SEC 2015, 2016, 2017; A-10 2002, 2004, 2005, 2006)
- 3-time Naismith National Coach of the Year Finalist (2014, 2015, 2016)
- Basketball Times National Coach of the Year (2014)
- 4-time WBCA Region Coach of the Year (Region 3 2014, 2015, 2016; Region 1 2005)
- Five-time Conference Coach of the Year (SEC 2014, 2015, 2016; A-10 2004, 2005)
- Winningest head coach at both Temple and South Carolina

### USA Basketball

- Senior National Team Head Coach (2017-20)
- Senior National Team Asst. Coach (2006-08, 2014-16) – Rio Olympics gold medal (2016), FIBA World Championship gold medal (2014), Beijing Olympics gold medal (2008), FIBA Americas Championship gold medal (2007), FIBA World Championship bronze medal (2006)
- U19 National Team Head Coach – FIBA U19 World Championship gold medal (2015)
- U18 National Team Head Coach – FIBA U18 Americas Championship gold medal (2014)
- Pan Am Games Head Coach – Gold medal (2007)

## Playing Highlights

### U.S. Professional – 11 seasons

- Five-time WNBA All-Star (2001, 2002, 2003, 2005, 2006)
- Two-time ABL All-Star (1997, 1998)
- WNBA All-Decade Team

### USA Basketball

- Olympic gold medalist (1996, 2000, 2004)
- Flag bearer for U.S. in Olympic Games Opening Ceremony (2004)
- Two-time USA Basketball Female Athlete of the Year (1994, 2004)

### College – Virginia (1989-92)

- Kodak All-America (1990, 1991, 1992)
- Honda-Broderick Cup Award for Collegiate Female Athlete of the Year (1991)
- Two-time ACC Player of the Year (1991, 1992)
- NCAA Tournament MOP (1991)

## Other Notables

- Naismith Memorial Basketball Hall of Fame, Class of 2013
- Order of the Palmetto Recipient (2013)
- Women's Basketball Hall of Fame, Class of 2012



Official Basketball Box Score - Game Totals - Final Statistics  
Alabama State vs #4/2 South Carolina  
11/10/17 7 p.m. at Columbia, S.C./Colonial Life Arena



Alabama State 31 • 0-1

#	Player	Total		3-Ptr		Rebounds		PF	TP	A	TO	Blk	Stl	Min	
		FG-FGA	FT-FTA	FG-FGA	FT-FTA	Off	Def								Tot
22	Stephens, Kayla	f	1-7	0-0	1-2	1	1	2	5	3	0	2	0	1	19
04	Calhoun, Tatyana	c	0-0	0-0	0-0	0	2	2	5	0	0	0	0	0	4
52	Pye, Kenya	g	1-3	0-1	0-0	0	1	1	0	2	0	2	0	0	17
11	Smith, Shamyiah	g	1-2	0-0	0-0	0	0	0	2	2	8	5	0	1	22
25	Hunt, Amber	g	3-9	2-5	0-2	2	1	3	1	8	0	3	0	0	29
05	Nelson, Aliyah	g	2-4	0-0	0-0	1	2	3	4	0	2	0	0	0	22
10	Lee, Courtney	g	0-4	0-0	2-4	0	0	0	0	2	1	7	1	1	18
12	Milner, Mya	g	0-5	0-1	2-4	0	0	0	5	2	0	1	0	0	11
21	Sapp, Nia	g	1-7	0-1	1-1	0	1	1	0	3	0	3	0	0	12
23	Gipson, Arleatha	g	1-5	1-1	0-2	2	2	4	2	3	0	2	0	0	25
34	Harvey, Victoria	g	1-8	0-0	0-0	6	3	9	4	2	0	1	1	0	21
Team						5	1	6			1				
Totals			11-54	3-9	6-15	17	14	31	27	31	9	29	2	3	200

1st-FG %: 3-14 21.4% 2nd: 2-13 15.4% 3rd: 5-13 38.5% 4th: 1-14 7.1% Game: 11-54 20.4% Deadball Rebounds 7  
3FG %: 1-1 100.0% 1-2 50.0% 1-5 20.0% 0-1 0.0% 3-9 33.3%  
FT %: 2-3 66.7% 0-0 0.0% 2-4 50.0% 2-8 25.0% 6-15 40.0%

#4/2 South Carolina 99 • 1-0

#	Player	Total		3-Ptr		Rebounds		PF	TP	A	TO	Blk	Stl	Min	
		FG-FGA	FT-FTA	FG-FGA	FT-FTA	Off	Def								Tot
22	WILSON, A'ja	f	5-9	0-0	6-6	4	6	10	0	16	2	1	3	0	14
03	JENNINGS, Alexis	f	3-7	0-1	1-1	5	4	9	0	7	1	0	2	3	15
04	CLINEY, Doniyah	g	5-8	1-3	4-4	2	2	4	2	15	2	0	0	5	29
11	SPANN, Lindsey	g	6-9	3-5	1-1	0	0	0	0	16	3	1	0	1	22
52	HARRIS, Tyasha	g	4-7	1-4	0-0	0	0	0	0	9	4	1	0	3	20
00	PATRICK, Victoria	g	1-5	0-3	0-0	0	0	0	2	2	1	0	0	1	21
10	JACKSON, Bianca	g	4-10	0-3	0-0	2	4	6	3	8	3	1	2	2	28
21	HERBERT HARRIGAN,	g	7-10	0-0	4-5	2	4	6	1	18	0	2	1	2	21
23	WILLIAMS, LaDazhia	g	1-5	0-0	0-4	4	1	5	2	2	0	1	2	0	14
24	GRISSETT, LeLe	g	1-2	0-0	4-7	2	3	5	4	6	0	3	0	4	16
Team						2	1	3			2				
Totals			37-72	5-19	20-28	23	25	48	14	99	16	10	10	21	200

1st-FG %: 9-18 50.0% 2nd: 11-16 68.8% 3rd: 8-17 47.1% 4th: 9-21 42.9% Game: 37-72 51.4% Deadball Rebounds 6  
3FG %: 2-7 28.6% 1-1 100.0% 2-6 33.3% 0-5 0.0% 5-19 26.3%  
FT %: 9-11 81.8% 4-6 66.7% 7-9 77.8% 0-2 0.0% 20-28 71.4%

Officials: Kevin Pethel, Bonnie Pettus, Kimberly Thebo  
Technical fouls: Alabama State-None. #4/2 South Carolina-None.  
Attendance: 13723

Score by periods	1st	2nd	3rd	4th	Total
Alabama State	9	5	13	4	31
#4/2 South Carolina	29	27	25	18	99

Last FG - ALST 4th-02:42, SC 4th-00:51.  
Largest lead - ALST by 1 1st-08:59, SC by 68 4th-03:10.  
ALST led for 00:30. SC led for 39:25. Game was tied for 00:05.

Points	In	Off	2nd	Fast	Bench
ALST	Paint	T/O	Chance	Break	
SC	56	46	28	27	36

Score tied - 0 times.  
Lead changed - 2 times.



Official Basketball Box Score - Game Totals - Final Statistics  
South Carolina vs #15/13 Maryland  
11/13/17 7:00 p.m. at College Park, Md. (XFINITY Center)



South Carolina 94 • 2-0

#	Player	Total		3-Ptr		Rebounds		PF	TP	A	TO	Blk	Stl	Min	
		FG-FGA	FT-FTA	FG-FGA	FT-FTA	Off	Def								Tot
22	WILSON, A'ja	f	10-19	0-0	12-18	8	4	12	2	32	3	5	4	0	36
35	JENNINGS, Alexis	f	5-8	0-1	2-2	4	9	13	1	12	0	0	1	2	27
04	CLINEY, Doniyah	g	2-8	1-5	1-4	1	2	3	3	6	4	2	0	1	32
11	SPANN, Lindsey	g	5-9	3-7	2-2	0	5	5	3	15	2	0	1	1	32
52	HARRIS, Tyasha	g	5-14	3-6	7-7	0	3	3	2	20	9	3	0	3	37
00	PATRICK, Victoria	g	0-0	0-0	0-0	0	0	0	0	0	0	0	0	0	2
10	JACKSON, Bianca	g	2-5	1-3	0-0	0	0	0	1	5	0	1	0	1	16
21	HERBERT HARRIGAN,	g	2-3	0-0	0-0	2	1	3	5	4	0	0	1	0	13
24	GRISSETT, LeLe	g	0-1	0-0	0-0	0	0	0	2	0	1	0	0	0	5
Team						0	2	2							
Totals			31-67	8-22	24-33	15	26	41	19	94	19	12	7	8	200

1st-FG %: 12-19 63.2% 2nd: 6-16 37.5% 3rd: 9-17 52.9% 4th: 4-15 26.7% Game: 31-67 46.3% Deadball Rebounds 6  
3FG %: 3-6 50.0% 2-8 25.0% 2-4 50.0% 1-4 25.0% 8-22 36.4%  
FT %: 2-4 50.0% 8-8 100.0% 2-2 100.0% 12-19 63.2% 8-22 36.4% 24-33 72.7%

#15/13 Maryland 86 • 1-1

#	Player	Total		3-Ptr		Rebounds		PF	TP	A	TO	Blk	Stl	Min	
		FG-FGA	FT-FTA	FG-FGA	FT-FTA	Off	Def								Tot
24	Stephanie Jones	f	3-4	0-0	2-2	0	3	3	5	8	1	2	0	1	23
03	Channise Lewis	g	3-5	1-2	0-0	1	0	1	3	7	2	2	0	0	18
05	Kaila Charles	g	8-16	1-2	14-15	5	5	10	3	31	0	1	0	0	23
12	Kristen Conroy	g	1-4	1-2	4-4	1	1	2	3	7	2	1	0	0	29
22	Blair Watson	g	5-12	4-10	0-0	1	3	4	4	14	2	1	1	0	33
01	Ieshia Small	g	4-9	0-1	0-0	1	7	8	5	8	2	2	0	0	24
21	Sarah Myers	g	1-4	0-1	2-2	0	0	0	1	4	6	0	0	1	23
34	Brianna Fraser	g	2-9	0-0	3-6	2	3	5	7	0	3	4	0	0	27
Team						1	2	3							
Totals			27-63	7-18	25-29	12	24	36	29	86	15	12	5	2	200

1st-FG %: 5-11 45.5% 2nd: 6-14 42.9% 3rd: 7-17 41.2% 4th: 9-21 42.9% Game: 27-63 42.9% Deadball Rebounds 2  
3FG %: 1-3 33.3% 2-4 50.0% 2-5 40.0% 2-6 33.3% 7-18 38.9%  
FT %: 2-4 50.0% 9-10 90.0% 2-2 100.0% 12-13 92.3% 25-29 86.2%

Officials: Tina Napier, Usa Mattingly, Felicia Grinter  
Technical fouls: South Carolina-HERBERT HARRIGAN, M. #15/13 Maryland-None.  
Attendance: 8677

Score by periods	1st	2nd	3rd	4th	Total
South Carolina	29	22	22	21	94
#15/13 Maryland	13	23	18	32	86

Last FG - SC 4th-00:23, UMD 4th-00:38.  
Largest lead - SC by 26 3rd-02:20, UMD None.  
SC led for 39:22. UMD led for 00:00. Game was tied for 00:38.

Score tied - 1 time.  
Lead changed - 0 times.



Official Basketball Box Score - Game Totals - Final Statistics  
#4/2 South Carolina vs Clemson  
11/16/17 7 p.m. at Clemson, S.C. (Littlejohn Coliseum)



#4/2 South Carolina 66 • 3-0

#	Player	Total		3-Ptr		Rebounds		PF	TP	A	TO	Blk	Stl	Min	
		FG-FGA	FT-FTA	FG-FGA	FT-FTA	Off	Def								Tot
22	WILSON, A'ja	f	8-14	0-0	3-4	2	9	11	2	19	1	2	3	0	26
35	JENNINGS, Alexis	f	1-3	0-0	0-2	0	4	4	1	2	1	1	0	1	18
04	CLINEY, Doniyah	g	2-6	1-3	0-0	2	3	5	1	5	1	1	0	2	22
11	SPANN, Lindsey	g	7-9	6-7	0-0	0	0	0	1	20	2	2	0	1	24
52	HARRIS, Tyasha	g	0-5	0-1	1-2	1	2	3	1	1	4	3	0	0	23
00	PATRICK, Victoria	g	0-3	0-2	0-0	1	1	2	1	0	1	0	0	0	13
10	JACKSON, Bianca	g	0-3	0-1	1-2	1	1	2	4	1	7	0	0	1	26
21	HERBERT HARRIGAN,	g	3-9	0-0	1-5	0	5	5	3	7	0	0	2	1	25
23	WILLIAMS, LaDazhia	g	0-3	0-1	1-2	2	1	3	1	1	0	1	0	0	8
24	GRISSETT, LeLe	g	5-8	0-0	0-0	5	3	8	3	10	1	1	0	0	15
Team						3	3	6							
Totals			26-63	7-15	7-17	17	32	49	18	66	18	11	5	6	200

1st-FG %: 9-19 47.4% 2nd: 5-14 35.7% 3rd: 9-16 56.3% 4th: 3-14 21.4% Game: 26-63 41.3% Deadball Rebounds 6  
3FG %: 4-7 57.1% 1-3 33.3% 2-3 66.7% 0-4 0.0% 7-15 46.7%  
FT %: 1-3 33.3% 3-6 50.0% 2-4 50.0% 1-4 25.0% 7-17 41.2%

Clemson 36 • 2-1

#	Player	Total		3-Ptr		Rebounds		PF	TP	A	TO	Blk	Stl	Min	
		FG-FGA	FT-FTA	FG-FGA	FT-FTA	Off	Def								Tot
24	Ivy Atkism	f	0-3	0-0	0-0	1	1	2	0	0	0	0	1	0	16
44	Kobi Thornton	f	4-11	0-0	0-2	1	9	10	3	8	0	4	3	1	27
01	Destiny Thomas	g	1-6	0-2	0-0	1	3	4	2	2	0				





Official Basketball Box Score -- Game Totals -- Final Statistics  
**Rutgers vs #3/2 South Carolina**  
 11/24/17 1:30pm at Germain Arena (Fort Myers, Fla.)



**Rutgers 68 • 4-1**

#	Player	Total		3-Ptr		Rebounds			PF	TP	A	TO	Blk	Stl	Min
		FG	FGA	FG	FGA	FT	FTA	Off							
03	Tyler Scaife	* 9-21	0-0	2-3	1	2	3	2	20	0	3	0	1	32	
10	Kathleen Fitzpatrick	* 0-0	0-0	0-0	0	0	0	0	0	0	0	0	0	5	
12	Khadaizha Sanders	* 1-3	0-0	1-1	0	0	0	3	3	2	2	0	1	15	
35	Stasha Carey	* 3-4	2-3	0-0	0	1	1	2	8	0	3	0	0	20	
40	Victoria Harris	* 0-2	0-1	0-0	2	3	5	4	0	0	0	0	0	11	
01	Jazlynd Rollins	5-9	0-3	0-0	0	1	1	1	10	4	1	0	3	30	
04	Kate Hill	0-0	0-0	0-0	0	0	0	0	0	1	0	0	0	4	
05	Ciani Cryor	2-6	2-4	0-0	0	1	1	2	6	4	5	0	0	27	
11	Nigia Greene	0-2	0-2	0-0	0	0	0	1	0	0	1	0	0	3	
13	Mael Gilles	0-2	0-0	0-0	2	0	2	1	0	0	0	0	1	8	
15	Caitlin Jenkins	4-8	0-0	0-0	4	4	8	3	8	0	0	3	0	18	
31	Tekia Mack	2-4	1-2	8-9	1	4	5	3	13	2	3	1	4	23	
32	Desiree Keeling	0-1	0-0	0-0	0	0	0	0	0	0	1	0	0	1	
44	Jordan Wallace	0-0	0-0	0-0	0	0	0	0	0	0	0	0	0	3	
Team					1	2	3								
Totals		26-62	5-15	11-13	11	18	29	22	68	12	20	4	10	200	

1st - FG %:	5-14	35.7%	2nd:	5-18	27.8%	3rd:	7-12	58.3%	4th:	9-18	50.0%	Game:	26-62	41.9%	Deadball	
3FG %:	0-2	0.0%	1-6	16.7%	2-2	100.0%	2-5	40.0%	5-15	33.3%						
FT %:	3-5	60.0%	2-2	100.0%	3-3	100.0%	3-3	100.0%	11-13	84.6%						

**#3/2 South Carolina 78 • 5-0**

#	Player	Total		3-Ptr		Rebounds			PF	TP	A	TO	Blk	Stl	Min
		FG	FGA	FG	FGA	FT	FTA	Off							
22	WILSON, A'ja	f 9-15	0-0	15-17	1	9	10	2	33	3	2	5	1	34	
35	JENNINGS, Alexis	f 2-2	0-0	2-2	1	3	4	2	6	1	2	0	1	22	
04	CLINEY, Doniyah	f 4-5	0-1	0-0	0	1	1	4	8	1	2	0	0	24	
11	SPANN, Lindsey	g 6-10	3-5	2-2	0	3	3	0	17	1	3	0	1	37	
52	HARRIS, Tyasha	g 3-8	0-1	3-4	1	3	4	1	9	4	5	0	1	36	
00	PATRICK, Victoria	0-0	0-0	0-0	0	0	0	0	0	0	0	0	0	2	
10	JACKSON, Bianca	1-3	1-2	0-0	0	2	2	3	3	2	1	0	2	26	
21	HERBERT HARRIGAN,	1-3	0-0	0-0	2	0	2	2	2	2	0	0	2	11	
23	WILLIAMS, LaDazhia	0-1	0-0	0-0	0	0	0	0	0	1	0	0	0	3	
24	GRISSETT, LeLe	0-1	0-0	0-0	0	2	2	2	0	2	0	1	1	5	
Team					1	3	4								
Totals		26-48	4-9	22-25	6	26	32	16	78	14	18	5	12	200	

1st - FG %:	6-11	54.5%	2nd:	6-13	46.2%	3rd:	5-10	50.0%	4th:	9-14	64.3%	Game:	26-48	54.2%	Deadball	
3FG %:	0-1	0.0%	1-2	50.0%	2-3	66.7%	1-3	33.3%	4-4	100.0%						
FT %:	6-8	75.0%	2-2	100.0%	7-8	87.5%	7-7	100.0%	22-25	88.0%						

Officials: Brian Garland, Kevin Pethel, Dawn Marsh  
 Technical fouls: Rutgers-None. #3/2 South Carolina-None.  
 Attendance: 1207

Score by periods	1st	2nd	3rd	4th	Total
Rutgers	13	13	19	23	68
#3/2 South Carolina	18	15	19	26	78

Points	In	Off	2nd	Fast	
Rutgers	28	13	11	15	37
#3/2 South Carolina	36	13	9	14	5

Score tied - 2 times.  
 Lead changed - 6 times.  
 Largest lead - RU by 6 1st-05:36, SC by 11 2nd-08:41.  
 RU led for 03:53. SC led for 33:13. Game was tied for 02:54.

Official Basketball Box Score -- Game Totals -- Final Statistics  
**#6/6 Notre Dame vs South Carolina**  
 11/26/17 7:00pm at Germain Arena (Fort Myers, Fla.)

**#6/6 Notre Dame 92 • 6-0**

#	Player	Total		3-Ptr		Rebounds			PF	TP	A	TO	Blk	Stl	Min
		FG	FGA	FG	FGA	FT	FTA	Off							
01	Lili Thompson	* 2-5	1-1	1-2	0	2	2	2	6	5	4	1	2	30	
03	Marina Mabrey	* 5-10	2-4	0-0	1	2	3	1	12	2	1	0	1	26	
05	Jackie Young	* 8-16	0-0	6-8	2	8	10	3	22	4	1	0	1	37	
23	Jessica Shepard	* 5-7	0-0	0-0	1	4	5	4	10	2	2	0	0	36	
24	Arica Ogunbowale	* 8-17	1-2	6-8	3	4	7	2	23	5	1	0	2	35	
02	Kaitlin Cole	0-0	0-0	0-0	0	0	0	0	0	0	1	0	0	0	
21	Kristina Nelson	4-5	0-0	0-0	1	0	1	3	8	1	3	1	0	12	
30	Mikayla Vaughn	1-1	0-0	0-0	0	1	1	0	2	0	0	0	0	3	
33	Kathryn Westfeld	4-6	1-2	0-0	3	1	4	3	9	0	0	0	0	21	
Team					1	1	2								
Totals		37-67	5-9	13-18	12	23	35	18	92	19	13	2	6	200	

1st - FG %:	8-18	44.4%	2nd:	10-15	66.7%	3rd:	10-21	47.6%	4th:	9-13	69.2%	Game:	37-67	55.2%	Deadball	
3FG %:	2-5	40.0%	1-1	100.0%	1-2	50.0%	1-1	100.0%	5-9	55.6%						
FT %:	0-0	0.0%	2-2	100.0%	4-4	100.0%	7-12	58.3%	13-18	72.2%						

**South Carolina 85 • 6-1**

#	Player	Total		3-Ptr		Rebounds			PF	TP	A	TO	Blk	Stl	Min
		FG	FGA	FG	FGA	FT	FTA	Off							
22	WILSON, A'ja	f 12-20	0-0	10-13	3	6	9	2	34	5	4	3	3	39	
35	JENNINGS, Alexis	f 5-8	0-1	2-4	3	3	6	2	12	0	3	1	0	25	
04	CLINEY, Doniyah	g 4-4	2-2	2-2	1	4	5	4	12	3	4	0	0	33	
11	SPANN, Lindsey	g 3-14	3-11	1-2	0	0	2	2	10	3	0	0	0	39	
52	HARRIS, Tyasha	g 3-8	1-5	0-0	0	2	2	5	7	5	2	0	4	35	
10	JACKSON, Bianca	2-2	0-0	0-0	0	2	2	2	4	2	1	0	0	13	
21	HERBERT HARRIGAN,	1-4	0-0	0-0	0	1	1	1	2	0	2	1	0	8	
24	GRISSETT, LeLe	2-5	0-0	0-0	1	1	2	1	4	0	0	1	1	8	
Team					5	1	6								
Totals		32-65	6-19	15-21	13	20	33	19	85	18	16	6	8	200	

1st - FG %:	11-19	57.9%	2nd:	3-12	25.0%	3rd:	4-13	30.8%	4th:	14-21	66.7%	Game:	32-65	49.2%	Deadball	
3FG %:	4-8	50.0%	1-3	33.3%	1-6	16.7%	0-2	0.0%	6-19	31.6%						
FT %:	2-4	50.0%	3-4	75.0%	8-11	72.7%	2-2	100.0%	15-21	71.4%						

Officials: Sue Blach, Mark Zentz, Michael McConnell  
 Technical fouls: #6/6 Notre Dame-None. South Carolina-None.  
 Attendance: 1707

Score by periods	1st	2nd	3rd	4th	Total
#6/6 Notre Dame	18	23	25	26	92
South Carolina	28	10	17	30	85

Points	In	Off	2nd	Fast	
ND	58	20	19	8	19
SC	42	13	13	10	10

Score tied - 2 times.  
 Lead changed - 3 times.  
 Largest lead - ND by 19 4th-06:34, SC by 12 2nd-08:53.  
 ND led for 21:42. SC led for 17:22. Game was tied for 00:44.



Official Basketball Box Score -- Game Totals -- Final Statistics  
**#3/2 South Carolina vs St. John's**  
 11/25/17 5:00pm at Germain Arena (Fort Myers, Fla.)



**#3/2 South Carolina 76 • 6-0**

#	Player	Total		3-Ptr		Rebounds			PF	TP	A	TO	Blk	Stl	Min
		FG	FGA	FG	FGA	FT	FTA	Off							
04	CLINEY, Doniyah	* 2-6	0-2	1-2	0	4	4	3	5	5	3	0	1	33	
11	SPANN, Lindsey	* 2-3	1-1	0-0	0	0	0	4	5	1	2	0	0	20	
22	WILSON, A'ja	* 5-7	1-1	6-8	1	16	17	3	17	2	4	3	0	28	
35	JENNINGS, Alexis	* 10-15	0-1	5-6	2	2	4	2	25	1	1	0	0	31	
52	HARRIS, Tyasha	* 3-10	1-5	1-2	0	2	2	4	8	3	4	1	1	36	
00	PATRICK, Victoria	0-0	0-0	0-0	0	0	0	0	0	0	0	0	0	3	
10	JACKSON, Bianca	2-4	2-3	2-2	1	2	3	2	8	1	0	0	0	21	
21	HERBERT HARRIGAN,	2-3	0-1	0-0	0	3	4	4	4	1	2	0	0	20	
23	WILLIAMS, LaDazhia	0-0	0-0	1-2	0	0	0	2	1	0	1	0	0	2	
24	GRISSETT, LeLe	0-0	0-0	3-4	0	1	1	1	3	0	1	0	0	6	



Official Basketball Box Score -- Game Totals -- Final Statistics  
**#14/16 Duke vs #5/6 South Carolina**  
 12/03/17 12 p.m. at Columbia, S.C./Colonial Life Arena



**#14/16 Duke 52 • 6-2**

#	Player	Total		3-Ptr		Rebounds			PF	TP	A	TO	Blk	Stl	Min
		FG-FGA	FT-FTA	FG-FGA	FT-FTA	Off	Def	Tot							
05	Leaonna Odom	f	3-11	0-0	0-0	0	1	1	3	6	1	2	3	2	34
35	Erin Mathias	f	7-9	0-0	2-2	2	4	6	5	16	1	2	2	0	29
04	Lexie Brown	g	5-14	1-4	2-2	0	1	1	1	13	4	0	0	3	34
12	Mikayla Boykin	g	0-4	0-2	1-2	0	2	2	0	1	4	2	0	0	17
23	Rebecca Greenwell	g	3-8	0-2	2-2	2	4	6	0	8	2	2	1	2	38
02	Haley Gorecki	g	0-2	0-1	0-0	0	2	2	1	0	2	4	0	0	13
14	Faith Suggs	g	0-0	0-0	0-0	0	0	0	1	0	0	0	0	0	7
21	Bego Faz Davalos	g	3-5	0-0	0-0	0	1	1	1	6	0	1	0	2	9
25	Jade Williams	g	1-1	0-0	0-2	2	0	2	3	2	0	0	0	0	3
32	Jayda Adams	g	0-1	0-0	0-0	0	0	0	0	0	0	0	0	0	4
44	Madison Treece	g	0-3	0-1	0-0	0	1	1	3	0	0	0	0	0	12
Team						4	0	4							
Totals			22-58	1-10	7-10	10	16	26	18	52	14	13	6	9	200

1st - FG %: 6-13 46.2% 2nd: 5-11 45.5% 3rd: 5-18 27.8% 4th: 6-16 37.5% Game: 22-58 37.9% Deadball Rebounds 3,2  
 3FG %: 1-4 25.0% 0-1 0.0% 0-3 0.0% 0-2 0.0% 1-10 10.0%  
 FT %: 0-0 0.0% 4-4 100.0% 0-0 0.0% 3-6 50.0% 7-10 70.0%

**#5/6 South Carolina 72 • 8-1**

#	Player	Total		3-Ptr		Rebounds			PF	TP	A	TO	Blk	Stl	Min
		FG-FGA	FT-FTA	FG-FGA	FT-FTA	Off	Def	Tot							
22	WILSON, A'ja	f	8-16	0-0	2-5	3	8	11	1	18	1	1	0	2	29
35	JENNINGS, Alexis	f	9-15	0-0	3-8	8	2	10	3	21	2	3	1	2	33
04	CLINEY, Doniyah	g	3-8	0-2	0-0	1	3	4	1	6	5	1	1	1	37
10	JACKSON, Bianca	g	2-5	0-1	0-0	2	2	4	1	4	1	3	0	0	34
52	HARRIS, Tyasha	g	4-8	0-2	0-0	0	5	5	0	8	5	2	0	2	34
00	PATRICK, Victoria	g	1-4	1-3	0-0	0	0	0	2	3	1	0	0	0	14
21	HERBERT HARRIGAN,	g	3-4	0-0	2-2	0	1	1	0	8	1	1	1	0	14
23	WILLIAMS, LaDazhia	g	0-1	0-0	0-0	0	0	0	0	0	0	0	0	0	1
24	GRISSETT, LeLe	g	2-2	0-0	0-0	0	0	0	1	4	0	0	0	0	4
Team			32-63	1-8	7-15	1	4	5			1				200
Totals			26-63	1-10	16-25	15	25	40	9	72	16	12	3	7	200

1st - FG %: 8-15 53.3% 2nd: 9-18 50.0% 3rd: 8-17 47.1% 4th: 7-13 53.8% Game: 32-63 50.8% Deadball Rebounds 6,1  
 3FG %: 0-2 0.0% 1-3 33.3% 0-2 0.0% 0-1 0.0% 1-8 12.5%  
 FT %: 2-2 100.0% 1-4 25.0% 1-3 33.3% 3-6 50.0% 7-15 46.7%

Officials: Mark Zentz, Cameron Inouye, Denise Brooks  
 Technical fouls: #14/16 Duke-None. #5/6 South Carolina-None.  
 Attendance: 13054

Score by periods	1st	2nd	3rd	4th	Total
#14/16 Duke	13	14	10	15	52
#5/6 South Carolina	18	20	17	17	72

Points	In	Off	2nd	Fast	Bench
DU	32	9	8	8	8
SC	54	19	17	10	15

Last FG - DU 4th-00:43, SC 4th-01:33.  
 Largest lead - DU by 3 1st-09:30, SC by 22 4th-03:07.  
 DU led for 03:27, SC led for 36:03. Game was tied for 00:30.

Score tied - 1 time.  
 Lead changed - 1 time.



Official Basketball Box Score -- Game Totals -- Final Statistics  
**Coll. of Charleston vs #5/6 South Carolina**  
 12/05/17 7 p.m. at Columbia, S.C./Colonial Life Arena



**Coll. of Charleston 43 • 2-6**

#	Player	Total		3-Ptr		Rebounds			PF	TP	A	TO	Blk	Stl	Min
		FG-FGA	FT-FTA	FG-FGA	FT-FTA	Off	Def	Tot							
15	Brown, Tanisha	f	2-9	0-0	2-2	4	2	6	3	6	0	8	0	1	27
21	Larson, Baileigh	c	2-4	0-0	3-4	1	3	4	3	7	0	4	0	1	17
02	Huff, Darlen	g	2-8	2-4	4-4	1	4	5	2	10	1	0	0	5	32
03	Brown, Shiclasia	g	3-18	1-2	0-0	2	4	6	3	7	4	3	0	1	35
25	Ford, Deja	g	0-8	0-1	0-0	1	1	2	2	0	1	1	0	1	29
05	Dorsey, Cailin	g	0-1	0-1	0-0	0	0	1	2	0	1	0	0	0	10
10	Heath, Dee	g	0-1	0-0	1-2	0	0	0	0	1	0	0	0	0	5
11	Goodson, Bryanna	g	2-6	1-3	0-0	0	0	0	0	5	0	1	0	0	13
20	Sullivan, Bri	g	0-2	0-0	0-0	0	3	3	2	0	0	2	0	0	12
23	Boyd, Bri	g	3-6	0-0	1-4	3	2	5	2	7	0	1	1	2	14
24	Maddox, Lexi	g	0-1	0-0	0-0	0	1	1	0	0	0	0	0	0	6
Team						1	4	5			1				
Totals			14-64	4-11	11-16	13	25	38	19	43	7	21	1	11	200

1st - FG %: 2-12 16.7% 2nd: 1-18 5.6% 3rd: 5-17 29.4% 4th: 6-17 35.3% Game: 14-64 21.9% Deadball Rebounds 2,1  
 3FG %: 2-2 100.0% 0-3 0.0% 2-3 66.7% 0-3 0.0% 4-11 36.4%  
 FT %: 0-0 0.0% 2-2 100.0% 5-6 83.3% 4-8 50.0% 11-16 68.8%

**#5/6 South Carolina 69 • 9-1**

#	Player	Total		3-Ptr		Rebounds			PF	TP	A	TO	Blk	Stl	Min
		FG-FGA	FT-FTA	FG-FGA	FT-FTA	Off	Def	Tot							
22	WILSON, A'ja	f	10-20	0-1	6-7	4	11	15	0	26	0	1	1	3	22
35	JENNINGS, Alexis	f	5-7	0-0	2-2	1	4	5	2	12	1	2	3	0	21
04	CLINEY, Doniyah	g	0-3	0-0	0-0	2	2	4	2	0	1	3	1	0	21
10	JACKSON, Bianca	g	3-8	0-2	0-0	2	8	10	3	6	3	0	0	1	33
52	HARRIS, Tyasha	g	2-7	0-3	5-6	0	4	4	0	9	7	4	1	5	38
00	PATRICK, Victoria	g	1-5	1-4	0-0	0	0	0	1	3	0	3	0	0	19
21	HERBERT HARRIGAN,	g	1-7	0-0	0-0	1	2	3	2	2	1	1	4	0	20
23	WILLIAMS, LaDazhia	g	0-1	0-0	1-2	1	1	2	4	1	1	2	0	1	12
24	GRISSETT, LeLe	g	4-5	0-0	2-8	2	4	6	0	10	3	0	0	2	14
Team						2	1	3			1				200
Totals			26-63	1-10	16-25	15	37	52	14	69	17	17	10	12	200

1st - FG %: 7-22 31.8% 2nd: 6-14 42.9% 3rd: 8-14 57.1% 4th: 6-13 46.2% Game: 26-63 41.3% Deadball Rebounds 5,3  
 3FG %: 0-2 0.0% 0-3 0.0% 0-1 0.0% 1-3 33.3% 1-10 10.0%  
 FT %: 5-6 83.3% 3-5 60.0% 3-4 75.0% 5-10 50.0% 16-25 64.0%

Officials: Bryan Enterline, Scott Yarbrough, Amy Bonner  
 Technical fouls: Coll. of Charleston-None. #5/6 South Carolina-None.  
 Attendance: 11732  
 Game time 1:46

Score by periods	1st	2nd	3rd	4th	Total
Coll. of Charleston	6	4	17	16	43
#5/6 South Carolina	19	15	19	16	69

Points	In	Off	2nd	Fast	Bench
COFC	12	14	6	7	13
SC	42	23	11	17	16

Last FG - COFC 4th-02:13, SC 4th-01:18.  
 Largest lead - COFC by 1 1st-08:30, SC by 28 4th-08:10.  
 COFC led for 00:15, SC led for 38:23. Game was tied for 01:09.

Score tied - 0 times.  
 Lead changed - 2 times.



Official Basketball Box Score -- Game Totals -- Final Statistics  
**Savannah State vs #4/5 South Carolina**  
 12/17/17 3 p.m. at Columbia, S.C./Colonial Life Arena



**Savannah State 38 • 2-7**

#	Player	Total		3-Ptr		Rebounds			PF	TP	A	TO	Blk	Stl	Min
		FG-FGA	FT-FTA	FG-FGA	FT-FTA	Off	Def	Tot							
02	ALLEN, Kaylee	f	1-9	0-0	4-4	1	4	5	2	6	0	9	0	3	26
33	SOEWELL, Alexxus	c	1-5	0-0	1-2	3	3	6	3	3	0	2	0	0	31
03	MOTON, Heniaya	g	0-1	0-0	2-2	0	1	1	0	2	0	2	0	1	17
04	ANDERSON, Jaqueline	g	0-4	0-2	0-0	1	1	2	2	0	2	3	0	0	30
25	SCOTT, Donasja	g	7-14	0-1	3-4	1	2	3	4	17	0	3	0	2	32
12	GRAY, Jalea	g	0-2	0-0	2-2	1	1	2	2	2	0	1	0	0	11
14	RUSSELL, Praise	g	0-1	0-0	0-0	0	0	0	1	0	0	1	0	0	13
22	FARMER, Nadia	g	0-4	0-3	0-0	0	2	2	0	0	0	0	0	0	10
32	BARTLETT, Jazmine	g	2-6	0-0	2-3	0	1	1	1	6	0	1	0	0	17
44	VANCE, Kayla	g	0-1	0-0	0-0	0	1	1	2	0	0	2	0	1	8
55	GALLISHAW, Sabree	g	1-3	0-0	0-0	2	1	3	1	2	0	1	0	0	5
Team						4	2	6			2				
Totals			12-50	0-6	14-17	13	19	32	18	38	2	27	0	7	200

1st - FG %: 6-15 40.0% 2nd: 2-11 18.2% 3rd: 1-9 11.1% 4th: 3-15 20.0% Game: 12-50 24.0% Deadball Rebounds 2  
 3FG %: 0-0 0.0% 0-1 0.0% 0-1 0.0%



Official Basketball Box Score -- Game Totals -- Final Statistics  
**#22/21 Texas A&M vs #4/5 South Carolina**  
 12/31/17 2 p.m. at Columbia, S.C./Colonial Life Arena



**#22/21 Texas A&M 59 • 11-4 (0-1 SEC)**

#	Player	Total		3-Ptr		Rebounds			PF	TP	A	TO	Blk	Stl	Min
		FG-FGA	FT-FTA	FG-FGA	FT-FTA	Off	Def	Tot							
05	Anriel Howard	f	1-6	0-2	0-0	7	9	16	3	2	2	0	0	0	37
21	Jasmine Lumpkin	f	1-3	0-0	1-2	2	1	3	4	3	2	2	1	4	30
00	Khaalia Hillsman	c	2-7	0-0	2-4	4	2	6	4	6	1	1	1	1	29
03	Chenedy Carter	g	15-37	4-9	2-2	1	2	3	4	36	4	3	0	2	40
12	Danni Williams	g	5-15	1-5	1-2	0	5	5	0	12	3	2	0	0	38
11	Kayla Wells		0-0	0-0	0-0	0	0	0	0	0	0	1	0	0	10
14	Jada Walton		0-0	0-0	0-0	0	1	1	0	0	0	1	0	0	2
31	N'dea Jones		0-0	0-0	0-0	0	1	1	0	0	0	1	1	3	
34	Caylinne Martin		0-1	0-0	0-0	0	0	0	4	0	0	1	0	0	11
Team					2		3								
Totals			24-69	5-16	6-10	16	22	38	19	59	12	11	3	8	200

1st FG %: 5-17 29.4% 2nd: 5-19 26.3% 3rd: 10-19 52.6% 4th: 4-14 28.6% Game: 24-69 34.8% Deadball Rebounds: 2  
 3FG %: 0-3 0.0% 2-4 50.0% 3-6 50.0% 0-3 0.0% 5-16 31.3%  
 FT %: 1-2 50.0% 2-4 50.0% 1-2 50.0% 2-2 100.0% 6-10 60.0%

**#4/5 South Carolina 61 • 12-1 (1-0 SEC)**

#	Player	Total		3-Ptr		Rebounds			PF	TP	A	TO	Blk	Stl	Min
		FG-FGA	FT-FTA	FG-FGA	FT-FTA	Off	Def	Tot							
22	WILSON, A'ja	f	9-20	1-1	6-9	4	11	15	3	25	4	2	3	0	33
35	JENNINGS, Alexis	f	2-7	0-0	2-2	1	2	3	2	6	0	1	3	1	25
04	CLINEY, Doniyah	g	7-17	0-4	2-5	2	2	4	0	16	1	5	0	1	37
20	JACKSON, Bianca	g	0-2	0-1	0-0	2	4	6	2	0	1	2	0	0	35
52	HARRIS, Tyasha	g	5-7	1-1	0-2	0	1	1	2	11	7	3	0	0	35
00	PATRICK, Victoria	g	0-1	0-0	0-0	0	0	0	0	0	0	0	0	0	3
11	SPANN, Lindsey		1-4	1-2	0-0	0	1	1	0	3	0	0	0	1	11
21	HERBERT HARRIGAN,		0-1	0-0	0-0	0	3	3	0	0	1	1	0	0	7
23	WILLIAMS, LaDazhia		0-0	0-0	0-0	0	0	0	0	0	0	0	0	0	2
24	GRISSETT, LeLe		0-0	0-0	0-0	1	1	2	4	0	0	2	1	1	12
Team					2		5		7						
Totals			24-59	3-9	10-18	12	30	42	13	61	14	17	7	4	200

1st FG %: 9-14 64.3% 2nd: 2-11 18.2% 3rd: 4-17 23.5% 4th: 9-17 52.9% Game: 24-59 40.7% Deadball Rebounds: 9,1  
 3FG %: 2-2 100.0% 1-2 50.0% 0-0 0.0% 0-0 0.0% 3-9 33.3%  
 FT %: 0-0 0.0% 2-4 50.0% 6-12 50.0% 2-2 100.0% 10-18 55.6%

Officials: Beverly Roberts, Carla Fountain, Frank Steratore  
 Technical fouls: #22/21 Texas A&M-None. #4/5 South Carolina-None.  
 Attendance: 13431

Score by periods	1st	2nd	3rd	4th	Total
#22/21 Texas A&M	11	14	24	10	59
#4/5 South Carolina	20	7	14	20	61

Points	In	Off	2nd	Fast	Bench
TAMU	28	13	14	17	0
SC	36	5	8	12	3

Last FG - TAMU 4th-01:08, SC 4th-00:01.  
 Largest lead - TAMU by 11 3rd-03:57, SC by 12 2nd-09:05.  
 TAMU led for 11:24. SC led for 25:34. Game was tied for 03:02.

Score tied - 4 times.  
 Lead changed - 4 times.



Official Basketball Box Score -- Game Totals -- Final Statistics  
**#4/5 South Carolina 88 • 13-1, 2-0 SEC**  
 01/04/18 6 p.m. at Oxford, Miss. (The Pavilion at Ole Miss)



**#4/5 South Carolina 88 • 13-1, 2-0 SEC**

#	Player	Total		3-Ptr		Rebounds			PF	TP	A	TO	Blk	Stl	Min
		FG-FGA	FT-FTA	FG-FGA	FT-FTA	Off	Def	Tot							
04	CLINEY, Doniyah	*	4-11	0-1	6-6	2	3	5	0	14	4	1	1	1	32
10	JACKSON, Bianca	*	2-6	1-4	1-2	2	2	4	0	6	4	0	0	1	29
22	WILSON, A'ja	*	10-17	0-0	5-8	6	9	15	3	25	3	0	4	0	29
35	JENNINGS, Alexis	*	5-9	0-0	4-4	4	5	9	2	14	3	2	0	3	33
52	HARRIS, Tyasha	*	4-10	1-5	1-2	0	2	2	0	10	6	0	0	2	29
00	PATRICK, Victoria		3-5	3-5	2-2	1	1	2	2	11	1	0	0	1	15
11	SPANN, Lindsey		3-7	2-5	0-0	0	1	1	2	8	1	2	0	0	14
21	HERBERT HARRIGAN,		0-1	0-0	0-0	0	5	5	3	0	2	0	0	0	10
23	WILLIAMS, LaDazhia		0-0	0-0	0-0	0	0	0	0	0	0	0	0	0	1
24	GRISSETT, LeLe		0-2	0-0	0-0	0	0	0	2	0	0	0	0	0	8
Team					2		2								
Totals			31-68	7-20	19-24	17	28	45	14	88	24	5	5	8	200

1st FG %: 7-21 33.3% 2nd: 8-18 44.4% 3rd: 8-16 50.0% 4th: 8-13 61.5% Game: 31-68 45.6% Deadball Rebounds: 3  
 3FG %: 1-4 25.0% 3-7 42.9% 0-3 0.0% 3-6 50.0% 7-20 35.0%  
 FT %: 1-3 33.3% 0-0 0.0% 8-9 88.9% 10-12 83.3% 19-24 79.2%

**Ole Miss 62 • 10-5, 0-2 SEC**

#	Player	Total		3-Ptr		Rebounds			PF	TP	A	TO	Blk	Stl	Min
		FG-FGA	FT-FTA	FG-FGA	FT-FTA	Off	Def	Tot							
00	Nixon, Chyna	*	0-1	0-1	0-0	0	1	1	2	0	1	0	1	0	19
01	Glover, Bree	*	1-2	0-0	2-2	2	5	7	3	4	1	0	1	0	23
20	Muhammad, Madinah	*	10-22	4-10	5-6	0	3	3	5	29	1	4	0	1	38
25	Alston, Alissa	*	4-12	1-4	2-2	2	4	6	1	11	8	5	0	1	40
02	Gibson, Shelby	*	3-12	3-11	1-2	0	4	4	3	10	0	1	0	1	28
10	Muhte, Cecilia		0-0	0-0	0-0	0	0	0	0	0	0	0	0	0	3
12	Johnson, Barbara		0-2	0-1	0-2	0	0	0	0	0	0	0	0	0	7
32	Rodgers, Kate		2-2	0-0	0-0	0	1	1	1	4	0	0	0	1	14
44	Lewis, Torri		0-0	0-0	0-0	0	0	0	0	0	1	1	0	0	16
55	Taylor, Promise		2-4	0-0	0-1	0	2	2	2	4	0	0	1	0	12
Team					5		6								
Totals			22-57	8-27	10-15	9	21	30	17	62	12	11	3	4	200

1st FG %: 4-13 30.8% 2nd: 6-13 46.2% 3rd: 8-18 44.4% 4th: 4-13 30.8% Game: 22-57 38.6% Deadball Rebounds: 3,1  
 3FG %: 0-7 0.0% 3-6 50.0% 3-8 37.5% 2-6 33.3% 8-27 29.6%  
 FT %: 2-4 50.0% 3-3 100.0% 3-3 100.0% 2-5 40.0% 10-15 66.7%

Officials: Dee Kantner, Brian Garland, Douglas Knight  
 Technical fouls: #4/5 South Carolina-None. Ole Miss-None.  
 Attendance: 1018

Score by periods	1st	2nd	3rd	4th	Total
#4/5 South Carolina	16	19	24	29	88
Ole Miss	10	18	22	12	62

Points	In	Off	2nd	Fast	Bench
SC	40	17	19	10	19
OM	22	5	7	2	8

Last FG - SC 4th-00:35, OM 4th-03:11.  
 Largest lead - SC by 26 4th-00:35, OM by 2 1st-08:32.  
 SC led for 35:27. OM led for 00:24. Game was tied for 04:09.

Score tied - 2 times.  
 Lead changed - 1 time.



Official Basketball Box Score -- Game Totals -- Final Statistics  
**#4/5 South Carolina vs #15/15 Missouri**  
 01/07/18 1 p.m. at Mizzou Arena



**#4/5 South Carolina 74 • 13-2 (2-1)**

#	Player	Total		3-Ptr		Rebounds			PF	TP	A	TO	Blk	Stl	Min
		FG-FGA	FT-FTA	FG-FGA	FT-FTA	Off	Def	Tot							
04	CLINEY, Doniyah	*	1-7	0-1	0-0	0	1	1	4	2	0	0	0	2	24
11	SPANN, Lindsey	*	4-11	3-10	0-0	0	2	2	4	11	0	1	0	0	30
22	WILSON, A'ja	*	4-7	0-0	0-2	0	6	6	5	8	0	3	3	0	19
35	JENNINGS, Alexis	*	4-6	0-0	3-4	3	2	5	3	11	1	1	0	0	21
52	HARRIS, Tyasha	*	6-12	0-2	2-2	0	0	0	3	14	10	2	0	3	38
00	PATRICK, Victoria		0-0	0-0	0-0	0	0	0	0	0	0	0	0	0	3
10	JACKSON, Bianca		4-6	3-5	3-4	1	1	2	3	14	1	0	0	1	29
21	HERBERT HARRIGAN,		4-6	0-0	3-4	1	1	2	1	11	1	1	2	21	
24	GRISSETT, LeLe		0-3	0-0	3-4	0	4	4	1	3	0	2	0	1	15
Team					2		2		4						
Totals			27-58	6-18	14-20	7	19	26	26	74	12	10	4	9	200

1st FG %: 7-13 53.8% 2nd: 3-15 20.0% 3rd: 8-13 61.5% 4th: 9-17 52.9% Game: 27-58 46.6% Deadball Rebounds: 2  
 3FG %: 1-5 20.0% 1-5 20.0% 2-2 100.0% 2-6 33.3% 6-18 33.3%  
 FT %: 3-4 75.0% 4-4 100.0% 3-4 75.0% 4-8 50.0%

**#15/15 Missouri 83 • 14-2 (2-1)**

#	Player	Total		3-Ptr		Rebounds			PF	TP	A	TO	Blk	Stl	Min
		FG-FGA	FT-FTA	FG-FGA	FT-FTA	Off	Def	Tot							
03	CUNNINGHAM, Sophie	*	9-10	0-0	9-11	1	5	6	4	27	7	7	0	0	30
05	ALDRIDGE, Lauren	*													



Official Basketball Box Score -- Game Totals -- Final Statistics  
**#6/6 Tennessee vs #9/8 South Carolina**  
 01/14/18 1 p.m. at Columbia, S.C. / Colonial Life Arena



**#6/6 Tennessee 86 • 16-1, 4-1 SEC**

#	Player	Total			3-Ptr			Rebounds			PF	TP	A	TO	Blk	Stl	Min
		FG-FGA	FT-FTA	FT-FTA	FG-FGA	FT-FTA	Off	Def	Tot								
00	Davis, Rennia	f	5-8	0-1	1-2	2	3	5	4	11	2	0	0	0	1	27	
31	Nared, Jaime	f	5-13	0-2	11-12	1	4	5	3	21	2	6	0	0	0	37	
21	Russell, Mercedes	c	7-9	0-0	2-2	2	10	12	3	16	0	2	3	1	34		
02	Westbrook, Evina	g	6-11	2-2	0-4	0	3	3	1	14	5	3	2	2	33		
10	Jackson, Meme	g	2-5	2-5	0-2	3	3	6	3	6	3	2	0	0	29		
01	Hayes, Anastasia	g	4-7	0-0	3-4	2	1	3	2	11	4	4	0	0	29		
13	Dunbar, Kortney	g	2-2	2-2	0-0	0	0	0	0	6	0	0	0	0	4		
15	Green, Cheridene	g	0-0	0-0	1-2	0	1	1	1	1	0	0	0	1	7		
Team			4	2	6												
Totals			31-55	6-12	18-28	14	27	41	17	86	16	18	5	5	200		

1st - FG %: 6-16 37.5% 2nd: 8-11 72.7% 3rd: 9-14 64.3% 4th: 8-14 57.1% Game: 31-55 56.4% Deadball Rebounds 4,1  
 3FG %: 2-6 33.3% 2-3 66.7% 1-2 50.0% 1-1 100.0% 6-12 50.0%  
 FT %: 7-9 77.8% 4-5 80.0% 6-11 54.5% 1-3 33.3% 18-28 64.3%

**#9/8 South Carolina 70 • 14-3, 3-2 SEC**

#	Player	Total			3-Ptr			Rebounds			PF	TP	A	TO	Blk	Stl	Min
		FG-FGA	FT-FTA	FT-FTA	FG-FGA	FT-FTA	Off	Def	Tot								
21	HERBERT HARRIGAN,	f	3-9	0-0	0-2	1	1	2	4	6	0	3	1	1	17		
35	JENNINGS, Alexis	f	5-7	0-0	2-3	3	4	7	4	12	0	2	1	2	25		
04	CLINEY, Doniyah	g	4-13	0-1	1-2	0	1	1	2	9	0	3	0	0	40		
11	SPANN, Lindsey	g	1-4	1-4	0-0	0	0	0	2	3	0	1	0	1	16		
52	HARRIS, Tyasha	g	9-21	3-8	7-10	1	2	3	3	28	4	1	0	4	39		
00	PATRICK, Victoria	g	0-1	0-1	0-0	0	0	0	0	0	0	0	0	0	11		
10	JACKSON, Bianca	g	0-4	0-1	2-2	1	1	2	2	2	0	0	1	2	22		
23	WILLIAMS, LaDazhia	g	0-0	0-0	0-0	0	0	0	0	0	0	0	0	0	1		
24	GRISSETT, LeLe	g	4-5	0-0	2-4	5	3	8	3	10	0	0	0	1	29		
Team			3	2	5												
Totals			26-64	4-15	14-23	14	14	28	20	70	4	10	3	11	200		

1st - FG %: 7-16 43.8% 2nd: 7-15 46.7% 3rd: 8-19 42.1% 4th: 4-14 28.6% Game: 26-64 40.6% Deadball Rebounds 5,2  
 3FG %: 0-3 0.0% 1-4 25.0% 3-6 50.0% 0-2 0.0% 4-15 26.7%  
 FT %: 0-0 0.0% 6-10 60.0% 3-6 50.0% 5-7 71.4% 14-23 60.9%

Officials: Tina Napier, Felicia Gringer, Frank Steratore  
 Technical fouls: #6/6 Tennessee-None. #9/8 South Carolina-None.  
 Attendance: 14763

Score by periods	1st	2nd	3rd	4th	Total
#6/6 Tennessee	21	22	25	18	86
#9/8 South Carolina	14	21	22	13	70

	In	Off	2nd	Fast	Bench
Points	44	17	15	12	18
UT	36	19	15	10	12
SC					

Last FG - UT 4th-01:19, SC 4th-03:18.  
 Largest lead - UT by 18 3rd-03:55, SC by 3 1st-05:17.  
 UT led for 36:10. SC led for 03:01. Game was tied for 00:49.

Score tied - 1 time.  
 Lead changed - 4 times.



Official Basketball Box Score -- Game Totals -- Final Statistics  
**#10/10 South Carolina vs Vanderbilt**  
 01/18/18 7PM at Nashville, Tenn. (Memorial Gym)



**#10/10 South Carolina 95 • 15-3, 4-2 SEC**

#	Player	Total			3-Ptr			Rebounds			PF	TP	A	TO	Blk	Stl	Min
		FG-FGA	FT-FTA	FT-FTA	FG-FGA	FT-FTA	Off	Def	Tot								
24	GRISSETT, LeLe	f	11-12	0-0	0-1	3	6	9	4	22	0	2	0	0	0	27	
04	JENNINGS, Alexis	f	9-10	1-1	8-13	2	11	13	4	27	2	4	0	0	0	34	
35	CLINEY, Doniyah	g	3-9	0-1	4-6	0	2	2	4	10	2	3	2	1	38		
11	SPANN, Lindsey	g	6-9	5-7	0-0	0	0	0	0	17	0	0	0	0	26		
52	HARRIS, Tyasha	g	5-11	0-2	2-2	0	1	1	0	12	3	0	0	0	24		
00	PATRICK, Victoria	g	1-1	0-0	1-2	0	0	0	0	3	0	1	0	0	24		
10	JACKSON, Bianca	g	1-1	0-0	2-4	0	1	1	3	4	0	0	0	0	21		
23	WILLIAMS, LaDazhia	g	0-1	0-0	0-0	0	3	3	0	0	0	0	0	0	6		
Team			1	1	2												
Totals			36-54	6-11	17-28	6	25	31	15	95	7	10	2	1	200		

1st - FG %: 9-18 50.0% 2nd: 11-15 73.3% 3rd: 11-14 78.6% 4th: 5-7 71.4% Game: 36-54 66.7% Deadball Rebounds 8  
 3FG %: 3-5 60.0% 1-3 33.3% 2-3 66.7% 0-0 0.0% 6-11 54.5%  
 FT %: 1-2 50.0% 3-5 60.0% 1-2 50.0% 12-19 63.2%

**Vanderbilt 82 • 5-15, 1-5 SEC**

#	Player	Total			3-Ptr			Rebounds			PF	TP	A	TO	Blk	Stl	Min
		FG-FGA	FT-FTA	FT-FTA	FG-FGA	FT-FTA	Off	Def	Tot								
24	Newby, Autumn	f	1-3	0-0	0-0	1	2	3	4	2	2	1	0	0	15		
02	Hall, Chelsie	g	0-2	0-0	0-0	0	0	0	2	0	0	1	0	0	10		
03	Bell, Rachel	g	1-4	0-1	0-0	0	0	0	0	2	0	0	0	0	6		
10	Walker, Cierra	g	4-8	2-3	3-6	2	4	6	2	13	4	3	0	0	30		
33	Reed, Christa	g	9-16	3-6	2-2	1	4	5	2	23	1	0	0	0	40		
00	Overbeck, Kayla	g	4-6	0-0	0-0	0	5	5	5	8	3	1	0	2	26		
21	Whalen, Erin	g	10-16	3-7	2-2	1	0	1	2	25	4	1	0	0	34		
30	Carter, Lealea	g	1-3	0-0	1-1	0	1	1	2	7	1	0	0	0	10		
35	Clemons-Green, K.	g	3-7	1-3	0-0	1	0	1	2	7	4	1	0	0	29		
Team			1	0	1												
Totals			33-65	9-20	7-11	8	15	23	20	82	19	8	0	2	200		

1st - FG %: 8-20 40.0% 2nd: 8-15 53.3% 3rd: 10-15 66.7% 4th: 7-15 46.7% Game: 33-65 50.8% Deadball Rebounds 3  
 3FG %: 2-5 40.0% 3-5 60.0% 2-4 50.0% 2-6 33.3% 9-20 45.0%  
 FT %: 0-0 0.0% 3-5 60.0% 0-0 0.0% 4-6 66.7% 7-11 63.6%

Officials: R:Brian Garland, U1:Laura Morris, U2:Amy Bonner  
 Technical fouls: #10/10 South Carolina-None. Vanderbilt-None.  
 Attendance: 2231

Score by periods	1st	2nd	3rd	4th	Total
#10/10 South Carolina	22	26	25	22	95
Vanderbilt	18	22	22	20	82

	In	Off	2nd	Fast	Bench
Points	56	11	13	10	7
SC	28	12	15	2	42
VANDY					

Last FG - SC 4th-01:15, VANDY 4th-02:40.  
 Largest lead - SC by 16 2nd-04:36, VANDY None.  
 SC led for 39:26. VANDY led for 00:00. Game was tied for 00:34.

Score tied - 0 times.  
 Lead changed - 0 times.



Official Basketball Box Score -- Game Totals -- Final Statistics  
**#10/10 South Carolina vs Kentucky**  
 01/21/18 12:02pm at Rupp Arena, Lexington, Ky.



**#10/10 South Carolina 81 • 16-3, 5-2 SEC**

#	Player	Total			3-Ptr			Rebounds			PF	TP	A	TO	Blk	Stl	Min
		FG-FGA	FT-FTA	FT-FTA	FG-FGA	FT-FTA	Off	Def	Tot								
24	GRISSETT, LeLe	f	0-3	0-0	1-2	2	4	6	4	1	1	3	2	1	26		
35	JENNINGS, Alexis	f	7-10	0-0	3-4	3	4	7	3	17	1	2	2	0	30		
04	CLINEY, Doniyah	g	4-7	0-1	1-2	0	0	0	2	9	5	1	0	1	37		
10	JACKSON, Bianca	g	3-8	2-4	0-0	0	4	4	3	8	0	2	0	0	33		
52	HARRIS, Tyasha	g	5-8	1-2	1-2	1	1	2	1	12	13	3	0	1	34		
00	PATRICK, Victoria	g	3-5	2-4	0-0	0	2	2	2	8	2	4	0	0	16		
22	WILSON, A'ja	g	10-12	1-1	5-8	2	6	8	2	26	1	2	4	3	21		
23	WILLIAMS, LaDazhia	g	0-0	0-0	0-0	0	0	0	0	0	0	0	0	0	3		
Team			1	4	5												
Totals			32-53	6-12	11-18	9	25	34	17	81	23	17	8	6	200		

1st - FG %: 4-16 25.0% 2nd: 9-13 69.2% 3rd: 9-11 81.8% 4th: 10-13 76.9% Game: 32-53 60.4% Deadball Rebounds 7  
 3FG %: 0-3 0.0% 1-2 50.0% 3-4 75.0% 2-3 66.7% 6-12 50.0%  
 FT %: 5-6 83.3% 2-6 33.3% 4-6 66.7% 0-0 0.0% 11-18 61.1%

**Kentucky 64 • 9-11, 1-5 SEC**

#	Player	Total			3-Ptr			Rebounds			PF	TP	A	TO	Blk	Stl	Min
		FG-FGA	FT-FTA	FT-FTA	FG-FGA	FT-FTA	Off	Def	Tot								
03	McKinney, KeKe	f	5-12	1-3	1-1	5	2	7	3	12	1	2	2	1	32		
22	Cann, Makenzie	f	1-7	1-5	0-0	0	2	2	1	3	0	1	0	1	36		
45	Rice, Alyssa	c	0-1	0-0	0-2	4	1	5	2	0	1	2	0	0	16		
04	Morris, Maci	g	6-15	2-5	5-5	0	1	1	3	19	4	2	0	2	30		
24	Murray, Taylor	g	7-15	1-4	2-2	0	2	2	1	17	2	4	0	1</			





**2017-18 South Carolina Basketball**  
**South Carolina Season Schedule/Results & Leaders (as of Jan 25, 2018)**  
**All games**



<b>RECORD:</b>	<b>OVERALL</b>	<b>HOME</b>	<b>AWAY</b>	<b>NEUTRAL</b>
ALL GAMES	17-3	9-1	6-1	2-1
CONFERENCE	6-2	3-1	3-1	0-0
NON-CONFERENCE	11-1	6-0	3-0	2-1

<b>Date</b>	<b>Opponent</b>	<b>Score</b>	<b>Att.</b>	<b>High Points</b>	<b>High Rebounds</b>
11/10/17	ALABAMA STATE	w 99-31	13723	(18)HERBERT HARRIGAN,	(10)WILSON, A'ja
11/13/17	at #15/13 Maryland	w 94-86	8677	(32)WILSON, A'ja	(13)JENNINGS, Alexis
11/16/17	at Clemson	w 66-36	1589	(20)SPANN, Lindsey	(11)WILSON, A'ja
11/19/17	WOFFORD	w 94-60	12471	(16)WILSON, A'ja	(13)WILSON, A'ja
11/24/17	@vs Rutgers	w 78-68	1207	(33)WILSON, A'ja	(10)WILSON, A'ja
11/25/17	@vs St. John's	w 76-58	1537	(25)JENNINGS, Alexis	(17)WILSON, A'ja
11/26/17	@vs #6/6 Notre Dame	85-92 L	1707	(34)WILSON, A'ja	(9)WILSON, A'ja
11/30/17	WESTERN CAROLINA	w 101-43	12020	(29)WILSON, A'ja	(8)WILLIAMS, LaDazhia
12/03/17	#14/16 DUKE	w 72-52	13054	(21)JENNINGS, Alexis	(11)WILSON, A'ja
12/05/17	COLL. OF CHARLESTON	w 69-43	11732	(26)WILSON, A'ja	(15)WILSON, A'ja
12/17/17	SAVANNAH STATE	w 99-38	13345	(26)WILSON, A'ja	(13)JENNINGS, Alexis
12/21/17	at Temple	w 87-60	3185	(28)WILSON, A'ja	(12)WILSON, A'ja
12/31/17	*#22/21 TEXAS A&M	w 61-59	13431	(25)WILSON, A'ja	(15)WILSON, A'ja
01/04/18	*at Ole Miss	w 88-62	1018	(25)WILSON, A'ja	(15)WILSON, A'ja
01/07/18	*at #15/15 Missouri	74-83 L	4652	(14)JACKSON, Bianca (14)HARRIS, Tyasha	(6)WILSON, A'ja
01/11/18	*AUBURN	w 71-63	12011	(19)WILSON, A'ja	(11)WILSON, A'ja
01/14/18	*#6/6 TENNESSEE	70-86 L	14763	(28)HARRIS, Tyasha	(8)GRISSETT, LeLe
01/18/18	*at Vanderbilt	w 95-82	2231	(27)JENNINGS, Alexis	(13)JENNINGS, Alexis
01/21/18	*at Kentucky	w 81-64	6521	(26)WILSON, A'ja	(8)WILSON, A'ja
01/25/18	*ARKANSAS	w 90-42	12844	(27)WILSON, A'ja	(13)HARRIS, Tyasha (13)WILSON, A'ja

\* = Conference game  
 @ = Gulf Coast Showcase (Estero, Fla.)

<b>Attendance Summary</b>	<b>Games</b>	<b>Attend</b>	<b>Avg/Game</b>
Home	10	129394	12939
Away	7	27873	3982
Neutral	3	4451	1484
Total	20	161718	8086



**2017-18 South Carolina Basketball**  
**South Carolina Points-Rebounds-Assists (as of Jan 25, 2018)**  
**All games**



Opponent	Date	Score		00	04	10	11	21	22	23
				PATRICK,VI	CLINEY,DON	JACKSON,BI	SPANN,LIND	HERBERT HA	WILSON,A'J	WILLIAMS,L
ALABAMA STATE	11/10/17	99-31	w	2-0-1	15-4-2	8-6-3	16-0-3	18-6-0	16-10-2	2-5-0
at #15/13 Maryland	11/13/17	94-86	w	0-0-0	6-3-4	5-0-0	15-5-2	4-3-0	32-12-3	DNP
at Clemson	11/16/17	66-36	w	0-2-1	5-5-1	1-2-7	20-0-2	7-5-0	19-11-1	1-3-0
WOFFORD	11/19/17	94-60	w	3-1-1	10-3-2	7-3-2	12-3-8	12-7-2	16-13-1	0-0-0
vs Rutgers	11/24/17	78-68	w	0-0-0	8-1-1	3-2-2	17-3-1	2-2-2	33-10-3	0-0-0
vs St. John's	11/25/17	76-58	w	0-0-0	5-4-5	8-3-1	5-0-1	4-3-1	17-17-2	1-0-0
vs #6/6 Notre Dame	11/26/17	85-92	L	DNP	12-5-3	4-2-2	10-0-3	2-1-0	34-9-5	DNP
WESTERN CAROLINA	11/30/17	101-43	w	0-1-1	9-7-3	7-4-3	DNP	12-6-0	29-7-0	11-8-0
#14/16 DUKE	12/03/17	72-52	w	3-0-1	6-4-5	4-4-1	DNP	8-1-1	18-11-1	0-0-0
COLL. OF CHARLESTON	12/05/17	69-43	w	3-0-0	0-4-1	6-10-3	DNP	2-3-1	26-15-0	1-2-1
SAVANNAH STATE	12/17/17	99-38	w	6-0-1	4-1-0	5-5-2	DNP	21-3-0	26-3-3	5-1-0
at Temple	12/21/17	87-60	w	0-1-2	11-4-2	16-3-5	DNP	7-2-2	28-12-0	0-0-0
#22/21 TEXAS A&M	12/31/17	61-59	w	0-0-0	16-4-1	0-6-1	3-1-0	0-3-1	25-15-4	0-0-0
at Ole Miss	01/04/18	88-62	w	11-2-1	14-5-4	6-4-4	8-1-1	0-5-2	25-15-3	0-0-0
at #15/15 Missouri	01/07/18	74-83	L	0-0-0	2-1-0	14-2-1	11-2-0	11-2-0	8-6-0	DNP
AUBURN	01/11/18	71-63	w	3-0-1	4-2-0	7-3-1	8-0-1	6-1-0	19-11-1	0-0-0
#6/6 TENNESSEE	01/14/18	70-86	L	0-0-0	9-1-0	2-2-0	3-0-0	6-2-0	DNP	0-0-0
at Vanderbilt	01/18/18	95-82	w	3-0-0	10-2-2	4-1-0	17-0-0	DNP	DNP	0-3-0
at Kentucky	01/21/18	81-64	w	8-2-2	9-0-5	8-4-0	DNP	DNP	26-8-1	0-0-0
ARKANSAS	01/25/18	90-42	w	4-1-0	7-5-4	16-3-1	DNP	DNP	27-13-3	4-4-0

Opponent	Date	Score		24	35	52
				GRISSETT,L	JENNINGS,A	HARRIS,TYA
ALABAMA STATE	11/10/17	99-31	w	6-5-0	7-9-1	9-0-4
at #15/13 Maryland	11/13/17	94-86	w	0-0-1	12-13-0	20-3-9
at Clemson	11/16/17	66-36	w	10-8-1	2-4-1	1-3-4
WOFFORD	11/19/17	94-60	w	8-3-0	13-6-1	13-2-3
vs Rutgers	11/24/17	78-68	w	0-2-0	6-4-1	9-4-4
vs St. John's	11/25/17	76-58	w	3-1-0	25-4-1	8-2-3
vs #6/6 Notre Dame	11/26/17	85-92	L	4-2-0	12-6-0	7-2-5
WESTERN CAROLINA	11/30/17	101-43	w	4-0-0	19-7-1	10-2-10
#14/16 DUKE	12/03/17	72-52	w	4-0-0	21-10-2	8-5-5
COLL. OF CHARLESTON	12/05/17	69-43	w	10-6-3	12-5-1	9-4-7
SAVANNAH STATE	12/17/17	99-38	w	8-6-3	10-13-2	14-4-12
at Temple	12/21/17	87-60	w	2-3-0	10-9-0	13-4-11
#22/21 TEXAS A&M	12/31/17	61-59	w	0-2-0	6-3-0	11-1-7
at Ole Miss	01/04/18	88-62	w	0-0-0	14-9-3	10-2-6
at #15/15 Missouri	01/07/18	74-83	L	3-4-0	11-5-1	14-0-10
AUBURN	01/11/18	71-63	w	3-3-0	9-7-0	12-6-11
#6/6 TENNESSEE	01/14/18	70-86	L	10-8-0	12-7-0	28-3-4
at Vanderbilt	01/18/18	95-82	w	22-9-0	27-13-2	12-1-3
at Kentucky	01/21/18	81-64	w	1-6-1	17-7-1	12-2-13
ARKANSAS	01/25/18	90-42	w	5-7-2	22-10-1	5-13-6



**2017-18 South Carolina Basketball**  
 South Carolina Team Game-by-Game Comparison (as of Jan 25, 2018)  
 All games



Opponent	1st	2nd	Score	Mar	Total FG	FG Pct	3-Pointers	3FG Pct	Free Throws	FT Pct	Rebounds	Assist	T/Over	Block	Steal	Fouls	
ALABAMA STATE	56/14	43/17	99-31	+68	37-72/11-54	.514/.204	5-19/3-9	.263/.333	20-28/6-15	.714/.400	48/31	+17	16/9	10/29	10/2	21/3	14/27
#15/13 Maryland	51/36	43/50	94-86	+8	31-67/27-63	.463/.429	8-22/7-18	.364/.389	24-33/25-29	.727/.862	41/36	+5	19/15	12/12	7/5	8/2	19/29
Clemson	37/11	29/25	66-36	+30	26-63/13-52	.413/.250	7-15/2-6	.467/.333	7-17/8-19	.412/.421	49/36	+13	18/8	11/17	5/7	6/5	18/18
WOFFORD	49/34	45/26	94-60	+34	36-65/20-64	.554/.313	6-12/6-19	.500/.316	16-26/14-15	.615/.933	48/27	+21	20/9	12/12	9/1	8/2	19/20
Rutgers	33/26	45/42	78-68	+10	26-48/26-62	.542/.419	4-9/5-15	.444/.333	22-25/11-13	.880/.846	32/29	+3	14/12	18/20	5/4	12/10	16/22
St. John's	28/16	48/42	76-58	+18	26-48/18-58	.542/.310	5-14/5-15	.357/.333	19-26/17-24	.731/.708	39/32	+7	14/11	18/12	4/1	2/6	25/22
#6/6 Notre Dame	38/41	47/51	85-92	(7)	32-65/37-67	.492/.552	6-19/5-9	.316/.556	15-21/13-18	.714/.722	33/35	(2)	18/19	16/13	6/2	8/6	19/18
WESTERN CAROLINA	56/15	45/28	101-43	+58	39-67/16-50	.582/.320	4-16/6-20	.250/.300	19-25/5-13	.760/.365	45/22	+23	18/14	12/24	4/2	16/4	13/23
#14/16 DUKE	38/27	34/25	72-52	+20	32-63/22-58	.508/.379	1-8/1-10	.125/.100	7-15/7-10	.467/.700	40/26	+14	16/14	12/13	3/6	7/9	9/18
COLL. OF CHARLESTON	34/10	35/33	69-43	+26	26-63/14-64	.413/.219	1-10/4-11	.100/.364	16-25/11-16	.640/.688	52/38	+14	17/7	17/21	10/1	12/11	14/19
SAVANNAH STATE	56/23	43/15	99-38	+61	39-67/12-50	.582/.240	5-17/0-6	.294/.000	16-23/14-17	.696/.824	38/32	+6	23/2	7/27	5/0	14/7	12/18
Temple	46/20	41/40	87-60	+27	36-67/20-75	.537/.267	8-20/8-16	.400/.500	7-15/12-16	.467/.750	47/46	+1	22/8	7/12	13/0	9/0	16/16
#22/21 TEXAS A&M	27/25	34/34	61-59	+2	24-59/24-69	.407/.348	3-9/5-16	.333/.313	10-18/6-10	.556/.600	42/38	+4	14/12	17/11	7/3	4/8	13/19
Ole Miss	35/28	53/34	88-62	+26	31-68/22-57	.456/.386	7-20/8-27	.350/.296	19-24/10-15	.792/.667	45/30	+15	24/12	5/11	5/3	8/4	14/17
#15/15 Missouri	29/35	45/48	74-83	(9)	27-58/27-48	.466/.563	6-18/8-13	.333/.615	14-20/21-28	.700/.750	26/34	(8)	12/20	10/18	4/2	9/2	26/20
AUBURN	42/25	29/38	71-63	+8	25-49/22-60	.510/.367	5-14/3-11	.357/.273	16-21/16-20	.762/.800	36/30	+6	15/6	20/12	9/2	6/10	13/19
#6/6 TENNESSEE	35/43	35/43	70-86	(16)	26-64/31-55	.406/.564	4-15/6-12	.267/.500	14-23/18-28	.609/.643	28/41	(13)	4/16	10/18	3/5	11/5	20/17
Vanderbilt	48/40	47/42	95-82	+13	36-54/33-65	.667/.508	6-11/9-20	.545/.450	17-28/7-11	.607/.636	31/23	+8	7/19	10/8	2/0	1/2	15/20
Kentucky	34/20	47/44	81-64	+17	32-53/24-62	.604/.387	6-12/5-17	.500/.294	11-18/11-15	.611/.733	34/27	+7	23/11	17/16	8/3	6/6	17/15
ARKANSAS	44/12	46/30	90-42	+48	32-75/18-67	.427/.269	4-20/2-16	.200/.125	22-31/4-10	.710/.400	62/31	+31	17/5	11/12	9/5	8/5	12/25

Note: Game totals are displayed in the format TEAM/OPPONENT for each category



**2017-18 South Carolina Basketball**  
**South Carolina Combined Team Statistics (as of Jan 25, 2018)**  
**Conference games only**



<b>RECORD:</b>	<b>OVERALL</b>	<b>HOME</b>	<b>AWAY</b>	<b>NEUTRAL</b>
ALL GAMES	6-2	3-1	3-1	0-0
CONFERENCE	6-2	3-1	3-1	0-0
NON-CONFERENCE	0-0	0-0	0-0	0-0

##	Player	gp-gs	min	avg	Total		3-Point		F-Throw		Rebounds			pf	dq	a	to	blk	stl	pts	avg	
					fg-fga	fg%	3fg-fga	3fg%	ft-fta	ft%	off	def	tot									
22	WILSON, A'ja	6-5	164	27.3	50-85	.588	2-3	.667	28-43	.651	21	47	68	11.3	18	1	12	11	26	4	130	21.7
35	JENNINGS, Alexis	8-8	216	27.0	44-64	.688	1-1	1.000	29-40	.725	21	40	61	7.6	20	0	8	12	9	7	118	14.8
52	HARRIS, Tyasha	8-8	266	33.2	39-82	.476	8-26	.308	18-27	.667	5	23	28	3.5	13	0	60	18	0	15	104	13.0
04	CLINEY, Doniyah	8-8	268	33.5	27-75	.360	0-10	.000	17-24	.708	7	13	20	2.5	15	0	16	18	4	7	71	8.9
11	SPANN, Lindsey	6-4	120	20.0	18-43	.419	14-35	.400	0-0	.000	0	4	4	0.7	9	0	2	6	0	2	50	8.3
10	JACKSON, Bianca	8-4	221	27.6	18-49	.367	9-24	.375	12-17	.706	9	16	25	3.1	15	0	8	9	1	6	57	7.1
24	GRISSETT, LeLe	8-2	147	18.4	16-31	.516	0-0	.000	12-20	.600	16	23	39	4.9	23	0	3	12	3	7	44	5.5
21	HERBERT HARRIGAN	5-1	62	12.4	10-20	.500	0-0	.000	3-6	.500	2	11	13	2.6	9	0	3	7	2	3	23	4.6
00	PATRICK, Victoria	8-0	106	13.3	9-25	.360	7-20	.350	4-6	.667	2	3	5	0.6	4	0	4	6	0	2	29	3.6
23	WILLIAMS, LaDazhia	7-0	30	4.3	2-6	.333	0-0	.000	0-0	.000	4	3	7	1.0	2	0	0	0	2	0	4	0.6
Team											15	19	34		2		1					
Total.....		8	1600		233-480	.485	41-119	.345	123-183	.672	102	202	304	38.0	130	1	116	100	47	53	630	78.8
Opponents.....		8	1600		201-483	.416	46-132	.348	93-137	.679	97	157	254	31.8	152	4	101	106	23	42	541	67.6

<b>TEAM STATISTICS</b>	<b>SC</b>	<b>OPP</b>	<b>Date</b>	<b>Opponent</b>	<b>Score</b>	<b>Att.</b>
SCORING	630	541	* 12/31/17	#22/21 TEXAS A&M	w 61-59	13431
Points per game	78.8	67.6	* 01/04/18	at Ole Miss	w 88-62	1018
Scoring margin	+11.1	-	* 01/07/18	at #15/15 Missouri	L 74-83	4652
FIELD GOALS-ATT	233-480	201-483	* 01/11/18	AUBURN	w 71-63	12011
Field goal pct	.485	.416	* 01/14/18	#6/6 TENNESSEE	L 70-86	14763
3 POINT FG-ATT	41-119	46-132	* 01/18/18	at Vanderbilt	w 95-82	2231
3-point FG pct	.345	.348	* 01/21/18	at Kentucky	w 81-64	6521
3-pt FG made per game	5.1	5.8	* 01/25/18	ARKANSAS	w 90-42	12844
FREE THROWS-ATT	123-183	93-137	* = Conference game			
Free throw pct	.672	.679	@ = Gulf Coast Showcase (Estero, Fla.)			
F-Throws made per game	15.4	11.6				
REBOUNDS	304	254				
Rebounds per game	38.0	31.8				
Rebounding margin	+6.3	-				
ASSISTS	116	101				
Assists per game	14.5	12.6				
TURNOVERS	100	106				
Turnovers per game	12.5	13.3				
Turnover margin	+0.8	-				
Assist/turnover ratio	1.2	1.0				
STEALS	53	42				
Steals per game	6.6	5.3				
BLOCKS	47	23				
Blocks per game	5.9	2.9				
ATTENDANCE	53049	14422				
Home games-Avg/Game	4-13262	4-3606				
Neutral site-Avg/Game	-	0-0				

<b>Score by Periods</b>	<b>1st</b>	<b>2nd</b>	<b>3rd</b>	<b>4th</b>	<b>Totals</b>
South Carolina	158	136	171	165	630
Opponents	106	122	189	124	541





**2017-18 South Carolina Basketball**  
**South Carolina Combined Team Statistics (as of Jan 25, 2018)**  
**All games**



<b>RECORD:</b>	<b>OVERALL</b>	<b>HOME</b>	<b>AWAY</b>	<b>NEUTRAL</b>
ALL GAMES	17-3	9-1	6-1	2-1
CONFERENCE	6-2	3-1	3-1	0-0
NON-CONFERENCE	11-1	6-0	3-0	2-1

##	Player	gp-gs	min	avg	Total		3-Point		F-Throw		Rebounds				pf	dq	a	to	blk	stl	pts	avg	
					fg-fga	fg%	3fg-fga	3fg%	ft-fga	ft%	off	def	tot	avg									
22	WILSON, A'ja	18-17	491	27.3	159-272	.585	5-10	.500	101-146	.692	57	141	198	11.0	36	1	33	38	64	20	424	23.6	
35	JENNINGS, Alexis	20-20	507	25.4	105-160	.656	1-6	.167	56-79	.709	54	97	151	7.6	42	0	19	28	21	17	267	13.4	
52	HARRIS, Tyasha	20-19	641	32.0	85-187	.455	16-62	.258	39-53	.736	7	56	63	3.2	32	1	137	47	2	53	225	11.3	
11	SPANN, Lindsey	13-11	322	24.8	51-103	.495	36-75	.480	7-9	.778	1	14	15	1.2	22	0	22	17	1	7	145	11.2	
04	CLINEY, Doniyah	20-20	578	28.9	64-153	.418	8-38	.211	26-38	.684	23	42	65	3.3	42	0	45	39	6	25	162	8.1	
21	HERBERT HARRIGAN	17-1	276	16.2	47-90	.522	1-5	.200	27-37	.730	13	42	55	3.2	35	1	12	16	18	9	122	7.2	
10	JACKSON, Bianca	20-9	540	27.0	46-114	.404	20-53	.377	19-25	.760	21	48	69	3.5	39	0	39	22	7	21	131	6.6	
24	GRISSETT, LeLe	20-3	285	14.3	38-71	.535	0-0	.000	27-53	.509	31	44	75	3.8	45	0	11	26	5	17	103	5.2	
00	PATRICK, Victoria	19-0	244	12.8	15-59	.254	12-48	.250	4-6	.667	4	6	10	0.5	13	0	12	10	0	5	46	2.4	
23	WILLIAMS, LaDazhia	17-0	116	6.8	9-26	.346	2-3	.667	5-16	.313	14	12	26	1.5	16	0	1	6	4	2	25	1.5	
Team											41	48	89		2		3						
Total.....		20	4000		619-1235	.501	101-300	.337	311-462	.673	266	550	816	40.8	324	3	331	252	128	176	1650	82.5	
Opponents.....		20	4001		437-1200	.364	98-286	.343	236-342	.690	246	398	644	32.2	402	15	229	318	54	107	1208	60.4	

<b>TEAM STATISTICS</b>	<b>SC</b>	<b>OPP</b>	<b>Date</b>	<b>Opponent</b>	<b>Score</b>	<b>Att.</b>
SCORING	1650	1208	11/10/17	ALABAMA STATE	w 99-31	13723
Points per game	82.5	60.4	11/13/17	at #15/13 Maryland	w 94-86	8677
Scoring margin	+22.1	-	11/16/17	at Clemson	w 66-36	1589
FIELD GOALS-ATT	619-1235	437-1200	11/19/17	WOFFORD	w 94-60	12471
Field goal pct	.501	.364	@ 11/24/17	vs Rutgers	w 78-68	1207
3 POINT FG-ATT	101-300	98-286	@ 11/25/17	vs St. John's	w 76-58	1537
3-point FG pct	.337	.343	@ 11/26/17	vs #6/6 Notre Dame	L 85-92	1707
3-pt FG made per game	5.1	4.9	11/30/17	WESTERN CAROLINA	w 101-43	12020
FREE THROWS-ATT	311-462	236-342	12/03/17	#14/16 DUKE	w 72-52	13054
Free throw pct	.673	.690	12/05/17	COLL. OF CHARLESTON	w 69-43	11732
F-Throws made per game	15.6	11.8	12/17/17	SAVANNAH STATE	w 99-38	13345
REBOUNDS	816	644	12/21/17	at Temple	w 87-60	3185
Rebounds per game	40.8	32.2	* 12/31/17	#22/21 TEXAS A&M	w 61-59	13431
Rebounding margin	+8.6	-	* 01/04/18	at Ole Miss	w 88-62	1018
ASSISTS	331	229	* 01/07/18	at #15/15 Missouri	L 74-83	4652
Assists per game	16.6	11.5	* 01/11/18	AUBURN	w 71-63	12011
TURNOVERS	252	318	* 01/14/18	#6/6 TENNESSEE	L 70-86	14763
Turnovers per game	12.6	15.9	* 01/18/18	at Vanderbilt	w 95-82	2231
Turnover margin	+3.3	-	* 01/21/18	at Kentucky	w 81-64	6521
Assist/turnover ratio	1.3	0.7	* 01/25/18	ARKANSAS	w 90-42	12844
STEALS	176	107				
Steals per game	8.8	5.4	* = Conference game			
BLOCKS	128	54	@ = Gulf Coast Showcase (Estero, Fla.)			
Blocks per game	6.4	2.7				
ATTENDANCE	129394	32324				
Home games-Avg/Game	10-12939	7-3982				
Neutral site-Avg/Game	-	3-1484				

<b>Score by Periods</b>	<b>1st</b>	<b>2nd</b>	<b>3rd</b>	<b>4th</b>	<b>Totals</b>
South Carolina	444	372	430	404	1650
Opponents	245	256	368	339	1208