

Media Relations: Diana Koval
 Office: 803.777.7977
 Cell: 314.369.6050
 Email: dkoval@mailbox.sc.edu
 Website: www.GamecocksOnline.com
 Twitter: @GamecocksOnline or @GamecockWBB
 Facebook: www.Facebook.com/GamecocksOnline

WOMEN'S BASKETBALL

SOUTH CAROLINA

Game 26
 Feb. 17, 2013
 1 p.m. (CT)
 Oxford, Miss.
 Tad Smith Coliseum (9,061)

2012-13 Schedule

Fri., Nov. 9	Elon	W, 77-44
Mon., Nov. 12	at Louisiana Tech	W, 82-58
Thu., Nov. 15	Savannah State (SPSO)	W, 78-47
Sun., Nov. 18	Clemson (SPSO)	W, 64-43
<i>U.S. Virgin Islands Paradise Jam</i>		
Thu., Nov. 22	vs. Hampton	W, 45-34
Fri., Nov. 23	vs. Florida Gulf Coast	W, 65-46
Sat., Nov. 24	vs. DePaul	W, 55-46
Wed., Nov. 28	Drexel	W, 58-55 (OT)
Sun., Dec. 2	at Seton Hall	W, 55-42
Sun., Dec. 9	Furman (SPSO)	W, 69-35
Wed., Dec. 19	#1/1 Stanford (FSN)	L, 53-49
Fri., Dec. 21	South Carolina State	W, 65-45
Sat., Dec. 29	Western Carolina	W, 66-44
Thu., Jan. 3	#12/13 Tennessee* (SPSO)	L, 53-73
Sun., Jan. 6	at Mississippi State*	W, 60-46
Thu., Jan. 10	Vanderbilt*	W, 64-48
Sun., Jan. 13	at #13/12 Georgia* (CSS)	L, 40-42
Thu., Jan. 17	LSU*	W, 66-59
Sun., Jan. 20	at Florida* (FSF)	W, 52-44
Thu., Jan. 24	#5/4 Kentucky* (SPSO)	W, 55-50
Sun., Jan. 27	at Arkansas*	W, 43-40
Sun., Feb. 3	Auburn*	W, 59-51
Thu., Feb. 7	at Alabama*	W, 65-53
Sun., Feb. 10	#14/16 Texas A&M*	L, 48-50
Thu., Feb. 14	at #9/7 Kentucky*	L, 78-74
Sun., Feb. 17	at Mississippi* (SECN)	2 p.m.
Sun., Feb. 24	Mississippi State*	3 p.m.
Thu., Feb. 28	at Missouri*	8 p.m.
Sun., Mar. 3	Florida* (SPSO)	1 p.m.
<i>SEC Tournament (Duluth, Ga.)</i>		
Wed. Mar. 6	First Round	TBA
Thu., Mar. 7	Second Round	TBA
Fri., Mar. 8	Quarterfinals	TBA
Sat., Mar. 9	Semifinals	TBA
Sun., Mar. 10	Final	TBA

* indicates SEC game

All Times Listed as Eastern

Television outlet listed in parentheses – SPSO is SportSouth;
 FSN is SportSouth, Fox Sports Southwest and Sun Sports;
 SECN is SEC Network; CSS is Charter Sports Southeast;
 FSF is Fox Sports Florida.



South Carolina Gamecocks (20-5, 8-4 SEC)

Head Coach: Dawn Staley

Record at South Carolina: 87-63 (5th season)

Career Record: 259-143 (13th season)

Career vs. Ole Miss: 6-3



Ole Miss Rebels (9-15, 2-9 SEC)

Head Coach: Brett Frank

Record at Ole Miss: 9-15 (1st season)

Career Record: 9-15 (1st season)

Career vs. South Carolina: 0-0

Game Information

Ole Miss Series: OM leads 17-15

In Oxford: OM leads 8-4

In Columbia: SC leads 9-5

Neutral Site: OM leads 4-2

Live Stats: GamecocksOnline.com

TV: SEC Network (Cara Capuano, play-by-play;
 Steffi Sorensen, analyst)

Radio: WISW 1320 AM (Brad Muller);
 GamecocksOnline.com

South Carolina Notables

- This is the Gamecocks' 39th season as a varsity sport, the fifth with head coach Dawn Staley at the helm. It is South Carolina's 22nd season in the SEC.
- South Carolina head coach Dawn Staley was named one of 12 finalists for the Naismith Memorial Basketball Hall of Fame Class of 2013 on Friday. Finalists must receive 18 of 24 votes from the Honors Committee for election into the Hall. The Class of 2013 will be announced on April 8 prior to the NCAA Men's Basketball Championship game.
- For a pair of teams that pride themselves on defense, South Carolina and Kentucky combined for 152 points Thursday night with both teams allowing well over their season average. The Gamecocks had not yielded 78 points since Nov. 21, 2011, while the Wildcats saw then-No. 1/1 Baylor net 85 in the second game of the season. South Carolina's 44 first-half points were the program's most in a half since posting 50 against then-No. 18/16 North Carolina on Dec. 18, 2011. The Gamecocks shot 56.0 percent from the field, the second-highest percentage in the Dawn Staley era, and the team's 68.2 percent free throw shooting was a season high.
- While assistant coach Nikki McCray is on maternity leave following the birth of her son on Feb. 1, director of basketball operations Cynthia Jordan will be the Gamecocks' third assistant coach. There is no definitive timeline for McCray's return to the bench.
- Injury Update:** Sophomore Elem Ibiam is day-to-day following surgery on Fri., Feb. 15, to repair her broken nose, suffered in practice on Feb. 6.



Uniform Patch










The Gamecocks continue to wear the patch added to their uniforms last season to honor teammate Shelbretta Ball, who was medically disqualified from playing in Fall 2011. The team wanted Brett and everyone watching to know that she will always be an integral part of them and whatever they achieve this season.

Additionally, senior guard Ieasia Walker changed her jersey number this season to honor her teammate who was slated to wear that number prior to being medically disqualified.

Tale of the Tape

Overall	Ole Miss			Overall Record	South Carolina		
	SEC Rank	SEC Only	SEC Rank		SEC Only	SEC Rank	Overall Rank
9-15		2-9		Overall Record	8-4		20-5
7-5		1-4		Home Record	4-2		11-3
1-8		1-5		Away Record	4-2		6-2
1-2				Neutral Record			3-0
66.9	11th	66.5	6th	Points Per Game	56.6	13th	60.3
70.4	14th	77.2	13th	Opp. Points Per Game	52.8	1st	49.0
.362	13th	.363	12th	Field Goal %age	.365	10th	.386
.440	14th	.476	14th	Opp. Field Goal %age	.364	2nd	.347
.277	10th	.312	6th	3-Pt. Field Goal %age	.224	14th	.246
.301	10th	.308	7th	Opp. 3-Pt. Field Goal %age	.315	10th	.293
.713	3rd	.715	4th	Free Throw %age	.568	14th	.547
15.2		14.7		FTs Made Per Game	13.8		13.2
40.8	4th	37.4	10th	Rebounds Per Game	40.5	4th	42.1
0.0	12th	-4.9	12th	Rebounding Margin	+4.9	3rd	+9.3
12.5	11th	13.3	7th	Assists Per Game	9.6	14th	10.1
+2.2	7th	+1.7	4th	Turnover Margin	+0.5	6th	+2.1
10.0	5th	8.5	5th	Steals Per Game	7.6	10th	8.7
2.6	13th	2.3	13th	Blocks Per Game	3.5	9th	3.6

2012-13 South Carolina Media Roster

2		<p>Leasia Walker 5-8 • Senior • Guard Amityville, N.Y. (Copiague) <i>eye-EE-shuh Walker</i></p> <p>PPG 9.6 RPG 4.0 APG 2.9 FG% .347 FT% .573</p>	<p>LAST GAME: 10 pts, 6 rebs, 2 assts at Kentucky NOTABLE: Is 2nd in SEC with 2.8 steals per league game ... Is 7th in SEC in minutes (32.5) and 3rd in steals (2.6) ... Averaged 9.2 pts, 5.2 rebs, 3.6 assts and 2.8 stls over last five games ... Has 11 double-digit scoring games (6 in SEC) and six of five or more steals (3 in SEC).</p>	<p>Career Highs PTS: 30 vs. Clemson, 11/18/10 REB: 11 at Ole Miss, 3/3/11 AST: 8 at LA Tech, 11/12/12 STL: 6, 3x, at Georgia, 1/13/13 BLK: 2, 7x, vs. Kentucky, 1/24/13 MIN: 43, 2x, vs. Drexel, 11/28/12</p>
5		<p>Khadijah Sessions 5-8 • Freshman • Guard Myrtle Beach, S.C. (Myrtle Beach) <i>kuh-DEE-zhub Sessions</i></p> <p>PPG 5.0 RPG 1.4 APG 1.2 FG% .324 FT% .638</p>	<p>LAST GAME: 3 pts, 1 reb, 1 stl at Kentucky NOTABLE: Highest scoring Gamecock off the bench ... Averaged 6.4 points over last five games ... Scored 8 of 19 pts vs. Auburn on FTs, including 5 in last 1:30 to help seal win ... Led team with 15 pts at Florida, including 3 FTs in last 30 seconds to help clinch win.</p>	<p>Career Highs PTS: 19 vs. Auburn, 2/3/13 REB: 5 at Florida, 1/20/13 AST: 4 vs. Savannah St., 11/15/12 STL: 3 vs. Savannah St., 11/15/12 BLK: 1, 2x, vs. WCU, 12/29/12 MIN: 28 at Florida, 1/20/13</p>
12		<p>Wilka Montout 6-3 • Junior • Center Cayenne, French Guiana (NE Okla. A&M) <i>WIL-kuh mawn-TOO</i></p> <p>PPG 2.8 RPG 1.8 APG 0.3 FG% .268 FT% .706</p>	<p>LAST GAME: 2 rebs in 6 min at Alabama NOTABLE: Has not played in last two games ... Capped 25-5 1st half run vs. Vandy with 3-pointer ... Hit four FGs and blocked two shots against Furman ... Multi-faceted post who can stretch defenses with mid-range and outside shooting.</p>	<p>Career Highs PTS: 12 at LA Tech, 11/12/12 REB: 6 vs. Savannah St., 11/15/12 AST: 2 vs. Elon, 11/9/12 STL: 1, 3x, vs. Hampton, 11/22/12 BLK: 2 vs. Furman, 12/9/12 MIN: 24 vs. Sav. St., 11/15/12</p>
20		<p>Sancheon White 5-10 • Senior • Guard Hammond, Ind. (Central Arizona College) <i>SAN-chee-awn White</i></p> <p>PPG 4.7 RPG 4.1 APG 1.0 FG% .303 FT% .750</p>	<p>LAST GAME: 2 pts, 3 rebs at Kentucky NOTABLE: Has accepted challenge of shutting down opponents' top guard ... Solid lockdown defender with expanding offensive and rebounding skills ... pulled down three of seven rebounds against Texas A&M on offensive end.</p>	<p>Career Highs PTS: 11, 2x, at MSU, 1/6/13 REB: 13 at Auburn, 1/19/12 AST: 3, 2x, vs. Presby., 11/27/11 STL: 3, 6x, at Georgia, 1/13/13 BLK: 4 vs. Drexel, 11/28/12 MIN: 40 vs. Drexel, 11/28/11</p>
21		<p>Ashley Bruner 6-0 • Senior • Forward Norman, Okla. (Norman) <i>Ashley BREW-ner</i></p> <p>PPG 9.5 RPG 7.5 APG 1.5 FG% .435 FT% .299</p>	<p>LAST GAME: 13 pts, 10 reb, 2 assts at Kentucky NOTABLE: Ranks 10th in SEC in rpg and 7th in offensive rpg (3.2) ... Has posted four double-doubles (3 in SEC), including two of last three games to go with 11 double-digit scoring games ... Is one of just 18 Gamecocks all-time to collect 600 rebounds.</p>	<p>Career Highs PTS: 18 vs. Savannah St., 12/5/10 REB: 18 vs. Penn St., 11/20/11 AST: 4, 4x, at Alabama, 2/7/13 STL: 5, 2x, at Arkansas, 1/27/13 BLK: 4, 2x, vs. Sav. St., 12/5/10 MIN: 37 vs. DePaul, 11/24/12</p>
24		<p>Aleighsa Welch 6-0 • Sophomore • Forward Goose Creek, S.C. (Goose Creek) <i>uh-LEE-sub Welch</i></p> <p>PPG 12.0 RPG 7.9 APG 1.0 FG% .615 FT% .699</p>	<p>LAST GAME: 15 pts, 4 rebs, 4 assts, 3 blks at UK NOTABLE: Has seven double-doubles (5th in SEC) ... Is SEC's top offensive rebounder (4.2 Orpg) and 8th in total rpg ... Leads team in scoring (21st in SEC) ... Team high scorer nine times, high rebounder seven times ... Has 17 10+ point games and nine 10+ rebound outings.</p>	<p>Career Highs PTS: 19, 2x, at Georgia, 1/13/13 REB: 15 vs. Drexel, 11/28/12 AST: 4 at Kentucky, 2/14/13 STL: 3, 2x, vs. Elon, 11/9/12 BLK: 4 at NC State, 12/4/11 MIN: 42 vs. Drexel, 11/28/12</p>
25		<p>Tiffany Mitchell 5-9 • Freshman • Guard Charlotte, N.C. (Providence Day)</p> <p>PPG 9.6 RPG 5.7 APG 1.4 FG% .387 FT% .553</p>	<p>LAST GAME: 6 pts, 2 rebs at Kentucky NOTABLE: Led team in scoring six times, rebounding six times ... Scored in double figures 12 times and has two double-doubles ... Notched team's first 20-point game of season against SC State (21 pts/11 rebs).</p>	<p>Career Highs PTS: 21 vs. SC St., 12/21/12 REB: 11, 4x, at Florida, 1/20/13 AST: 4 vs. Sav. St., 11/15/12 STL: 5 vs. Furman, 12/9/12 BLK: 1, 3x, vs. LSU, 1/17/13 MIN: 36, 2x, at Arkansas, 1/27/13</p>
31		<p>Asia Dozier 5-10 • Freshman • Guard Columbia, S.C. (Spring Valley) <i>Asia DOE-zhur</i></p> <p>PPG 3.0 RPG 2.1 APG 0.8 FG% .218 FT% .444</p>	<p>LAST GAME: 10 pts, 4 rebs in 15 min at UK NOTABLE: Scored all 10 of her points at Kentucky in four-minute surge for 12-4 run that closed 1st half ... Added five pts to 6-3 1st-half run at Alabama ... Father, Perry, and uncle Terry both played basketball at South Carolina.</p>	<p>Career Highs PTS: 11 vs. Sav. St., 11/15/12 REB: 10 vs. Elon, 11/9/12 AST: 5 at LA Tech, 11/12/12 STL: 2 at LA Tech, 11/12/12 BLK: 1, 4x, at Miss. St., 1/6/13 MIN: 26 vs. Elon, 11/9/12</p>
33		<p>Elem Ibiam 6-3 • Sophomore • Center Fayetteville, Ga. (Fayette County) <i>ELL-um IB-ee-um</i></p> <p>PPG 4.3 RPG 4.0 APG 0.1 FG% .440 FT% .463</p>	<p>LAST GAME: 15 pts, 5 rebs, 2 blks at Kentucky NOTABLE: Netted 13 of her 15 points at UK in six-minute stretch of 1st half ... Posted all of her 12 pts at Alabama in eight-minute span in second half to help build 20-point lead ... Scored nine points against Vandy, including eight in dominant 1st half.</p>	<p>Career Highs PTS: 15 at Kentucky, 2/14/13 REB: 11 vs. Elon, 11/9/12 AST: 2 vs. E. Mich., 3/17/12 STL: 1, 7x, vs. Kentucky, 1/24/13 BLK: 5, 2x, vs. WCU, 12/29/12 MIN: 25 vs. WCU, 12/29/12</p>

Starter

Reserve

Quick Facts

The University

Location: Columbia, S.C.
Founded: 1801
Enrollment: 30,721
Colors: Garnet (PMS 202C) and Black
Nickname: Gamecocks
Conference: Southeastern
President: Dr. Harris Pastides
Athletics Director: Ray Tanner
Facility: Colonial Life Arena (18,000)

Coaching Staff

Head Coach: Dawn Staley
Alma Mater: Virginia, 1992
Overall Record: 259-143 (13th season)
School Record: 87-63 (5th season)
Assoc. Head Coach (Alma Mater):
 Lisa Boyer (Ithaca, 1972)
Assistant Coaches (Alma Mater):
 Nikki McCray (Tennessee, 1995)
 Darius Taylor (Michigan, 2000)

Team Information

2011-12 Record: 25-10
 Home: 12-3 Away: 9-5 Neutral: 4-2
SEC Record (Finish): 10-6 (T-4th)
 Home: 6-2 Away: 4-4
Letterwinners Returning/Lost: 6/7
Starters Returning/Lost: 1/4

Program History

First Year of Women's Basketball: 1974-75
All-Time Record: 677-492 (39th season)
All-Time SEC Record: 99-196 (22nd season)
NCAA Appearances (Last): 9 (2012, Sweet 16)
NCAA Tournament Record: 10-9
WNIT Appearances (Last): 4 (2011)
WNIT Record: 3-4

Media Relations

Women's Basketball Contact: Diana Koval
Office: 803.777.7977
Cell: 314.369.6050
Email: dkoval@mailbox.sc.edu
Press Row Phone: 803.777.6182
Athletics Department on the Web
Website: GamecocksOnline.com
Twitter: @GamecocksOnline.com
Facebook: Facebook.com/GamecocksOnline
YouTube: YouTube.com/GamecocksOnline
Women's Basketball on Twitter
Team: @GamecockWBB
Head Coach: @DawnStaley

Current Gamecock Streaks

	Total	Home	Road	Neut.
Overall	L2	L1	L1	W3
SEC	L2	L1	L1	—
Non-Conference	W2	W2	W4	W3
Ranked Teams	L2	L1	L2	L2

A South Carolina Win Would...

- Be the Gamecocks' 100th regular-season SEC victory.
- Be the Gamecocks' fifth regular-season SEC road win of the season, the most in the program's now 22 seasons in the league.
- Be the Gamecocks' fourth straight over Ole Miss and the seventh in the last nine meetings.

By the Numbers

- 1 Offensive rebound needed by sophomore forward Aleighsa Welch to move into the program's single-season top five
- 2 Opponent that has scored 60 or more points against the Gamecocks this season, helping South Carolina to No. 4 in the nation in scoring defense
- 4 20-win seasons for South Carolina since joining the SEC for the 1991-92 season, including this season, which is the second consecutive 20-win effort under head coach Dawn Staley
- 4 Times sophomore Elem Ibiam has reset her career-high points, including twice in SEC play (12 pts at Alabama, Feb. 7; 15 pts at Kentucky, Feb. 14)
- 5 Gamecocks scoring in double figures at No. 9/7 Kentucky (Feb. 14), a first in a regular-season SEC game since Jan. 6, 2011, against LSU
- 18 Gamecocks all-time who have collected 600 career rebounds since senior forward Ashley Bruner joined the group on Feb. 3 at Alabama – she is seven rebounds shy of Evelyn Johnson (1980-83) in 16th place
- 10 Points by freshman Asia Dozier at No. 9/7 Kentucky (Feb. 14), all scored in the final four minutes of the first half as part of the Gamecocks' 12-4 run to build a 14-point halftime lead
- 14 RPI for South Carolina – one of six SEC teams among the top 40
- 15 Of the last 25 Associated Press polls that have included the Gamecocks, dating back to Jan. 9, 2012
- 19 Points by Khadijah Sessions against Auburn (Feb. 3), the highest scoring output by a Gamecock off the bench this season
- 29 More rebounds by the Gamecocks than the Crimson Tide (Feb. 7), a Dawn Staley era record for rebounding margin
- 32 Free throws made by the Gamecocks at Mississippi State (Jan. 6), the most in the Dawn Staley era, the fourth-most in school history and the most ever in a road game
- 42 Points scored by then-No. 13/12 Georgia (Jan. 13), the fewest the Gamecocks have ever allowed in a losing effort
- 43 Points scored by the Gamecocks' four post players at Alabama (Feb. 7) – Aleighsa Welch 16, Ashley Bruner 15, Elem Ibiam 12 and Wilka Montout 0
- 56.0 Percent field goal shooting by South Carolina at No. 9/7 Kentucky (Feb. 14), the second-highest mark of the Dawn Staley era
- 59 Rebounds by the Gamecocks at Florida (Jan. 20), the most in the Dawn Staley era
- 74 Points by the Gamecocks at No. 9/7 Kentucky (Feb. 14), the program's most in a regular-season SEC contest since a 79-71 defeat of Kentucky on Jan. 14, 2010
- 75.5 Percent of the team's 1,507 points this season scored by the starting lineup

The Ole Miss Series

The Rebels lead the series 17-15, but the Gamecocks have won the last three match-ups and six of the last eight meetings. Ole Miss is 8-4 against South Carolina in games played in Oxford. The last contest at Tad Smith Coliseum was a 63-58 overtime victory for the Gamecocks on Jan. 16, 2011.

Ole Miss' last win in the series was a 64-63 comeback on March 4, 2010, in the first round of the SEC Tournament in Duluth, Ga.

Gamecocks' Five-Second Count

With a complementary blend of youth and experience, South Carolina opened a season 10-0 for the first time since the 1981-82 team also won its first 10 contests. The Gamecocks, now 20-5 overall and 8-4 in SEC action, have shown they have both inside and outside offensive options and are dominant on the glass this season while the defense has dropped off very little from last season's NCAA Tournament Sweet 16 effort. Four Gamecocks average more than nine points with three others netting 4.0 or more per game. South Carolina ranks 11th in the nation with a +9.3 rebounding margin and has two players ranked among the SEC's top 10 rebounders. Defensively, the Gamecocks are fourth in the nation in scoring defense, yielding just 49.0 points per game. South Carolina has held its opponent to 50 or fewer points 17 times in 25 and limited an opponent to under 30 percent field goal shooting seven times, including Hampton (Nov. 22), which hit just 19.3 percent (11-57) from the field for the second-lowest opponent field goal percentage of the Staley era, and Vanderbilt (Jan. 10), which shot just 26.5 percent after coming into the game with the SEC's second-highest field goal accuracy at 45.2.

Gamecocks in the Rankings

Team	SEC	NCAA	Actual
Scoring Offense	13	211	60.3
Scoring Defense	1	4	49.0
Field Goal Percentage	11	171	.386
Field Goal %age Def.	1	23	.347
3-Point FG %age	14	—	.246
3-Point FG %age Def.	8	119	.293
3-Point FG Made/Gm.	11	296	3.4
Free Throw Percentage	14	342	.547
Rebounding Offense	2	—	42.1
Rebounding Defense	1	—	32.8
Rebounding Margin	1	11	+9.3
Assists	14	313	10.1
Steals	11	170	8.7
Turnover Margin	8	85	+2.1
Assist-to-Turnover Ratio	13	185	0.7
Blocked Shots	10	135	3.6

Ashley Bruner	SEC	NCAA	Actual
Rebounding	10	150	7.5
Offensive Rebounding	7	—	3.1

Ieasia Walker	SEC	NCAA	Actual
Assists	15	—	2.9
Steals	3	64	2.6
Minutes Played	7	—	32.5

Aleighsa Welch	SEC	NCAA	Actual
Scoring	21	—	12.0
Rebounding	8	1-1	7.9
Offensive Rebounding	1	—	4.2
FT %age	13	—	.699

20/20 Vision

With a win at Alabama (Feb. 7), South Carolina posted its second-consecutive 20-win season. In now 39 seasons of women's basketball, the Gamecocks have compiled 12 seasons of 20 or more victories. Four of those have come while playing in the SEC (since 1991-92 season), and two of those are under current head coach Dawn Staley.

Road Warriors

The Gamecocks are 194-233 (.454) all-time in games on enemy territory, including a 19-28 (.404) mark under head coach Dawn Staley.

Figuring On February

South Carolina is 182-141 (.563) all-time in the month of February, including a 14-18 (.438) record under fifth-year head coach Dawn Staley. The Gamecocks are 103-40 (.721) in home games during the second month of the calendar year, including a 19-17 (.528) mark at Colonial Life Arena. South Carolina is 61-84 (.421) in February road games and 12-9 at neutral sites during the month.

Life in the League

South Carolina is 99-196 (.336) all-time in its 22nd season of SEC regular-season play. The Gamecocks are 63-85 (.426) in SEC games played in Columbia with a 36-111 record (.245) on the road. Under head coach Dawn Staley, the Gamecocks have a 35-39 (.473) SEC record, which includes a 2-12 slate in her first season at the helm. The program's 27 SEC regular-season victories in Staley's first four seasons are the best four-year mark for the program in more than a decade.

Last season's 10 wins matched the 2001-02 team for the best since joining the league for the 1991-92 season. It was just the third time in its 21 seasons in the league that South Carolina posted at least nine conference wins. In fact, the Gamecocks have only won seven or more league games seven times in their now 22nd season with four of those coming under Staley.

Overall, Staley boasts a 134-64 (.677) record in league play, including eight seasons leading her Temple teams to a 99-25 (.798) Atlantic 10 mark.

All-Time Records vs. SEC

Opponent	Overall	Under		SEC Season	SEC Tourn.	H	A	N	Streak	Last
		Staley	SEC							
Alabama	17-15	7-0	13-12	1-2	9-5	7-8	1-2	Won 7	W: 65-53, 2/7/13 (A)	
Arkansas	10-17	3-3	10-15	0-2	7-5	3-10	0-2	Won 2	W: 43-40, 1/27/13 (A)	
Auburn	16-21	4-3	11-15	1-1	10-7	5-12	1-2	Won 1	W: 59-51, 2/3/13 (H)	
Florida	11-20	3-4	9-18	0-2	4-10	7-8	0-2	Won 3	W: 52-44, 1/20/13 (A)	
Georgia	7-33	3-6	5-21	1-2	3-14	2-15	2-4	Lost 1	L: 40-42, 1/13/13 (A)	
Kentucky	19-31	3-7	15-24	0-1	14-9	5-19	0-3	Lost 1	L: 74-78, 2/14/13 (A)	
LSU	5-22	2-5	4-22	1-0	3-10	1-12	1-0	Won 1	W: 66-59, 1/17/13 (H)	
Ole Miss	15-17	5-2	11-12	2-4	9-4	4-8	2-5	Won 3	W: 61-43, 1/26/12 (H)	
Miss. State	12-16	3-3	11-13	0-2	8-5	4-9	0-2	Won 3	W: 60-46, 1/6/13 (A)	
Missouri	1-0	0-0	—	—	0-0	0-0	1-0	Won 1	W: 72-60, 11/24/01 (N)	
Tennessee	2-44	1-7	1-25	0-3	1-19	1-20	0-5	Lost 2	L: 53-73, 1/3/13 (H)	
Texas A&M	0-1	0-1	0-1	—	0-1	0-0	0-0	Lost 1	L: 48-50, 2/10/13 (H)	
Vanderbilt	9-21	4-2	9-18	0-2	6-8	3-11	0-2	Won 3	W: 64-48, 1/10/13 (H)	
Totals	124-258	38-43	99-196	6-21	74-97	42-132	8-29	Lost 2		



	SEC Games			Overall		
	W	L	Pct.	W	L	Pct.
Tennessee	10	1	.909	19	5	.792
Texas A&M	10	1	.909	20	5	.800
Kentucky	10	2	.833	22	3	.880
Georgia	8	3	.727	20	4	.833
South Carolina	8	4	.667	20	5	.800
Vanderbilt	6	5	.545	16	8	.667
LSU	5	6	.455	14	10	.583
Missouri	4	7	.364	15	10	.600
Arkansas	4	7	.364	16	8	.667
Florida	4	7	.364	15	10	.600
Mississippi St.	3	8	.273	11	14	.458
Alabama	2	9	.182	12	12	.500
Auburn	2	9	.182	13	11	.542
Ole Miss	2	9	.182	9	15	.375

Coming Up

February 17

9/8 Georgia at Florida, 1 p.m. (CSS)
 LSU at Mississippi State, 1:30 p.m. (SPSO)
 Alabama at Auburn, 2:30 p.m. (ESPN2)
 Missouri at Arkansas, 3 p.m. (CST)
 Vanderbilt at 12/13 Tennessee, 5 p.m. (ESPN2)

Recent Results

February 14

Ole Miss def. Mississippi State, 65-51
 Vanderbilt def. Missouri, 62-46
 14/16 Texas A&M def. Florida, 78-71

Rankings are listed as AP/Coaches Poll
 All Times Eastern; TV Network in ()

Rendering the RPI

With a 20-5 record, including nine wins away from home, the Gamecocks are 14th in the NCAA RPI released on Feb. 11. South Carolina is one of six SEC schools rated among the top 40 with five others coming inside the top 100.

The Gamecocks' strength of schedule ranks in the top 20, playing five teams currently ranked in the top 25 – then-No. 1/1 Stanford (Dec. 19), then-No. 12/13 Tennessee, at then-No. 13/12 Georgia (Jan. 13), home against then-No. 5/4 Kentucky (Jan. 24) and then-No. 14/16 Texas A&M (Feb. 7) and on the road against No. 9/7 Kentucky (Feb. 14).

Reading the Rankings

South Carolina is ranked in both national polls for the 10th-straight week and have been in 15 of the last 25 Associated Press polls released.

The Gamecocks came in at No. 15 in the AP Poll this week after cracking into that poll at No. 24 the week of Dec. 10. South Carolina's was ranked as high as No. 15 twice this season, the program's highest ranking since the week of Feb. 10, 2003, saw the Gamecocks in the No. 15 spot. The Gamecocks were ranked as high as No. 2 in the nation during the 1981-82 season. South Carolina last appeared in the AP's top 10 the week of Feb. 18, 2002.

South Carolina is in USA Today Coaches Poll for the 12th-straight week, coming in at No. 14. Here's a look at the Gamecocks' ranking each week of the season, listed as AP/USA Today Coaches Poll:

Pre N12 N19 N26 D3 D10 D17 D24 D31 J7 J14 J21 J28 F4 F11
 rv/rv rv/rv rv/rv rv/24 rv/21 24/18 21/17 19/16 18/15 18/16 19/18 18/14 15/13 15/12 16/14

2012-13 Roster

No.	Name	Pos.	Ht	Yr.	Hometown/Last School
2	Ieasia Walker	G	5-8	Sr.	Amityville, N.Y./Copiague
5	Khadijah Sessions	G	5-8	Fr.	Myrtle Beach, S.C./Myrtle Beach
12	Wilka Montout	C	6-3	Jr.	French Guiana/NE Okla. A&M
15	Tiffany Davis	G	5-7	Fr.	Houston Texas/Westbury Christian
20	Sancheon White	G	5-10	Sr.	Hammond, Ind./Central Arizona
21	Ashley Bruner	F	6-0	Sr.	Norman, Okla./Norman
23	Tina Roy	G	5-11	So.	Kaplan, La./Kaplan
24	Aleighsa Welch	F	6-0	So.	Goose Creek, S.C./Goose Creek
25	Tiffany Mitchell	G	5-9	Fr.	Charlotte, N.C./Providence Day
31	Asia Dozier	G	5-10	Fr.	Columbia, S.C./Spring Valley
33	Elem Ibiam	C	6-3	So.	Fayetteville, Ga./Fayette County

Head Coach: Dawn Staley

Associate Head Coach: Lisa Boyer

Assistant Coaches: Cynthia Jordan, Darius Taylor

High-Volume Players

Seniors Ieasia Walker and Ashley Bruner rank among the most active Gamecocks in program history. Walker's 122 career games played is among the program's top 10, while Bruner's 120 are two away. With at least five games left on the schedule, Walker has a chance to move into the top five, and Bruner could reach the top six. The school record is 134 held by Sheila Foster, who played 1978-82. With four regular-season SEC games remaining, Walker could become the record holder as she has played in 60 so far and La'Keisha Sutton holds the record at 62. Bruner's 59 career SEC games played is among the program's top five.

Walker's 95 career starts leave her five shy of becoming the 12th Gamecock to record at least 100. Her 44 regular-season SEC starts is already a school record. Walker is 10th in school history with 3,432 minutes played. She is 36 minutes away from Lisa Diaz (1986-90) in ninth place.

Five for Fighting

South Carolina head coach Dawn Staley has used the same starting lineup in every game this season, and the quintet led the way to the program's best non-conference record and the best SEC start since 2001-02. Starters – Ieasia Walker, Sancheon White, Tiffany Mitchell, Ashley Bruner and Aleighsa Welch – account for 75.5 percent of the offense and 69.1 percent of rebounds while playing 73.3 percent of the minutes available. Four of the five average at least 9.0 points. The four reserves available have out-scored their counterparts on the opposite bench 14 times this season, during which the Gamecocks are 12-2.

Front Runners

South Carolina has won 18 of the 19 games this season in which it has taken a lead into the locker room at halftime. In head coach Dawn Staley's fourth season at the helm, South Carolina is 76-14 (.844) after leading at halftime and 3-5 (.375) when tied at the game's midway point.

Games Led Team In...

(Tied for team lead in each category included)

Scoring	2012-13	Career	Record
Aleighsa Welch	9	13	8-5
Ashley Bruner	6	11	9-2
Tiffany Mitchell	6	6	5-1
Ieasia Walker	4	24	13-11
Khadijah Sessions	2	2	2-0
Elem Ibiam	1	1	0-1
Tina Roy	0	2	2-0

Rebounding	2012-13	Career	Record
Ashley Bruner	9	32	17-15
Aleighsa Welch	7	23	20-3
Tiffany Mitchell	6	6	5-1
Ieasia Walker	4	12	8-4
Elem Ibiam	4	5	5-0
Sancheon White	3	6	3-3

Assists	2012-13	Career	Record
Ieasia Walker	15	43	27-16
Ashley Bruner	6	7	6-1
Sancheon White	2	4	4-0
Tiffany Mitchell	2	2	2-0
Aleighsa Welch	3	3	2-1
Khadijah Sessions	2	2	2-0
Asia Dozier	1	1	1-0
Tina Roy	0	1	1-0

Locking It Down

South Carolina has held an opponent to 48 or fewer points 15 times this season, already exceeding last season's school record of 14. In program history, the Gamecocks have lost just one of the 127 games in which

Miscellaneous Stats			
Double-Doubles	2012-13	Career	Record
Aleighsa Welch	7	7	7-0
Ashley Bruner	4	9	5-4
Tiffany Mitchell	2	2	2-0
Ieasia Walker	0	1	1-0
30+ Points	2012-13	Career	Record
Ieasia Walker	0	1	1-0
20+ Points	2012-13	Career	Record
Ieasia Walker	1	5	3-2
Tiffany Mitchell	1	1	1-0
10+ Points	2012-13	Career	Record
Aleighsa Welch	17	27	22-5
Tiffany Mitchell	12	12	10-2
Ashley Bruner	12	32	24-8
Ieasia Walker	11	54	32-22
Sancheon White	3	5	5-0
Elem Ibiam	3	3	2-1
Wilkia Montout	2	2	2-0
Khadijah Sessions	2	2	2-0
Asia Dozier	2	2	1-1
Tina Roy	0	5	4-1
10+ Rebounds	2012-13	Career	Record
Aleighsa Welch	9	11	10-1
Tiffany Mitchell	5	5	4-1
Ashley Bruner	6	12	8-4
Asia Dozier	1	1	1-0
Elem Ibiam	1	1	1-0
Sancheon White	0	1	0-1
Ieasia Walker	0	1	1-0
5+ Assists	2012-13	Career	Record
Ieasia Walker	4	17	14-3
Asia Dozier	1	1	1-0
5+ Steals	2012-13	Career	Record
Ieasia Walker	6	10	7-3
Ashley Bruner	1	1	1-0
Tiffany Davis	1	1	1-0
Tiffany Mitchell	1	1	1-0
5+ Blocks	2012-13	Career	Record
Elem Ibiam	1	2	2-0

Scoring Differentials

Largest lead in a win	by 36 (71-35), 2nd-7:30 vs. Savannah State, 11/15/12
Largest deficit overcome to win	by 14 (36-22), 1st-0:00 vs. Drexel, 11/28/12
Largest lead given up in a loss	by 16 (44-30), 2nd-19:45 at Kentucky, 2/14/13
Largest deficit in a loss	by 25 (42-67), 2nd-4:44 vs. Tennessee, 1/3/13

Team Specialty Stats

South Carolina/Opponent

	Pts. in Paint	Pts. Off TOs	2nd Chance Pts.	Fast Break Pts.
11/9 Elon	52/18	34/11	22/5	24/8
11/12 at LA Tech	38/30	16/4	22/4	2/2
11/15 Sav. St.	40/20	15/12	19/8	6/4
11/18 Clemson	38/14	15/14	13/11	8/5
11/22 vs. HU	20/12	16/14	15/4	8/6
11/23 vs. FGCU	38/18	23/12	13/4	20/2
11/24 vs. DPU	40/22	6/11	10/8	14/7
11/28 Drexel	26/18	15/6	14/7	12/0
12/2 at SHU	30/22	20/10	13/2	6/10
12/9 Furman	42/12	31/6	17/9	20/7
12/19 Stanford	20/24	11/4	4/9	6/2
12/21 SC State	22/18	14/1	22/10	6/6
12/29 WCU	30/12	21/9	15/9	8/3
1/3 Tenn.	32/38	8/4	20/9	10/13
1/6 at Miss. St.	24/10	17/5	13/8	8/0
1/10 Vandy	36/20	19/19	6/11	10/6
1/13 at Georgia	26/26	14/16	10/6	2/6
1/17 LSU	30/38	19/14	11/4	14/8
1/20 at Fla.	14/24	5/6	9/3	4/6
1/24 Kentucky	18/30	12/10	7/6	14/9
1/27 at Ark.	22/16	15/15	13/11	4/0
2/3 Auburn	18/26	15/13	16/12	6/2
2/7 at Ala.	42/22	18/10	28/10	4/6
2/10 TX A&M	28/28	18/9	10/10	14/6
2/14 at Ky.	44/32	6/24	9/8	0/0
2/17 at Ole Miss				
2/24 Miss. St.				
2/28 at Missouri				
3/3 Florida				

Starters vs. Bench Points

	SC Starters	Opp. Starters	SC Bench	Opp. Bench
11/9 Elon	54	29	23	15
11/12 at LA Tech	58	33	24	25
11/15 Sav. St.	50	42	28	5
11/18 Clemson	51	27	13	16
11/22 vs. HU	34	27	11	7
11/23 vs. FGCU	54	30	11	16
11/24 vs. DPU	47	40	8	6
11/28 Drexel	49	43	9	12
12/2 at SHU	50	38	5	4
12/9 Furman	40	27	29	8
12/19 Stanford	44	51	5	2
12/21 SC State	41	28	24	17
12/29 WCU	40	15	26	29
1/3 Tenn.	49	68	4	5
1/6 at Miss. St.	47	36	13	10
1/10 Vandy	46	35	18	13
1/13 at Georgia	38	36	2	6
1/17 LSU	63	53	3	6
1/20 at Fla.	36	29	16	15
1/24 Kentucky	39	47	16	3
1/27 at Ark.	38	35	5	5
2/3 Auburn	37	28	22	23
2/7 at Ala.	44	46	21	7
2/10 TX A&M	43	40	5	10
2/14 at Ky.	46	61	28	17
2/17 at Ole Miss				
2/24 Miss. St.				
2/28 at Missouri				
3/3 Florida				

they held an opponent to 48 or fewer points – 40-42 at Georgia on Jan. 13, 2013.

Good Hands

South Carolina is ranked 33rd in the country in turnovers, committing just 14.3 per game. The Gamecocks have committed 10 or fewer turnovers eight times this season, including a pair of seven-turnover games that rank among the top five in the Dawn Staley era. South Carolina has turned it over more than 15 times in a game just seven times, while the defense has forced more than 15 turnovers 16 times. The Gamecocks' 14.3 turnovers per game is just shy of last season's mark of 14.2 as the lowest average by the program since the 1983-84 team set the school record of 8.2.

Demanding Defense

The hallmark of the Gamecocks under head coach Dawn Staley has always been defense, and this season's team is no different. South Carolina's defense ranks fourth in the nation in points allowed per game (49.0), trailing just Connecticut (46.9), Albany (47.2) and Green Bay (48.4). The Gamecocks have allowed just two opponents to score 60 or more points this season (Tennessee, Jan. 3; at Kentucky, Feb. 14) and have held 15 to 48 or fewer.

One of the more interesting facets of the Gamecocks' stifling defense is that it has not necessarily held opponents to a sub-par shooting percentage. Through Staley's tenure, opponents have shot 39.6 percent from the field (3,232-8,167). The defensive success has come from limiting opponent shot attempts entirely, especially from the 3-point line. South Carolina has attempted more total shots than its opponents every season except Staley's first (2008-09). Opponents have attempted more 3s than the Gamecocks just once as well (2009-10).

Here's a look at how the numbers break down year-by-year:

Season	SC FGA/Gm.	Opp. FGA/Gm.	Diff.	SC 3FGA/Gm.	Opp. 3FGA/Gm.	Diff.
2012-13	56.5	52.5	+4.0	13.8	10.8	+3.0
2011-12	57.9	51.1	+6.8	16.3	8.3	+2.8
2010-11	56.1	53.8	+2.3	18.0	10.9	+7.1
2009-10	59.4	57.9	+1.5	12.8	13.3	-0.5
2008-09	54.8	57.6	-2.8	13.3	12.1	+1.2

As the difference in shot attempts has increased over the course of the Staley era, so has the team's win totals, culminating in last season's 25-10 record, the program's best in more than a decade, and this season's 20-5 start.

Going Glass

Looking at South Carolina's roster of seven guards and four forwards/centers, the casual observer might think that rebounding would not be the Gamecocks' bailiwick, but South Carolina has out-rebounded its opponent in all but five games this season – Texas A&M (-9, Feb. 10), Auburn (-7, Feb. 3), at Arkansas (-7, Jan. 27), #5/4 Kentucky (-1, Jan. 24) and then-#1/1 Stanford (-11, Dec. 19). The Gamecocks' effort includes five games of 20 or more rebounds more than their opponent, including a Dawn Staley era record +29 at Alabama (Feb. 7), and seven others in which they out-boarded the opposition by at least 10. The team effort has the Gamecocks ranked 11th in the nation in rebound margin at +9.3.

Walkin' on Sunshine

Senior guard Ieasia Walker has shown tremendous leadership in guiding this season's team that includes four newcomers among its nine active players to a 20-4 record. Walker showed patience through the non-conference season, stepping out of the spotlight to allow her younger teammates to find their way on offense while still providing dominant defense borne of quick hands and lightning fast reflexes.

In SEC play, however, Walker as re-asserted herself offensively raising her scoring average from 8.5 in non-conference play to 10.9 in SEC action. She turned up the scoring while still contributing 2.9 assists (14th in the SEC) and 2.6 steals per game (3rd in SEC) in league play.

In evidence that she has spent her career as an all-around contributor, Walker joins Kentucky's A'dia Mathies and Georgia's Jasmine James as the only active SEC players to have amassed at least 1,000 points in combination with 200 career assists and 200 career steals. In South Carolina history, just 11 Gamecocks have reached all three plateaus. Only five of those have more career rebounds than Walker's 452, including two who played prior to the Gamecocks joining the SEC.

Movin' On Up

South Carolina seniors Ashley Bruner and Ieasia Walker have made the most of their time in the Garnet and Black, posting and heading toward significant milestones while moving up the all-time leaderboards in several categories.

Bruner made the first move by becoming just the 26th Gamecock to pull down at least 500 career rebounds, hitting the mark as part of her seven-rebound outing at Seton Hall (Dec. 2). On Feb. 7 at Alabama, she became just the 18th Gamecock to grab 600 career rebounds as part of her eighth career double-double. Bruner is currently 17th on the total rebounding list with 621, needing seven more boards to reach Evelyn Johnson (1980-83) in 16th place at 628.

Walker joined the 1,000-point club 18 points into her 24-point performance against LSU (Jan. 17) at Carolina Coliseum. She is just the 28th Gamecock to reach the plateau and is one of just 12 in the group to pair the milestone with at least 200 career steals. Walker hit that mark with five swipes against Western Carolina (Dec. 29). She moved into the program's top 10 in that category on the same night she scored her 1,000th point, swiping five steals from the Lady Tigers to get to 216 and climb into sixth place in school history. Currently in fourth place at 234, Shannon Johnson's third-place spot (260) is 26 steals away.

2012-13 Double-Doubles

Aleighsa Welch (7)

11/15	Savannah State	13 pts/12 rebs
11/22	vs. Hampton	16 pts/11 rebs
11/23	vs. Florida Gulf Coast	14 pts/11 rebs
11/28	Drexel	12 pts/15 rebs
12/2	at Seton Hall	14 pts/10 rebs
12/21	SC State	16 pts/14 rebs
2/7	at Alabama	16 pts/10 rebs

Ashley Bruner (4)

11/24	vs. DePaul	11 pts/12 rebs
1/17	LSU	13 pts/12 rebs
2/7	at Alabama	15 pts/11 rebs
2/14	at Kentucky	13 pts/10 rebs

Tiffany Mitchell (2)

12/2	at Seton Hall	13 pts/11 rebs
12/21	SC State	21 pts/11 rebs

AP Top 25

(Week of Feb. 11)

1.	Baylor	22-1
2.	Notre Dame	22-1
3.	Connecticut	22-1
4.	Stanford	22-2
5.	Duke	21-1
6.	California	21-2
7.	Maryland	19-3
8.	Penn State	20-3
9.	Kentucky	21-3
10.	Louisville	20-4
11.	Texas A&M	19-5
12.	Tennessee	19-5
13.	Georgia	20-4
14.	North Carolina	22-3
15.	UCLA	19-4
16.	South Carolina	20-4
17.	Dayton	21-1
18.	Purdue	18-5
19.	Florida State	19-4
20.	Delaware	20-3
21.	Colorado	18-5
22.	Oklahoma	18-5
23.	Syracuse	19-3
24.	Iowa State	17-5
25.	Oklahoma State	16-6

USA Today Coaches Top 25

(Week of Feb. 11)

1.	Baylor	22-1
2.	Connecticut	22-1
3.	Notre Dame	22-1
4.	Duke	21-1
5.	Stanford	22-2
6.	California	21-2
7.	Kentucky	21-3
8.	Maryland	19-3
9.	Penn State	20-3
10.	Tennessee	19-5
11.	Louisville	20-4
12.	Georgia	20-4
13.	Texas A&M	19-5
14.	South Carolina	20-4
15.	Dayton	21-1
16.	UCLA	19-4
17.	North Carolina	22-3
18.	Purdue	18-5
19.	Oklahoma	18-5
20.	Florida State	19-4
21.	Syracuse	19-3
22.	Delaware	20-3
23.	Iowa State	17-5
24.	Oklahoma State	16-6
25.	Colorado	18-5

IEASIA WALKER

Assault on the Record Book...

Senior guard Ieasia Walker has enjoyed a successful career in the Garnet and Black, ranking among the most productive and utilized player in school history. She is the **28th Gamecock to record 1,000 career points** and the **13th to amass 200 career steals**. In proof of her all-around effort, Walker is one of just 11 Gamecocks to have scored 1,000 career points while also handing out 200 career assists and 200 career steals. Only five of the other 10 in the group have reeled in more career rebounds than Walker's 452, including two who played prior to the Gamecocks joining the SEC. The Amityville, N.Y., native finds herself in elite company among SEC players this season, joining Kentucky's A'dia Mathies and Georgia's Jasmine James as the only active SEC players to have reached all three plateaus.

Below are the key South Carolina career record books that she is among or nearing:

Points Scored

Player	Gms	Pts
20. Marsi McAlister (82-85)	115	1160
21. Lauren Simms (04-07)	116	1104
22. Lisa Williams (96-99)	110	1099
23. <i>Ieasia Walker (10-pres.)</i>	122	1076
24. Jean Walling (78-80)	107	1063

3-Point Field Goals Made

Player	Gms	3M
6. Nicki Bass (90-94)	110	152
7. Stacy Booker (03-07)	108	119
8. Valerie Nainima (10-11)	54	115
9. Nikki Miars (95-99)	108	114
10. Shaun Gortman (98-02)	105	111
11. <i>Ieasia Walker (10-pres.)</i>	122	107

3-Point Field Goal Attempts

Player	Gms	3A
7. Stacy Booker (03-07)	108	418
8. <i>Ieasia Walker (10-pres.)</i>	122	368
9. Nikki Miars (95-99)	108	365

Free Throw Attempts

Player	Gms	FTA
9. La'Keisha Sutton (09-12)	125	402
10. Sharon Gilmore (82-86)	110	384
11. Schonna Banner (87-90)	125	361
12. Iva Sliskovic (04-07)	119	352
13. <i>Ieasia Walker (10-pres.)</i>	122	368

Steals

Player	Gms	Stls
1. Jocelyn Penn (99-03)	117	359
2. Martha Parker (85-89)	124	284
3. Shannon Johnson (93-96)	109	260
4. <i>Ieasia Walker (10-pres.)</i>	122	264
5. Rita Johnson (77-81)	130	231

Minutes Played

Player	Gms	MP
5. La'Keisha Sutton (09-12)	125	3755
6. Nikki Miars (95-99)	108	3711
7. Shannon Johnson (93-96)	109	3495
8. Jocelyn Penn (99-03)	117	3485
9. Lisa Diaz (86-90)	126	3468
10. <i>Ieasia Walker (10-pres.)</i>	122	3432

Games Played

Player	GP
4. Lisa Diaz (86-90)	126
Monica Williams (83-88)	126
6. La'Keisha Sutton (09-12)	125
Schonna Banner (86-90)	125
8. Martha Parker (85-89)	124
9. Ilona Burgrova (04-08)	123
10. <i>Ieasia Walker (10-pres.)</i>	122
Becky Parker (79-83)	122
Sharon Rivers (79-83)	122

Games Started

Player	GS
7. Cristina Ciocan (00-04)	104
8. Brantley Southers (81-86)	103
9. Lauren Simms (03-07)	101
10. Shaun Gortman (98-02)	100
Nikki Miars (95-99)	100
12. Annie Lester (97-00)	96
13. <i>Ieasia Walker (10-pres.)</i>	95

SEC Games Only

Assists

Player	Gms	Asst
1. Cristina Ciocan (01-04)	56	250
2. La'Keisha Sutton (09-12)	62	193
3. Shannon Johnson (93-96)	44	161
4. Nikki Miars (96-99)	50	159
5. <i>Ieasia Walker (10-pres.)</i>	60	141

Steals

Player	Gms	Stls
1. Jocelyn Penn (99-03)	55	162
2. <i>Ieasia Walker (10-pres.)</i>	60	112

Minutes Played

Player	Gms	MP
1. La'Kiehsa Sutton (09-12)	62	2010
2. <i>Ieasia Walker (10-pres.)</i>	60	1787

Games Played

Player	GP
1. La'Kiehsa Sutton (09-12)	62
2. Charenee Stephens (09-12)	61
3. <i>Ieasia Walker (10-pres.)</i>	60
Jewel May (08-11)	60



South Carolina's Record When...

	SEC Only	All Games
Record.....	8-4.....	20-5
Playing a ranked opponent.....	1-4.....	1-5
Playing at home	4-1.....	11-2
Playing on the road	4-2.....	6-2
Playing at neutral site	0-0.....	3-0
Leading at half	7-1.....	18-1
Trailing at half	0-2.....	1-3
Tied at half	1-1.....	1-1
Playing an overtime game	0-0.....	1-0
0 players score in double-figures	0-0.....	0-0
1 player scores in double-figures	1-1.....	3-1
2 players score in double-figures	4-1.....	7-2
3 players score in double-figures	2-1.....	7-1
4 players score in double-figures	1-0.....	2-0
5 players score in double-figures	0-1.....	1-1
Starters out-score opponent's starters	6-2.....	18-2
Opponent's starters score equal/more	2-2.....	2-3
Bench out-scores opponent's bench	5-1.....	12-2
Opponent's bench scores equal/more.....	3-3.....	8-3
Shooting 50% or better	0-1.....	1-1
Shooting between 40-49%	3-0.....	9-0
Shooting between 30-39%	4-1.....	9-1
Shooting less than 30%	1-2.....	1-3
Opponent shoots 50% or better.....	0-1.....	0-1
Opponent shoots between 40-49%	1-0.....	3-1
Opponent shoots between 30-39%	5-3.....	11-3
Opponent shoots less than 30%.....	2-0.....	6-0
Shooting better than opponent.....	5-1.....	15-1
Shooting worse than/equal to opponent	3-3.....	5-4
Having more FTs made than opponent	7-2.....	15-2
Having equal/less FTs made than opponent	1-2.....	5-3
Out-rebounding opponent.....	5-3.....	17-3
Having equal/less rebounds than opponent	3-1.....	3-2
Having more TOs than opponent	2-2.....	5-2
Having equal or less TOs than opponent.....	6-2.....	15-3
Attempting more FT than 3FG.....	7-3.....	17-3
Attempting equal/less FT than 3FG	1-1.....	3-2
Making 5 or more 3FGs.....	3-0.....	8-0
Making less than 5 3FGs.....	5-4.....	12-5
Making no 3 FGs.....	1-1.....	4-1
Attempting 15 or more 3FGs.....	4-1.....	10-2
Attempting less than 15 3FGs.....	4-3.....	11-3

	SEC Only	All Games
No South Carolina players foul out.....	7-3.....	19-4
One or more South Carolina players foul out.....	1-1.....	1-1
Having 10 or more assists.....	4-1.....	10-1
Having less than 10 assists.....	4-3.....	10-4
Scoring more pts. in paint than opponent	5-1.....	17-1
Scoring equal/less pts. in paint than opponent	3-3.....	3-4
Scoring more pts. off TOs than opponent	5-2.....	16-3
Scoring equal/less pts. off TOs than opponent.....	3-2.....	4-2
Scoring more 2nd-chance pts.	7-2.....	19-2
Scoring equal/less 2nd-chance pts.....	1-2.....	1-3
Scoring more fast break pts.....	6-1.....	15-1
Scoring equal/less fast break pts.....	2-3.....	5-4
Wearing white uniforms.....	4-2.....	13-3
Wearing black uniforms	4-2.....	7-2
Wearing garnet uniforms.....	0-0.....	0-0
Playing in tournaments/classics	0-0.....	3-0
Playing on live television	2-2.....	5-3
Playing in November.....	0-0.....	8-0
Playing in December	0-0.....	4-1
Playing in January	6-2.....	6-2
Playing in February	2-2.....	2-2
Playing in March.....	0-0.....	0-0
Playing during the day.....	4-2.....	11-2
Playing at night.....	4-2.....	9-3
Playing on Sunday.....	4-2.....	7-2
Playing on Monday.....	0-0.....	1-0
Playing on Tuesday.....	0-0.....	0-0
Playing on Wednesday.....	0-0.....	2-1
Playing on Thursday.....	4-2.....	6-2
Playing on Friday	0-0.....	3-0
Playing on Saturday.....	0-0.....	2-0
Margin is 5 pts. or less.....	2-3.....	3-4
Margin is between 6-10.....	3-0.....	4-0
Margin is between 11-20.....	3-1.....	8-1
Margin is more than 20.....	0-0.....	5-0
Having a 20-pt. scorer.....	1-0.....	2-0
Having a 30-pt. scorer.....	0-0.....	0-0
Scoring 49 points or less.....	1-2.....	2-3
Scoring 50-59 points.....	3-1.....	6-1
Scoring 60-69 points.....	4-0.....	9-0
Scoring 70-79 points.....	0-1.....	2-1
Scoring 80-89 points.....	0-0.....	1-0
Scoring 90-99 points.....	0-0.....	0-0

2012-13 Team High / Low

South Carolina	Game Highs		Game Lows	
POINTS	82	at Louisiana Tech 11/12/12	40	at Georgia, 1/13/13
FIELD GOALS MADE	31	Savannah State, 11/15/12 Elon, 11/9/12	14	at Mississippi State, 1/6/13
FIELD GOAL ATTEMPTS	70	Elon, 11/9/12	39	at Mississippi State, 1/6/13
FIELD GOAL PERCENTAGE	.560 (28-50)	at Kentucky, 2/14/13	.234 (15-64)	at Florida, 1/20/13
3 PT FIELD GOALS MADE	9	Savannah State, 11/15/12	0	at Georgia, 1/13/13 at Mississippi State, 1/6/13 vs. DePaul, 11/24/12 Clemson, 11/18/12 Elon, 11/9/12
3 PT FG ATTEMPTS	25	Savannah State, 11/15/12	2	at Mississippi State, 1/6/13
3 PT FG PERCENTAGE	.667 (6-9)	Western Carolina, 12/29/12	.000 (0-14)	Clemson, 11/18/12 Elon, 11/9/12
FREE THROWS MADE	32	at Mississippi State, 1/6/13	4	Western Carolina, 12/29/12
FREE THROW ATTEMPTS	50	at Mississippi State, 1/6/13	13	at Arkansas, 1/27/13 vs. Florida Gulf Coast, 11/23/12 Savannah State, 11/15/12
FREE THROW PERCENTAGE	.682 (15-22)	at Kentucky, 2/14/13	.286 (4-14)	Western Carolina, 12/29/12
REBOUNDS	59	at Florida, 1/20/13	28	Auburn, 2/3/13
ASSISTS	20	at Louisiana Tech 11/12/12	1	vs. DePaul, 11/24/12
STEALS	15	Furman, 12/9/12	2	at Kentucky, 2/14/13
BLOCKED SHOTS	9	Furman, 12/9/12	0	at Georgia, 1/13/13 vs. Florida Gulf Coast, 11/23/12
TURNOVERS	29	vs. Hampton, 11/22/12	7	Stanford, 12/19/12 at Louisiana Tech 11/12/12
FOULS	24	at Kentucky, 2/14/13	8	at Seton Hall, 12/2/12

Opponent	Game Highs		Game Lows	
POINTS	78	at Kentucky, 2/14/13	34	vs. Hampton, 11/22/12
FIELD GOALS MADE	28	Tennessee, 1/3/13	11	Furman, 12/9/12 vs. Hampton, 11/22/12 Clemson, 11/18/12
FIELD GOAL ATTEMPTS	71	at Kentucky, 2/14/13	44	vs. Florida Gulf Coast, 11/23/12
FIELD GOAL PERCENTAGE	.500 (28-56)	Tennessee, 1/3/13	.193 (11-57)	vs. Hampton, 11/22/12
3 PT FIELD GOALS MADE	7	Drexel, 11/28/12 vs. Florida Gulf Coast, 11/23/12	0	Stanford, 12/19/12
3 PT FG ATTEMPTS	29	vs. Florida Gulf Coast, 11/23/12	4	Stanford, 12/19/12
3 PT FG PERCENTAGE	.583 (7-12)	Drexel, 11/28/12	.000 (0-4)	Stanford, 12/19/12
FREE THROWS MADE	22	at Kentucky, 2/14/13	2	at Seton Hall, 12/2/12
FREE THROW ATTEMPTS	27	at Kentucky, 2/14/13	4	at Seton Hall, 12/2/12
FREE THROW PERCENTAGE	1.000 (10-10)	Furman, 12/9/12	.500 (6-12) .500 (6-12) .500 (2-4)	Texas A&M, 2/10/13 LSU, 1/17/13 at Seton Hall, 12/2/12
REBOUNDS	50	Texas A&M, 2/10/13	20	vs. Florida Gulf Coast, 11/23/12
ASSISTS	13	Auburn, 2/3/13 LSU, 1/17/13	2	Furman, 12/9/12
STEALS	13	vs. Hampton, 11/22/12	0	Furman, 12/9/12
BLOCKED SHOTS	11	Tennessee, 1/3/13 Stanford, 12/19/12	0	Auburn, 2/3/13 vs. DePaul, 11/24/12 at Louisiana Tech 11/12/12
TURNOVERS	24	Furman, 12/9/12	9	at Kentucky, 2/14/13 at Florida, 1/20/13
FOULS	33	SC State, 12/21/12	13	Tennessee, 1/3/13 Savannah State, 11/15/12

Staley Era Team Records

Italics indicates set in 2012-13

Scoring

Most	Points
1. at Clemson, 11/19/09	92
2. vs. North Carolina, 12/20/09	85
3. <i>at Louisiana Tech, 11/12/12</i>	82
4. at Alabama, 1/10/10	80
vs. Eastern Michigan, 3/17/12	80

Fewest	Points
1. at Stanford, 11/26/10	32
2. vs. Georgia, 3/4/11	34
3. vs. Mississippi State, 3/5/09	39
4. <i>at Georgia, 1/13/13</i>	40
5. at Mississippi State, 2/26/09	41

Fewest Allowed	Points
1. vs. South Carolina State, 12/14/11	21
2. vs. Presbyterian, 11/27/11	24
3. vs. Furman, 12/11/11	33
vs. Savannah State, 12/5/10	33
5. <i>vs. Hampton, 11/22/12</i>	34
vs. Ohio University, 11/28/08	34

Most Allowed	Points
1. at Clemson, 11/19/09	94
2. vs. North Carolina, 12/20/09	93
3. vs. Xavier, 11/12/10	84
4. at Tennessee, 2/17/11	82
at Florida, 2/22/09	82

Margin of Outcome

Victory	Score	Margin
1. vs. South Carolina State, 12/14/11	66-21	+45
2. vs. Furman, 12/11/11	72-33	+39
3. <i>vs. Furman, 12/9/12</i>	69-35	+34
4. <i>vs. Elon, 11/9/12</i>	77-44	+33
5. vs. Eastern Michigan, 3/17/12	80-48	+32

Defeat	Score	Margin
1. at Stanford, 11/26/10	32-70	-38
2. vs. Georgia, 3/4/11	34-66	-32
3. vs. Stanford, 12/19/08	47-78	-31
4. at Penn State, 11/21/10	48-78	-30
5. vs. Connecticut, 12/28/08	48-77	-29

Field Goals

Made	FGM
1. vs. North Carolina, 12/20/09	34
at Clemson, 11/19/09	34
3. vs. North Carolina, 12/18/11	33
4. vs. Eastern Michigan, 3/17/12	32
5. <i>7 Times, Last vs. Savannah State, 11/15/1231</i>	

Attempts	FGA
1. vs. Penn State, 11/20/11	76
2. at Clemson, 11/19/09	74
3. vs. Tennessee, 1/20/11	73
4. vs. NC State, 12/13/09	71
5. <i>vs. Elon, 11/9/12</i>	70
vs. North Carolina, 12/18/11	70
at Florida, 2/22/09	70

Highest Percentage (Min. 40 FGA)	FGM-A	Pct
1. at Alabama, 1/10/10	31-52	.596
2. <i>at Kentucky, 2/14/13</i>	28-50	.560
3. at Alabama, 2/19/12	25-45	.556
4. vs. Kentucky, 1/14/10	31-56	.554
5. vs. Eastern Michigan, 3/17/12	32-60	.533

Lowest Percentage (Min. 40 FGA)	FGM-A	Pct
1. at Stanford, 11/26/10	12-55	.218
2. vs. Georgia, 3/4/11	12-52	.231
3. at Kentucky, 2/5/09	13-55	.236
4. at Georgia, 1/2/11	13-54	.241
5. at Penn State, 11/21/10	17-70	.243

Lowest Percentage Allowed	FGM-A	Pct
1. vs. South Carolina State, 12/14/11	6-48	.125
2. <i>vs. Hampton, 11/22/12</i>	11-57	.193
3. <i>vs. Furman, 12/9/12</i>	11-46	.239
<i>vs. Clemson, 11/18/12</i>	11-46	.239
5. vs. Presbyterian, 11/27/11	10-40	.250
vs. Furman, 12/11/11	11-44	.250

Highest Percentage Allowed	FGM-A	Pct
1. vs. Connecticut, 12/28/08	35-62	.565
vs. Florida, 1/9/11	26-46	.565
3. vs. Xavier, 11/12/10	34-61	.557
4. at Kentucky, 1/13/11	30-55	.545
5. vs. Vanderbilt, 2/27/11	27-50	.540

3-Point Field Goals

Made	3FGM
1. <i>vs. Savannah State, 11/15/12</i>	9
at Arkansas, 2/6/11	9
at Ole Miss, 1/16/11	9
vs. North Carolina, 12/18/11	9
vs. Ole Miss, 1/26/12	9

Attempts	3FGA
1. vs. Penn State, 11/20/11	29
2. vs. North Carolina, 12/19/10	28
3. <i>vs. Savannah State, 11/15/12</i>	25
at Ole Miss, 1/16/11	25
5. vs. Georgia, 2/16/12	23
vs. Boston University, 12/28/09	23
at Florida, 2/22/09	23

Percentage (Min. 5 3FGA)	3FGM-A	Pct
1. <i>vs. Western Carolina, 12/29/12</i>	6-9	.667
at Alabama, 1/10/10	8-12	.667
vs. Charlotte, 12/21/08	8-12	.667
4. vs. Florida, 2/12/12	8-13	.615
5. at Alabama, 2/19/12	5-9	.556

Free Throws

Made	FTM
1. <i>at Mississippi State, 1/6/13</i>	32
2. <i>vs. SC State, 12/21/12</i>	27
3. at Ole Miss, 1/22/09	26
4. vs. Charlotte, 12/21/08	24
5. at Georgia, 1/2/11	23
vs. Auburn, 1/8/09	23

Attempts	FTA
1. <i>at Mississippi State, 1/6/13</i>	50
2. <i>vs. SC State, 12/21/12</i>	44
3. at Xavier, 11/30/11	38
4. <i>vs. Clemson, 11/18/12</i>	35
5. at Georgia, 1/2/11	34
vs. Penn State, 11/22/09	34
at Clemson, 11/19/09	34

Percentage (Min. 10 FTA)	FTM-A	Pct
1. vs. Auburn, 1/2/09	23-26	.885
2. vs. San Diego State, 11/28/09	14-16	.875
3. at Tennessee, 1/7/10	10-12	.833
4. at Auburn, 2/4/10	9-11	.818
5. vs. Davidson, 11/24/08	13-16	.813

Rebounding

Total	Rebs
1. <i>at Florida, 1/20/13</i>	59
2. <i>vs. Hampton, 11/22/12</i>	57
3. <i>at Alabama, 2/7/13</i>	53
<i>vs. Elon, 11/9/12</i>	53
vs. Brown, 12/29/09	53

Offensive	OREbs
1. <i>vs. Elon, 11/9/12</i>	29
2. vs. College of Charleston, 11/23/11	27
3. <i>at Florida, 1/20/13</i>	26
4. <i>vs. Savannah State, 11/15/12</i>	25
vs. Penn State, 11/20/11	25
at Penn State, 11/21/10	25

Defensive	DRebs
1. <i>vs. Hampton, 11/22/12</i>	39
2. vs. Charlotte, 11/16/09	35
3. <i>at Florida, 1/20/13</i>	33
at Ole Miss, 1/22/09	33
5. <i>vs. DePaul, 11/24/12</i>	32
vs. Jacksonville, 12/30/08	32

Margin	Rebs	Margin
1. <i>at Alabama, 2/7/13</i>	53-24	+29
2. <i>vs. Florida Gulf Coast, 11/23/12</i>	46-20	+26
3. <i>vs. Hampton, 11/22/12</i>	57-32	+25
4. <i>vs. Savannah State, 11/15/12</i>	50-26	+24
5. vs. Alabama, 1/23/11	49-27	+22

Assists

Game	Assists
1. <i>at Louisiana Tech, 11/12/12</i>	22
vs. Eastern Michigan, 3/17/12	22
3. vs. Alabama, 2/15/09	20
4. 4 times, Last vs. North Carolina, 12/18/11	19

Steals

Game	Steals
1. vs. Furman, 12/11/11	21
2. vs. NC State, 12/12/10	16
vs. USC Upstate, 12/16/08	16
4. <i>vs. Furman, 12/9/12</i>	15
vs. High Point, 12/2/09	15
vs. Davidson, 11/24/08	15

Blocked Shots

Game	Blocks
1. vs. Eastern Michigan, 3/17/12	11
vs. Furman, 12/11/11	11
3. <i>vs. Furman, 12/9/12</i>	9
at NC State, 12/4/11	9
vs. Alabama A&M, 11/14/11	9

Turnovers

Fewest	TOs
1. at Tennessee, 2/2/12	4
2. vs. Georgia, 3/2/12	5
vs. Ole Miss, 3/3/11	5
4. <i>vs. Stanford, 12/19/12</i>	7
<i>at Louisiana Tech, 11/12/12</i>	7
vs. Tennessee, 3/3/12	7

Most	TOs
1. at Wake Forest, 12/3/08	32
2. <i>vs. Hampton, 11/22/12</i>	29
vs. Kentucky, 1/15/12	29
4. at Kentucky, 1/13/11	28
5. vs. Jacksonville, 12/30/08	26

The Last Time ...

Individual

Scored 50 Points

South Carolina 51, Jocelyn Penn vs. Stetson, 1/4/03
Opponent Never

Scored 40 Points

South Carolina 51, Jocelyn Penn vs. Stetson, 1/4/03
Opponent 46, Cornelia Gayden, LSU, 1/14/95

Scored 30 Points

South Carolina 30, Ieasia Walker vs. Clemson, 11/18/10
Opponent 32, LaQueta Ferguson, Florida International, 11/25/07

Grabbed 20 Rebounds

South Carolina 25, Kelsey Bone vs. Boston University, 12/28/09
Opponent 24, Courtney Paris, Oklahoma, 12/30/07

Grabbed 15 Rebounds

South Carolina 15, Aleighsa Welch vs. Drexel, 11/28/12
Opponent 15, Kelsey Bone, Texas A&M, 2/10/13

Two Players with 20 or More Points

South Carolina La'Keisha Sutton 21/Markeshia Grant 20 vs. North Carolina, 12/18/11
Opponent Angie Bjorklund 23/Shekinna Stricklen 21, Tennessee, 1/17/10

Two Players with 10 or More Rebounds

South Carolina Ashley Bruner 11/Aleighsa Welch 10 at Alabama, 2/7/13
Opponent Quistelle Williams 10/Berna Calli 10, Arkansas, 1/27/13

Had 10 Assists

South Carolina 10, Samone Kennedy at Florida, 2/24/08
Opponent 11, Marneshia Richard, Mississippi State, 1/21/07

Had Five Steals

South Carolina 5, Ashley Bruner and Ieasia Walker at Arkansas, 1/27/13
Opponent 5, Sam Ramirez, Appalachian State, 3/16/11

Had Five Blocked Shots

South Carolina 5, Elem Ibiam vs. Western Carolina, 12/29/12
Opponent 7, Isabelle Harrison, Tennessee, 1/3/13

Had a Double-Double

South Carolina Ashley Bruner (13 pts/10 rebs) at Kentucky, 2/14/13
Opponent Kelsey Bone (13 pts/15 rebs), Texas A&M, 2/10/13

Two Players had a Double-Double

South Carolina Ashley Bruner (15 pts/11 rebs) and Aleighsa Welch (16 pts/10 rebs) at Alabama, 2/7/13
Opponent Chiney Ogwumike (11 pts/10 rebs)/Nnemkadi Ogwumike (39 pts/10 rebs), Stanford, 3/24/12

Had a Triple-Double

South Carolina Iva Sliskovic (18 pts, 15 rebs, 10 assts) vs. High Point, 12/20/06
Opponent Never

Scored 100 Points

South Carolina 102 vs. North Carolina A&T, 3/21/08
Opponent 103, Clemson, 11/21/03

Won by 30 or More Points

South Carolina 69-35 (34) vs. Furman, 12/9/12
Opponent 66-34 (32), Georgia, 3/4/11

Shot 65% or Better from the Field

South Carolina .652 (45-69) vs. East Tennessee State, 12/19/00
Opponent Never

Shot 60% or Better from the Field

South Carolina .608 (31-51) vs. Jackson State, 12/7/07
Opponent .604 (29-48), Vanderbilt, 1/18/01

Shot 50% or Better from the Field

South Carolina .560 (28-50) at Kentucky, 2/14/13
Opponent .500 (28-56), Tennessee, 1/3/13

No Players in Double-Figure Points

South Carolina at Auburn, 1/19/12
Opponent SC State, 12/14/11

Five Players in Double-Figure Points

South Carolina at Kentucky, 2/14/13
Opponent Arkansas, 2/14/10

Faced AP Top-25 Opponent

Win 55-50 vs. No. 5 Kentucky, 1/24/13
Loss 78-74 at No. 7 Kentucky, 2/14/13

Faced AP Top-10 Opponent

Win 55-50 vs. No. 5 Kentucky, 1/24/13
Loss 78-74 at No. 7 Kentucky, 2/14/13

Faced AP Top-5 Opponent

Win 55-50 vs. No. 5 Kentucky, 1/24/13
Loss 49-53 vs. No. 1 Stanford, 12/19/12

Faced AP No. 1 Team

Win Never
Loss 49-53 vs. No. 1 Stanford, 12/19/12

Overtime Game

Win 58-55 vs. Drexel, 11/28/12
Loss 60-74 vs. Vanderbilt, 2/27/11

Double-Overtime Game

Win 92-91 at Florida State, 2/4/91
Loss 92-94 at Clemson, 11/19/09

South Carolina Was Ranked (AP Poll)

AP No. 1 Never
AP Top 10 No. 10, 2/18/02
AP Top 25 No. 16, 2/11/13

Team



Ashley Bruner

#21

6-0 • Senior
Forward
Norman, Okla.
Norman

Miscellaneous Stats

	2012-13	Career	Career
	Games	Games	Record
Double-Double	4	9	5-4
10+ Points	12	32	24-8
10+ Rebounds	6	12	8-4
Team-High Points	6	11	9-2
Team-High Rebs.	9	32	17-15
Team-High Assts.	6	7	6-1

- Has started every game this season
- Ranks 10th in SEC in rebounds per game and seventh in offensive rebounds per game (3.1)
- Has four double-doubles this season (vs. DePaul, LSU, at Alabama, at Kentucky)
- Led team in scoring six times (Elon, at LA Tech, Clemson, vs. FGCU, vs. DePaul, at Arkansas)
- Led team in rebounding nine times (Savannah State, Clemson, vs. Hampton, vs. DePaul, Stanford, LSU, at Alabama, Texas A&M, at Kentucky)
- Has scored in double figures 12 times and pulled down double-figure rebounds nine times
- Netted five of team's final six points in near miss at No. 9/7 Kentucky (Feb. 14) en route to fourth double-double of season
- Pulled down six of her team-high nine rebounds against Texas A&M (Feb. 10) in second half
- Scored 14 of her 15 points at Alabama (Feb. 7) in the first half, grabbing six of her team-high 11 boards on offensive end while handing out a team-high four assists
 - Posted seven of her 11 points at Arkansas (Jan. 27) in the second half, including four of Gamecocks' last seven
 - Swiped a steal in final 12 seconds with Gamecocks clinging to a four-point lead over #5/4 Kentucky (Jan. 24)
 - Scored eight of her 14 points and grabbed five of her nine rebounds at Florida (Jan. 20) in the second half, including a pair of free throws and a rebound in the final 30 seconds to help seal the victory
 - Played solid all-around game against LSU (Jan. 17), posting a double-double and a team-high four assists (tying her career high) ... tied her season high with 12 rebounds, including seven in second half, during which she scored nine of her 13 points
- Reeled in seven of her eight rebounds at #13/12 Georgia (Jan. 13) in the second half
- Grabbed all seven of her rebounds against Vanderbilt (Jan. 10) in second half as Gamecocks held off more efficient Commodore offense
- Scored five of her seven points at Mississippi State (Jan. 6) at the free throw line, including four during an 8-2 run in the first half to open a nine-point lead
- Snagged four of her six rebounds against Tennessee (Jan. 3) on the offensive end and scored 10 of her 12 points in the first half while adding four steals in the game
- Snagged five of her eight rebounds against SC State (Dec. 21) on the offensive end to help her tie her career high with four assists
- Battled Stanford's frontcourt (Dec. 19) for a team-high eight rebounds in near miss against nation's top team
- All-Tournament selection at the Paradise Jam after averaging 10.3 points and 9.3 rebounds over the three games at the event
- Posted all of her 12 points and eight rebounds vs. Drexel (Nov. 28) after halftime, including the game-winning basket and final defensive rebound in overtime
- Posted her first double-double of the season against DePaul (Nov. 24) with 11 points and 12 rebounds

Career Highs – All Games

Pts 18 vs. Savannah State, 12/5/10
FG 8, 2x, last at LA Tech, 11/12/12
FGA.. 16 vs. Alabama A&M, 11/14/11
FG %..... 1.00 (8-8) vs. Florida, 1/9/11
FT..... 6 vs. Charlotte, 3/20/11
FTA..... 14 at Florida, 1/20/13
FT %..... 1.00 (4-4), 2x, last, vs. Auburn, 1/19/12
Rebs..... 18 vs. Penn State, 11/20/11
Off Rebs..... 9 vs. Penn State, 11/20/11
Def Rebs... 9, 2x, last at Kentucky, 2/14/13
Blks..... 4, 2x, last, vs. Savannah St., 12/5/10
Stls..... 5, 2x, last at Arkansas, 1/27/13
Assts..... 4, 3x, last at Alabama, 2/7/13
Min..... 37, 3x, last at Florida, 1/20/13

Career – SEC Games

Pts 16, 2x, last vs. Florida, 1/9/11
FG 8 vs. Florida, 1/9/11
FGA..... 14 vs. LSU, 1/17/13
FG %... 1.000 (8-8) vs. Florida, 1/9/11
FT..... 5 at Mississippi State, 1/6/13
FTA..... 14 at Florida, 1/20/13
FT %... 1.000 (4-4) vs. Auburn, 1/19/12
Rebs 12 vs. LSU, 1/17/13
Off Rebs..... 6, 4x, last at Ala., 2/7/13
Def Rebs..... 9 at Kentucky, 2/14/13
Blks ... 2, 6x, last vs. Arkansas, 2/26/12
Stls..... 5 at Arkansas, 1/27/13
Assts..... 4, 2x, last at Alabama, 2/7/13
Min..... 37, 2x, last at Florida, 1/20

Season Highs – All Games

Pts 17 at LA Tech, 11/12
FG 8 at LA Tech, 11/12
FGA..... 14, 2x, last vs. LSU, 1/17
FG %... .800 (8-10) at LA Tech, 11/12
FT..... 5 at Mississippi State, 1/6
FTA..... 14 at Florida, 1/20
FT %750 (3-4) vs. Stanford, 12/19
Rebs..... 12, 4x, last vs. LSU, 1/17
Off Rebs..... 6 at Alabama, 2/7
Def Rebs..... 9 at Kentucky, 2/14
Blks 2, 3x, last vs. SC State, 12/21
Stls..... 5, 2x, last at Arkansas, 1/27
Assts 4, 3x, last at Alabama, 2/7
Min..... 37, 3x, last at Florida, 1/20

Season Highs – SEC Games

Pts 15 at Alabama, 2/7
FG 7 at Alabama, 2/7
FGA..... 14 vs. LSU, 1/17
FG %..... .667 (6-9) at Kentucky, 2/14
FT..... 5 at Mississippi State, 1/6
FTA..... 14 at Florida, 1/20
FT %500 (4-8) vs. Tennessee, 1/3
Rebs..... 12 vs. LSU, 1/17
Off Rebs..... 6 at Alabama, 2/7
Def Rebs..... 9 at Kentucky, 2/14
Blks 1, 5x, last vs. Auburn, 2/3
Stls..... 5 at Arkansas, 1/27
Assts 4, 2x, last at Alabama, 2/7
Min..... 37, 2x, last at Florida, 1/20

2012-13 Game-by-Game Stats

Date	Opponent	GS	MIN	FG-A	3FG-A	FT-A	Reb	PF	A	TO	B	S	TP	
11/9	Elon	*	24	7-11	0-0	1-5	3	0	0	2	0	0	15	
11/12	at LA Tech	*	22	8-10	0-0	1-3	2	3	3	0	0	0	17	
11/15	Savannah State	*	23	4-9	0-0	0-3	12	2	1	2	0	0	8	
11/18	Clemson	*	28	6-12	0-0	4-7	8	3	0	3	0	3	16	
11/22	vs. Hampton	*	28	2-6	0-0	1-9	12	2	2	5	0	1	5	
11/23	vs. Fla. Gulf Coast	*	27	7-12	0-1	1-3	4	2	1	3	0	1	15	
11/24	vs. DePaul	*	37	5-10	0-0	1-7	12	1	0	4	1	1	11	
11/28	Drexel	*	35	5-14	0-0	2-7	8	0	2	3	2	4	12	
12/2	at Seton Hall	*	30	4-8	0-1	1-4	7	1	2	3	0	5	9	
12/9	vs. Furman	*	21	1-6	0-0	0-0	5	2	1	2	2	1	2	
12/19	#11/1 Stanford	*	35	1-9	0-0	3-4	8	3	1	2	0	2	5	
12/21	SC State	*	25	0-5	0-0	1-6	8	0	4	1	2	1	1	
12/29	Western Carolina	*	29	2-8	0-1	0-2	5	0	2	1	1	2	4	
1/3	#12/13 Tennessee	*	29	4-10	0-0	4-8	6	0	1	1	0	4	12	
1/6	at Mississippi State	*	22	1-3	0-0	5-12	5	3	0	2	0	1	7	
1/10	Vanderbilt	*	30	4-7	0-0	1-6	7	3	3	3	1	0	9	
1/13	at #13/12 Georgia	*	37	2-6	0-0	0-0	8	1	1	4	0	1	4	
1/17	LSU	*	35	6-14	0-0	1-3	12	2	4	1	1	1	13	
1/20	at Florida	*	37	5-12	0-0	4-14	9	2	0	1	1	1	14	
1/24	#5/4 Kentucky	*	28	2-9	0-0	1-4	6	4	1	6	1	1	5	
1/27	at Arkansas	*	36	5-12	0-1	1-6	7	1	0	3	0	5	11	
2/3	Auburn	*	29	3-5	0-0	0-2	3	3	1	2	1	1	6	
2/7	at Alabama	*	31	7-13	0-1	1-3	11	2	4	1	0	2	15	
2/10	#14/16 Texas A&M	*	34	3-10	0-0	1-3	9	4	1	1	0	0	9	
2/14	at #9/7 Kentucky	*	33	6-9	0-0	1-3	10	2	2	3	0	1	13	
Totals			25	745	100-230	0-5	38-127	187	46	37	59	13	39	238
				29.8	.435	.000	.299	7.5		1.5			1.6	9.5
<i>SEC Totals</i>			<i>12</i>	<i>381</i>	<i>48-110</i>	<i>0-2</i>	<i>22-67</i>	<i>93</i>	<i>27</i>	<i>18</i>	<i>28</i>	<i>5</i>	<i>18</i>	<i>118</i>
				<i>31.8</i>	<i>.436</i>	<i>.000</i>	<i>.328</i>	<i>7.8</i>		<i>1.5</i>			<i>1.5</i>	<i>9.8</i>



ASIA DOZIER

- Has played in all but one game this season (Kentucky)
- Has scored in double figures two times
- Poured in 10 points as part of 12-4 run to close first half at Kentucky (Feb. 14), including a pair of 3s
- Scored all five of her points during a 10-3 first-half run at Alabama (Feb. 7)
- Hit a first-half 3 to give Gamecocks 10-point lead against LSU (Jan. 17)
- Drove from the wing for a basket as part of Gamecocks' 25-5 first-half surge that deflated Vanderbilt (Jan. 10) and was solid defensively to earn 20 minutes of playing time, the most by a Gamecock off the bench
- Buried a 3-pointer as part of team's 12-4 run to close the first half and establish a substantial lead over SC State (Dec. 21)
- Hit a huge second-half 3-pointer against #1/1 Stanford (Dec. 19) to pull within two points
- Posted her first double-digit scoring game with 11 points against Savannah State (Nov. 15)
- Handed out five assists at Louisiana Tech (Nov. 12)
- Pulled down 10 rebounds in her college debut against Elon (Nov. 9)

#31

**5-10 • Freshman
Guard
Columbia, S.C.
Spring Valley**

Miscellaneous Stats

	2012-13 Games	Career Games	Career Record
Double-Double	0	0	0-0
10+ Points	2	2	1-1
10+ Rebounds	1	1	1-0
5+ Assists	1	1	1-0
Team-High Points	0	0	0-0
Team-High Rebs.	0	0	0-0
Team-High Assts.	1	1	1-0

Career Highs – All Games

Pts 11 vs. Savannah St., 11/15/12
FG 4, 2x, last at Kentucky, 2/14/13
FGA 10 vs. Savannah St., 11/15/12
FG % 1.00 (4-4) at Kentucky, 2/14/13
3FG 3 vs. Savannah St., 11/15/12
3FGA 9, 2x, last, vs. SC State, 12/21/12
3FG % 1.00 (2-2) at Kentucky, 2/14/13
FT 4 vs. Elon, 11/9/12
FTA 7 vs. Elon, 11/9/12
FT % 1.00 (2-2) vs. Hampton, 11/22/12
Rebs. 10 vs. Elon, 11/9/12
Off Rebs. 4 vs. Elon, 11/9/12
Def Rebs. 6 vs. Elon, 11/9/12
Blks 1, 4x, last at Miss. State, 1/6/13
Stls. 2 at LA Tech, 11/12/12
Assts 5 at LA Tech, 11/12/12
Min. 26 vs. Elon, 11/9/12

Career – SEC Games

Pts 10 at Kentucky, 2/14/13
FG 4 at Kentucky, 2/14/13
FGA 7 vs. Tennessee, 1/3/13
FG % 1.00 (4-4) at Kentucky, 2/14/13
3FG 2 at Kentucky, 2/14/13
3FGA 5 vs. Tennessee, 1/3/13
3FG % 1.00 (2-2) at Kentucky, 2/14/13
FT 1 at Mississippi State, 1/6/13
FTA 2 at Mississippi State, 1/6/13
FT %500 (1-2) at Miss. State, 1/6/13
Rebs. 4 at Kentucky, 2/14/13
Off Rebs. 1, 3x, last at Alabama 2/7/13
Def Rebs. 4 at Kentucky, 2/14/13
Blks 1 at Mississippi State, 1/6/13
Stls. 1 at Alabama, 2/7/13
Assts 2 at Florida, 1/20/13
Min. 20 vs. Vanderbilt, 1/10/13

Season Highs – All Games

Pts 11 vs. Savannah St., 11/15
FG 4, 2x, last at Kentucky, 2/14
FGA 10 vs. Savannah St., 11/15
FG % 1.00 (4-4) at Kentucky, 2/14
3FG 3 vs. Savannah St., 11/15
3FGA 9, 2x, last, vs. SC State, 12/21
3FG % 1.00 (2-2) at Kentucky, 2/14
FT 4 vs. Elon, 11/9
FTA 7 vs. Elon, 11/9
FT % 1.00 (2-2) vs. Hampton, 11/22
Rebs. 10 vs. Elon, 11/9
Off Rebs. 4 vs. Elon, 11/9
Def Rebs. 6 vs. Elon, 11/9
Blks 1, 4x, last at Miss. State, 1/6
Stls. 2 at LA Tech, 11/12
Assts 5 at LA Tech, 11/12
Min. 26 vs. Elon, 11/9

Season Highs – SEC Games

Pts 10 at Kentucky, 2/14
FG 4 at Kentucky, 2/14
FGA 7 vs. Tennessee, 1/3
FG % 1.00 (4-4) at Kentucky, 2/14
3FG 2 at Kentucky, 2/14
3FGA 5 vs. Tennessee, 1/3
3FG % 1.00 (2-2) at Kentucky, 2/14
FT 1 at Mississippi State, 1/6
FTA 2 at Mississippi State, 1/6
FT %500 (1-2) at Miss. State, 1/6
Rebs. 4 at Kentucky, 2/14
Off Rebs. 1, 3x, last at Alabama, 2/7
Def Rebs. 4 at Kentucky, 2/14
Blks 1 at Mississippi State, 1/6
Stls. 1 at Alabama, 2/7
Assts 2 at Florida, 1/20
Min. 20 vs. Vanderbilt, 1/10

2012-13 Game-by-Game Stats

Date	Opponent	GS	MIN	FG-A	3FG-A	FT-A	Reb	PF	A	TO	B	S	TP
11/9	Elon	26	0-8	0-6	4-7	10	4	0	2	1	0	4	4
11/12	at LA Tech	22	2-5	1-4	0-0	2	2	5	0	0	2	5	5
11/15	Savannah State	24	4-10	3-9	0-0	3	4	2	1	0	0	11	11
11/18	Clemson	18	0-4	0-3	0-0	5	0	1	1	0	1	0	5
11/22	vs. Hampton	19	1-8	1-4	2-2	3	3	0	2	0	0	0	5
11/23	vs. Fla. Gulf Coast	16	1-6	0-5	0-0	1	5	1	2	0	0	0	2
11/24	vs. DePaul	4	0-1	0-1	0-0	1	0	0	0	0	0	0	0
11/28	Drexel	14	1-8	1-6	0-0	1	0	1	0	0	1	3	3
12/2	at Seton Hall	10	0-1	0-0	0-0	1	0	0	0	0	0	0	0
12/9	vs Furman	21	1-5	1-5	1-2	2	2	0	0	1	0	4	4
12/19	#1/1 Stanford	8	2-4	1-3	0-0	0	1	0	0	0	0	5	5
12/21	SC State	21	1-9	1-9	0-2	4	1	3	2	0	1	3	3
12/29	Western Carolina	17	2-6	1-1	0-3	2	1	1	2	1	1	5	5
1/3	#12/13 Tennessee	17	1-7	1-5	0-0	2	0	0	1	0	0	3	3
1/6	at Mississippi State	9	0-0	0-0	1-2	2	0	0	0	1	0	1	1
1/10	Vanderbilt	20	1-5	0-3	0-0	1	1	1	1	0	0	2	2
1/13	at #13/12 Georgia	6	0-2	0-1	0-0	0	0	0	0	0	0	0	0
1/17	LSU	12	1-4	1-3	0-0	1	2	0	0	0	0	3	3
1/20	at Florida	7	0-6	0-4	0-0	1	0	2	0	0	0	0	0
1/24	#5/4 Kentucky	— DNP (Coach's Decision) —											
1/27	at Arkansas	6	0-1	0-1	0-0	1	0	0	0	0	0	0	0
2/3	Auburn	4	0-2	0-1	0-0	1	1	0	0	0	0	0	0
2/7	at Alabama	8	2-3	1-2	0-0	2	1	1	1	0	1	5	5
2/10	#14/16 Texas A&M	4	0-1	0-1	0-0	0	1	0	1	0	0	0	0
2/14	at #9/7 Kentucky	15	4-4	2-2	0-0	4	2	1	0	0	0	10	10
Totals		0	328	24-110	15-79	8-18	50	31	19	16	4	7	71
			13.7	.218	.190	.444	2.1						3.0
<i>SEC Totals</i>		<i>0</i>	<i>108</i>	<i>9-35</i>	<i>5-23</i>	<i>1-2</i>	<i>15</i>	<i>8</i>	<i>5</i>	<i>4</i>	<i>1</i>	<i>1</i>	<i>24</i>
			<i>9.8</i>	<i>.257</i>	<i>.217</i>	<i>.500</i>	<i>1.4</i>						<i>2.2</i>



ELEM IBIAM

#33

**6-3 • Sophomore
Center
Fayetteville, Ga.
Fayette County**

- Has played in 23 games this season, missing two due to injury (at LA Tech, Savannah St.)
- Has led the team in scoring one time (at Kentucky)
- Has led the team in rebounding four times (Elon, Furman, Western Carolina, Kentucky)
- Has grabbed double-digit rebounds once
- Has scored in double figures three times
- Posted 13 points in a six-minute span of the first half at No. 9/7 Kentucky (Feb. 14) to help Gamecocks to 14-point lead at halftime, finishing with career-high 15 points on 6-of-7 shooting
- Netted all of her 12 points during an eight-minute second-half stretch at Alabama (Feb. 7) to help hold off a charge by the Crimson Tide
- Scored six of her eight points against #5/4 Kentucky (Jan. 24) during a 12-4 run that turned a six-point deficit into a two-point lead that helped deliver the win ... Also tied for team-high honors with eight rebounds, including four offensive
 - Blocked two shots midway through the second half at Florida (Jan. 20) to help a 10-0 Gamecock run that kept the Gators at bay
 - Grabbed four of her seven rebounds against LSU (Jan. 17) on the offensive end
 - Scored eight of her nine points against Vanderbilt (Jan. 10) during 25-5 first-half surge that propelled team to victory, hitting all four of her shot attempts in the run
 - Netted all five of her points at Mississippi State (Jan. 6) in the second half as Gamecocks pulled away, blocking two shots as well
- Tied her career high with five blocks against Western Carolina (Dec. 29), tying for third most in Colonial Life Arena history ... Also led team with nine rebounds and scored six of team's last eight first-half points
- Posted seven of her career-high 11 points in the first half against SC State (Dec. 21), including five as part of team's 12-4 run to close the first half to finally establish a substantial lead
- Scored career-high eight points against Furman (Dec. 9), hitting 4-of-8 from the field while grabbing team-high nine rebounds
- Posted her first career double-digit rebound game in season opener against Elon (Nov. 9), pulling in six of her 11 boards on the offensive end

Miscellaneous Stats

	2012-13 Games	Career Games	Career Record
Double-Double	0	0	0-0
10+ Points	3	3	2-1
10+ Rebounds	1	1	1-0
5+ Blocks	1	2	2-0
Team-High Points	1	1	0-1
Team-High Rebs.	4	5	5-0
Team-High Assts.	0	0	0-0

Career Highs – All Games

Pts15 at Kentucky, 2/14/13
FG6 at Kentucky, 2/14/13
FGA8, 3x, last at Alabama 2/7/13
FG %1.000 (2-2) vs. Tennessee, 3/3/12
FT3, 3x, last at Kentucky, 2/14/13
FTA5 at Mississippi State, 1/6/13
FT %1.000 (2-2), 2x, last vs. Eastern Michigan, 3/17/12
Rebs11 vs. Elon, 11/9/12
Off Rebs6 vs. Elon, 11/9/12
Def Rebs6 vs. Furman, 12/9/12
Blks5, 2x, last vs. WCU, 12/29/12
Stls1, 7x, last vs. Kentucky, 1/24/13
Assts2 vs. Eastern Michigan, 3/17/12
Min25 vs. WCU, 12/29/12

Career – SEC Games

Pts15 at Kentucky, 2/14/13
FG6 at Kentucky, 2/14/13
FGA8 at Alabama, 2/7/13
FG %857 (6-7) at Kentucky, 2/14/13
FT3, 2x, last at Kentucky, 2/14/13
FTA5 at Mississippi State, 1/6/13
FT %1.000 (3-3) at Kentucky, 2/14/13
Rebs8 vs. Kentucky, 1/24/13
Off Rebs4, 2x, last vs. Ky., 1/24/13
Def Rebs4 vs. Kentucky, 1/24/13
Blks2, 4x, last at Kentucky, 2/14/13
Stls1, 3x, last vs. Kentucky, 1/24/13
Assts1 vs. Arkansas, 2/9/12
Min22 at Kentucky, 2/14/13

Season Highs – All Games

Pts15 at Kentucky, 2/14
FG6 at Kentucky, 2/14
FGA8, 3x, last at Alabama 2/7
FG %857 (6-7) at Kentucky, 2/14
FT3, 3x, last at Kentucky, 2/14
FTA5 at Mississippi State, 1/6
FT %750 (3-4) vs. SC State, 12/21
Rebs11 vs. Elon, 11/9
Off Rebs6 vs. Elon, 11/9
Def Rebs6 vs. Furman, 12/9
Blks5 vs. WCU, 12/29
Stls1, 5x, last vs. Kentucky, 1/24
Assts1, 2x, last vs. WCU, 12/29
Min25 vs. WCU, 12/29

Season Highs – SEC Games

Pts15 at Kentucky, 2/14
FG6 at Kentucky, 2/14
FGA8 at Alabama, 2/7
FG %857 (6-7) at Kentucky, 2/14
FT3, 2x, last at Kentucky, 2/14
FTA5 at Mississippi State, 1/6
FT %1.000 (3-3) at Kentucky, 2/14
Rebs8 vs. Kentucky, 1/24
Off Rebs4, 2x, last vs. Ky., 1/24
Def Rebs4 vs. Kentucky, 1/24
Blks2, 4x, last at Kentucky, 2/14
Stls1, 2x, last vs. Kentucky, 1/24
Assts
Min22 at Kentucky, 2/14

2012-13 Game-by-Game Stats

Date	Opponent	GS	MIN	FG-A	3FG-A	FT-A	Reb	PF	A	TO	B	S	TP
11/9	Elon	17	2-7	0-0	0-2	11	0	0	3	2	1	4	
11/12	at LA Tech			— DNP (Injury) —									
11/15	Savannah State			— DNP (Injury) —									
11/18	Clemson	13	2-3	0-0	2-3	0	3	0	1	0	0	6	
11/22	vs. Hampton	8	0-1	0-0	1-2	5	1	0	0	1	0	1	
11/23	vs. Fla. Gulf Coast	15	0-3	0-0	2-4	4	0	0	0	0	0	2	
11/24	vs. DePaul	10	0-0	0-0	0-0	1	1	0	0	0	0	0	
11/28	Drexel	12	1-2	0-0	1-2	3	0	0	0	0	0	3	
12/2	at Seton Hall	12	0-4	0-0	0-0	1	1	0	0	1	0	0	
12/9	vs. Furman	22	4-8	0-0	0-2	9	2	1	1	1	0	8	
12/19	#1/1 Stanford	8	0-2	0-0	0-0	3	1	0	1	0	1	0	
12/21	SC State	19	4-5	0-0	3-4	2	3	0	0	1	0	11	
12/29	Western Carolina	25	4-8	0-0	0-1	9	2	1	0	5	1	8	
1/3	#12/13 Tennessee	17	0-4	0-0	0-0	3	2	0	0	1	0	0	
1/6	at Mississippi State	19	1-6	0-0	3-5	3	0	0	0	2	0	5	
1/10	Vanderbilt	13	4-5	0-0	1-3	2	4	0	2	0	0	9	
1/13	at #13/12 Georgia	12	1-2	0-0	0-0	1	2	0	2	0	1	2	
1/17	LSU	12	0-3	0-0	0-0	7	1	0	1	2	0	0	
1/20	at Florida	16	0-3	0-0	1-2	5	1	0	1	2	0	1	
1/24	#5/4 Kentucky	18	4-5	0-0	0-2	8	0	0	0	0	1	8	
1/27	at Arkansas	7	1-2	0-0	0-0	1	2	0	1	0	0	2	
2/3	Auburn	10	0-0	0-0	0-0	3	2	0	0	0	0	0	
2/7	at Alabama	17	5-8	0-0	2-4	5	0	0	2	1	0	12	
2/10	#14/16 Texas A&M	5	1-3	0-0	0-2	2	5	0	1	0	0	2	
2/14	at #9/7 Kentucky	22	6-7	0-0	3-3	5	2	0	2	2	0	15	
Totals		0	329	40-91	0-0	19-41	93	35	2	18	21	5	99
<i>SEC Totals</i>		<i>0</i>	<i>168</i>	<i>23-48</i>	<i>0-0</i>	<i>10-21</i>	<i>45</i>	<i>21</i>	<i>0</i>	<i>12</i>	<i>10</i>	<i>2</i>	<i>56</i>
			<i>14.0</i>	<i>.479</i>	<i>—</i>	<i>.476</i>	<i>3.8</i>						<i>4.7</i>



TIFFANY MITCHELL

- Has started every game this season, the only freshman to earn a start
- Has led the team in scoring six times (Clemson, Drexel, Furman, SC State, WCU, Tennessee)
- Has led the team in rebounding six times (at LA Tech, vs. FGCU, at Seton Hall, at Georgia, Auburn)
- Has posted two double-doubles (at Seton Hall, SC State)
- Has scored in double figures 11 times
- Has pulled down double-digit rebounds five times
- Snagged team-high eight rebounds at Arkansas (Jan. 27), including one in final 10 seconds to help secure a win
- Earned second SEC Freshman of the Week honor for production and key effort in wins over Florida and LSU
- Tied her career high with 11 rebounds at Florida (Jan. 20), including six offensive, and hit a pair of free throws to make it a two-possession game with 15 seconds to play
- Turned in solid all-around game vs. LSU (Jan. 17), including key offensive rebound on missed free throw late in second half to help hold off a Lady Tiger comeback
 - Fought through a tough shooting night at #13/12 Georgia (Jan. 13) to lead team with 10 rebounds
 - Hit clutch 3-pointer in second half to stop 6-0 surge by Vanderbilt (Jan. 10) that pulled the Commodores within 10 points midway through the half
 - Tied season high with five offensive boards en route to team-high 14 points against Tennessee (Jan. 3)
 - Shot a career-best 83.3 percent (5-of-6) from field en route to team-high 12 points against Western Carolina
- Posted the team's first 20-point game of the season and her second career double-double with career-high 21 points and 11 rebounds (tying career high) against SC State (Dec. 21)
- Played a season-high 34 minutes against #1/1 Stanford (Dec. 19) due to her attacking offense
- Swiped five steals against Furman (Dec. 9) while leading offense with 16 points to tie her career high
- Posted first career double-double with 13-point, 11-rebound effort at Seton Hall (Dec. 2)
- Hit a pair of 3s against Drexel (Nov. 28), including one late in second half to help force overtime
- Named SEC Freshman of the Week after averaging 13.0 points and 6.3 rebounds over three-game span (13 at LA Tech, 10 vs. Savannah State, 16 vs. Clemson)
- Recorded first career double-digit scoring game at Louisiana Tech (Nov. 12)

#25

5-9 • Freshman • Guard
Charlotte, N.C.
Providence Day

Miscellaneous Stats

	2012-13	Career	Career
	Games	Games	Record
Double-Double	2	2	2-0
20+ Points	1	1	1-0
10+ Points	12	12	10-2
10+ Rebounds	5	5	4-1
Team-High Points	6	6	5-1
Team-High Rebs.	6	6	5-1
Team-High Assts.	2	2	2-0

Career Highs – All Games

Pts21 vs. SC State, 12/21/12
FG8 vs. Furman, 12/9/12
FGA17 vs. Tennessee, 1/3/13
FG %833 (5-6) vs. WCU, 12/29/12
3FG2, 5x, last vs. TAMU, 2/10/13
3FGA4 vs. Savannah St., 11/15/12
3FG %1.000 (2-2), 3x, last vs. WCU, 12/29/12
FT9 vs. SC State, 12/21/12
FTA13 vs. SC State, 12/21/12
FT %1.00 (3-3) vs. Tennessee, 1/3/13
Rebs11, 4x, last at Florida, 1/20/13
Off Rebs6 at Florida, 1/20/13
Def Rebs8, 2x, last at Seton Hall, 12/2/12
Blks1, 3x, last vs. LSU, 1/17/13
Stls5 vs. Furman 12/9/12
Assts4 vs. Savannah State, 11/15/12
Min36, 2x, last at Arkansas, 1/13/13

Career – SEC Games

Pts14 vs. Tennessee, 1/3/13
FG5 vs. Tennessee, 1/3/13
FGA17 vs. Tennessee, 1/3/13
FG %600 (3-5) at Kentucky, 2/14/13
3FG2 vs. Texas A&M, 2/10/13
3FGA3, 3x, last vs. TAMU, 2/10/13
3FG %667 (2-3) vs. TAMU, 2/10/13
FT6 vs. LSU, 1/17/13
FTA10 vs. LSU, 1/17/13
FT %1.00 (3-3) vs. Tennessee, 1/3/13
Rebs11 at Florida, 1/20/13
Off Rebs6 at Florida, 1/20/13
Def Rebs7 at Arkansas, 1/27/13
Blks1, 2x last vs. LSU, 1/17/13
Stls3 vs. LSU, 1/17/13
Assts3 vs. LSU, 1/17/13
Min36, 2x, last at Arkansas, 1/13/13

Season Highs – All Games

Pts21 vs. SC State, 12/21
FG8 vs. Furman, 12/9
FGA17 vs. Tennessee, 1/3
FG %833 (5-6) vs. WCU, 12/29
3FG2, 5x, last vs. TAMU, 2/10
3FGA4 vs. Savannah St., 11/15
3FG %1.000 (2-2), 3x, last vs. WCU, 12/29
FT9 vs. SC State, 12/21
FTA13 vs. SC State, 12/21
FT %1.00 (3-3) vs. Tennessee, 1/3
Rebs11, 4x, last at Florida, 1/20
Off Rebs6 at Florida, 1/20
Def Rebs8, 2x, last at Seton Hall, 12/2
Blks1, 3x, last vs. LSU, 1/17
Stls5 vs. Furman 12/9
Assts4 vs. Savannah State, 11/15
Min36, 2x, last at Arkansas, 1/13

Season Highs – SEC Games

Pts14 vs. Tennessee, 1/3
FG5 vs. Tennessee, 1/3
FGA17 vs. Tennessee, 1/3
FG %600 (3-5) at Kentucky, 2/14
3FG2 vs. Texas A&M, 2/10
3FGA3, 3x, last vs. Texas A&M, 2/10
3FG %667 (2-3) vs. Texas A&M, 2/10
FT6 vs. LSU, 1/17
FTA10 vs. LSU, 1/17
FT %1.00 (3-3) vs. Tennessee, 1/3
Rebs11 at Florida, 1/20
Off Rebs6 at Florida, 1/20
Def Rebs7 at Arkansas, 1/27
Blks1, 2x, last vs. LSU, 1/17
Stls3 vs. LSU, 1/17
Assts3 vs. LSU, 1/17
Min36, 2x, last at Arkansas, 1/13

2012-13 Game-by-Game Stats

Date	Opponent	GS	MIN	FG-A	3FG-A	FT-A	Reb	PF	A	TO	B	S	TP	
11/9	Elon	*	23	4-6	0-1	1-2	2	1	3	1	0	1	9	
11/12	at LA Tech	*	25	5-11	0-2	3-4	8	2	0	2	0	0	13	
11/15	Savannah State	*	25	4-11	1-4	1-3	5	1	4	0	0	1	10	
11/18	Clemson	*	32	7-11	0-1	2-6	6	3	2	1	0	2	16	
11/22	vs. Hampton	*	27	2-9	1-3	2-4	8	3	2	4	0	1	7	
11/23	vs. Fla. Gulf Coast	*	28	3-7	0-0	2-2	11	1	3	3	0	1	8	
11/24	vs. DePaul	*	29	1-5	0-0	4-8	6	1	0	4	0	2	6	
11/28	Drexel	*	29	6-12	2-2	0-0	2	3	1	2	0	3	14	
12/2	at Seton Hall	*	28	4-7	2-2	3-9	11	3	1	4	0	1	13	
12/9	vs. Furman	*	29	8-13	0-1	0-2	4	1	1	2	0	5	16	
12/19	#1/1 Stanford	*	34	1-13	0-3	0-0	5	3	0	3	1	2	2	
12/21	SC State	*	31	5-11	2-3	9-13	11	1	2	3	0	2	21	
12/29	Western Carolina	*	23	5-6	2-2	0-3	2	4	1	2	0	0	12	
1/3	#12/13 Tennessee	*	35	5-17	1-3	3-3	5	0	1	1	0	1	14	
1/6	at Mississippi State	*	35	0-4	0-0	5-6	5	2	0	2	0	1	5	
1/10	Vanderbilt	*	20	3-6	1-1	0-0	3	4	0	5	1	0	7	
1/13	at #13/12 Georgia	*	36	3-10	0-2	0-1	10	1	2	5	0	1	6	
1/17	LSU	*	35	3-9	0-3	6-10	7	1	3	3	1	3	12	
1/20	at Florida	*	30	2-12	0-2	2-2	11	0	1	3	0	1	6	
1/24	#5/4 Kentucky	*	32	2-7	1-1	2-4	2	3	2	4	0	1	7	
1/27	at Arkansas	*	36	3-9	0-2	2-2	8	2	2	5	0	1	8	
2/3	Auburn	*	34	3-9	1-2	3-5	4	2	0	2	0	2	10	
2/7	at Alabama	*	15	1-6	0-2	0-0	2	3	1	2	0	0	2	
2/10	#14/16 Texas A&M	*	27	3-6	2-3	2-5	2	0	1	2	0	1	10	
2/14	at #9/7 Kentucky	*	19	3-5	0-1	0-0	2	5	1	4	0	0	6	
Totals			25	717	86-222	16-46	52-94	142	50	34	69	3	33	240
				28.7	.387	.348	.553	5.7	1.4		1.3	9.6		
<i>SEC Totals</i>		<i>12</i>	<i>354</i>	<i>31-100</i>	<i>6-22</i>	<i>25-38</i>	<i>61</i>	<i>23</i>	<i>14</i>	<i>38</i>	<i>2</i>	<i>12</i>	<i>93</i>	
				<i>29.5</i>	<i>.310</i>	<i>.273</i>	<i>.658</i>	<i>5.1</i>	<i>1.2</i>		<i>1.0</i>	<i>7.8</i>		



WILKA MONTOUT

#12

6-3 • Junior
Center
Cayenne, French Guiana
Northeastern Oklahoma A&M

- Has played in all but three games this season (Kentucky, Texas A&M, at Kentucky)
- Has scored in double figures two times
- Hit a 3-pointer to cap a 25-5 first-half surge against Vanderbilt (Jan. 10) and handed out a pair of assists
- Swatted away a pair of shots against Furman (Dec. 9) while contributing 10 points to the offensive effort
- Grabbed five of her six rebounds against Savannah State (Nov. 15) on the offensive end, helping her to nine points
- Scored eight of her 10 points at Louisiana Tech (Nov. 12) during an 11-5 second-half run that put the game out of reach

Miscellaneous Stats

	2012-13	Career	Career
	Games	Games	Record
Double-Double	0	0	0-0
10+ Points	2	2	2-0
10+ Rebounds	0	0	0-0
Team-High Points	0	0	0-0
Team-High Rebs.	0	0	0-0
Team-High Assts.	0	0	0-0

Career Highs – All Games

Pts 12 at LA Tech, 11/12/12
FG 4, 3x, last vs. Furman, 12/9/12
FGA 13 vs. Savannah St., 11/15/12
FG %444 (4-9) vs. Furman, 12/9/12
3FG 1, 5x, last vs. Auburn, 2/3/13
3FGA 3, 3x, last at Alabama, 2/7/13
3FG %500 (1-2) at LA Tech, 11/12/12
FT 3 at LA Tech, 11/12/12
FTA 4, 2x, last at LA Tech, 11/12/12
FT % 1.000 (2-2), 4x, last at Mississippi State, 1/6/13
Rebs 6 vs. Savannah St., 11/15/12
Off Rebs. 5 vs. Savannah St., 11/15/12
Def Rebs. 3 at Mississippi State, 1/6/13
Blks 2 vs. Furman, 12/9/12
Stls 1, 3x, last vs. Hampton, 11/22/12
Assts 2, 2x, last vs. Vanderbilt, 1/10/13
Min 24 vs. Savannah St., 11/15/12

Career – SEC Games

Pts 3, 2x, last vs. Auburn, 2/3/13
FG 1, 2x, last vs. Auburn, 2/3/13
FGA 3, 3x, last at Alabama, 2/7/13
FG %500 (1-2) vs. Auburn, 2/3/13
3FG 1, 2x, last vs. Auburn, 2/3/13
3FGA 3, 2x, last at Alabama, 2/7/13
3FG %500 (1-2) vs. Auburn, 2/3/13
FT 2 at Mississippi State, 1/6/13
FTA 2 at Mississippi State, 1/6/13
FT % 1.000 (2-2) at Miss. St., 1/6/13
Rebs 4 at Mississippi State, 1/6/13
Off Rebs 2 vs. Tennessee, 1/3/13
Def Rebs. 3 at Mississippi St., 1/6/13
Blks 1 vs. Vanderbilt, 1/10/13
Stls
Assts 2 vs. Vanderbilt, 1/10/13
Min 15 at Mississippi State, 1/6/13

Season Highs – All Games

Pts 12 at LA Tech, 11/12
FG 4, 3x, last vs. Furman, 12/9
FGA 13 vs. Savannah St., 11/15
FG %444 (4-9) vs. Furman, 12/9
3FG 1, 5x, last vs. Auburn, 2/3
3FGA 3, 3x, last at Alabama, 2/7
3FG %500 (1-2) at LA Tech, 11/12
FT 3 at LA Tech, 11/12
FTA 4, 2x, last at LA Tech, 11/12
FT % 1.000 (2-2), 4x, last at Mississippi State, 1/6
Rebs 6 vs. Savannah St., 11/15
Off Rebs. 5 vs. Savannah St., 11/15
Def Rebs. 3 at Mississippi State, 1/6
Blks 2 vs. Furman, 12/9
Stls 1, 3x, last vs. Hampton, 11/22
Assts 2, 2x, last vs. Vanderbilt, 1/10
Min 24 vs. Savannah St., 11/15

Season Highs – SEC Games

Pts 3, 2x, last vs. Auburn, 2/3
FG 1, 2x, last vs. Auburn, 2/3
FGA 3, 3x, last at Alabama, 2/7
FG %500 (1-2) vs. Auburn, 2/3
3FG 1, 2x, last vs. Auburn, 2/3
3FGA 3, 2x, last at Alabama, 2/7
3FG %500 (1-2) vs. Auburn, 2/3
FT 2 at Mississippi State, 1/6
FTA 2 at Mississippi State, 1/6
FT % 1.000 (2-2) at Miss. State, 1/6
Rebs 4 at Mississippi State, 1/6
Off Rebs 2 vs. Tennessee, 1/3
Def Rebs. 3 at Mississippi State, 1/6
Blks 1 vs. Vanderbilt, 1/10
Stls
Assts 2 vs. Vanderbilt, 1/10
Min 15 at Mississippi State, 1/6

2012-13 Game-by-Game Stats

Date	Opponent	GS	MIN	FG-A	3FG-A	FT-A	Reb	PF	A	TO	B	S	TP
11/9	Elon	18	0-3	0-2	1-4	2	2	2	1	0	1	1	
11/12	at LA Tech	23	4-10	1-2	3-4	3	3	0	1	0	0	12	
11/15	Savannah State	24	4-13	1-3	0-0	6	2	0	2	1	0	9	
11/18	Clemson	18	1-6	0-2	2-2	1	3	1	1	0	1	4	
11/22	vs. Hampton	14	1-3	1-1	0-0	2	0	0	2	0	1	3	
11/23	vs. Fla. Gulf Coast	16	1-4	0-0	0-0	5	3	1	1	0	0	2	
11/24	vs. DePaul	6	1-2	0-0	0-0	1	1	0	1	1	0	2	
11/28	Drexel	3	0-1	0-1	0-0	0	0	0	0	0	0	0	
12/2	at Seton Hall	11	1-4	0-1	0-1	1	0	0	0	0	0	2	
12/9	vs. Furman	23	4-9	0-2	2-2	3	1	1	0	2	0	10	
12/19	#1/1 Stanford	3	0-0	0-0	0-0	0	2	0	0	0	0	0	
12/21	SC State	16	0-3	0-2	2-2	1	0	0	2	0	0	2	
12/29	Western Carolina	19	3-8	0-1	0-0	2	0	0	0	0	0	6	
1/3	#12/13 Tennessee	12	0-2	0-1	0-0	2	1	0	1	0	0	0	
1/6	at Mississippi State	15	0-1	0-0	2-2	4	0	0	0	0	0	2	
1/10	Vanderbilt	8	1-3	1-3	0-0	2	1	2	0	1	0	3	
1/13	at #13/12 Georgia	1	0-0	0-0	0-0	0	0	0	0	0	0	0	
1/17	LSU	4	0-3	0-0	0-0	1	0	0	0	0	0	0	
1/20	at Florida	4	0-1	0-0	0-0	0	0	0	0	0	0	0	
1/24	#5/4 Kentucky												
1/27	at Arkansas	2	0-1	0-1	0-0	0	0	0	0	0	0	0	
2/3	Auburn	5	1-2	1-2	0-0	2	0	0	0	0	0	3	
2/7	at Alabama	6	0-3	0-3	0-0	2	0	0	1	0	0	0	
2/10	# 14/16 Texas A&M												
2/14	at #9/7 Kentucky												
Totals		0	251	22-82	5-27	12-17	40	19	7	13	5	3	61
			11.4	.268	.185	.706	1.8						2.8
<i>SEC Totals</i>		<i>0</i>	<i>57</i>	<i>2-16</i>	<i>2-10</i>	<i>2-2</i>	<i>13</i>	<i>2</i>	<i>2</i>	<i>2</i>	<i>1</i>	<i>0</i>	<i>8</i>
			<i>6.3</i>	<i>.125</i>	<i>.200</i>	<i>1.000</i>	<i>1.4</i>						



KHADIJAH SESSIONS

#5

**5-8 • Freshman
Guard
Myrtle Beach, S.C.
Myrtle Beach**

- Has played in every game this season
- Has led the team in scoring two times (at Florida, Auburn)
- Has led the team in assists two times (Furman, at Florida)
- Has scored in double figures two times
- Scored 14 of her career-high 19 points against Auburn (Feb. 3) in the second half, shooting 8-of-9 from free throw line for the game, including 6-of-7 in final 90 seconds to help seal victory
- Was solid secondary ball-handler against the pressure of #5/4 Kentucky (Jan. 24), committing no turnovers in 26 minutes off the bench, while adding eight pints, including a free throw in the final 11 seconds to help seal the victory
- Took advantage of a career-high 28 minutes at Florida (Jan. 20) to lead the team in scoring, hitting 6-of-10 from the free throw line, including three in the final 30 seconds to help seal the victory
 - Hit all four free throws in the final two minutes against Vanderbilt (Jan. 10) to stymie any ideas of a late comeback for the Commodores
 - Swiped a pair of steals at Seton Hall (Dec. 2)
 - Hit her first career 3-pointer against Florida Gulf Coast (Nov. 23)
 - Had a well-rounded game against Savannah State (Nov. 15) with four assists, three steals and six points
 - Scored her eight points in just 10 minutes on the court against Elon (Nov. 9)

Miscellaneous Stats

	2012-13 Games	Career Games	Career Record
Double-Double	0	0	0-0
10+ Points	2	2	2-0
5+ Assists	0	0	0-0
Team-High Points	2	2	2-0
Team-High Rebs.	0	0	0-0
Team-High Assts.	2	2	2-0

Career Highs – All Games

Pts 19 vs. Auburn, 2/3/13
FG 5 vs. Auburn, 2/3/13
FGA 9, 2x, last vs. Auburn, 2/3/13
FG %750 (3-4) vs. Sav. St., 11/15/12
3FG 3 at Florida, 1/20/13
3FGA 6 at Florida, 1/20/13
3FG %500 (3-6) at Florida, 1/20/13
FT 8 vs. Auburn, 2/3/13
FTA 10 at Florida, 1/20/13
FT % 1.00 (4-4) at Miss. St., 1/6/13
Rebs 5 at Florida, 1/20/13
Off Rebs ... 2, 4x, last vs. TAMU, 2/10/13
Def Rebs 3 at Florida, 1/20/13
Blks 1, 2x, last vs. WCU, 12/29/12
Stls 3 vs. Savannah State, 11/15/12
Assts 4 vs. Savannah State, 11/15/12
Min 28 at Florida, 1/20/13

Career Highs – SEC Games

Pts 19 vs. Auburn, 2/3/13
FG 5 vs. Auburn, 2/3/13
FGA 9, 2x, last vs. Auburn, 2/3/13
FG %556 (5-9) vs. Auburn, 2/3/13
3FG 3 at Florida, 1/20/13
3FGA 6 at Florida, 1/20/13
3FG %500 (3-6) at Florida, 1/20/13
FT 8 vs. Auburn, 2/3/13
FTA 10 at Florida, 1/20/13
FT % 1.00 (4-4) at Miss. St., 1/6/13
Rebs 5 at Florida, 1/20/13
Off Rebs ... 2, 3x, last vs. TAMU, 2/10/13
Def Rebs 3 at Florida, 1/20/13
Blks
Stls 2 vs. Texas A&M, 2/10/13
Assts 3 vs. Auburn, 2/3/13
Min 28 at Florida, 1/20/13

Season Highs – All Games

Pts 19 vs. Auburn, 2/3
FG 5 vs. Auburn, 2/3
FGA 9, 2x, last vs. Auburn, 2/3
FG %750 (3-4) vs. Sav. St., 11/15
3FG 3 at Florida, 1/20
3FGA 6 at Florida, 1/20
3FG %500 (3-6) at Florida, 1/20
FT 8 vs. Auburn, 2/3
FTA 10 at Florida, 1/20
FT % 1.00 (4-4) at Miss. St., 1/6
Rebs 5 at Florida, 1/20
Off Rebs ..2, 4x, last vs. Texas A&M, 2/10
Def Rebs 3 at Florida, 1/20
Blks 1, 2x, last vs. WCU, 12/29
Stls 3 vs. Savannah State, 11/15
Assts 4 vs. Savannah State, 11/15
Min 28 at Florida, 1/20

Season Highs – SEC Games

Pts 19 vs. Auburn, 2/3
FG 5 vs. Auburn, 2/3
FGA 9, 2x, last vs. Auburn, 2/3
FG %556 (5-9) vs. Auburn, 2/3
3FG 3 at Florida, 1/20
3FGA 6 at Florida, 1/20
3FG %500 (3-6) at Florida, 1/20
FT 8 vs. Auburn, 2/3
FTA 10 at Florida, 1/20
FT % 1.00 (4-4) at Miss. St., 1/6
Rebs 5 at Florida, 1/20
Off Rebs ..2, 3x, last vs. Texas A&M, 2/10
Def Rebs 3 at Florida, 1/20
Blks
Stls 2 vs. Texas A&M, 2/10
Assts 3 vs. Auburn, 2/3
Min 28 at Florida, 1/20

2012-13 Game-by-Game Stats

Date	Opponent	GS	MIN	FG-A	3FG-A	FT-A	Reb	PF	A	TO	B	S	TP
11/9	Elon	10	3-7	0-1	2-3	0	1	0	1	0	0	8	
11/12	at LA Tech	8	1-1	0-0	1-2	1	0	1	1	0	1	3	
11/15	Savannah State	19	3-4	0-1	0-0	3	1	4	1	0	3	6	
11/18	Clemson	15	0-3	0-2	3-5	1	1	1	2	0	0	3	
11/22	vs. Hampton	9	1-2	0-0	0-0	1	0	1	3	0	0	2	
11/23	vs. Fla. Gulf Coast	21	2-5	1-3	0-0	1	2	2	1	0	1	5	
11/24	vs. DePaul	21	2-8	0-1	2-3	1	1	0	0	0	0	6	
11/28	Drexel	7	1-1	1-1	0-2	0	0	0	1	0	1	3	
12/2	at Seton Hall	15	1-5	0-2	1-3	1	0	1	0	0	2	3	
12/9	vs. Furman	23	2-5	0-3	3-4	2	1	2	1	1	1	7	
12/19	#1/1 Stanford	9	0-1	0-1	0-0	0	1	0	0	0	0	0	
12/21	SC State	17	1-2	0-0	6-8	1	0	1	2	0	1	8	
12/29	Western Carolina	18	3-6	1-2	0-0	2	0	2	2	1	0	7	
1/3	#12/13 Tennessee	9	0-1	0-1	1-2	1	1	0	1	0	1	1	
1/6	at Mississippi State	12	0-1	0-1	5-7	0	2	1	3	0	0	5	
1/10	Vanderbilt	14	0-2	0-2	4-4	2	1	1	0	0	0	4	
1/13	at #13/12 Georgia	1	0-1	0-1	0-0	0	0	0	1	0	0	0	
1/17	LSU	6	0-1	0-1	0-0	0	1	2	1	0	0	0	
1/20	Florida	28	3-9	3-6	6-10	5	2	2	2	0	0	15	
1/24	#5/4 Kentucky	26	3-8	0-1	2-4	2	4	0	0	0	1	8	
1/27	at Arkansas	14	1-3	0-0	1-2	2	1	0	1	0	0	3	
2/3	Auburn	25	5-9	1-3	8-9	3	1	3	2	0	0	19	
2/7	at Alabama	24	1-8	0-1	2-2	1	1	2	1	0	0	4	
2/10	#14/16 Texas A&M	27	0-8	0-3	3-7	4	2	2	2	0	2	3	
2/14	at #9/7 Kentucky	18	1-4	0-0	1-3	1	4	1	6	0	1	3	
Totals		0	396	34-105	7-37	51-80	35	28	29	35	2	15	126
			15.8	.324	.189	.638	1.4	1.2					5.0
<i>SEC Totals</i>		<i>0</i>	<i>204</i>	<i>14-55</i>	<i>4-20</i>	<i>33-50</i>	<i>21</i>	<i>20</i>	<i>14</i>	<i>20</i>	<i>0</i>	<i>5</i>	<i>65</i>
			<i>17.0</i>	<i>.255</i>	<i>.200</i>	<i>.660</i>	<i>1.8</i>	<i>1.2</i>					<i>5.4</i>



IEASIA WALKER

#2

**5-8 • Senior
Guard
Amityville, N.Y.
Copiague**

- Named to the 2012 Preseason All-SEC Second Team
- Has started every game this season, 95 in her career with chance to become 12th Gamecock all-time to start 100
- Is one of just 12 Gamecocks to collect 1,000 career points (vs. LSU, Jan. 17) and 200 career steals (vs. WCU, Dec. 29) – 28th to reach 1,000 points, 13th to reach 200 steals
- Ranks third in SEC in steals per game (second in steals per league game) and seventh in minutes played
- Has led the team in scoring four times (vs. DePaul, LSU, Kentucky, Texas A&M)
- Has led the team in assists 15 times (Elon, at LA Tech, Savannah St., Clemson, Drexel, Stanford, WCU, Tennessee, Vandy, at Georgia, Kentucky, Auburn, at Alabama, Texas A&M)
- Has led the team in rebounding four times (Clemson, Tennessee, Kentucky, Auburn)
- Has scored in double figures 11 times, including one 20-point game
- Has handed out five or more assists four times, including two SEC games
 - Has swiped five more steals six times, including three SEC games
 - Scored 10 of her team-high 16 points against Texas A&M (Feb. 10) in first six minutes of second half
 - Named SEC Player of the Week (Jan. 28) for efforts in wins over Arkansas and Kentucky
 - Picked up three of her five steals at Arkansas (Jan. 27) in the second half, including two in final six minutes to hold off charging Razorbacks
 - Played every second of win over #5/4 Kentucky (Jan. 24) and led team in points, rebounds, assists and steals ...Posted nine points, three assists and three steals of her totals in decisive second half
- Scored 1,000th career point among game-high 24 against LSU (Jan. 17), hitting four 3s and swiping five steals
- Tied career high with six steals at #13/12 Georgia (Jan. 13), including five in the second half, adding seven points, seven rebounds and three assists

- Posted eight of her 12 points against Vanderbilt (Jan. 10) in the first half and handed out four of her five assists in the second half to help stave off any Commodore comeback
- Hit back-to-back 3s to send team into lockerroom down just one to #12/13 Tennessee (Jan. 3), finishing with 10 points, team-high seven rebounds and three assists
- Tied her career high with six steals against SC State (Dec. 21)
- Scored 15 points against #1/1 Stanford (Dec. 19), including four in final minute to keep chance of win alive, while handing out three assists and swiping four steals, one of which she turned into a layup that earned her No. 9 spot on ESPN SportsCenter's Top 10
- Played 43 minutes against Drexel (Nov. 28), locking down Dragons' top scorer for the final nine minutes of the game to finish off comeback win
- Handed out a career-high eight assists at Louisiana Tech (Nov. 12), including five on the first seven baskets of the game

Miscellaneous Stats

	2012-13 Games	Career Games	Career Record		2012-13 Games	Career Games	Career Record
Dbl-Dbl	0	1	1-0	5+ Assists	4	17	14-3
30+ Points	0	1	1-0	5+ Steals	6	10	7-3
20+ Points	1	5	3-2	Tim-High Pts	4	24	13-11
10+ Points	11	54	32-22	Tim-High Rebs	4	12	8-4
10+ Rebs	0	1	1-0	Tim-High Assts	15	43	27-16

Career Highs – All Games

Pts 30 vs. Clemson, 11/18/10
FG 13 vs. Clemson, 11/18/10
FGA 23 vs. Tennessee, 1/20/11
FG %750 (3-4), 2x, last vs. Sav. St. 11/15/12
3FG 4, 2x, last vs. LSU, 1/17/13
3FGA 9, 3x, last vs. LSU, 1/17/13
3FG % ... 1.000 (2-2) vs. Clemson, 11/18/10
FT 8, 2x, last at Alabama, 2/19/12
FTA 14 vs. Ole Miss, 3/3/11
FT % ... 1.000 (6-6) vs. Tenn., 2/17/11
Rebs 11 at Ole Miss, 1/16/11
Off Rebs 6 vs. Tennessee, 1/20/11
Def Rebs 9 at Ole Miss, 1/16/11
Blks .. 2, 7x, last vs. Kentucky, 1/24/13
Stls 6, 3x, last at Georgia, 1/13/13
Assts 8 at LA Tech, 11/12/12
Min 43, 2x, last vs. Drexel, 11/28/12

Season Highs – All Games

Pts 24 vs. LSU, 1/17
FG 9 vs. LSU, 1/17
FGA 20 vs. Texas A&M, 2/10
FG %750 (3-4) vs. Sav. St., 11/15
3FG 4 vs. LSU, 1/17
3FGA 9 vs. LSU 1/17
3FG %750 (3-4) vs. Sav. St., 11/15
FT 5, 2x, last vs. Kentucky, 1/24
FTA 8, 2x, last vs. Kentucky, 1/24
FT % ... 1.000 (5-5) vs. Clemson, 11/18
Rebs 9 at Alabama, 2/7
Off Rebs 3, 2x, last at Alabama, 2/7
Def Rebs 8 vs. Kentucky, 1/24
Blks 2, 2x, last vs. Kentucky, 1/24
Stls 6, 2x, last at Georgia, 1/13
Assts 8 at LA Tech, 11/12
Min 43 vs. Drexel, 11/28

Career – SEC Games

Pts 24, 2x, last vs. LSU, 1/17/13
FG 10 vs. Tennessee, 1/20/11
FGA 23 vs. Tennessee, 1/20/11
FG %600 (3-5) vs. Kentucky, 1/14/10
3FG 4, 2x, last vs. LSU, 1/17/13
3FGA 9, 2x, last vs. LSU 1/17/13
3FG % 1.000 (2-2) at Auburn, 2/4/10
FT 8, 2x, last at Alabama, 2/19/12
FTA 10, 3x, last at Alabama, 2/19/12
FT % 1.000 (6-6) at Tennessee, 2/17/11
Rebs 11 at Ole Miss, 1/16/11
Off Rebs 6 vs. Tennessee, 1/20/11
Def Rebs 9 at Ole Miss, 1/16/11
Blks .. 2, 3x, last vs. Kentucky, 1/24/13
Stls 6 at Georgia, 1/13/13
Assts 7 vs. Mississippi State, 1/29/12
Min 43 at Ole Miss, 1/16/11

Season Highs – SEC Games

Pts 24 vs. LSU, 1/17
FG 9 vs. LSU, 1/17
FGA 20 vs. Texas A&M, 2/10
FG %563 (9-16) vs. LSU, 1/17
3FG 4 vs. LSU, 1/17
3FGA 9 vs. LSU, 1/17
3FG % 444 (4-9) vs. LSU, 1/17
FT 5 vs. Kentucky, 1/24
FTA 8, 2x, last vs. Kentucky, 1/24
FT % 1.000 (2-2) vs. LSU, 1/17
Rebs 9 at Alabama, 2/7
Off Rebs 3 at Alabama, 2/7
Def Rebs 8 vs. Kentucky, 1/24
Blks 2 vs. Kentucky, 1/24
Stls 6 at Georgia, 1/13
Assts 5, 2x, last vs. Auburn, 2/3
Min 40 vs. Kentucky, 1/24

2012-13 Game-by-Game Stats

Date	Opponent	GS	MIN	FG-A	3FG-A	FT-A	Reb	PF	A	TO	B	S	TP	
11/9	Elon	*	24	5-12	0-3	3-3	4	1	4	1	0	3	13	
11/12	at LA Tech	*	35	3-10	3-6	1-2	3	2	8	1	1	2	10	
11/15	Savannah State	*	29	3-4	3-4	1-2	1	1	5	5	0	0	10	
11/18	Clemson	*	31	2-7	0-4	5-5	8	1	4	5	0	4	9	
11/22	vs. Hampton	*	34	2-7	2-5	0-4	2	1	1	5	0	0	6	
11/23	vs. Fla. Gulf Coast	*	25	2-6	2-5	0-0	1	0	2	2	0	0	6	
11/24	vs. DePaul	*	32	4-11	0-3	3-4	6	0	2	1	1	1	11	
11/28	Drexel	*	43	1-10	1-4	3-4	2	2	2	2	1	2	6	
12/2	at Seton Hall	*	36	2-7	2-5	0-3	3	2	1	4	1	1	6	
12/9	vs. Furman	*	21	4-10	0-3	1-1	3	1	1	2	0	5	9	
12/19	#1/1 Stanford	*	35	5-15	2-5	3-4	3	4	3	0	0	4	15	
12/21	SC State	*	28	0-3	0-1	0-0	1	3	3	5	2	6	0	
12/29	Western Carolina	*	28	3-5	1-1	2-3	1	3	4	1	0	5	9	
1/3	#12/13 Tennessee	*	31	4-12	2-6	0-0	7	2	3	4	1	0	10	
1/6	at Mississippi State	*	28	2-6	0-0	4-6	4	2	1	4	0	1	8	
1/10	Vanderbilt	*	34	5-11	1-3	1-4	3	1	5	2	1	3	12	
1/13	at #13/12 Georgia	*	39	2-11	0-5	3-8	7	2	3	5	0	6	7	
1/17	LSU	*	37	9-16	4-9	2-2	2	2	0	0	1	5	24	
1/20	at Florida	*	26	3-9	2-4	0-0	4	4	0	1	0	1	8	
1/24	#5/4 Kentucky	*	40	5-11	1-3	5-8	8	1	4	4	2	3	16	
1/27	at Arkansas	*	33	2-10	2-6	1-2	2	1	3	2	0	5	7	
2/3	Auburn	*	34	2-7	2-7	2-4	4	2	5	3	1	4	8	
2/7	at Alabama	*	32	2-8	1-4	0-2	9	2	4	2	0	1	5	
2/10	#14/16 Texas A&M	*	38	8-20	0-4	0-0	5	1	4	1	1	4	16	
2/14	at #9/7 Kentucky	*	39	3-11	1-4	3-4	6	2	2	1	0	0	10	
Totals			25	812	83-239	32-104	43-75	99	42	72	64	13	66	241
				32.5	.347	.308	.573	4.0	2.9			2.6	9.6	
<i>SEC Totals</i>		<i>12</i>	<i>411</i>	<i>47-132</i>	<i>16-55</i>	<i>21-40</i>	<i>61</i>	<i>21</i>	<i>34</i>	<i>30</i>	<i>7</i>	<i>33</i>	<i>131</i>	
				<i>34.2</i>	<i>.356</i>	<i>.291</i>	<i>.525</i>	<i>5.1</i>	<i>2.8</i>			<i>2.8</i>	<i>10.9</i>	



Aleighsa Welch WELCH

#24

6-0 • Sophomore
Forward
Goose Creek, S.C.
Goose Creek

Miscellaneous Stats	2012-13		Career Record
	Games	Games	
Double-Double	7	7	7-0
10+ Points	17	27	22-5
10+ Rebounds	9	11	10-1
Team-High Points	9	13	8-5
Team-High Rebs.	7	23	20-3
Team-High Assts.	3	3	2-1

- Has started every game this season
- Has seven double-doubles (Savannah St., vs. Hampton, vs. FGCU, Drexel, at Seton Hall, SC State, at Alabama) – first of her career
- Leads the SEC in offensive rebounds per game (4.2), ranks eighth in total rebounds per game and is 21st in scoring
- Has led the team in scoring nine times (Savannah St., vs. Hampton, at Seton Hall, Stanford, Miss. St., Vandy, at Georgia, at Alabama, at Kentucky)
- Has led the team in rebounding seven times (at LA Tech, Savannah St., vs. FGCU, Drexel, SC State, Miss. St., at Florida)
- Has scored in double figures 17 times and has pulled down double-digit rebounds nine times
- Scored 10 of her team-high 15 points at No. 9/7 Kentucky (Feb. 14) to hold off Wildcat surge early in second half
- Grabbed six of her eight rebounds against No. 14/16 Texas A&M (Feb. 10) on offensive end, her eighth game of the season with at least six offensive boards
 - Scored team's first six points in 13-3 run that opened second half at Alabama (Feb. 7) to finish with seventh career double-double, including 11 points and seven rebounds in second half
 - Hit a pair of free throws in final minute to seal win over Auburn (Feb. 3)
 - Blocked three shots at Arkansas (Jan. 27), including potential game-tying attempt in final 10 seconds
 - Rallied in second half against #5/4 Kentucky (Jan. 24) with eight points and five boards of her totals coming in the crucial final 20 minutes
- Reeled in nine of her 12 rebounds at Florida (Jan. 20) in the second half and tied her career high with eight offensive
- Hit four free throws in final minute to seal win against LSU (Jan. 17) to cap off 14-point, seven-rebound effort
- Tied her career high with 19 points at #13/12 Georgia (Jan. 13), hitting 8-of-10 from the field, and made the play that resulted in a pair of Sancheon White free throws to pull Gamecocks within a point in the final 45 seconds
- Led team in points, rebounds and assists at Mississippi State (Jan. 6), adding a career-high three assists to her 16 points and seven rebounds
- Scored eight of her team-high 13 points against Vanderbilt (Jan. 10) in just 11 minutes of first-half action
- Limited by foul trouble to just nine minutes in first half against #12/13 Tennessee (Jan. 3), finishing with just six points and five rebounds
- Tied her career high with eight offensive rebounds among her 14 against SC State (Dec. 21) while also adding 16 points for her sixth double-double of the season
- Scored 13 of her 17 points against #1/1 Stanford (Dec. 19) in the second half, including a free throw to tie the game with 1:14 left to play
- Snagged a career-high 15 rebounds against Drexel (Nov. 28), the second-most in the SEC this season
- Named Paradise Jam MOP, averaging 10.3 points and 9.3 rebounds to guide team to Reef Division title
- Scored 10 of team's first 13 second-half points to pull away from Hampton (Nov. 22)
- Posted first career double-double with 13 points and 12 rebounds against Savannah State (Nov. 15)
- Was great on the inside at Louisiana Tech (Nov. 12), to finish with 14 points, eight rebounds, two blocks and two steals

Career Highs – All Games

Pts 19, 2x, last at Georgia, 1/13/13
FG 8 at Georgia 1/13/13
FGA 11 at Seton Hall, 12/2/12
FG %... 1.000 (4-4) vs. Presby., 11/27/11
FT 10 at Xavier, 11/30/11
FTA 15 at Xavier, 11/30/11
FT %... 1.000 (3-3) vs. SC St., 12/14/11
Rebs 15 vs. Drexel, 11/28/12
Off Rebs 8, 4x, last at Florida, 1/20/13
Def Rebs 8 vs. Savannah St., 11/15/12
Blks 4 at NC State, 12/4/11
Stls 3, 2x, last vs. Elon, 11/9/12
Min 39 at Arkansas, 1/27/13
Min 42 vs. Drexel, 11/28/12

Career – SEC Games

Pts 19, 2x, last at Georgia, 1/13/13
FG 8 at Georgia, 1/13/13
FGA 10, 3x, last at Georgia, 1/13/13
FG %... 1.000 (3-3), 3x, last at Arke., 2/9/12
FT 7 at Kentucky, 2/14/13
FTA 9, 2x, last, at Kentucky, 2/14/13
FT %... 1.000 (2-2) vs. TAMU, 2/10/13
Rebs 12 at Florida, 1/20/13
Off Rebs 8 at Florida, 1/20/13
Def Rebs 7 at Tennessee, 2/2/12
Blks 3, 2x, last, at Kentucky, 2/14/13
Stls 2, 4x, last vs. Auburn, 2/3/13
Assts 4 at Kentucky, 2/14/13
Min 39 at Arkansas, 1/27/13

Season Highs – All Games

Pts 19 at Georgia, 1/13
FG 8 at Georgia, 1/13
FGA 11 at Seton Hall, 12/2
FG %... .857 (6-7), 2x, last vs. FGCU, 11/23
FT 7 at Kentucky, 2/14
FTA 9, 3x, last, at Kentucky, 2/14
FT %... 1.000 (3-3) vs. Sav. St., 11/15
Rebs 15 vs. Drexel, 11/28
Off Rebs 8, 3x, last at Florida, 1/20
Def Rebs 8 vs. Savannah St., 11/15
Blks 3, 2x, last at Kentucky, 2/14
Stls 3 vs. Elon, 11/9
Assts 4 at Kentucky, 2/14
Min 42 vs. Drexel, 11/28

Season Highs – SEC Games

Pts 19 at Georgia, 1/13
FG 8 at Georgia, 1/13
FGA 10 at Georgia, 1/13
FG %800 (8-10) at Georgia, 1/13
FT 7 at Kentucky, 2/14
FTA 9, 2x, last, at Kentucky, 2/14
FT %... 1.000 (2-2) vs. Texas A&M, 2/10
Rebs 12 at Florida, 1/20
Off Rebs 8 at Florida, 1/20
Def Rebs 4, 4x, last vs. Kentucky, 1/24
Blks 3, 2x, last at Kentucky, 2/14
Stls 2, 2x, last vs. Auburn, 2/3
Assts 4 at Kentucky, 2/14
Min 39 at Arkansas, 1/27

2012-13 Game-by-Game Stats

Date	Opponent	GS	MIN	FG-A	3FG-A	FT-A	Reb	PF	A	TO	B	S	TP	
11/9	Elon	*	25	4-6	0-0	1-2	9	1	1	2	0	3	9	
11/12	at LA Tech	*	26	4-6	0-0	6-8	8	3	1	0	2	2	14	
11/15	Savannah State	*	22	5-6	0-0	3-3	12	0	0	1	0	0	13	
11/18	Clemson	*	25	2-4	0-0	3-5	6	2	0	3	1	1	7	
11/22	vs. Hampton	*	31	6-7	0-0	4-6	11	0	1	7	0	1	16	
11/23	vs. Fla. Gulf Coast	*	23	6-7	0-0	2-3	11	1	0	1	0	0	14	
11/24	vs. DePaul	*	26	3-7	0-0	3-6	10	3	1	2	0	0	9	
11/28	Drexel	*	42	5-7	1-1	1-3	15	1	0	2	0	0	12	
12/2	at Seton Hall	*	32	5-11	0-0	4-4	10	1	0	2	0	1	14	
12/9	vs. Furman	*	17	3-4	0-0	5-6	3	0	0	0	0	0	11	
12/19	#1/1 Stanford	*	34	7-10	0-0	3-6	5	3	2	0	0	0	17	
12/21	SC State	*	26	5-6	0-0	6-9	14	0	0	2	0	1	16	
12/29	Western Carolina	*	18	3-4	0-0	2-2	6	0	2	1	0	1	8	
1/3	#12/13 Tennessee	*	22	3-7	0-0	0-1	5	2	0	1	0	0	6	
1/6	at Mississippi State	*	31	5-9	0-0	6-8	7	4	3	0	0	0	16	
1/10	Vanderbilt	*	29	6-8	0-0	1-2	5	2	1	1	0	1	13	
1/13	at #13/12 Georgia	*	33	8-10	0-0	3-5	5	2	1	2	0	1	19	
1/17	LSU	*	32	4-7	0-0	6-9	3	3	2	2	0	1	14	
1/20	at Florida	*	38	2-8	0-0	4-5	12	1	0	0	1	1	8	
1/24	#5/4 Kentucky	*	36	4-7	0-0	3-5	7	2	1	1	1	2	11	
1/27	at Arkansas	*	39	3-5	0-0	1-1	5	0	2	1	3	0	7	
2/3	Auburn	*	37	2-4	0-0	6-8	3	2	1	1	1	2	10	
2/7	at Alabama	*	35	6-8	0-0	4-5	10	1	1	1	1	1	16	
2/10	#14/16 Texas A&M	*	36	2-9	0-0	2-2	8	0	0	1	1	0	6	
2/14	at #9/7 Kentucky	*	34	4-7	0-0	7-9	4	3	4	3	3	0	15	
Totals			25	749	107-174	1-1	86-123	198	37	24	38	14	19	301
				30.0	.615	1.000	.699	7.9		1.0				12.0
<i>SEC Totals</i>			<i>12</i>	<i>402</i>	<i>49-89</i>	<i>0-0</i>	<i>43-60</i>	<i>78</i>	<i>22</i>	<i>16</i>	<i>14</i>	<i>11</i>	<i>9</i>	<i>141</i>
				<i>33.5</i>	<i>.551</i>	<i>—</i>	<i>.717</i>	<i>6.5</i>		<i>1.3</i>				<i>11.8</i>



SANCHEON WHITE

#20

**5-10 • Senior
Guard
Hammond, Ind.
Central Arizona College**

- Has started every game this season
- Has led the team in rebounding three times (at LA Tech, Tennessee, Vandy)
- Has scored in double figures three times
- Swiped three steals for the third-straight game and hit free throws to pull Gamecocks within a point in final 45 seconds at #13/12 Georgia (Jan. 13)
- Dominated defensively against Vanderbilt (Jan. 10), swiping three steals, blocking three shots and playing key role in holding SEC's most accurate 3-point shooting team to just 2-of-7 from behind the arc, all while snagging a game-high eight rebounds
- Matched her career high with 11 points at Mississippi State (Jan. 6), including nine in the second half sparked by three steals she turned into layups to help the Gamecocks pull away
- Tied for team-high honors with seven rebounds against #12/13 Tennessee (Jan. 3) to go with seven points
 - Challenged for three offensive rebounds against #1/1 Stanford (Dec. 19) and scored a pull-up jumper to give team 44-42 lead with 2:33 left to play
 - Hit tying 3-pointer to send Drexel game (Nov. 28) to overtime and blocked potential game-tying 3-point attempt in last 10 seconds of extra period
 - Scored a career-high 11 points against Florida Gulf Coast (Nov. 23) and followed it with 10 points against DePaul the next day to help team win Paradise Jam Reef Division title

Miscellaneous Stats

	2012-13 Games	Career Games	Career Record
Double-Double	0	0	0-0
10+ Points	3	5	5-0
10+ Rebounds	0	1	0-1
Team-High Points	0	0	0-0
Team-High Rebs.	3	6	3-3
Team-High Assts.	2	4	4-0

Career Highs – All Games

Pts 11, 2x, last at Miss. St., 1/6/13
FG 5, 3x, last at Miss. St., 1/6/13
FGA 11 vs. FGCU, 11/23/12
FG %800 (4-5) at Xavier, 11/30/11
3FG 2 vs. Kentucky, 1/15/12
3FGA 5 at Alabama, 2/7/13
3FG %... 1.000 (2-2) vs. Kentucky 1/15/12
FT 4, 2x, last at Seton Hall, 12/2/12
FTA 5 vs. Savannah St., 12/21/11
FT % ... 1.000 (4-4) at Seton Hall, 12/2/12
Rebs 13 at Auburn, 1/19/12
Off Rebs 6 at Auburn, 1/19/12
Def Rebs 7 at Auburn, 1/19/12
Blks 4 vs. Drexel, 11/28/12
Stls 3, 6x, last at Georgia, 1/13/13
Assts 3, 3x, last vs. LSU, 1/17/13
Min 40 vs. Drexel, 11/28/12

Career – SEC Games

Pts 11 at Mississippi State, 1/6/13
FG 5 at Mississippi State, 1/6/13
FGA 9, 3x, last at Miss. St., 1/6/13
FG %... 1.000 (2-2) at Arkansas, 2/9/12
3FG 2 vs. Kentucky, 1/15/12
3FGA... 3, 2x, last at Arkansas, 1/27/13
3FG %... 1.000 (2-2) vs. Kentucky 1/15/12
FT 3 vs. Vanderbilt, 1/10/13
FTA 3, 2x, last at Alabama, 2/7/13
FT % ... 1.00 (3-3) vs. Vanderbilt, 1/10/13
Rebs 13 at Auburn, 1/19/12
Off Rebs 6 at Auburn, 1/19/12
Def Rebs 7 at Auburn, 1/19/12
Blks 3 vs. Vanderbilt, 1/10/13
Stls 3, 3x, last at Georgia, 1/13/13
Assts 3 vs. LSU, 1/17/13
Min 35 at Georgia, 1/13/13

Season Highs – All Games

Pts 11, 2x, last at Mississippi St., 1/6
FG 5, 3x, last at Mississippi St., 1/6
FGA 11 vs. FGCU, 11/23
FG %714 (5-7) vs. DePaul, 11/24
3FG 1, 8x, last vs. Auburn, 2/3
3FGA 5 at Alabama, 2/7
3FG % .. .500 (1-2), 3x, last vs. Auburn, 2/3
FT 4 at Seton Hall, 12/2
FTA 4 at Seton Hall, 12/2
FT % .. 1.000 (4-4) at Seton Hall, 12/2
Rebs 8, 2x, last vs. Vanderbilt, 1/10
Off Rebs 5 at LA Tech, 11/12
Def Rebs 6 vs. Vanderbilt, 1/10
Blks 4 vs. Drexel, 11/28
Stls 3, 5x, last at Georgia, 1/13
Assts 3 vs. LSU, 1/17
Min 40 vs. Drexel, 11/28

Season Highs – SEC Games

Pts 11 at Mississippi State, 1/6
FG 5 at Mississippi State, 1/6
FGA... 9, 2x, last at Mississippi St., 1/6
FG %556 (5-9) at Miss. St., 1/6
3FG 1, 2x, last vs. Auburn, 2/3
3FGA 5 at Alabama, 2/7
3FG %500 (1-2) vs. Auburn, 2/3
FT 3 vs. Vanderbilt, 1/10
FTA 3, 2x, last at Alabama, 2/7
FT % 1.00 (3-3) vs. Vanderbilt, 1/10
Rebs 8 vs. Vanderbilt, 1/10
Off Rebs ... 3, 3x, last vs. TAMU, 2/10
Def Rebs 6 vs. Vanderbilt, 1/10
Blks 3 vs. Vanderbilt, 1/10
Stls 3, 3x, last at Georgia, 1/13
Assts 3 vs. LSU, 1/17
Min 35 at Georgia, 1/13

2012-13 Game-by-Game Stats

Date	Opponent	GS	MIN	FG-A	3FG-A	FT-A	Reb	PF	A	TO	B	S	TP	
11/9	Elon	*	13	4-6	0-0	0-0	1	1	2	0	0	0	8	
11/12	at LA Tech	*	33	2-7	0-1	0-0	8	2	2	1	1	2	4	
11/15	Savannah State	*	20	3-7	1-2	2-2	4	2	1	0	0	0	9	
11/18	Clemson	*	20	1-3	0-2	1-2	6	3	0	1	1	1	3	
11/22	vs. Hampton	*	30	0-3	0-0	0-0	6	2	0	0	0	1	0	
11/23	vs. Fla. Gulf Coast	*	29	5-11	1-1	0-1	5	0	2	2	0	3	11	
11/24	vs. DePaul	*	35	5-7	0-1	0-1	5	2	0	1	0	1	5	
11/28	Drexel	*	40	1-7	1-2	2-2	4	3	2	0	4	2	5	
12/2	at Seton Hall	*	26	2-6	0-2	4-4	1	0	0	0	1	1	8	
12/9	vs. Furman	*	23	1-6	0-1	0-0	2	1	2	0	2	3	2	
12/19	#1/1 Stanford	*	34	2-9	1-3	0-0	3	1	0	1	1	1	5	
12/21	SC State	*	17	1-6	1-3	0-0	1	3	0	2	0	0	3	
12/29	Western Carolina	*	23	3-5	1-1	0-0	2	2	2	1	0	0	7	
1/3	#12/13 Tennessee	*	28	3-9	0-2	1-2	7	1	1	1	0	0	7	
1/6	at Mississippi State	*	29	5-9	0-1	1-2	6	3	0	1	0	3	11	
1/10	Vanderbilt	*	32	1-5	0-0	3-3	8	3	2	3	3	3	5	
1/13	at #13/12 Georgia	*	35	0-5	0-2	2-2	4	4	1	4	0	3	2	
1/17	LSU	*	27	0-5	0-3	0-0	2	4	3	1	0	0	0	
1/20	at Florida	*	14	0-4	0-1	0-0	3	5	1	1	0	0	0	
1/24	#5/4 Kentucky	*	20	0-6	0-1	0-0	3	1	0	1	0	1	0	
1/27	at Arkansas	*	27	2-5	1-3	0-0	2	3	2	2	2	1	5	
2/3	Auburn	*	22	1-3	1-2	0-0	2	1	1	2	0	0	3	
2/7	at Alabama	*	32	2-8	0-5	2-3	7	1	0	2	0	0	6	
2/10	#14/16 Texas A&M	*	29	1-7	0-3	0-0	7	4	1	1	0	0	2	
2/14	at #9/7 Kentucky	*	20	1-3	0-1	0-0	3	4	0	2	0	0	2	
Totals			25	658	46-152	8-43	18-24	102	56	25	30	15	26	118
				26.3	.303	.186	.750	4.1	1.0		1.0		4.7	
<i>SEC Totals</i>		<i>12</i>		<i>315</i>	<i>16-69</i>	<i>2-24</i>	<i>9-12</i>	<i>54</i>	<i>34</i>	<i>12</i>	<i>21</i>	<i>5</i>	<i>11</i>	<i>43</i>
				<i>26.3</i>	<i>.232</i>	<i>.083</i>	<i>.750</i>	<i>4.5</i>	<i>1.0</i>				<i>3.6</i>	



Official Basketball Box Score -- Game Totals -- Final Statistics
Elon vs South Carolina
 11/09/12 7 p.m. at Columbia, S.C./Colonial Life Arena



Elon 44 • 0-1

#	Player	Total		3-Ptr		Rebounds			PF	TP	A	TO	Blk	Stl	Min
		FG	FGA	FG	FGA	FT	FTA	Off							
02	EVANS, Kelsey	f	2-7	0-0	4-4	1	2	3	3	8	0	1	1	1	26
01	STEPHENSON, Zora	g	2-3	1-2	0-0	0	1	1	1	5	0	0	0	1	23
11	FORD, Ali	g	3-6	1-3	1-2	0	1	1	3	8	2	8	0	1	30
23	HARRIS, Kelsey	g	0-8	0-1	2-2	6	3	9	2	2	1	1	0	0	26
24	COFFER, Sam	g	2-6	0-1	2-2	2	3	5	2	6	0	2	0	0	26
05	REDMOND, Shon		5-13	0-0	0-1	2	3	5	4	10	1	7	0	1	22
10	HUDSON, Lauren		0-0	0-0	0-0	0	0	0	0	0	0	0	0	0	3
15	RAZOR, Nicole		0-1	0-0	0-0	0	0	0	0	0	0	1	0	0	2
21	COCHRAM, Shannen		1-2	0-0	1-2	2	2	4	5	3	0	0	0	1	14
22	FARMER, Jessica		1-3	0-0	0-0	1	1	2	3	2	0	2	1	2	20
32	CARTER, Autumn		0-5	0-0	0-0	0	0	0	1	0	0	0	0	0	8
	Team					2	1	3							
	Totals		16-54	2-7	10-13	16	17	33	23	44	4	22	3	7	200

FG % 1st Half: 10-25 40.0% 2nd half: 6-29 20.7% Game: 16-54 29.6% Deadball Rebounds 1,1
 3FG % 1st Half: 1-2 50.0% 2nd half: 1-5 20.0% Game: 2-7 28.6%
 FT % 1st Half: 4-4 100.0% 2nd half: 6-9 66.7% Game: 10-13 76.9%

South Carolina 77 • 1-0

#	Player	Total		3-Ptr		Rebounds			PF	TP	A	TO	Blk	Stl	Min
		FG	FGA	FG	FGA	FT	FTA	Off							
21	BRUNER, Ashley	f	7-11	0-0	1-5	3	0	3	0	15	0	2	0	0	24
24	WELCH, Aleighsa	f	4-6	0-0	1-2	5	4	9	1	9	1	2	0	3	25
03	WALKER, Ieasia	g	5-12	0-3	3-3	3	1	4	1	13	4	1	0	3	24
20	WHITE, Sancheon	g	4-6	0-0	0-0	0	1	1	1	8	2	0	0	0	13
25	MITCHELL, Tiffany	g	4-6	0-1	1-2	0	2	2	1	9	3	1	0	1	23
05	SESSIONS, Khadijah		3-7	0-1	2-3	0	0	0	1	8	0	1	0	0	10
12	MONTOUT, Wilka		0-3	0-2	1-4	2	0	2	2	1	2	1	0	1	18
15	DAVIS, Tiffany		2-4	0-1	2-2	1	2	3	1	6	3	2	0	5	20
31	DOZIER, Asia		0-8	0-6	4-7	4	6	10	4	4	0	2	1	0	26
33	IBIAM, Elem		2-7	0-0	0-2	6	5	11	0	4	0	3	2	1	17
	Team					5	3	8							
	Totals		31-70	0-14	15-30	29	24	53	12	77	15	15	3	14	200

FG % 1st Half: 17-30 56.7% 2nd half: 14-40 35.0% Game: 31-70 44.3% Deadball Rebounds 7
 3FG % 1st Half: 0-3 0.0% 2nd half: 0-11 0.0% Game: 0-14 0.0%
 FT % 1st Half: 7-13 53.8% 2nd half: 8-17 47.1% Game: 15-30 50.0%

Officials: Kelly Johnson, Ed Sidlasky, Kim Thebo
 Technical fouls: Elon-None. South Carolina-None.
 Attendance: 2912

Score by periods	1st	2nd	Total
Elon	25	19	44
South Carolina	41	36	77

Last FG - ELON 2nd-05:13, SC 2nd-01:11.
 Largest lead - ELON None, SC by 33 2nd-01:11.

Score tied - 0 times.
 Lead changed - 0 times.



Official Basketball Box Score -- Game Totals -- Final Statistics
South Carolina vs Louisiana Tech
 11/12/12 7 p.m. at Thomas Assembly Center Ruston, La.



South Carolina 82 • 2-0, 0-0 SEC

#	Player	Total		3-Ptr		Rebounds			PF	TP	A	TO	Blk	Stl	Min
		FG	FGA	FG	FGA	FT	FTA	Off							
02	WALKER, Ieasia	*	3-10	3-6	1-2	1	2	3	2	10	8	1	1	2	35
20	WHITE, Sancheon	*	2-7	0-1	0-0	5	3	8	2	4	2	1	1	2	33
21	BRUNER, Ashley	*	8-10	0-0	1-3	0	2	2	3	17	3	0	0	0	22
24	WELCH, Aleighsa	*	4-6	0-0	6-8	4	4	8	3	14	1	0	2	2	26
25	MITCHELL, Tiffany	*	5-11	0-2	3-4	2	6	8	2	13	0	2	0	0	25
05	SESSIONS, Khadijah		1-1	0-0	1-2	1	0	1	0	3	1	1	0	1	8
12	MONTOUT, Wilka		4-10	1-2	3-4	1	2	3	3	12	0	1	0	0	23
15	DAVIS, Tiffany		1-1	1-1	1-2	0	1	1	0	4	0	0	0	0	6
31	DOZIER, Asia		2-5	1-4	0-0	1	1	2	2	5	5	0	0	2	22
	Team					0	6	6							
	Totals		30-61	6-16	16-25	15	27	42	17	82	20	7	4	9	200

FG % 1st Half: 14-33 42.4% 2nd half: 16-28 57.1% Game: 30-61 49.2% Deadball Rebounds 4
 3FG % 1st Half: 4-9 44.4% 2nd half: 2-7 28.6% Game: 6-16 37.5%
 FT % 1st Half: 8-12 66.7% 2nd half: 8-13 61.5% Game: 16-25 64.0%

Louisiana Tech 58 • 0-2, 0-0 WAC

#	Player	Total		3-Ptr		Rebounds			PF	TP	A	TO	Blk	Stl	Min
		FG	FGA	FG	FGA	FT	FTA	Off							
01	Borum, Janay	*	2-6	0-0	0-0	0	1	1	2	4	5	4	0	1	20
02	Frazier, Whitney	*	1-7	0-1	1-2	0	2	2	4	3	0	1	0	1	23
04	Vucinic, Jelena	*	0-2	0-1	0-0	0	0	0	1	0	0	0	0	0	17
10	Lewis, Brittany	*	3-5	1-1	3-4	2	3	5	0	10	0	0	0	0	21
23	Perry, Lulu	*	6-14	2-7	2-4	0	2	2	0	16	3	2	0	0	38
00	Hayes, Courtney		2-4	0-1	0-0	1	4	5	3	4	2	0	0	0	13
03	Bryant, Jasmine		3-6	0-0	4-4	2	2	4	4	10	0	1	0	0	19
15	Jefferson, Brittney		0-3	0-0	2-6	0	3	3	2	2	0	0	0	1	26
21	Andrews, Kanedria		0-0	0-0	0-0	0	0	0	0	2	0	1	0	0	6
30	Anderson, Tavasha		3-4	0-0	3-4	1	0	1	1	9	1	2	0	0	15
33	Langston, Savanna		0-0	0-0	0-0	0	0	0	0	0	1	0	0	0	2
	Team					0	4	4							
	Totals		20-51	3-11	15-24	6	21	27	19	58	12	12	0	3	200

FG % 1st Half: 10-25 40.0% 2nd half: 10-26 38.5% Game: 20-51 39.2% Deadball Rebounds 7
 3FG % 1st Half: 1-4 25.0% 2nd half: 2-7 28.6% Game: 3-11 27.3%
 FT % 1st Half: 6-10 60.0% 2nd half: 9-14 64.3% Game: 15-24 62.5%

Officials: Marlon Ramsey, John Fletcher, Kyle Bacon
 Technical fouls: South Carolina-None. Louisiana Tech-None.
 Attendance: 2160

Score by periods	1st	2nd	Total
South Carolina	40	42	82
Louisiana Tech	27	31	58

Last FG - SC 2nd-00:56, LATECH 2nd-01:14.
 Largest lead - SC by 24 2nd-00:56, LATECH by 1 1st-19:25.

Score tied - 2 times.
 Lead changed - 1 time.



Official Basketball Box Score -- Game Totals -- Final Statistics
Savannah State vs South Carolina
 11/15/12 7 p.m. at Columbia, S.C./Colonial Life Arena



Savannah State 47 • 1-1

#	Player	Total		3-Ptr		Rebounds			PF	TP	A	TO	Blk	Stl	Min
		FG	FGA	FG	FGA	FT	FTA	Off							
14	HOGUE, Erin	f	3-9	0-0	3-7	3	4	7	2	9	1	1	0	1	32
24	GREENE, Charmaine	f	1-3	0-0	0-0	2	1	3	3	2	0	1	1	1	14
04	NORMAN, Jasmine	g	4-7	1-2	0-0	1	1	2	1	9	1	1	1	1	19
23	KALU, Ezinne	g	4-13	0-1	2-5	1	2	3	3	10	3	3	0	1	37
35	THOMAS, Andrietta	g	4-10	0-0	4-4	1	2	3	1	12	1	2	0	0	27
05	UBA, Blessing		0-2	0-1	0-0	1	0	1	1	0	0	1	0	0	15
11	CUK, Smiljana		0-0	0-0	0-0	0	1	1	0	0	0	0	0	0	4
13	THOMAS, Jasmine		0-0	0-0	0-0	0	1	1	0	0	0	1	0	0	11
15	WILLIAMS, Jerryshia		0-1	0-0	0-0	0	1	1	0	0	0	0	0	0	11
21	KIRKLAND, Jasmine		0-0	0-0	0-0	0	1	1	0	0	0	1	0	1	7
22	TAYLOR, Alexandria		2-2	1-1	0-0	0	0	0	2	5	2	1	2	0	9
55	FRAZIER, Chantrell		0-3	0-0	0-0	0	0	0	0	0	0	1	1	1	14
	Team					1	2	3							
	Totals		18-50	2-5	9-16	10	16	26	13	47	8	12	5	6	200

FG % 1st Half: 7-24 29.2% 2nd half: 11-26 42.3% Game: 18-50 36.0% Deadball Rebounds 4
 3FG % 1st Half: 0-3 0.0% 2nd half: 2-2 100.0% Game: 2-5 40.0%
 FT % 1st Half: 6-10 60.0% 2nd half: 3-6 50.0% Game: 9-16 56.3%

South Carolina 78 • 3-0

#	Player	Total		3-Ptr		Rebounds			PF	TP	A	TO	Blk	Stl	Min
		FG	FGA	FG	FGA	FT	FTA	Off							
21	BRUNER, Ashley	f	4-9	0-0	0-3	5	7	12	2	8	1	2	0	0	23
24	WELCH, Aleighsa	f	5-6	0-0	3-3	4	8	12	0	13	0	1	0	0	22
03	WALKER, Ieasia	g	3-4	3-4	1-2	1	0	1	1	10	5	5	0	0	29
20	WHITE, Sancheon	g	3-7	1-2	2-2	2	2	4	2	9	1	0	0	0	20
25	MITCHELL, Tiffany	g	4-11	1-4	1-3	3	2	5	1	10	4	0	0	1	25
05	SESSIONS, Khadijah		3-4	0-1	0-0	2	1	3	1	6	4	1	0	3	19
12	MONTOUT, Wilka		4-13	1-3	0-0	5	1	6	2	9	0	2	1	0	24
15	DAVIS, Tiffany		1-3	0-2	0-0	0	0	0	1	2	1	0	0	0	14
31	DOZIER, Asia		4-10	3-9	0-0	1	2	3	4	11	2	1	0	0	24
	Team					2	2	4							
	Totals		31-67	9-25	7-13	25	25	50	14	78	18	12	1	4	200

FG % 1st Half: 15-31 48.4% 2nd half: 16-36 44.4% Game: 31-67 46.3% Deadball Rebounds 1
 3FG % 1st Half: 5-11 45.5% 2nd half: 4-14 28.6% Game: 9-25 36.0%



Official Basketball Box Score -- Game Totals -- Final Statistics
Hampton vs South Carolina
 11/22/12 2:15 p.m.AST at St. Thomas, U.S. Virgin Islands



Hampton 34 • 4-1

#	Player	Total		3-Ptr		Rebounds			PF	TP	A	TO	Blk	Stl	Min
		FG	FGA	FG	FGA	FT	FTA	Off							
13	AVANT, Keiara	f	1-9	0-1	6-6	2	1	3	4	8	0	3	0	1	35
21	BENNETT, Alyssa	f	5-20	1-4	2-6	1	7	8	3	13	0	6	0	2	40
33	WARD, Brielle	f	0-1	0-0	0-0	0	1	1	3	0	0	1	0	0	7
01	COLE, Kenia	g	0-1	0-0	0-2	0	4	4	1	0	2	1	0	3	26
02	HAMILTON, Nicole	g	2-15	0-5	2-2	1	2	3	2	6	3	1	1	3	40
11	PHILIPS, Ariel	g	1-1	0-0	0-0	0	1	1	2	2	0	1	0	2	16
15	JORDAN, Ryan	g	0-2	0-0	0-0	0	0	0	2	0	0	0	0	0	4
23	GUILFORD, JoNiquia	g	0-0	0-0	0-0	0	1	1	0	0	0	0	0	2	5
24	ALLEN, Olivia	g	2-6	1-2	0-0	0	2	2	2	5	0	0	0	0	14
25	BRUNSON, Delia	g	0-0	0-0	0-0	0	0	0	2	0	1	0	0	0	6
42	AUDAIN, Brascia	g	0-2	0-0	0-0	1	1	2	1	0	0	0	0	0	7
	Team					5	2	7							
	Totals		11-57	2-12	10-16	10	22	32	22	34	6	15	1	13	200

FG % 1st Half: 5-24 20.8% 2nd half: 6-33 18.2% Game: 11-57 19.3%
 3FG % 1st Half: 1-4 25.0% 2nd half: 1-8 12.5% Game: 2-12 16.7%
 FT % 1st Half: 2-4 50.0% 2nd half: 8-12 66.7% Game: 10-16 62.5%

South Carolina 45 • 5-0

#	Player	Total		3-Ptr		Rebounds			PF	TP	A	TO	Blk	Stl	Min
		FG	FGA	FG	FGA	FT	FTA	Off							
21	BRUNER, Ashley	f	2-6	0-0	1-9	4	8	12	2	5	2	5	0	1	28
24	WELCH, Aleighsa	f	6-7	0-0	4-6	6	5	11	0	16	1	7	0	1	31
25	MITCHELL, Tiffany	g	2-9	1-3	2-4	0	8	8	3	7	2	4	0	1	27
02	WALKER, Ieasia	g	2-7	2-5	0-4	0	2	2	1	6	1	5	0	0	34
20	WHITE, Sancheon	g	0-3	0-0	0-0	2	4	6	2	0	0	0	0	1	30
05	SESSIONS, Khadijah	g	1-2	0-0	0-0	0	1	1	0	2	1	3	0	0	9
12	MONTOUT, Wilka	g	1-3	1-1	0-0	1	1	2	0	3	0	2	0	1	14
31	DOZIER, Asia	g	1-8	1-4	2-2	0	3	3	3	5	0	2	0	0	19
33	IBIAM, Elem	g	0-1	0-0	1-2	0	5	5	1	1	0	0	1	0	8
	Team					5	2	7							
	Totals		15-46	5-13	10-27	18	39	57	12	45	7	29	1	5	200

FG % 1st Half: 7-27 25.9% 2nd half: 8-19 42.1% Game: 15-46 32.6%
 3FG % 1st Half: 3-6 50.0% 2nd half: 2-7 28.6% Game: 5-13 38.5%
 FT % 1st Half: 2-4 50.0% 2nd half: 8-23 34.8% Game: 10-27 37.0%

Officials: Dee Kanter, Bryan Brunette, Geraldine Smith
 Technical fouls: Hampton-None. South Carolina-None.
 Attendance: 2012 Ezybonds Global Payments Paradise Jam Women's Basketball Tournament
 Presented by Basketball Travelers

Last FG - HAM 2nd-01:40, SC 2nd-02:08.
 Largest lead - HAM None, SC by 15 2nd-11:30.

Score by periods	1st	2nd	Total
Hampton	13	21	34
South Carolina	19	26	45

	Points	In	Off	2nd	Fast	Bench
HAM	34	12	14	4	6	7
SC	45	16	15	8	7	11

Score tied - 0 times.
 Lead changed - 0 times.

#	Player	Total		3-Ptr		Rebounds			PF	TP	A	TO	Blk	Stl	Min
		FG	FGA	FG	FGA	FT	FTA	Off							
31	PENNY, Jasmine	f	3-11	1-1	0-0	2	2	4	4	7	0	0	0	0	30
51	HARRY, Katherine	f	5-11	0-0	0-0	2	3	5	3	10	2	2	0	0	31
12	HRYNKO, Brittany	g	1-13	1-8	1-2	2	2	4	3	4	6	5	0	1	38
13	JENKINS, Chanise	g	3-10	0-3	0-0	1	3	4	5	6	2	2	0	0	28
21	ROGOWSKI, Megan	g	5-11	2-4	1-2	4	4	8	1	13	0	1	0	3	34
20	REYNOLDS, Kelsey	g	0-2	0-0	0-0	0	0	0	2	0	2	0	0	1	22
22	SCHULTE, Brooke	g	0-0	0-0	0-0	0	1	1	1	0	0	0	0	0	1
44	HARVEY-CARR, Brandi	g	1-4	0-0	0-0	1	0	1	1	2	0	0	0	1	9
54	SMITH, KELSEY	g	1-2	0-0	2-2	0	0	0	1	4	0	0	0	0	7
	Team					1	3	4							
	Totals		19-64	4-18	4-6	13	18	31	21	46	12	11	0	6	200

FG % 1st Half: 9-30 30.0% 2nd half: 10-34 29.4% Game: 19-64 29.7%
 3FG % 1st Half: 2-8 25.0% 2nd half: 2-10 20.0% Game: 4-18 22.2%
 FT % 1st Half: 1-2 50.0% 2nd half: 3-4 75.0% Game: 4-6 66.7%

South Carolina 55 • 7-0

#	Player	Total		3-Ptr		Rebounds			PF	TP	A	TO	Blk	Stl	Min
		FG	FGA	FG	FGA	FT	FTA	Off							
21	BRUNER, Ashley	f	5-10	0-0	1-7	5	7	12	1	11	0	4	1	1	37
24	WELCH, Aleighsa	f	3-7	0-0	3-6	5	5	10	3	9	1	2	0	0	26
02	WALKER, Ieasia	g	4-11	0-3	3-4	2	4	6	0	11	0	2	1	1	32
20	WHITE, Sancheon	g	5-7	0-1	0-1	2	3	5	2	10	0	1	0	1	35
25	MITCHELL, Tiffany	g	1-5	0-0	4-8	1	5	6	1	6	0	4	0	2	29
05	SESSIONS, Khadijah	g	2-8	0-1	2-3	0	1	1	1	6	0	0	0	0	21
12	MONTOUT, Wilka	g	1-2	0-0	0-0	0	1	1	1	2	0	1	1	0	6
31	DOZIER, Asia	g	0-1	0-1	0-0	0	1	1	0	0	0	0	0	0	4
33	IBIAM, Elem	g	0-0	0-0	0-0	0	1	1	0	0	0	0	0	0	10
	Team					0	4	4							
	Totals		21-51	0-6	13-29	15	32	47	10	55	1	14	3	5	200

FG % 1st Half: 10-30 33.3% 2nd half: 11-21 52.4% Game: 21-51 41.2%
 3FG % 1st Half: 0-4 0.0% 2nd half: 0-2 0.0% Game: 0-6 0.0%
 FT % 1st Half: 2-5 40.0% 2nd half: 11-24 45.8% Game: 13-29 44.8%

Officials: Dee Kanter, Denise Brooks, Lauren Holtkamp
 Technical fouls: DePaul-None. South Carolina-None.
 Attendance: 2012 Ezybonds Global Payments Paradise Jam Women's Basketball
 Presented by Basketball Travelers
 South Carolina wins the Reef Division Championship

Last FG - DPU 2nd-00:49, SC 2nd-03:06.
 Largest lead - DPU by 3 2nd-17:45, SC by 14 2nd-03:06.

Score by periods	1st	2nd	Total
DePaul	21	25	46
South Carolina	22	33	55

	Points	In	Off	2nd	Fast	Bench
DPU	46	22	11	8	7	6
SC	55	40	6	10	14	8

Score tied - 3 times.
 Lead changed - 5 times.



Official Basketball Box Score -- Game Totals -- Final Statistics
South Carolina vs Florida Gulf Coast
 11/23/12 4:30 p.m.AST at St. Thomas, U.S. Virgin Islands



South Carolina 65 • 6-0

#	Player	Total		3-Ptr		Rebounds			PF	TP	A	TO	Blk	Stl	Min
		FG	FGA	FG	FGA	FT	FTA	Off							
21	BRUNER, Ashley	f	7-12	0-1	1-3	3	1	4	2	15	1	3	0	1	27
24	WELCH, Aleighsa	f	6-7	0-0	2-3	6	5	11	1	14	0	1	0	0	23
02	WALKER, Ieasia	g	2-6	2-5	0-0	0	1	1	0	6	2	2	0	0	25
20	WHITE, Sancheon	g	5-11	1-1	0-1	3	2	5	0	11	2	2	0	3	29
25	MITCHELL, Tiffany	g	3-7	0-0	2-2	5	6	11	1	8	3	3	0	1	28
05	SESSIONS, Khadijah	g	2-5	1-3	0-0	1	0	1	2	5	2	1	0	1	21
12	MONTOUT, Wilka	g	1-4	0-0	0-0	3	2	5	3	2	1	1	0	0	16
31	DOZIER, Asia	g	1-6	0-5	0-0	1	0	1	5	2	1	2	0	0	16
33	IBIAM, Elem	g	0-3	0-0	2-4	1	3	4	0	2	0	0	0	0	15
	Team					1	2	3							
	Totals		27-61	4-15	7-13	24	22	46	14	65	12	15	0	6	200

FG % 1st Half: 14-29 48.3% 2nd half: 13-32 40.6% Game: 27-61 44.3%
 3FG % 1st Half: 3-9 33.3% 2nd half: 1-6 16.7% Game: 4-15 26.7%
 FT % 1st Half: 1-3 33.3% 2nd half: 6-10 60.0% Game: 7-15 46.7%

Florida Gulf Coast 46 • 2-3

#	Player	Total		3-Ptr		Rebounds			PF	TP	A	TO	Blk	Stl	Min
		FG	FGA	FG	FGA	FT	FTA	Off							
03	MEADOR, Katie	f	1-1	0-0	0-0	3	0	3	5	2	1	2	0	0	24
02	GRADINJAN, Taylor	g	1-5	1-3	1-2	0	3	3	1	4	0	2	0	0	21
05	HANSEN, Sarah	g	7-12	1-4	3-4	3	3	6	2	18	3	0	0	1	29
23	ADAMS, Betsy	g	0-6	0-6	0-0	0	1	1	3	0	4	0	2	36	
30	IAMSTRONG, Joyce	g	2-7	2-6	0-0	0	2	2	5	6	0	3	0	2	25
04	MURRELL, Bethany	g	0-1	0-1	0-0	1	0	1	1	0	0	0	0	0	6
11	MOORE, Amanda	g	1-1	1-1	2-2	0	0	0	1	5	0	1	0	1	12
12	HAAS, Stephanie	g	0-1	0-1	0-0	0	0	0	0	0	1	2	0	0	10
13	CHATZIGIAKOUMI, Anth	g	2-6	2-6	0-0	0	1	1	1	6	2	1	1	0	17
21	GLUESING, Jaime	g	2-4	0-1	1-3	0	1	1	0	5	0	1	1	0	20
	Team					1	1	2							
	Totals		16-44	7-29	7-11	8	12	20	19	46	9	16	2	6	200

FG % 1st Half: 10-23 43.5% 2nd half: 6-21 28.6% Game: 16-44 36.4%
 3FG % 1st Half: 5-16 31.3% 2nd half: 2-13 15.4% Game: 7-29 24.1%
 FT % 1st Half: 1-2 50.0% 2nd half: 6-9 66.7% Game: 7-11 63.6%

Officials: Bryan Brunette, Geraldine Smith, Sue Blanch
 Technical fouls: South Carolina-None. Florida Gulf Coast-None.
 Attendance: 486
 2012 Ezybonds Global Payments Paradise Jam Women's Basketball Tournament
 Presented by Basketball Travelers
 REEF DIVISION

Score by periods	1st	
------------------	-----	--



Official Basketball Box Score -- Game Totals -- Final Statistics
#- /24 South Carolina vs Seton Hall
 12/2/12 2:00 PM at South Orange, N.J. (Walsh Gymnasium)



#- /24 South Carolina 55 • 9-0

#	Player	Total		3-Ptr		Rebounds			PF	TP	A	TO	Blk	Stl	Min
		FG-FGA	FG-FGA	FT-FTA	Off	Def	Tot								
21	BRUNER, Ashley	f	4-8	0-1	1-4	3	4	7	1	9	2	3	0	5	30
24	WELCH, Aleighsa	f	5-11	0-0	4-4	7	3	10	1	14	0	2	0	1	32
02	WALKER, Ieasia	g	2-7	2-5	0-3	1	2	3	2	6	1	4	1	1	36
20	WHITE, Sancheon	g	2-6	0-2	4-4	1	0	1	0	8	0	0	1	1	26
25	MITCHELL, Tiffany	g	4-7	2-2	3-9	3	8	11	3	13	1	4	0	1	28
05	SESSIONS, Khadijah	g	1-5	0-2	1-3	1	0	1	0	3	1	0	0	2	15
12	MONTOUT, Wilka	g	1-4	0-1	0-1	1	0	1	0	2	0	0	0	0	11
31	DOZIER, Asia	g	0-1	0-0	0-0	0	1	1	0	0	0	0	0	0	10
33	IBIAM, Elem	g	0-4	0-0	0-0	0	1	1	1	0	0	0	1	0	12
	Team					0	2	2							
Totals			19-53	4-13	13-28	17	21	38	8	55	5	14	3	11	200

FG % 1st Half: 10-31 32.3% 2nd half: 9-22 40.9% Game: 19-53 35.8% Deadball Rebounds 9,2
 3FG % 1st Half: 1-7 14.3% 2nd half: 3-6 50.0% Game: 4-13 30.8%
 FT % 1st Half: 3-9 33.3% 2nd half: 10-19 52.6% Game: 13-28 46.4%

Seton Hall 42 • 3-5

#	Player	Total		3-Ptr		Rebounds			PF	TP	A	TO	Blk	Stl	Min
		FG-FGA	FG-FGA	FT-FTA	Off	Def	Tot								
13	MASEKO, Alexandra	f	4-6	0-0	0-0	0	0	0	4	8	1	2	0	1	22
44	JOHNSON, Janee	f	3-8	0-0	0-0	2	7	9	2	6	0	2	2	1	35
02	MORRIS, Brittany	g	4-11	2-4	0-0	0	5	5	3	10	2	2	0	1	38
05	BROWN, Alexis	g	3-5	0-0	1-2	0	1	1	5	7	3	5	0	3	28
11	SIMMONS, Ka-Deirdre	g	3-7	1-1	0-0	0	1	1	1	7	5	4	0	4	39
01	RICHARDSON-SMITH, Richard	g	0-4	0-1	0-0	0	1	1	0	0	0	1	2	0	8
03	EKEDIOWE, Chizoba	g	0-1	0-0	0-0	1	1	2	5	0	0	2	1	0	10
05	SESSIONS, Khadijah	g	0-0	0-0	0-0	0	1	1	2	0	0	1	0	1	5
22	GREEN, Terry	g	1-3	1-2	0-0	0	3	3	1	3	0	0	0	0	9
55	JONES, Breanna	g	0-0	0-0	1-2	0	0	0	0	1	0	0	0	0	6
	Team					0	3	3							
Totals			18-45	4-8	2-4	3	23	26	23	42	11	20	5	11	200

FG % 1st Half: 10-21 47.6% 2nd half: 8-24 33.3% Game: 18-45 40.0% Deadball Rebounds 3
 3FG % 1st Half: 1-2 50.0% 2nd half: 3-6 50.0% Game: 4-8 50.0%
 FT % 1st Half: 1-2 50.0% 2nd half: 1-2 50.0% Game: 2-4 50.0%

Officials: Denise Brooks, Amy Bonner, Ed Sidlasky
 Technical fouls: #-/24 South Carolina-None. Seton Hall-TEAM.
 Attendance: 432

Unsporting Technical Foul on SHU HC Anne Donovan with 9:01 remaining in 2nd half.

Score by periods	1st	2nd	Total
#- /24 South Carolina	24	31	55
Seton Hall	22	20	42

	In	Off	2nd	Fast	Bench
Points	Paint	T/O	Chance	Break	
#- /24 South Carolina	30	20	13	6	5
SC SHU	22	10	2	10	4

Last FG - SC 2nd-00:31, SHU 2nd-01:07.

Largest lead - SC by 16 2nd-04:04, SHU by 6 1st-05:14.

Score tied - 2 times.
 Lead changed - 5 times.



Official Basketball Box Score -- Game Totals -- Final Statistics
Furman vs #- /21 South Carolina
 12/9/12 3 p.m. at Columbia, S.C./Colonial Life Arena



Furman 35 • 3-5

#	Player	Total		3-Ptr		Rebounds			PF	TP	A	TO	Blk	Stl	Min
		FG-FGA	FG-FGA	FT-FTA	Off	Def	Tot								
21	WILKINS, Holli	f	1-6	0-0	2-2	0	2	2	4	4	0	3	0	0	27
33	GRISWOLD, Teshia	f	2-9	1-5	4-4	2	2	4	0	9	1	0	0	0	38
03	NORWOOD, Erica	g	2-10	0-1	0-0	0	4	4	4	4	1	6	0	0	24
15	BRYAN, Savonia	g	0-2	0-0	0-0	0	4	4	2	0	0	2	0	0	20
31	HODGES, Brittany	g	3-6	0-0	4-4	3	4	7	4	10	0	3	1	0	38
11	REIMER, Courtney	g	0-0	0-0	0-0	0	0	0	0	0	0	0	0	0	2
12	ELLIS, Kelsey	g	0-1	0-0	0-0	0	1	1	0	0	0	0	0	0	9
14	MURPHY, Kaitlin	g	2-7	1-2	0-0	1	1	2	1	5	0	5	0	0	21
20	THOMPSON, Raegan	g	1-4	1-2	0-0	0	1	1	0	3	0	1	0	0	12
23	PETERSON, Alexis	g	0-1	0-0	0-0	1	2	3	0	0	0	2	0	0	7
42	GOODWIN, Shianne	g	0-0	0-0	0-0	0	0	0	0	0	0	0	0	0	2
	Team					2	3	5							
Totals			11-46	3-10	10-10	9	24	33	15	35	2	24	2	0	200

FG % 1st Half: 5-22 22.7% 2nd half: 6-24 25.0% Game: 11-46 23.9% Deadball Rebounds 0
 3FG % 1st Half: 0-3 0.0% 2nd half: 3-7 42.9% Game: 3-10 30.0%
 FT % 1st Half: 10-10 100.0 2nd half: 0-0 0.0% Game: 10-10 100.0

#- /21 South Carolina 69 • 10-0

#	Player	Total		3-Ptr		Rebounds			PF	TP	A	TO	Blk	Stl	Min
		FG-FGA	FG-FGA	FT-FTA	Off	Def	Tot								
21	BRUNER, Ashley	f	1-6	0-0	0-0	4	1	5	2	2	1	2	2	1	21
24	WELCH, Aleighsa	f	3-4	0-0	5-6	2	1	3	0	11	0	1	0	0	17
02	WALKER, Ieasia	g	4-10	0-3	1-1	1	2	3	1	9	1	1	0	5	21
20	WHITE, Sancheon	g	1-6	0-1	0-0	1	1	2	1	2	2	0	2	3	23
25	MITCHELL, Tiffany	g	8-13	0-1	0-2	2	2	4	1	16	1	2	0	5	29
05	SESSIONS, Khadijah	g	2-5	0-3	3-4	0	2	2	1	7	2	1	1	1	23
12	MONTOUT, Wilka	g	4-9	0-2	2-2	2	1	3	1	10	1	0	2	0	23
31	DOZIER, Asia	g	1-5	1-5	1-2	0	2	2	2	4	0	0	1	0	21
33	IBIAM, Elem	g	4-8	0-0	0-2	3	6	9	2	8	1	1	1	0	22
	Team					1	6	7							
Totals			28-66	1-15	12-19	16	24	40	11	69	9	8	9	15	200

FG % 1st Half: 15-32 46.9% 2nd half: 13-34 38.2% Game: 28-66 42.4% Deadball Rebounds 5,2
 3FG % 1st Half: 0-7 0.0% 2nd half: 1-8 12.5% Game: 1-15 6.7%
 FT % 1st Half: 7-11 63.6% 2nd half: 5-8 62.5% Game: 12-19 63.2%

Officials: Laura C. Morris, Bruce Morris, Nick Marshall
 Technical fouls: Furman-None. #-/21 South Carolina-None.
 Attendance: 2618

Score by periods	1st	2nd	Total
Furman	20	15	35
#- /21 South Carolina	37	32	69

	In	Off	2nd	Fast	Bench
Points	Paint	T/O	Chance	Break	
FUR	12	6	9	7	8
SC	42	31	17	20	29

Last FG - FUR 2nd-02:28, SC 2nd-01:07.

Largest lead - FUR None, SC by 34 2nd-02:47.

Score tied - 0 times.
 Lead changed - 0 times.



Official Basketball Box Score -- Game Totals -- Final Statistics
#1/1 Stanford vs #21/17 South Carolina
 12/19/12 7:40 p.m. at Columbia, S.C./Colonial Life Arena



#1/1 Stanford 53 • 10-0

#	Player	Total		3-Ptr		Rebounds			PF	TP	A	TO	Blk	Stl	Min
		FG-FGA	FG-FGA	FT-FTA	Off	Def	Tot								
03	Ruef, Mikaela	f	2-3	0-0	0-0	0	6	6	3	4	0	1	0	0	22
13	Ogwumike, Chiney	f	8-16	0-0	5-7	2	13	15	3	21	0	4	4	0	40
44	Tinkle, Joslyn	g	0-1	0-0	0-0	0	1	6	3	0	1	2	7	1	36
31	Kokenis, Toni	g	4-13	0-1	7-7	0	1	1	4	15	0	3	0	1	35
33	Orange, Amber	g	5-11	0-0	1-1	1	3	4	1	11	3	7	0	2	37
04	Greenfield, Taylor	g	0-1	0-1	0-0	0	0	0	0	0	0	0	0	0	11
23	Camp, Jasmine	g	0-0	0-0	0-0	0	0	0	0	0	0	1	0	0	3
25	Payne, Erica	g	0-0	0-0	0-0	0	0	0	0	0	0	0	0	0	3
41	Samuelson, Bonnie	g	0-2	0-2	2-2	1	2	3	1	2	0	0	0	0	13
	Team					4	2	6							
Totals			19-47	0-4	15-17	9	33	42	15	53	4	18	11	4	200

FG % 1st Half: 9-23 39.1% 2nd half: 10-24 41.7% Game: 19-47 40.4% Deadball Rebounds 1,1
 3FG % 1st Half: 0-3 0.0% 2nd half: 0-1 0.0% Game: 0-4 0.0%
 FT % 1st Half: 6-8 75.0% 2nd half: 9-9 100.0% Game: 15-17 88.2%

#21/17 South Carolina 49 • 10-1

#	Player	Total		3-Ptr		Rebounds			PF	TP	A	TO	Blk	Stl	Min
		FG-FGA	FG-FGA	FT-FTA	Off	Def	Tot								
21	BRUNER, Ashley	f	1-9	0-0	3-4	2	6	8	3	5	1	2	0	2	35
24	WELCH, Aleighsa	f	7-10	0-0	3-6	1	4	5	3	17	2	0</			



Official Basketball Box Score -- Game Totals -- Final Statistics
#18/16 South Carolina vs #13/12 Georgia
 01/13/13 1:00 PM ET at Stegeman Coliseum -- Athens, Ga.



#18/16 South Carolina 40 • 14-3 (2-2)

##	Player	Total		3-Ptr		Rebounds			PF	TP	A	TO	Bk	Stl	Min													
		FG-FGA	FG-FGA	FT-FTA	Off	Def	Tot																					
02	WALKER, Ieasia	* 2-11	0-5	3-8	1	3	7	2	7	3	5	0	6	39														
20	WHITE, Sancheon	* 0-5	0-2	2-2	1	3	4	4	2	1	4	0	3	35														
21	BRUNER, Ashley	* 2-6	0-0	0-0	3	5	8	1	4	1	4	0	1	37														
24	WELCH, Aleighsa	* 8-10	0-0	3-5	3	2	5	2	19	1	2	0	1	33														
25	MITCHELL, Tiffany	* 3-10	0-2	0-1	4	6	10	1	6	2	5	0	1	36														
05	SESSIONS, Khadijah	0-1	0-1	0-0	0	0	0	0	0	0	1	0	0	1														
12	MONTOUT, Wilka	0-0	0-0	0-0	0	0	0	0	0	0	0	0	0	1														
31	DOZIER, Asia	0-2	0-1	0-0	0	0	0	0	0	0	0	0	0	6														
33	IBIAM, Elem	1-2	0-0	0-0	0	1	1	2	2	0	2	0	1	12														
Team						0		2		1																		
Totals		16-47		0-11		8-16			12		25		37		12		40		8		24		0		13		200	

FG % 1st Half: 11-24 45.8% 2nd half: 5-23 21.7% Game: 16-47 34.0% Deadball Rebounds 6
 3FG % 1st Half: 0-4 0.0% 2nd half: 0-7 0.0% Game: 0-11 0.0%
 FT % 1st Half: 3-7 42.9% 2nd half: 5-9 55.6% Game: 8-16 50.0%

#13/12 Georgia 42 • 15-2 (3-1)

##	Player	Total		3-Ptr		Rebounds			PF	TP	A	TO	Bk	Stl	Min											
		FG-FGA	FG-FGA	FT-FTA	Off	Def	Tot																			
01	Miller,Khaalidah	* 3-7	1-2	1-1	0	3	3	1	8	3	0	0	0	35												
03	Armstrong,Anne Marie	* 0-7	0-2	0-0	0	0	0	3	0	4	2	0	2	32												
10	James,Jasmine	* 3-8	0-0	2-4	0	5	5	0	8	2	7	0	5	37												
12	Hassell,Jasmine	* 8-13	0-0	3-4	2	2	4	2	19	0	3	0	0	30												
20	Barbee,Shacobia	* 0-1	0-0	1-3	1	6	7	3	1	2	3	0	1	25												
11	Griffin,Tiarra	1-2	0-1	0-0	0	2	2	0	2	0	3	0	2	13												
13	Hempe,Merritt	1-3	0-1	0-0	0	1	1	1	2	0	0	0	1	7												
15	Donald,Krista	0-2	0-1	0-0	0	0	0	2	0	0	1	0	0	8												
22	Causwell,Kaelyn	0-0	0-0	0-0	0	0	0	2	0	0	2	1	0	3												
24	Butler,Marjorie	0-1	0-1	0-0	0	0	0	0	0	0	0	0	0	3												
31	Ford,Erika	1-2	0-1	0-0	1	0	1	0	2	0	0	0	0	7												
Team						3		2		5																
Totals		17-46		1-9		7-12			17		28		14		42		11		21		1		11		200	

FG % 1st Half: 11-27 40.7% 2nd half: 6-19 31.6% Game: 17-46 37.0% Deadball Rebounds 2
 3FG % 1st Half: 1-6 16.7% 2nd half: 0-3 0.0% Game: 1-9 11.1%
 FT % 1st Half: 2-3 66.7% 2nd half: 5-9 55.6% Game: 7-12 58.3%

Officials: Lisa Mattingly, Brian Hall, Mike McConnell
 Technical fouls: #18/16 South Carolina-None. #13/12 Georgia-None.
 Attendance: 3579

Score by periods	1st	2nd	Total
#18/16 South Carolina	25	15	40
#13/12 Georgia	25	17	42

	In	Off	2nd	Fast	Bench
Points	26	14	10	4	2
SC	26	16	6	6	
GA	26	16	6	6	

Last FG - SC 2nd-01:14, GA 2nd-01:30. Largest lead - SC by 6 1st-15:59, GA by 5 2nd-01:30. Score tied - 5 times. Lead changed - 7 times.



Official Basketball Box Score -- Game Totals -- Final Statistics
#19/18 South Carolina vs Florida
 01/20/13 1 pm ET at Gainesville, FL * O'Connell Center



#19/18 South Carolina 52 • 16-3, 4-2 SEC

##	Player	Total		3-Ptr		Rebounds			PF	TP	A	TO	Bk	Stl	Min											
		FG-FGA	FG-FGA	FT-FTA	Off	Def	Tot																			
21	BRUNER, Ashley	f 5-12	0-0	4-14	3	6	9	2	14	0	1	1	1	37												
24	WELCH, Aleighsa	f 2-8	0-0	4-5	8	4	12	1	8	0	0	1	1	38												
02	WALKER, Ieasia	g 3-9	2-4	0-0	0	4	4	4	8	0	1	0	1	26												
20	WHITE, Sancheon	g 0-4	0-1	0-0	0	3	3	5	0	1	1	0	0	14												
25	MITCHELL, Tiffany	g 2-12	0-2	2-2	6	5	11	0	6	1	3	0	1	30												
05	SESSIONS, Khadijah	3-9	3-6	6-10	2	3	5	2	15	2	2	0	0	28												
12	MONTOUT, Wilka	0-1	0-0	0-0	0	0	0	0	0	0	0	0	0	4												
31	DOZIER, Asia	0-6	0-4	0-0	0	1	1	0	0	2	0	0	0	7												
33	IBIAM, Elem	0-3	0-0	1-2	3	2	5	1	1	0	1	2	0	16												
Team						4		5		9		1														
Totals		15-64		5-17		17-33			26		33		59		15		52		6		10		4		200	

FG % 1st Half: 8-33 24.2% 2nd half: 7-31 22.6% Game: 15-64 23.4% Deadball Rebounds 7
 3FG % 1st Half: 3-13 23.1% 2nd half: 2-4 50.0% Game: 5-17 29.4%
 FT % 1st Half: 5-10 50.0% 2nd half: 12-23 52.2% Game: 17-33 51.5%

Florida 44 • 13-6, 2-3 SEC

##	Player	Total		3-Ptr		Rebounds			PF	TP	A	TO	Bk	Stl	Min													
		FG-FGA	FG-FGA	FT-FTA	Off	Def	Tot																					
34	McIntyre,Vicky	c 2-6	0-0	0-0	3	3	6	1	4	0	0	3	0	17														
03	Miller,January	g 1-3	0-2	3-4	1	4	5	4	5	3	2	1	0	25														
04	Needles,Carlie	g 0-3	0-3	0-1	0	2	2	4	0	0	3	0	0	32														
10	Bonds,Jaterra	g 6-16	1-5	3-6	1	3	4	2	16	0	0	0	1	39														
22	Lewis,Kayla	g 2-7	0-1	0-0	2	6	8	1	4	0	1	0	0	24														
25	Mercer,Christin	g 3-11	0-0	0-0	1	4	5	4	6	1	0	1	1	23														
31	Svete,Lily	1-1	1-1	0-0	0	0	0	2	3	1	1	1	1	15														
40	Moss,Sydney	2-10	0-1	2-4	0	8	8	3	6	1	2	0	2	25														
Team						1		2		3																		
Totals		17-57		2-13		8-15			9		32		41		21		44		6		9		6		5		200	

FG % 1st Half: 6-26 23.1% 2nd half: 11-31 35.5% Game: 17-57 29.8% Deadball Rebounds 5
 3FG % 1st Half: 1-5 20.0% 2nd half: 1-8 12.5% Game: 2-13 15.4%
 FT % 1st Half: 4-6 66.7% 2nd half: 4-9 44.4% Game: 8-15 53.3%

Officials: Bob Trammell, Wesley Dean, Rob Fessler
 Technical fouls: #19/18 South Carolina-None. Florida-None.
 Attendance: 1503
 USC#20 S.White fouls out at :49(2)

Score by periods	1st	2nd	Total
#19/18 South Carolina	24	28	52
Florida	17	27	44

	In	Off	2nd	Fast	Bench
Points	14	5	9	4	16
SC	14	5	9	4	16
UF	24	6	3	6	15

Last FG - SC 2nd-09:39, UF 2nd-00:19. Largest lead - SC by 11 1st-08:43, UF None. Score tied - 3 times. Lead changed - 0 times.

Official Basketball Box Score -- Game Totals -- Final Statistics
LSU vs #19/18 South Carolina
 01/17/13 7 p.m. at Columbia, S.C./Carolina Coliseum

LSU 59 • 11-7, 2-3 SEC

##	Player	Total		3-Ptr		Rebounds			PF	TP	A	TO	Bk	Stl	Min											
		FG-FGA	FG-FGA	FT-FTA	Off	Def	Tot																			
23	MCKINNEY, Shanece	f 0-0	0-0	0-0	0	2	2	2	0	2	0	1	1	0	16											
55	PLAISANCE, Theresa	f 7-17	1-2	3-5	1	8	9	2	18	1	4	1	0	34												
10	LUTLEY, Bianca	g 7-14	0-3	2-5	1	1	2	3	16	4	7	0	1	33												
03	WEBB, Adrienne	g 6-8	2-2	0-0	0	7	7	2	14	1	0	0	0	35												
32	BALLARD, Danielle	g 2-7	0-0	1-2	2	1	3	1	5	2	4	2	4	30												
01	YOUNGBLOOD, Derreya	0-0	0-0	0-0	0	2	2	4	0	0	0	1	0	10												
05	KENNEY, Jeanne	3-8	0-0	0-0	0	2	2	3	6	5	0	2	0	24												
20	BAKER, Kuaneshia	0-0	0-0	0-0	0	2	2	1	0	0	1	0	1	6												
42	BOYKIN, Sheila	0-0	0-0	0-0	0	3	3	3	0	0	1	0	0	12												
Team						3		2		5																
Totals		25-54		3-7		6-12			7		30		37		21		59		13		18		7		200	

FG % 1st Half: 10-25 40.0% 2nd half: 15-29 51.7% Game: 25-54 46.3% Deadball Rebounds 2
 3FG % 1st Half: 2-4 50.0% 2nd half: 1-3 33.3% Game: 3-7 42.9%
 FT % 1st Half: 2-2 100.0 2nd half: 4-10 40.0% Game: 6-12 50.0%

#19/18 South Carolina 66 • 15-3, 3-2 SEC

##	Player	Total		3-Ptr		Rebounds			PF	TP	A	TO	Bk	Stl	Min													
		FG-FGA	FG-FGA	FT-FTA	Off	Def	Tot																					
21	BRUNER, Ashley	f 6-14	0-0	1-3	4	8	12	2	13	4	1	1	1	35														
24	WELCH, Aleighsa	f 4-7	0-0	6-9	3	4	7	3	14	2	2	0	1	32														
02	WALKER, Ieasia	g 9-16	4-9	2-2	0	2	2	2	24	0	1	1	5	37														
20	WHITE, Sancheon	g 0-5	0-3	0-0	1	1	2	4	0	3	1	0	0	27														
25	MITCHELL, Tiffany	g 3-9	0-3	6-10	3	4	7	1	12	3	3	1	3	35														
05	SESSIONS, Khadijah	0-1	0-1	0-0	0	0	0	1	0	2	1	0	0	6														
12	MONTOUT, Wilka	0-3	0-0	0-0	1	0	1	0	0	0	0	0	0	4														
31	DOZIER, Asia	1-4	1-3	0-0	0	1	1	2	3	0	0	0	0	12														
33	IBIAM, Elem	0-3	0-0	0-0	4	3	7	1	0	0	1	2	0	12														
Team						1		2		3																		
Totals		23-62		5-19		15-24			17		25		42		16		66		14		10		5		10		200	

FG % 1st Half: 10-34 29.4% 2nd half: 13-28 46.4% Game: 23-62 37.1% Deadball Rebounds 1,1
 3FG % 1st Half: 2-11 18.2% 2nd half: 3-8 37.5% Game: 5-19 26.3%
 FT % 1st Half: 4-7 57.1% 2nd half: 11-17 64.7% Game: 15-24 62.5%

Officials: Dee Kantner, Tina Napier, Maj Forsberg
 Technical fouls: LSU-None. #19/18 South Carolina-None.
 Attendance: 1991

Score by periods	1st	2nd	Total
LSU	24	35	59
#19/18 South Carolina	26	40	66

	In	Off	2nd	Fast	Bench
Points	38	14	4	8	6
LSU	38	14	4	8	6
SC	30	19	11	14	3

Last FG - LSU 2nd-00:21, SC 2nd-02:01. Largest lead -



Official Basketball Box Score -- Game Totals -- Final Statistics
#18/14 South Carolina vs Arkansas
 01/27/13 2 p.m. at Bud Walton Arena (Fayetteville, Ark.)



#18/14 South Carolina 43 • 18-3, 6-2 SEC

##	Player	FG	FGA	FT	FTA	Rebounds			PF	TP	A	TO	Blk	Stl	Min
						Off	Def	Tot							
21	BRUNER, Ashley	f	5-12	0-1	1-6	2	5	7	1	11	0	3	0	5	36
24	WELCH, Aleighsa	f	3-5	0-0	1-1	4	1	5	0	7	2	1	3	0	39
02	WALKER, Ieasia	g	2-10	2-6	1-2	0	2	2	1	7	3	2	0	5	33
20	WHITE, Sancheon	g	2-5	1-3	0-0	1	1	2	3	5	2	2	2	1	27
25	MITCHELL, Tiffany	g	3-9	0-2	2-2	1	7	8	2	8	2	5	0	1	36
05	SESSIONS, Khadijah		1-3	0-0	1-2	0	2	2	1	3	0	1	0	0	14
12	MONTOUT, Wilka		0-1	0-1	0-0	0	0	0	0	0	0	0	0	0	2
31	DOZIER, Asia		0-1	0-1	0-0	0	1	1	0	0	0	0	0	0	6
33	IBIAM, Elem		1-2	0-0	0-0	1	0	1	2	2	0	1	0	0	7
	Team					2	1	3			1				
	Totals		17-48	3-14	6-13	11	20	31	10	43	9	16	5	12	200

FG % 1st Half: 11-26 42.3% 2nd half: 6-22 27.3% Game: 17-48 35.4% Deaddball Rebounds 4,2
 3FG % 1st Half: 3-6 50.0% 2nd half: 0-3 0.0% Game: 3-14 21.4%
 FT % 1st Half: 3-6 50.0% 2nd half: 3-7 42.9% Game: 6-13 46.2%

Arkansas 40 • 14-6, 2-5 SEC

##	Player	FG	FGA	FT	FTA	Rebounds			PF	TP	A	TO	Blk	Stl	Min
						Off	Def	Tot							
01	PEAK, Keira	f	1-8	0-2	0-4	2	1	3	1	2	1	4	1	3	33
24	WILLIAMS, Quistelle	f	4-7	0-1	0-0	4	6	10	3	8	0	1	0	1	23
42	BOWEN, Jhasmin	f	6-10	0-0	1-2	1	3	4	4	13	0	1	0	1	33
11	BERNA, Calli	g	2-9	1-4	2-4	3	7	10	0	7	6	5	0	0	40
12	WILSON, Dominique	g	2-6	1-3	0-0	1	1	2	0	5	0	0	0	1	21
04	WATKINS, Sarah		0-4	0-0	0-0	2	2	4	4	0	1	1	0	0	20
14	GATLING, Erin		1-5	1-2	2-2	1	0	1	1	5	2	1	0	2	23
21	ROBINSON, Dominique		0-0	0-0	0-0	0	0	0	1	0	0	2	0	0	3
25	BAILEY, Joey		0-1	0-0	0-0	0	0	0	0	0	0	0	0	0	3
33	WOLFF, Melissa		0-0	0-0	0-0	0	1	1	0	0	0	0	0	0	1
	Team					1	2	3			2				
	Totals		16-50	3-12	5-12	15	23	38	14	40	10	17	1	8	200

FG % 1st Half: 10-22 45.5% 2nd half: 6-28 21.4% Game: 16-50 32.0% Deaddball Rebounds 4
 3FG % 1st Half: 1-3 33.3% 2nd half: 2-9 22.2% Game: 3-12 25.0%
 FT % 1st Half: 1-4 25.0% 2nd half: 4-8 50.0% Game: 5-12 41.7%

Officials: Mark Zentz, Gina Cross, Kevin Pethtel
 Technical fouls: #18/14 South Carolina-None. Arkansas-None.
 Attendance: 2321
 Estimated Actual Attendance: 1,804

Score by periods	1st	2nd	Total
#18/14 South Carolina	28	15	43
Arkansas	22	18	40

Last FG - SC 2nd-03:44, AR 2nd-00:59.
 Largest lead - SC by 9 1st-09:16, AR by 1 1st-18:20.

Score tied - 2 times.
 Lead changed - 4 times.



Official Basketball Box Score -- Game Totals -- Final Statistics
#15/12 South Carolina vs Alabama
 02/07/13 6:30 p.m. at Tuscaloosa, Ala. (Foster Auditorium)



#15/12 South Carolina 65 • 20-3, 8-2 SEC

##	Player	FG	FGA	FT	FTA	Rebounds			PF	TP	A	TO	Blk	Stl	Min
						Off	Def	Tot							
02	WALKER, Ieasia	*	2-8	1-4	0-2	3	6	9	2	5	4	2	0	1	32
20	WHITE, Sancheon	*	2-8	0-5	2-3	2	5	7	1	6	0	2	0	0	32
21	BRUNER, Ashley	*	7-13	0-1	1-3	6	5	11	2	15	4	1	0	2	31
24	WELCH, Aleighsa	*	6-8	0-0	4-5	7	3	10	1	16	1	1	1	1	35
25	MITCHELL, Tiffany	*	1-6	0-2	0-0	0	2	2	3	2	1	2	0	0	15
05	SESSIONS, Khadijah		1-8	0-1	2-2	0	1	1	1	4	2	1	0	0	24
12	MONTOUT, Wilka		0-3	0-3	0-0	1	1	2	0	0	0	1	0	0	6
31	DOZIER, Asia		2-3	1-2	0-0	1	1	2	1	5	1	1	0	1	8
33	IBIAM, Elem		5-8	0-0	2-4	3	2	5	0	12	0	2	1	0	17
	Team					1	3	4			1				
	Totals		26-65	2-18	11-19	24	29	53	11	65	13	14	2	5	200

FG % 1st Half: 14-34 41.2% 2nd half: 12-31 38.7% Game: 26-65 40.0% Deaddball Rebounds 6
 3FG % 1st Half: 1-10 10.0% 2nd half: 1-8 12.5% Game: 2-18 11.1%
 FT % 1st Half: 2-3 66.7% 2nd half: 9-16 56.3% Game: 11-19 57.9%

Alabama 53 • 12-11, 2-8 SEC

##	Player	FG	FGA	FT	FTA	Rebounds			PF	TP	A	TO	Blk	Stl	Min
						Off	Def	Tot							
00	Simmons, Daisha	*	7-14	2-3	2-2	0	2	2	3	18	2	2	0	1	34
03	Robinson, Jasmine	*	4-8	1-2	2-4	1	3	4	0	11	0	3	0	1	27
10	Perkins, Meghan	*	1-3	0-0	0-2	1	1	2	1	2	0	2	0	1	9
12	Myers, Shafontaye	*	4-7	3-6	0-1	0	2	2	0	11	1	1	0	0	35
40	Horn, Kaneisha	*	2-5	0-0	0-0	0	4	4	5	4	1	4	0	0	19
11	Merritt, Jessica		1-3	0-1	0-0	1	0	1	0	2	0	0	0	0	8
13	Hegstetter, Nikki		0-1	0-1	0-0	1	0	1	4	0	0	0	0	0	18
25	Hutchen, Briana		1-3	0-0	0-0	1	1	2	3	2	0	0	1	0	18
30	Jack, Brittany		0-3	0-2	0-0	1	0	1	0	0	0	0	0	0	10
32	Mitcham, Alicia		1-8	0-0	1-2	1	2	3	1	3	3	0	1	0	22
	Team					1	1	2							
	Totals		21-55	6-15	5-11	8	16	24	17	53	7	12	2	3	200

FG % 1st Half: 11-26 42.3% 2nd half: 10-29 34.5% Game: 21-55 38.2% Deaddball Rebounds 3,1
 3FG % 1st Half: 3-9 33.3% 2nd half: 3-6 50.0% Game: 6-15 40.0%
 FT % 1st Half: 2-4 50.0% 2nd half: 3-7 42.9% Game: 5-11 45.5%

Officials: Cameron Inouye, Eric Brewton, Amy Bonner
 Technical fouls: #15/12 South Carolina-None. Alabama-Horn, Kaneisha 2.
 Attendance: 984

Score by periods	1st	2nd	Total
#15/12 South Carolina	31	34	65
Alabama	27	26	53

Last FG - SC 2nd-03:24, UA 2nd-01:07.
 Largest lead - SC by 20 2nd-07:47, UA None.

Score tied - 0 times.
 Lead changed - 0 times.



Official Basketball Box Score -- Game Totals -- Final Statistics
Auburn vs #15/13 South Carolina
 02/03/13 3 p.m. at Columbia, S.C./Colonial Life Arena



Auburn 51 • 13-9, 2-7 SEC

##	Player	FG	FGA	FT	FTA	Rebounds			PF	TP	A	TO	Blk	Stl	Min
						Off	Def	Tot							
14	Alverson, Blanche	f	1-4	0-3	0-1	0	5	5	1	2	0	0	0	0	22
32	Tanner, Tyrese	f	4-11	0-1	2-2	2	2	4	5	10	3	0	0	0	36
34	Davis, Peyton	c	1-2	0-0	0-0	0	1	1	4	2	1	2	0	1	13
03	Muhammad, Najat	g	3-7	1-3	0-0	1	2	3	4	7	5	4	0	0	34
12	Ouardad, Hasina	g	2-13	0-0	3-4	1	0	1	2	7	1	4	0	2	26
20	West, Pascale	g	0-1	0-0	0-0	0	0	0	0	0	0	0	0	0	7
21	Clay, Chadarryl		3-6	1-1	0-2	2	1	3	0	7	1	2	0	2	17
22	King, Julie		1-1	0-0	0-0	1	1	2	0	2	0	1	0	0	11
35	Capers, Cabriana		2-4	0-0	0-0	4	3	7	3	4	1	0	0	0	14
44	Tanner, Tra'cee		5-7	0-0	0-0	3	1	4	4	10	1	1	0	1	20
	Team					4	1	5			2				
	Totals		22-56	2-8	5-9	18	17	35	23	51	13	16	0	6	200

FG % 1st Half: 9-22 40.9% 2nd half: 13-34 38.2% Game: 22-56 39.3% Deaddball Rebounds 2,1
 3FG % 1st Half: 2-3 66.7% 2nd half: 0-5 0.0% Game: 2-8 25.0%
 FT % 1st Half: 2-4 50.0% 2nd half: 3-5 60.0% Game: 5-9 55.6%

#15/13 South Carolina 59 • 19-3, 7-2 SEC

##	Player	FG	FGA	FT	FTA	Rebounds			PF	TP	A	TO	Blk	Stl	Min
						Off	Def	Tot							
21	BRUNER, Ashley	f	3-5	0-0	0-2	2	1	3	3	6	1	2	1	1	29
24	WELCH, Aleighsa	f	2-4	0-0	6-8	1	2	3	2	10	1	1	1	2	37
02	WALKER, Ieasia	g	2-7	2-7	4-4	1	3	4	2	8	5	3	1	4	34
20	WHITE, Sancheon	g	1-3	1-2	0-0	1	1	2	1	3	1	2	0	0	22
25	MITCHELL, Tiffany	g	3-9	1-2	3-5	0	4	4	2	10	0	2	0	2	34
05	SESSIONS, Khadijah		5-9	1-3	8-9	2	1	3	1	19	3	2	0	0	25
12	MONTOUT, Wilka		1-2	1-2	0-0	1	1	2	0	3	0	0	0	0	5
31	DOZIER, Asia														



Official Basketball Box Score -- Game Totals -- Final Statistics
#16/14 South Carolina vs #9/7 Kentucky
 02/14/13 7 PM EST at MEMORIAL COLISEUM-LEXINGTON, KY



#16/14 South Carolina 74 • 20-5, 8-4

#	Player	Total		3-Ptr		Rebounds			PF	TP	A	TO	Blk	Stl	Min
		FG-FGA	FG-FGA	FT-FTA	Off	Def	Tot								
02	WALKER, Ieasia *	3-11	1-4	3-4	1	5	6	2	10	2	1	0	0	0	39
20	WHITE, Sancheon *	1-3	0-1	0-0	1	2	3	4	2	0	2	0	0	0	20
21	BRUNER, Ashley *	6-9	0-0	1-3	1	9	10	2	13	2	3	0	1	33	
24	WELCH, Aleighsa *	4-7	0-0	7-9	1	3	4	3	15	4	3	3	0	34	
25	MITCHELL, Tiffany *	3-5	0-1	0-0	1	1	2	5	6	1	4	0	0	19	
05	SESSIONS, Khadijah *	1-4	0-0	1-3	0	1	1	4	3	1	6	0	1	18	
31	DOZIER, Asia	4-4	2-2	0-0	0	4	4	2	10	1	0	0	0	15	
33	IBIAM, Elem	6-7	0-0	3-3	3	2	5	2	15	0	2	2	0	22	
	Team				1	4	5				1				
Totals		28-50	3-8	15-22	9	31	40	24	74	11	22	5	2	200	

FG % 1st Half: 18-32 56.3% 2nd half: 10-18 55.6% Game: 28-50 56.0% Deadball Rebounds 2
 3FG % 1st Half: 3-5 60.0% 2nd half: 0-3 0.0% Game: 3-8 37.5%
 FT % 1st Half: 5-6 83.3% 2nd half: 10-16 62.5% Game: 15-22 68.2%

#9/7 Kentucky 78 • 22-3, 10-2

#	Player	Total		3-Ptr		Rebounds			PF	TP	A	TO	Blk	Stl	Min
		FG-FGA	FG-FGA	FT-FTA	Off	Def	Tot								
00	O'Neill, Jennifer *	6-17	1-3	6-7	1	5	6	4	19	2	1	0	0	36	
01	Mathies, A'dia *	4-18	1-2	6-6	3	4	7	2	15	1	3	0	4	37	
11	Stallworth, DeNesha *	4-8	0-0	1-3	2	0	2	1	9	0	0	0	1	16	
23	Walker, Samarie *	2-5	0-0	3-4	2	4	6	4	7	1	0	2	1	19	
32	Evans, Kastine *	4-7	1-3	2-2	1	0	1	2	11	0	0	0	2	28	
03	Thompson, Janee	1-1	0-0	0-0	0	0	0	1	2	0	1	0	0	4	
10	Pinkett, Bernisha	0-0	0-0	0-0	0	0	0	0	0	0	0	0	0	6	
13	Goss, Bria	4-5	1-2	4-5	0	1	1	0	13	3	1	0	1	28	
31	Drake, Samantha	0-0	0-0	0-0	0	0	0	0	0	0	0	0	0	1	
40	Henderson, Brittany	1-1	0-0	0-0	1	0	1	0	2	1	1	0	0	3	
50	Bishop, Azia	0-9	0-1	0-0	2	3	5	5	0	0	2	0	0	22	
	Team				4	0	4								
Totals		26-71	4-11	22-27	16	17	33	19	78	8	9	2	9	200	

FG % 1st Half: 12-39 30.8% 2nd half: 14-32 43.8% Game: 26-71 36.6% Deadball Rebounds 3,1
 3FG % 1st Half: 1-5 20.0% 2nd half: 3-6 50.0% Game: 4-11 36.4%
 FT % 1st Half: 5-8 62.5% 2nd half: 17-19 89.5% Game: 22-27 81.5%

Officials: DENISE BROOKS, MARK ZENTZ, MICHAEL MCCONNELL
 Technical fouls: #16/14 South Carolina-None. #9/7 Kentucky-None.
 Attendance: 5828

Score by periods	1st	2nd	Total
#16/14 South Carolina	44	30	74
#9/7 Kentucky	30	48	78

Points	In Paint	Off T/O	2nd Chance	Fast Break	Bench
SC	44	6	9	0	28
UK	32	24	8	0	17

Last FG - SC 2nd-00:09, UK 2nd-00:25.
 Largest lead - SC by 16 2nd-19:45, UK by 4 1st-18:35.


Score tied - 6 times.
 Lead changed - 6 times.



2012-13 South Carolina Basketball
South Carolina Points-Rebounds-Assists (as of Feb 14, 2013)
All games



Opponent	Date	Score	02	05	12	15	20	21	24	25	31	33
			WALKER,IEA	SESSIONS,K	MONTGOM, W	DAVIS,TIFF	WHITESANC	BRUNERAS	WELCH,ALEI	MITCHELL,T	DOZIER,ASI	IBIAME,LEM
ELON	11/09/12	77-44 w	13-4-4	8-0-0	1-2-2	6-3-3	8-1-2	15-3-0	9-9-1	9-2-3	4-10-0	4-1-0
at LATECH	11/12/12	82-58 w	10-3-8	3-1-1	12-3-0	4-1-0	4-8-2	17-2-3	14-8-1	13-8-0	5-2-5	DNP
SSU	11/15/12	78-47 w	10-1-5	6-3-4	9-6-0	2-0-1	9-4-1	8-12-1	13-12-0	10-5-4	11-3-2	DNP
CU	11/18/12	64-43 w	9-8-4	3-1-1	4-1-1	DNP	3-6-0	16-8-0	7-6-0	16-6-2	0-5-1	6-0-0
vs HAM	11/22/12	45-34 w	6-2-1	2-1-1	3-2-0	DNP	0-6-0	5-12-2	16-11-1	7-8-2	5-3-0	1-5-0
vs FGCU	11/23/12	65-46 w	6-1-2	5-1-2	2-5-1	DNP	11-5-2	15-4-1	14-11-0	8-11-3	2-1-1	2-4-0
vs DPU	11/24/12	55-46 w	11-6-0	6-1-0	2-1-0	DNP	10-5-0	11-12-0	9-10-1	6-6-0	0-1-0	0-1-0
DREXEL	11/28/12	58-55 w	6-2-2	3-0-0	0-0-0	DNP	5-4-2	12-8-2	12-15-0	14-2-1	3-1-1	3-3-0
at SHU	12/02/12	55-42 w	6-3-1	3-1-1	2-1-0	DNP	8-1-0	9-7-2	14-10-0	13-11-1	0-1-0	0-1-0
FUR	12/09/12	69-35 w	9-3-1	7-2-2	10-3-1	DNP	2-2-2	2-5-1	11-3-0	16-4-1	4-2-0	8-9-1
STAN	12/19/12	49-53 L	15-3-3	0-0-0	0-0-0	DNP	5-3-0	5-8-1	17-5-2	2-5-0	5-0-0	0-3-0
SCSU	12/21/12	65-45 w	0-1-3	8-1-1	2-1-0	DNP	3-1-0	1-8-4	16-14-0	21-11-2	3-4-3	11-2-0
WCU	12/29/12	66-44 w	9-1-4	7-2-2	6-2-0	DNP	7-2-2	4-5-2	8-6-2	12-2-1	5-2-1	8-9-1
UT	01/03/13	53-73 L	10-7-3	1-1-0	0-2-0	DNP	7-7-1	12-6-1	6-5-0	14-5-1	3-2-0	0-3-0
at MS	01/06/13	60-46 w	8-4-1	5-0-1	2-4-0	DNP	11-6-0	7-5-0	16-7-3	5-5-0	1-2-0	5-3-0
VANDY	01/10/13	64-48 w	12-3-5	4-2-1	3-2-2	DNP	5-8-2	9-7-3	13-5-1	7-3-0	2-1-1	9-2-0
at GA	01/13/13	40-42 L	7-7-3	0-0-0	0-0-0	DNP	2-4-1	4-8-1	19-5-1	6-10-2	0-0-0	2-1-0
LSU	01/17/13	66-59 w	24-2-0	0-0-2	0-1-0	DNP	0-2-3	13-12-4	14-7-2	12-7-3	3-1-0	0-7-0
at UF	01/20/13	52-44 w	8-4-0	15-5-2	0-0-0	DNP	0-3-1	14-9-0	8-12-0	6-11-1	0-1-2	1-5-0
UK	01/24/13	55-50 w	16-8-4	8-2-0	DNP	DNP	0-3-0	5-6-1	11-7-1	7-2-2	DNP	8-8-0
at AR	01/27/13	43-40 w	7-2-3	3-2-0	0-0-0	DNP	5-2-2	11-7-0	7-5-2	8-8-2	0-1-0	2-1-0
AU	02/03/13	59-51 w	8-4-5	19-3-3	3-2-0	DNP	3-2-1	6-3-1	10-3-1	10-4-0	0-1-0	0-3-0
at UA	02/07/13	65-53 w	5-9-4	4-1-2	0-2-0	DNP	6-7-0	15-11-4	16-10-1	2-2-1	5-2-1	12-5-0
TAMU	02/10/13	48-50 L	16-5-4	3-4-2	DNP	DNP	2-7-1	9-9-1	6-8-0	10-2-1	0-0-0	2-2-0
at UK	02/14/13	74-78 L	10-6-2	3-1-1	DNP	DNP	2-3-0	13-10-2	15-4-4	6-2-1	10-4-1	15-5-0





2012-13 South Carolina Basketball
South Carolina Team Game-by-Game Comparison (as of Feb 14, 2013)
All games



Opponent	1st	2nd	Score	Mar	Total FG	FG Pct	3-Pointers	3FG Pct	Free Throws	FT Pct	Rebounds	Assist	T/Over	Block	Steal	Fouls	
ELON	41/25	36/19	77-44	+33	31-70/16-54	.443/.296	0-14/2-7	.000/.286	15-30/10-13	.500/.759	53/33	+20	15/4	15/22	3/3	14/7	12/23
Louisiana Tech	40/27	42/31	82-58	+24	30-61/20-51	.492/.392	6-16/3-11	.375/.273	16-25/15-24	.640/.625	42/27	+15	20/12	7/12	4/0	9/3	17/19
SAVANNAH STATE	40/20	38/27	78-47	+31	31-67/18-50	.463/.360	9-25/2-5	.360/.400	7-13/9-16	.538/.563	50/26	+24	18/8	12/12	1/5	4/6	14/13
CLEMSON	31/18	33/25	64-43	+21	21-53/11-46	.396/.239	0-14/1-10	.000/.100	22-35/20-24	.629/.833	46/28	+18	9/6	21/20	2/7	13/10	19/30
Hampton	19/13	26/21	45-34	+11	15-46/11-57	.326/.193	5-13/2-12	.385/.167	10-27/10-16	.370/.625	57/32	+25	7/6	29/15	1/1	5/13	12/22
Florida Gulf Coast	32/26	33/20	65-46	+19	27-61/16-44	.443/.364	4-15/7-29	.267/.241	7-13/7-11	.538/.636	46/20	+26	12/9	15/16	0/2	6/6	14/19
DePaul	22/21	33/25	55-46	+9	21-51/19-64	.412/.297	0-6/4-18	.000/.222	13-29/4-6	.448/.667	47/31	+16	1/12	14/11	3/0	5/6	10/21
DREXEL	22/36	33/19	58-55	+3	21-62/22-52	.339/.423	7-17/7-12	.412/.583	9-20/4-6	.450/.667	38/37	+1	8/12	10/17	7/7	13/4	9/15
Seton Hall	24/22	31/20	55-42	+13	19-53/18-45	.358/.400	4-13/4-8	.308/.500	13-28/2-4	.464/.500	38/26	+12	5/11	14/20	3/5	11/11	8/23
FURMAN	37/20	32/15	69-35	+34	28-66/11-46	.424/.239	1-15/3-10	.067/.300	12-19/10-10	.632/1000	40/33	+7	9/2	8/24	9/2	15/10	11/15
#1/1 STANFORD	19/24	30/29	49-53	(4)	18-63/19-47	.266/.404	4-15/0-4	.267/.000	9-14/15-17	.643/.882	31/42	(11)	6/4	7/18	2/11	10/4	19/15
SC STATE	33/21	32/24	65-45	+20	17-50/15-49	.340/.306	4-18/1-11	.222/.091	27-44/14-18	.614/.778	46/30	+16	13/9	20/22	5/6	12/11	11/33
WESTERN CAROLINA	29/18	37/26	66-44	+22	28-56/18-46	.500/.391	6-9/3-6	.667/.500	4-14/5-8	.286/.625	33/29	+4	15/8	10/20	8/2	10/4	12/16
#12/13 TENNESSEE	31/32	22/41	53-73	(20)	20-69/28-56	.290/.500	4-18/6-11	.222/.545	9-16/11-14	.563/.786	40/39	+1	6/10	11/12	2/11	6/4	9/13
Mississippi State	28/20	32/26	60-46	+14	14-39/16-50	.359/.320	0-2/4-12	.000/.333	32-50/10-14	.640/.714	40/30	+10	5/5	12/13	3/7	6/2	16/29
VANDERBILT	36/20	28/28	64-48	+16	25-52/17-49	.481/.265	3-12/2-7	.250/.286	11-22/20-22	.500/.909	35/31	+4	15/10	17/18	7/2	7/3	20/20
#13/12 Georgia	25/25	15/17	40-42	(2)	16-47/17-46	.340/.370	0-11/1-9	.000/.111	8-16/7-12	.500/.583	37/28	+9	8/11	24/21	0/1	13/11	12/14
LSU	26/24	40/35	66-59	+7	23-62/25-54	.371/.463	5-19/3-7	.263/.429	15-24/6-12	.625/.500	42/37	+5	14/13	10/18	5/7	10/6	16/21
Florida	24/17	28/27	52-44	+8	15-64/17-57	.234/.298	5-17/2-13	.294/.154	17-33/8-15	.515/.533	59/41	+18	6/6	10/9	4/6	4/5	15/21
#9/7 KENTUCKY	19/19	36/31	55-50	+5	20-53/19-58	.377/.328	2-6/5-15	.333/.333	13-27/7-11	.481/.636	40/41	(1)	8/11	16/18	4/7	10/6	15/21
Arkansas	28/22	15/18	43-40	+3	17-48/16-50	.354/.320	3-14/3-12	.214/.250	6-13/5-12	.462/.417	31/38	(7)	9/10	16/17	5/1	12/8	10/14
AUBURN	28/22	31/29	59-51	+8	17-41/22-56	.415/.393	6-17/2-8	.353/.250	19-28/5-9	.679/.556	28/35	(7)	11/13	13/16	3/0	9/6	14/23
Alabama	31/27	34/26	65-53	+12	26-65/21-55	.400/.382	2-18/6-15	.111/.400	11-19/5-11	.579/.455	53/24	+29	13/7	14/12	2/2	5/3	11/17
#14/16 TEXAS A&M	21/27	27/23	48-50	(2)	18-64/21-60	.281/.350	2-14/2-7	.143/.286	10-22/6-12	.455/.500	41/50	(9)	9/11	10/18	2/9	7/2	16/22
#9/7 Kentucky	44/30	30/48	74-78	(4)	28-50/26-71	.560/.366	3-8/4-11	.375/.364	15-22/22-27	.682/.815	40/33	+7	11/8	22/9	5/2	2/9	24/19

Note: Game totals are displayed in the format TEAM/OPPONENT for each category



2012-13 South Carolina Basketball
South Carolina Game-by-Game Highs (as of Feb 14, 2013)
All games



Opponent	Date	Score	Points	Rebounds	Assists	Steals	Blocked shots
ELON	11/09/12	77-44	15-BRUNER, Ashley	11-IBIAM, Elem	4-WALKER, leasia	5-DAVIS, Tiffany	2-IBIAM, Elem
at Louisiana Tech	11/12/12	82-58	17-BRUNER, Ashley	8-WELCH, Aleighsa MITCHELL, Tiffany WHITE, Sancheon	8-WALKER, leasia	2-WHITE, Sancheon WALKER, leasia WELCH, Aleighsa DOZIER, Asia	2-WELCH, Aleighsa
SAVANNAH STATE	11/15/12	78-47	13-WELCH, Aleighsa	12-BRUNER, Ashley WELCH, Aleighsa	5-WALKER, leasia	3-SESSIONS, Khadij	1-MONTOUT, Wilka
CLEMSON	11/18/12	64-43	16-MITCHELL, Tiffany BRUNER, Ashley	8-BRUNER, Ashley WALKER, leasia	4-WALKER, leasia	4-WALKER, leasia	1-WELCH, Aleighsa WHITE, Sancheon
vs Hampton	11/22/12	45-34	16-WELCH, Aleighsa	12-BRUNER, Ashley	2-MITCHELL, Tiffany BRUNER, Ashley	1-MONTOUT, Wilka WELCH, Aleighsa MITCHELL, Tiffany WHITE, Sancheon BRUNER, Ashley	1-IBIAM, Elem
vs Florida Gulf Coast	11/23/12	65-46	15-BRUNER, Ashley	11-WELCH, Aleighsa MITCHELL, Tiffany	3-MITCHELL, Tiffany	3-WHITE, Sancheon	None
vs DePaul	11/24/12	55-46	11-BRUNER, Ashley WALKER, leasia	12-BRUNER, Ashley	1-WELCH, Aleighsa	2-MITCHELL, Tiffany	1-WALKER, leasia BRUNER, Ashley MONTOUT, Wilka
DREXEL	11/28/12	58-55	14-MITCHELL, Tiffany	15-WELCH, Aleighsa	2-WHITE, Sancheon BRUNER, Ashley WALKER, leasia	4-BRUNER, Ashley	4-WHITE, Sancheon
at Seton Hall	12/02/12	55-42	14-WELCH, Aleighsa	11-MITCHELL, Tiffany	2-BRUNER, Ashley	5-BRUNER, Ashley	1-IBIAM, Elem WALKER, leasia WHITE, Sancheon
FURMAN	12/09/12	69-35	16-MITCHELL, Tiffany	9-IBIAM, Elem	2-SESSIONS, Khadij WHITE, Sancheon	5-MITCHELL, Tiffany WALKER, leasia	2-WHITE, Sancheon MONTOUT, Wilka BRUNER, Ashley
#1/1 STANFORD	12/19/12	49-53	17-WELCH, Aleighsa	8-BRUNER, Ashley	3-WALKER, leasia	4-WALKER, leasia	1-WHITE, Sancheon MITCHELL, Tiffany
SC STATE	12/21/12	65-45	21-MITCHELL, Tiffany	14-WELCH, Aleighsa	4-BRUNER, Ashley	6-WALKER, leasia	2-BRUNER, Ashley WALKER, leasia
WESTERN CAROLINA	12/29/12	66-44	12-MITCHELL, Tiffany	9-IBIAM, Elem	4-WALKER, leasia	5-WALKER, leasia	5-IBIAM, Elem
#12/13 TENNESSEE	01/03/13	53-73	14-MITCHELL, Tiffany	7-WHITE, Sancheon WALKER, leasia	3-WALKER, leasia	4-BRUNER, Ashley	1-IBIAM, Elem WALKER, leasia
at Mississippi State	01/06/13	60-46	16-WELCH, Aleighsa	7-WELCH, Aleighsa	3-WELCH, Aleighsa	3-WHITE, Sancheon	2-IBIAM, Elem
VANDERBILT	01/10/13	64-48	13-WELCH, Aleighsa	8-WHITE, Sancheon	5-WALKER, leasia	3-WHITE, Sancheon WALKER, leasia	3-WHITE, Sancheon
at #13/12 Georgia	01/13/13	40-42	19-WELCH, Aleighsa	10-MITCHELL, Tiffany	3-WALKER, leasia	6-WALKER, leasia	None
LSU	01/17/13	66-59	24-WALKER, leasia	12-BRUNER, Ashley	4-BRUNER, Ashley	5-WALKER, leasia	2-IBIAM, Elem
at Florida	01/20/13	52-44	15-SESSIONS, Khadij	12-WELCH, Aleighsa	2-DOZIER, Asia	1-WALKER, leasia SESSIONS, Khadija MITCHELL, Tiffany BRUNER, Ashley WELCH, Aleighsa	2-IBIAM, Elem
#9/7 KENTUCKY	01/24/13	55-50	16-WALKER, leasia	8-IBIAM, Elem WALKER, leasia	4-WALKER, leasia	3-WALKER, leasia	2-WALKER, leasia
at Arkansas	01/27/13	43-40	11-BRUNER, Ashley	8-MITCHELL, Tiffany	3-WALKER, leasia	5-WALKER, leasia BRUNER, Ashley	3-WELCH, Aleighsa
AUBURN	02/03/13	59-51	19-SESSIONS, Khadij	4-MITCHELL, Tiffany WALKER, leasia	5-WALKER, leasia	4-WALKER, leasia	1-WALKER, leasia WELCH, Aleighsa BRUNER, Ashley
at Alabama	02/07/13	65-53	16-WELCH, Aleighsa	11-BRUNER, Ashley	4-BRUNER, Ashley WALKER, leasia	2-BRUNER, Ashley	1-WELCH, Aleighsa IBIAM, Elem



2012-13 South Carolina Basketball
South Carolina Game-by-Game Highs (as of Feb 14, 2013)
All games



Opponent	Date	Score	Points	Rebounds	Assists	Steals	Blocked shots
#14/16 TEXAS A&M	02/10/13	48-50	16-WALKER, leasia	9-BRUNER, Ashley	4-WALKER, leasia	4-WALKER, leasia	1-WALKER, leasia WELCH, Aleighsa
at #9/7 Kentucky	02/14/13	74-78	15-IBIAM, Elem WELCH, Aleighsa	10-BRUNER, Ashley	4-WELCH, Aleighsa	1-BRUNER, Ashley SESSIONS, Khadija	3-WELCH, Aleighsa



2012-13 South Carolina Basketball
South Carolina Combined Team Statistics (as of Feb 14, 2013)
Conference games



RECORD:	OVERALL	HOME	AWAY	NEUTRAL
ALL GAMES	8-4	4-2	4-2	0-0
CONFERENCE	8-4	4-2	4-2	0-0
NON-CONFERENCE	0-0	0-0	0-0	0-0

#	Player	gp-gs	min	avg	Total		3-Point		F-Throw		Rebounds			pf	dq	a	to	blk	stl	pts	avg			
					fg-fga	fg%	3fg-fga	3fg%	ft-fa	ft%	off	def	tot									avg		
24	WELCH, Aleighsa	12-12	402	33.5	49-89	.551	0-0	.000	43-60	.717	44	34	78	6.5	22	0	16	14	11	9	141	11.8		
02	WALKER, leasia	12-12	411	34.2	47-132	.356	16-55	.291	21-40	.525	10	51	61	5.1	21	0	34	30	7	33	131	10.9		
21	BRUNER, Ashley	12-12	381	31.8	48-110	.436	0-2	.000	22-67	.328	32	61	93	7.8	27	0	18	28	5	18	118	9.8		
25	MITCHELL, Tiffany	12-12	354	29.5	31-100	.310	6-22	.273	25-38	.658	22	39	61	5.1	23	1	14	38	2	12	93	7.8		
05	SESSIONS, Khadijah	12-0	204	17.0	14-55	.255	4-20	.200	33-50	.660	6	15	21	1.8	20	0	14	20	0	5	65	5.4		
33	IBIAM, Elem	12-0	168	14.0	23-48	.479	0-0	.000	10-21	.476	20	25	45	3.8	21	1	0	12	10	2	56	4.7		
20	WHITE, Sancheon	12-12	315	26.3	16-69	.232	2-24	.083	9-12	.750	20	34	54	4.5	34	1	12	21	5	11	43	3.6		
31	DOZIER, Asia	11-0	108	9.8	9-35	.257	5-23	.217	1-2	.500	3	12	15	1.4	8	0	5	4	1	1	24	2.2		
12	MONTOUT, Wilka	9-0	57	6.3	2-16	.125	2-10	.200	2-2	1.000	7	6	13	1.4	2	0	2	2	1	0	8	0.9		
Team											21	24	45											
Total.....		12	2400		239-654	.365	35-156	.224	166-292	.568	185	301	486	40.5	178	3	115	175	42	91	679	56.6		
Opponents.....		12	2400		241-662	.364	40-127	.315	112-171	.655	140	287	427	35.6	234	9	115	181	55	65	634	52.8		

TEAM STATISTICS	SC	OPP	Date	Opponent	Score	Att.
SCORING	679	634	* 01/03/13	#12/13 TENNESSEE	L 53-73	3939
Points per game	56.6	52.8	* 01/06/13	at Mississippi State	w 60-46	1325
Scoring margin	+3.8	-	* 01/10/13	VANDERBILT	w 64-48	2810
FIELD GOALS-ATT	239-654	241-662	* 01/13/13	at #13/12 Georgia	L 40-42	3579
Field goal pct	.365	.364	< 01/17/13	LSU	w 66-59	1991
3 POINT FG-ATT	35-156	40-127	* 01/20/13	at Florida	w 52-44	1503
3-point FG pct	.224	.315	* 01/24/13	#9/7 KENTUCKY	w 55-50	3149
3-pt FG made per game	2.9	3.3	* 01/27/13	at Arkansas	w 43-40	2321
FREE THROWS-ATT	166-292	112-171	* 02/03/13	AUBURN	w 59-51	3797
Free throw pct	.568	.655	* 02/07/13	at Alabama	w 65-53	984
F-Throws made per game	13.8	9.3	* 02/10/13	#14/16 TEXAS A&M	L 48-50	10101
REBOUNDS	486	427	* 02/14/13	at #9/7 Kentucky	L 74-78	5828
Rebounds per game	40.5	35.6	@ = U.S. Virgin Islands Paradise Jam (St. Thomas, USVI)			
Rebounding margin	+4.9	-	< = Played at Carolina Coliseum (Columbia, S.C.)			
ASSISTS	115	115	* = SEC Game			
Assists per game	9.6	9.6	^ = SEC Tournament (Duluth, Ga.)			
TURNOVERS	175	181				
Turnovers per game	14.6	15.1				
Turnover margin	+0.5	-				
Assist/turnover ratio	0.7	0.6				
STEALS	91	65				
Steals per game	7.6	5.4				
BLOCKS	42	55				
Blocks per game	3.5	4.6				
ATTENDANCE	25787	15540				
Home games-Avg/Game	6-4298	6-2590				
Neutral site-Avg/Game	-	0-0				

Score by Periods	1st	2nd	Totals
South Carolina	341	338	679
Opponents	285	349	634



2012-13 South Carolina Basketball
South Carolina Combined Team Statistics (as of Feb 14, 2013)
All games



RECORD:	OVERALL	HOME	AWAY	NEUTRAL
ALL GAMES	20-5	11-3	6-2	3-0
CONFERENCE	8-4	4-2	4-2	0-0
NON-CONFERENCE	12-1	7-1	2-0	3-0

#	Player	gp-gs	min	avg	Total		3-Point		F-Throw		Rebounds			pf	dq	a	to	blk	stl	pts	avg			
					fg-fga	fg%	3fg-fga	3fg%	ft-fa	ft%	off	def	tot									avg		
24	WELCH, Aleighsa	25-25	749	30.0	107-174	.615	1-1	1.000	86-123	.699	106	92	198	7.9	37	0	24	38	14	19	301	12.0		
02	WALKER, leasia	25-25	812	32.5	83-239	.347	32-104	.308	43-75	.573	24	75	99	4.0	42	0	72	64	13	66	241	9.6		
25	MITCHELL, Tiffany	25-25	717	28.7	86-222	.387	16-46	.348	52-94	.553	49	93	142	5.7	50	1	34	69	3	33	240	9.6		
21	BRUNER, Ashley	25-25	745	29.8	100-230	.435	0-5	.000	38-127	.299	77	110	187	7.5	46	0	37	59	13	39	238	9.5		
05	SESSIONS, Khadijah	25-0	396	15.8	34-105	.324	7-37	.189	51-80	.638	14	21	35	1.4	28	0	29	35	2	15	126	5.0		
20	WHITE, Sancheon	25-25	658	26.3	46-152	.303	8-43	.186	18-24	.750	42	60	102	4.1	56	1	25	30	15	26	118	4.7		
33	IBIAM, Elem	23-0	329	14.3	40-91	.440	0-0	.000	19-41	.463	40	53	93	4.0	35	1	2	18	21	5	99	4.3		
15	DAVIS, Tiffany	3-0	40	13.3	4-8	.500	1-4	.250	3-4	.750	1	3	4	1.3	2	0	4	2	0	5	12	4.0		
31	DOZIER, Asia	24-0	328	13.7	24-110	.218	15-79	.190	8-18	.444	15	35	50	2.1	31	1	19	16	4	7	71	3.0		
12	MONTOUT, Wilka	22-0	251	11.4	22-82	.268	5-27	.185	12-17	.706	24	16	40	1.8	19	0	7	13	5	3	61	2.8		
Team											45	58	103											
Total.....		25	5025		546-1413	.386	85-346	.246	330-603	.547	437	616	1053	42.1	346	4	253	357	90	218	1507	60.3		
Opponents.....		25	5025		455-1313	.347	79-270	.293	237-344	.689	266	555	821	32.8	498	21	218	410	106	150	1226	49.0		

TEAM STATISTICS	SC	OPP	Date	Opponent	Score	Att.
SCORING	1507	1226	11/09/12	ELON	w 77-44	2912
Points per game	60.3	49.0	11/12/12	at Louisiana Tech	w 82-58	2160
Scoring margin	+11.2	-	11/15/12	SAVANNAH STATE	w 78-47	2480
FIELD GOALS-ATT	546-1413	455-1313	11/18/12	CLEMSON	w 64-43	4893
Field goal pct	.386	.347	@ 11/22/12	vs Hampton	w 45-34	424
3 POINT FG-ATT	85-346	79-270	@ 11/23/12	vs Florida Gulf Coast	w 65-46	486
3-point FG pct	.246	.293	@ 11/24/12	vs DePaul	w 55-46	427
3-pt FG made per game	3.4	3.2	11/28/12	DREXEL	wot 58-55	2675
FREE THROWS-ATT	330-603	237-344	12/02/12	at Seton Hall	w 55-42	432
Free throw pct	.547	.689	12/09/12	FURMAN	w 69-35	2618
F-Throws made per game	13.2	9.5	12/19/12	#1/1 STANFORD	L 49-53	8118
REBOUNDS	1053	821	12/21/12	SC STATE	w 65-45	3874
Rebounds per game	42.1	32.8	12/29/12	WESTERN CAROLINA	w 66-44	3248
Rebounding margin	+9.3	-	* 01/03/13	#12/13 TENNESSEE	L 53-73	3939
ASSISTS	253	218	* 01/06/13	at Mississippi State	w 60-46	1325
Assists per game	10.1	8.7	* 01/10/13	VANDERBILT	w 64-48	2810
TURNOVERS	357	410	* 01/13/13	at #13/12 Georgia	L 40-42	3579
Turnovers per game	14.3	16.4	* 01/17/13	LSU	w 66-59	1991
Turnover margin	+2.1	-	* 01/20/13	at Florida	w 52-44	1503
Assist/turnover ratio	0.7	0.5	* 01/24/13	#9/7 KENTUCKY	w 55-50	3149
STEALS	218	150	* 01/27/13	at Arkansas	w 43-40	2321
Steals per game	8.7	6.0	* 02/03/13	AUBURN	w 59-51	3797
BLOCKS	90	106	* 02/07/13	at Alabama	w 65-53	984
Blocks per game	3.6	4.2	* 02/10/13	#14/16 TEXAS A&M	L 48-50	10101
ATTENDANCE	56605	19469	* 02/14/13	at #9/7 Kentucky	L 74-78	5828
Home games-Avg/Game	14-4043	8-2266				
Neutral site-Avg/Game	-	3-446				

@ = U.S. Virgin Islands Paradise Jam (St. Thomas, USVI)
 < = Played at Carolina Coliseum (Columbia, S.C.)
 * = SEC Game
 ^ = SEC Tournament (Duluth, Ga.)

Score by Periods	1st	2nd	OT	Totals
South Carolina	730	774	3	1507
Opponents	576	650	0	1226