



2015-16 Women's Basketball SOUTH CAROLINA

Assoc. Media Relations Director: Diana Koval | Office: 803.777.7977 | Cell: 314.369.6050 | Email: dkoval@mailbox.sc.edu | Twitter: @DianaKovalSID
Website: www.GamecocksOnline.com | Twitter: @GamecockWBB | Instagram: @GamecockWBB | Facebook: @GamecockWBB

Game 17

Jan. 17, 2016 • 1:30 p.m. • Columbia, S.C. • Colonial Life Arena (18,000)

South Carolina Gamecocks
16-0, 4-0 SEC



vs.



Texas A&M Aggies
13-4, 3-1 SEC

Ranking: 2/2 (AP/Coaches)

Head Coach: Dawn Staley

Record at South Carolina: 171-74 (8th)

Career Record: 343-154 (16th)

Top Scorer: A'ja Wilson (16.4)

Top Rebounder: Alaina Coates/A'ja Wilson (9.4)

Ranking: 15/11

Head Coach: Gary Blair

Record at TAMU: 300-123 (13th)

Career Record: 708-286 (31st)

Top Scorer: Courtney Walker (17.5)

Top Rebounder: Courtney Walker (5.6)

Schedule/Results

Nov. 13	#6/10 Ohio State (SECN+)	W, 88-80
Nov. 15	UNCG (SECN+)	W, 92-44
Nov. 18	at Clemson (ESPN3)	W, 67-41
Nov. 22	at UCLA (Pac-12 Network)	W, 68-65

Waikiki Beach Marriott Rainbow Wahine Showdown

Nov. 27	vs. #16/18 Arizona State	W, 60-58
Nov. 28	vs. CSU Bakersfield	W, 90-71
Nov. 29	at Hawaii	W, 67-51

Dec. 6	#14/13 Duke (ESPN2)	W, 66-55
Dec. 13	Winthrop (SECN)	W, 86-37
Dec. 16	Hampton (SECN+)	W, 86-48

CresCom Bank Carolinas College Women's Challenge

Dec. 20	vs. East Carolina	W, 88-57
---------	-------------------	----------

Dec. 22	Elon (SECN+)	W, 78-63
Jan. 3	Arkansas* (ESPN)	W, 85-32
Jan. 7	at Vanderbilt* (SECN^)	W, 71-61
Jan. 10	#20/- Missouri* (SECN)	W, 83-58
Jan. 14	at #9/9 Kentucky* (SECN)	W, 73-62
Jan. 17	#15/11 Texas A&M* (ESPN2)	1:30 p.m.
Jan. 21	at Auburn* (SECN+)	7 p.m.
Jan. 24	at Mississippi State* (ESPN2)	5 p.m.
Jan. 28	Ole Miss* (SECN+)	7 p.m.
Jan. 31	at Texas A&M* (ESPNU)	6 p.m.
Feb. 4	Kentucky* (SECN)	7 p.m.
Feb. 8	Connecticut (ESPN2)	7 p.m.
Feb. 11	Florida* (SECN+)	7 p.m.
Feb. 15	at Tennessee* (ESPN2)	7 p.m.
Feb. 18	Georgia* (SECN+)	7 p.m.
Feb. 22	at Alabama* (SECN)	7 p.m.
Feb. 25	at Ole Miss* (SECN^)	9 p.m.
Feb. 28	LSU* (ESPN2/U)	TBA

SEC Tournament (Jacksonville, Fla.)

Mar. 2	First Round	TBA
Mar. 3	Second Round	TBA
Mar. 4	Quarterfinals	TBA
Mar. 5	Semifinals	TBA
Mar. 6	Final	TBA

All Times Listed as Eastern and are subject to change
< indicates game played in Myrtle Beach, S.C.
* indicates SEC Game

Game Information

Doors Open: Noon

Tickets: \$8 Adults, \$4 Youth (17 and under)

Live Stats: GamecocksOnline.com

Broadcast: ESPN2 (Pam Ward, play-by-play; Carolyn Peck, analyst)

Radio: 107.5 The Game (Brad Muller)

Series History

South Carolina Record	1-3
In Columbia	1-1
In College Station	0-1
At Neutral Site	0-1
Staley Era	1-3
First Meeting	TAM, 50-48, 2/10/13
Current Streak	Won 1

Last Five Meetings:

Date	Result	Location
1/26/15	W, 79-61	Columbia
1/16/14	L, 65-67 (ot)	College Station
3/8/13	L, 52-61	Duluth, Ga.
2/10/13	L, 48-50	Columbia












Game Notables

- The Gamecocks are wearing special shooting shirts for today's game to honor the SEC's We Back Pat initiative focused on bringing awareness and recognition to The Pat Summitt Foundation, a fund of East Tennessee Foundation, and its fight against Alzheimer's disease.
- Prior to today's game, South Carolina head coach Dawn Staley will present Alaina Coates with a ball to commemorate the junior center's 1,000th career point scored last Sunday against Missouri. This is the fifth-straight season a Gamecock has reached the 1,000-point plateau and the second straight with two 1,000-point scorers on the roster. Coates is just the 13th Gamecock to amass 1,000 points and 700 rebounds in her career.
- Three of the four games between South Carolina and Texas A&M have been decided by single digits with two settled by a single field goal.
- The Gamecocks have won 13 of their 16 games by double digits, including every SEC game and three of their five victories over a ranked opponent.
- The Gamecocks have had a 20-point scorer in three of their four SEC games this season – Tina Roy vs. Arkansas (Jan. 3), Tiffany Mitchell at Vanderbilt (Jan. 7) and A'ja Wilson at Kentucky (Jan. 14).
- South Carolina's four, four-year seniors – Asia Dozier, Tiffany Mitchell, Tina Roy and Khadijah Sessions – average a combined 39.3 points per SEC game, which is up from their 28.5 points per non-conference game.
- Four SEC players average a double-double in league play this season, including Gamecock junior center Alaina Coates (11.0 ppg, 10.8 rpg) and sophomore forward A'ja Wilson (13.8 ppg, 10.0 rpg).
- After standing for 38 years, Jean Walling's Gamecock record of eight blocked shots in a game has been both broken and tied this season. Alaina Coates now holds the record with 10 blocks against Winthrop (Dec. 13), while A'ja Wilson reset the program's record in an SEC game with eight at Kentucky (Jan. 14).

Stat Comparison

TAMU	SC	
13-4	Overall Record	16-0
3-1	Conference Record	4-0
8-1	Home Record	8-0
2-1	Away Record	5-0
3-2	Neutral Record	3-0
74.2	Points Per Game	78.0
58.9	Opp. Points Per Game	55.2
.472	Field Goal %age466
.329	Opp. Field Goal %age335
.397	3-Pt. Field Goal %age330
.252	Opp. 3-Pt. Field Goal %age282
.733	Free Throw %age655
13.1	FTs Made Per Game	15.8
16.7	Assists Per Game	14.7
+3.9	Turnover Margin	+2.1
41.9	Rebounds Per Game	42.9
+7.6	Rebounding Margin	+9.7
8.4	Steals Per Game	8.4
5.3	Blocked Shots Per Game	5.7

2015-16 South Carolina Media Roster

1		<p>Bianca Cuevas 5-6 • So. • Guard • Bronx, N.Y. <i>kway-VAAS</i></p> <p>PPG 7.9 RPG 1.7 APG 1.6 FG% .379 FT% .744</p>	<p>LAST GAME: 2 pts, 1 asst at Kentucky NOTABLE: Lightning-quick guard who finishes well in traffic ... scored in double figures 6x ... ≥ 3 steals 4x this season ... 7th in SEC in steals per league game (2.3) ... 2014 McDonald's All-America.</p>	<p>Career Highs Pts: 21 at Ole Miss, 2/1/15 Reb: 4, 6x, vs. Duke, 12/6/15 Ast: 6 vs. CSUB, 11/28/15 Stl: 5 vs. Missouri, 1/10/16</p>
4		<p>Doniyah Cliney 6-0 • R-Fr. • Guard • Newark, N.J. <i>dawn-YAY CLY-nee</i></p> <p>PPG 2.3 RPG 0.3 APG 0.0 FG% .333 FT% 1.00</p>	<p>LAST GAME: 5 mins at Kentucky NOTABLE: Good size and athleticism on perimeter, good court vision ... no game action since high school, so adjusting to pace of play, etc. ... played in 3 games since (right) hand injury ... won two HS state titles.</p>	<p>Career Highs Pts: 5 vs. Missouri, 1/10/16 Reb: 1 vs. Missouri, 1/10/16 Ast: — Stl: 1 vs. Missouri, 1/10/16</p>
5		<p>Khadijah Sessions 5-8 • Sr. • Guard • Myrtle Beach, S.C. <i>kub-DEE-zhub SESH-uns</i></p> <p>PPG 6.1 RPG 2.6 APG 2.6 FG% .493 FT% .649</p>	<p>LAST GAME: 8 pts, 3 assts at Kentucky NOTABLE: Team captain ... best FG %age of her career ... in SEC play, 8.5 ppg on 55.0% FG, including clutch 3s at Vandy and UK ... handed out ≥ 4 assists 6x and scored ≥ 10 pts 3x ... 8th in SEC in steals (1.9).</p>	<p>Career Highs Pts: 19 vs. Auburn, 2/3/13 Reb: 6 vs. Clemson, 11/20/14 Ast: 8 vs. NC Central, 12/1/14 Stl: 4, 13x, vs. Duke, 12/6/15</p>
22		<p>A'ja Wilson 6-5 • So. • Forward • Hopkins, S.C. <i>A-zhub</i></p> <p>PPG 16.4 RPG 9.4 BPG 3.1 FG% .543 FT% .641</p>	<p>LAST GM: 26 pts, 13 rebs, 8 blks at UK NOTABLE: Expanding offense and defense ... SEC-best 9 dbl-dbls, 3.1 bpg ... SEC top 5 in ppg, rpg, FG% ... avg. dbl-dbl in SEC play ... Naismith, Wooden and Drysdale Watch Lists ... 1st SC freshman to earn All-America.</p>	<p>Career Highs Pts: 28 vs. Duke, 12/6/15 Reb: 19 at Kentucky, 3/1/15 Blks: 8 at Kentucky, 1/14/16 Stl: 3, 4x, vs. C. Mich., 12/20/14</p>
23		<p>Tina Roy 5-11 • Sr. • Guard • Kaplan, La.</p> <p>PPG 6.6 RPG 1.6 APG 2.4 FG% .340 FT% .200</p>	<p>LAST GM: 12 pts, 4 assts at Kentucky NOTABLE: Team captain ... in SEC play – 12.3 ppg (14th in SEC), SEC-best .500 3FG %age (16-of-32), 2.5 apg (15th in SEC) ... overall, ranks 3rd in SEC (76th in nation) in 3FG% (.386), 6th in 3s/gm (2.1).</p>	<p>Career Highs Pts: 21 vs. Arkansas, 1/3/16 Reb: 8 at Miss. St., 2/6/14 Ast: 10 vs. Sav. St., 12/14/14 Stl: 3 vs. Southern Cal, 11/15/14</p>
24		<p>Sarah Imovbioh 5-6 • So. • Guard • Bronx, N.Y. <i>ih-MOE-vee-o</i></p> <p>PPG 5.4 RPG 5.6 APG 0.3 FG% .623 FT% .488</p>	<p>LAST GM: 5 rebs, 1 blk at Kentucky NOTABLE: Great energy, still learning SC system ... ≥10 rebs 3 times, one double-double ... 2nd on team in FG %age ... avg. dbl-dbl in 2014-15, 10.8 rpg (19th in nation, 1st in ACC) and 12.6 ppg playing at Uva.</p>	<p>Career Highs Pts: 19 vs. Hampton, 12/16/15 Reb: 12 vs. ECU, 12/20/15 Ast: 2, 2x, vs. Missouri, 1/10/16 Stl: 2, 2x, at Clemson, 11/18/15</p>
25		<p>Tiffany Mitchell 5-6 • So. • Guard • Bronx, N.Y.</p> <p>PPG 14.9 RPG 3.0 APG 2.4 FG% .421 FT% .811</p>	<p>LAST GM: 16 pts, 2 assts at Kentucky NOTABLE: Team captain ... great all-around stats in SEC play – 17.3 ppg, 44.9 FG%, 3.3 apg, 2.0 spg ... 9th in SEC in ppg overall ... Naismith, Wooden and Drysdale Watch Lists ... 2x SEC POY, All-America.</p>	<p>Career Highs Pts: 25 vs. Georgia, 2/27/14 Reb: 11, 5x, at Arkansas, 1/2/14 Ast: 9 at SDSU, 11/23/13 Stl: 7 vs. NC Central, 12/1/14</p>
31		<p>Asia Dozier 6-0 • Sr. • Guard/For. • Columbia, S.C. <i>DOE-zhur</i></p> <p>PPG 3.8 RPG 1.1 APG 1.9 FG% .377 FT% .875</p>	<p>LAST GAME: 1 reb, 5 mins at Kentucky NOTABLE: Two-time team captain ... cerebral player, nurturing leader ... started five games ... always seems to deliver timely points or defensive play ... scored in double figures vs. East Carolina.</p>	<p>Career Highs Pts: 16, 2x, at SDSU, 11/23/13 Reb: 10 vs. Elon, 11/9/12 Ast: 6, 3x, vs. UNCG, 11/15/15 Stl: 2, 9x, vs. Hampton, 12/16/15</p>
40		<p>Jatarie White 6-4 • So. • Forward • Charlotte, N.C. <i>juh-TAR-ee</i></p> <p>PPG 3.6 RPG 4.1 APG 0.6 FG% .328 FT% .645</p>	<p>LAST GAME: 5 rebs, 7 mins at Kentucky NOTABLE: Solid play not always in the box score ... grabbed at least 5 rebs 5 times this season ... ≥10 points two times this season ... 2014 WBCA, McDonald's All-America.</p>	<p>Career Highs Pts: 14 vs. ECU, 12/20/15 Reb: 9 vs. Winthrop, 12/13/15 Blk: 4 vs. Winthrop, 12/13/15 Stl: 2 vs. Syracuse, 3/22/15</p>
41		<p>Alaina Coates 6-4 • Jr. • Center • Irmo, S.C. <i>uh-LAY-nub COATS</i></p> <p>PPG 12.7 RPG 9.4 BPG 1.6 FG% .698 FT% .750</p>	<p>LAST GM: 9 pts, 11 rebs at Kentucky NOTABLE: Nation's best FG %age ... has 8 dbl-dbls (1 triple) – 6 in last 8 games ... shooting 85.7% in SEC play (12-of-14) ... averaging a double-double in SEC play ... Naismith Watch List ... 2x All-SEC.</p>	<p>Career Highs Pts: 29 vs. Winthrop, 12/13/15 Reb: 17 vs. Kentucky, 1/9/14 Blk: 10 vs. Winthrop, 12/13/15 Min: 32 at UCLA, 11/22/15</p>
44		<p>India Farmer 6-0 • Jr. • Forward • N. Myrtle Beach, S.C.</p> <p>PPG 0.0 RPG 14.0 APG 0.0 FG% .000 FT% --</p>	<p>LAST GAME: 1 reb in 3 mins vs. Arkansas NOTABLE: Played in 4 games this season after seeing action in 16 in 2014-15, including five SEC and three postseason ... great team player ... works hard with good attitude.</p>	<p>Career Highs Pts: 3, 2x, vs. Alabama, 1/19/14 Reb: 3 vs. NC Central, 12/2/13 Blk: 2 vs. UNCG, 11/15/15 Stl: 1 at Florida, 1/19/15</p>

Starter

Reserve

Gamecocks' Five-Second Count

South Carolina is enjoying its most successful period in program history. The 2015 Senior Class set a four-year record with 113 wins and a .813 winning percentage. The 2016 Senior Class has a chance top that number, currently holding a record of 104-16, winning 86.7 percent of its contests. Winning consecutive SEC regular-season titles in the last two seasons, South Carolina has not finished outside the SEC's top four in four campaigns. Nationally, 64 straight AP Poll appearances is the new program record.

In the last two seasons, three Gamecocks have earned All-America honors. Seven Gamecocks have earned All-SEC selection in the last two seasons, including three members of the 2015-16 squad.

Quick Facts

The University

Location: Columbia, S.C.

Founded: 1801

Enrollment: 32,972

Colors: Garnet (PMS 202C) and Black

Nickname: Gamecocks

Conference: Southeastern

President: Dr. Harris Pastides

Athletics Director: Ray Tanner

Facility: Colonial Life Arena (18,000)

Coaching Staff

Head Coach: Dawn Staley

Alma Mater: Virginia, 1992

Overall Record: 343-154 (16th season)

School Record: 171-74 (8th season)

Assoc. Head Coach (Alma Mater):

Lisa Boyer (Ithaca, 1979)

Assistant Coaches (Alma Mater):

Nikki McCray-Penson (Tennessee, 1995)

Fred Chmiel (Excelsior, 2001)

Team Information

2014-15 Record: 34-3

Home: 16-0 Away: 9-2 Neutral: 9-1

SEC Record (Finish): 15-1 (T-1st)

Home: 8-0 Away: 7-1

Letterwinners Returning/Lost: 11/3

Starters Returning/Lost: 3/2

Program History

First Year of Women's Basketball: 1974-75

All-Time Record: 751-503 (42nd season)

All-Time SEC Record: 135-200 (23rd season)

NCAA Appearances (Last): 12 (2015)

NCAA Tournament Record: 17-12

2015 NCAA Result: Final Four; L, 65-66, Notre Dame; Tampa, Fla.

WNIT Appearances (Last): 4 (2011)

WNIT Record: 3-4

Media Relations

Women's Basketball Contact: Diana Koval

Office: 803.777.7977

Cell: 314.369.6050

Email: dkoval@mailbox.sc.edu

Press Row Phone: 803.777.6182

Athletics Department on the Web

Website: GamecocksOnline.com

Twitter: @GamecocksOnline

Instagram: @GamecocksOnline

Facebook: Facebook.com/GamecocksOnline

YouTube: YouTube.com/GamecocksOnline

Women's Basketball on Twitter

Team: @GamecockWBB

Head Coach: @DawnStaley

By the Numbers

	3	4	7	10
2	Gamecocks named to the Wooden Midseason Top 20, making South Carolina one of three programs with multiple entries			
3	Steals needed by senior guard Tiffany Mitchell to become just the third Gamecock in history to record at least 1,600 points, 300 assists and 200 steals in her career			
4	Stats in which sophomore forward A'ja Wilson ranks among the nation's top 50 – blocks (5th), double-doubles (14th), field goal percentage (40th) and rebounding (49th)			
4	Games of 20 or more points scored by sophomore forward A'ja Wilson, including three against ranked a opponent			
6	League-play stats in which senior guard Tiffany Mitchell ranks among the SEC's top 10			
7	Of the highest attended women's basketball games in the nation this season that were played at Colonial Life Arena, including three of the top five			
10	Games in which junior center Alaina Coates has shot over 70.0 percent from the field			
11.4	Points per game more than their opponents the Gamecocks have scored in their four wins over ranked foes this season (74.0-62.6)			
13	Games on the Gamecocks' schedule against teams currently ranked in the top 25, including seven of the next nine dates on the schedule			
16	Quarters in which the Gamecocks have held an opponent to single digits, including five in SEC play			
30	Quarters this season that South Carolina has shot at least 50.0 percent from the field, including seven in SEC play			
50.3	Percent of South Carolina's points scored by its four-year seniors Asia Dozier, Tiffany Mitchell, Tina Roy and Khadijah Sessions			
50.9	Percent shooting by the Gamecocks in the fourth quarter this season, their most efficient quarter			

Current Streaks

	Total	Home	Road	Neut.
Overall	W16	W42	W5	W3
SEC	W4	W20	W2	—
Non-Conference	W12	W24	W3	W3
Ranked Teams	W5	W8	W1	W1

Texas A&M Series Notes

The Aggies lead the series 3-1 with all three wins decided by single digits, including a pair of two-point wins. Both teams have been ranked in each of the four meetings.

Last season South Carolina's depth and size wore down Texas A&M in a 79-61 win at Colonial Life Arena on Jan. 26, 2015. The top-ranked Gamecocks used aggressive defense to generate one big run in each half to distance the No. 12/10 Aggies while out-rebounding them 43-29. A'ja Wilson netted a game-high 18 points and nine rebounds, while Alaina Coates posted a double-double with 12 points and 11 rebounds.

South Carolina's results vs. Texas A&M since the arrival of head coach Dawn Staley:

Date	W/L	Score	Site	Rank (SC/TAM)
1/26/15	W	79-61	H	1/12
1/16/14	L	65-67 (ot)	A	8/25
3/8/13	L	52-61	N	17/19
2/10/13	L	48-50	H	15/14

Home Sweet Home

The Gamecocks are riding a 42-game win streak at Colonial Life Arena into today's game – the longest active home win streak in the nation. South Carolina turned in back-to-back perfect seasons, going 16-0 at home in 2013-14 and 2014-15. The Gamecocks' last loss at Colonial Life Arena was a 50-48 decision to No. 14 Texas A&M on Feb. 10, 2013.

South Carolina is 402-155 (.722) at home, including a 157-58 (.730) record at Colonial Life Arena. Head coach Dawn Staley owns a 91-25 (.784) record at home.

Gamecocks in the Rankings

(thru games of 1/14)

Team	SEC	NCAA	Actual
Scoring Offense	3	19	78.0
Scoring Defense	5	29	55.2
Scoring Margin	2	6	+22.8
Field Goal Percentage	2	13	.466
Field Goal %age Def.	3	13	.335
3-Point FG %age	4	104	.330
3-Point FG %age Def.	7	84	.282
3-Point FG Made/Gm.	6	156	5.8
Free Throw Percentage	11	255	.655
Rebounding Offense	5	—	42.9
Rebounding Defense	3	—	33.2
Rebounding Margin	2	14	+9.7
Assists	8	81	14.7
Steals	10	138	8.4
Turnover Margin	10	99	+2.1
Turnovers	—	28	13.4
Assist-to-Turnover Ratio	4	46	1.1
Blocked Shots	1	19	5.7
Home Attendance Avg.	1	1	14,424

Alaina Coates	SEC	NCAA	Actual
Scoring	16	—	12.2
Rebounding	2	47	9.4
FG Percentage	1	1	.698
Blocks	4	95	1.6
Off. Rebounds	15	—	2.9
Double-Doubles	2	21	8

Tiffany Mitchell	SEC	NCAA	Actual
Scoring	9	185	14.9
FT Percentage	4	98	.811
3FG Made/Game	9	247	1.8

Tina Roy	SEC	NCAA	Actual
3FG Percentage	3	76	.386
3FG Made/Game	6	145	2.1

Khadijah Sessions	SEC	NCAA	Actual
Steals	8	218	1.9

A'ja Wilson	SEC	NCAA	Actual
Scoring	5	113	16.4
Rebounding	3	49	9.4
FG Percentage	4	40	.543
FT Percentage	14	—	.641
Blocks	1	5	3.1
Off. Rebounds	11	—	3.1
Double-Doubles	1	14	9

2015-16 Double-Doubles

Alaina Coates (8)

11/13	Ohio State	17 pts/13 rebs
11/22	at UCLA	12 pts/12 rebs
12/13	Winthrop	29 pts/16 rebs/10 blks
12/16	Hampton	22 pts/12 rebs
12/20	vs. East Carolina	10 pts/15 rebs
1/3	Arkansas	11 pts/10 rebs
1/7	at Vanderbilt	11 pts/10 rebs
1/10	Missouri	13 pts/12 rebs

Sarah Imovbioh (1)

11/15	UNCG	14 pts/11 rebs
-------	------	----------------

A'ja Wilson (9)

11/13	Ohio State	20 pts/14 rebs
11/15	UNCG	19 pts/10 rebs
11/22	at UCLA	11 pts/10 rebs
11/27	vs. Arizona State	18 pts/11 rebs
12/6	Duke	28 pts/11 rebs
12/20	vs. East Carolina	15 pts/10 rebs
1/3	Arkansas	11 pts/10 rebs
1/10	Missouri	11 pts/11 rebs
1/14	at Kentucky	26 pts/13 rebs

Ranked Readings

The Gamecocks have 13 games on the schedule against teams currently ranked in the top 25. South Carolina has won its first five games against ranked foes and will have seven more over the next nine games.

Through five games against ranked teams, South Carolina averaged 74.0 points on 42.4 percent field goal shooting while holding its opponent to 62.6 points per game on 34.2 percent shooting. Sophomore forward A'ja Wilson leads the offense with 20.6 points per game to go with her 12.0 rebounds per outing. Junior center Alaina Coates also averages a double-double against ranked teams this season – 12.2 points, 10.0 rebounds.

After posting a 19-8 record against ranked opponents since the start of the 2013-14 season, head coach Dawn Staley has a 30-42 mark vs. the nation's best teams during her South Carolina tenure, highlighted by an 18-8 mark when the Gamecocks carry a better ranking than their opponent into the contest.

South Carolina's 10 wins against ranked foes in 2014-15 set a program record, topping the eight wins of the 1979-80 squad. Of those wins, five came against a top-10 foe.

SEC Story

Head coach Dawn Staley has steadily lifted the Gamecocks' national profile by building the Gamecocks into a consistent SEC contender with back-to-back regular-season titles, shirking decades of difficulty in the nation's best women's basketball conference.

In her eighth season at the helm, Staley boasts a 71-43 (.623) SEC regular-season record and has finished outside the league's top five just twice – an unprecedented achievement for a program that had finished INSIDE the top five only two times in the previous 17 seasons. Staley's 70 wins include four seasons of double-digit league victories – 10-6 in 2012, 11-5 in 2013, an SEC-best 14-2 in 2014 and 15-1 in 2015.

Staley's SEC regular-season record includes a 40-18 (.690) mark at home and a 31-25 (.554) slate on the road.

Fast Start

South Carolina is looking to start a season 17-0 for just the second time in program history but the second time in as many seasons. The Gamecocks rocketed through the 2014-15 season with 22 straight victories. Prior to that, a 10-0 start was the program's best and was accomplished by the 1981-82, 2012-13 and 2013-14 teams.

Poll Position

South Carolina remains at No. 2 in the nation in both polls this week, marking the 28th-straight time the Gamecocks have been ranked among the nation's top three teams. South Carolina has held a top-10 position in the Associated Press poll for 39 straight weeks and been ranked in the AP top 25 for 64 consecutive weeks (beginning Dec. 10, 2012), breaking the school record of 62 from Feb. 27, 1979 through Jan. 9, 1983.

Strength in Numbers

Based on cumulative opponent winning percentage, South Carolina currently has the 18th toughest schedule in the nation. The 26 teams the Gamecocks will face this season have a current winning percentage of .645. The SEC and Pac-12 dominate the top 20 schedules with six entries each.

With eight games away from Columbia so far this season, the Gamecocks are 4th in the RPI – best in the SEC ahead of Kentucky (9th) and Tennessee (14th) with Missouri (26th) and Texas A&M (29th) also among the top 30. Two others – Georgia (21st) and Florida (38th) – are in the top 50.

Be Aggressive

Led by arguably among the best frontcourts in the nation, South Carolina ranks ninth in the country in free throw attempts at 385. The Gamecocks average 24.1 free throw attempts per game, the most among teams ranked in the AP Top 25, ahead of Florida's 23.9 attempts per game. South Carolina's 252 made free throws is 21st in the nation.

Diversified Assets

Head coach Dawn Staley has compiled an arsenal of offensive weapons that keeps growing throughout the season with no one Gamecock dominating the stat line, especially on offense. While nine different Gamecocks have been the team's top scorer in at least one quarter this season, no Gamecock has led the team in scoring for all four quarters of a game. A single player has topped the team in three quarters just six times – Alaina Coates (Winthrop), Tiffany Mitchell (at Clemson, at Vandy) and A'ja Wilson (vs. CSUB, Duke, at Kentucky).

A Little Help From My Friends

Playing under one of the best point guards in U.S. women's basketball history, South Carolina has always been committed to finding the teammate with the best shot. Early this season, the Gamecocks were not as proficient in that area as they had been, assisting on 45.9 percent of their field goals (158 of 344) in non-conference action. So far in league play, South Carolina has rediscovered its roots, handing out assists on 56 of 108 made field goals (51.9 percent). In fact, the highest scoring Gamecock in league play, Tiffany Mitchell (17.3 ppg) also leads the team in assists (3.3 apg).

Getting Back Where We Belong

The Gamecocks have steadily marched up the

2015-16 Awards

Alaina Coates

Naismith Early Season Watch List
Wooden Award Watch List
Preseason All-SEC First Team (Media, Coaches)

Bianca Cuevas

Rainbow Wahine Showdown All-Tournament

Tiffany Mitchell

Wooden Award Midseason Top 20
Naismith Early Season Watch List
USBWA Ann Meyers Drysdale Award Watch List
Preseason All-America (AP, Lindy's, Athlon, SI, ESPN)
Preseason All-SEC First Team (Media, Coaches)
Preseason SEC Player of the Year (Media, Coaches)

A'ja Wilson

Wooden Award Midseason Top 20
2015 USA Basketball Female Athlete of the Year
Naismith Early Season Watch List
USBWA Ann Meyers Drysdale Award Watch List
Rainbow Wahine Showdown Tournament MVP
Preseason All-America 2nd Team (Lindy's, SI, ESPN)
Preseason All-America Honorable Mention (AP)
Preseason All-SEC First Team (Media, Coaches)
SEC Player of the Week (Nov. 13-16; Nov. 24-30; Dec. 1-7)

national standings in field goal percentage and field goal percentage defense, ranking 13th in the nation in both. South Carolina has long been among the nation's best defensive teams, adding offensive efficiency in recent seasons. The Gamecocks finished last season ranked fourth in the nation in field goal percentage (.484) and 10th in field goal percentage defense (.349).

South Carolina is currently shooting 46.6 percent from the field and holding opponents to 33.5 percent. Only three teams have shot at least 40.0 percent against the Gamecocks this season with none hitting 45.0 percent. South Carolina is 19th in the nation in points per game (78.0) and 29th in scoring defense, allowing opponents just 55.2 points per game.

Two Grand

Junior center Alaina Coates joined senior guard Tiffany Mitchell in the Gamecocks' 1,000-point club against Missouri (Jan. 10), making it the second-straight season a Gamecock team has had multiple 1,000-point scorers. Before Mitchell and then-senior Aleighsa Welch teamed up on the 2014-15 squad, the last team to boast more than one 1,000-point scorer as 2001-02 when Shaunzinski Gortman and Jocelyn Penn both joined the club. In program history there have been 10 seasons that featured multiple 1,000-point scorers, including three seasons that saw three Gamecocks who surpassed the benchmark.

Offensive Operation

Head coach Dawn Staley is often thought of as a defensive coach, but she has steadily built an efficient offensive team over the last few seasons, culminating in the 2014-15 squad's 75.9 points per game (fourth-best in program history and the first new entry in the top five since 1993-94) on 48.4 percent shooting. That group

Gamecocks in 2015-16 National Polls

Poll	Pre	11/16	11/23	11/30	12/7	12/14	12/21	12/28	1/4	1/11	1/18	1/25	2/1	2/8	2/15	2/22	3/1	3/8	3/16	Final
Associated Press	2	2	2	2	2	2	2	2	2	2										
Coaches	2	2	2	2	2	2	2	2	2	2										

ranked 18th in the nation in scoring and fourth in field goal percentage. Here's a look at the offense's growth over the last five seasons.

Season	PPG (rank)	FG%age (rank)
2015-16	78.0 (19th)	.466 (13th)
2014-15	75.9 (18th)	.484 (4th)
2013-14	72.9 (63rd)	.474 (6th)
2012-13	61.3 (183rd)	.390 (155th)
2011-12	61.2 (180th)	.398 (121st)
2010-11	58.7 (253rd)	.380 (223rd)

Crunch Time

The Gamecocks have played three games decided by single-digit points this season, two of which they trailed at halftime but came back to win. In those outings, offense has made the difference with the Gamecocks shooting 52.0 percent from the field in the fourth quarters of those three games. Of these three opponents, only Arizona State out-shot South Carolina in the fourth quarter (.353-.313) with the Gamecocks making up the difference at the free throw line and on the glass in the waning moments of the contest.

Overall, South Carolina shoots much better in the second half (50.5 percent) than the first (42.9 percent) as opposing defenses begin to feel the effects of the Gamecocks' frontcourt and pace of play. South Carolina's offensive efficiency builds steadily throughout the game with 20 of the 30 quarters in which the Gamecocks have shot at least 50 percent coming in the second half.

New Year, Old Tiffany

Senior guard Tiffany Mitchell is back to her All-American ways in 2016 after recovery from offseason surgery limited her efficiency in non-conference action. Still averaging double-figure points as the team's second-leading scorer in non-conference play, Mitchell was not on all-around great form through the season's first 12 games.

With the calendar now reading 2016 and SEC play in full cry, Mitchell has immediately re-inserted herself into SEC Player of the Year contention for her raw numbers as well as her impact on big games. Here's a look at how her SEC numbers compare to her non-conference production this season:

Stat	SEC (rank)	Non-Conference
Scoring Avg.	17.3 (3rd)	14.2
FG Percentage	.449 (5th)	.411
Assists/Game	3.3 (7th)	2.2
FT Percentage	.783	.824
Steals/Game	2.0 (12th)	1.5
3FG Percentage	.333	.373
3FG Made/Game	1.8 (5th)	1.8
Assist:TO	1.4 (7th)	0.8

Mitchell's numbers have not grown idly either as she has taken charge of games at key moments for her team,

Team Specialty Stats

South Carolina-Opponent

	Pts. in Paint	Pts. Off TOs	2nd Chance Pts	Fast Break Pts
11/13 OSU	52-20	20-14	21-8	16-9
11/15 UNCG	52-18	29-4	16-10	13-8
11/18 at Clem.	24-16	21-2	22-11	8-0
11/20 at UCLA	30-20	8-17	10-9	4-6
11/27 vs. ASU	42-16	18-20	8-9	2-0
11/28 vs. CSUB	48-20	16-7	7-7	2-0
11/29 at Hawaii	36-18	23-5	12-11	6-0
12/6 Duke	42-24	15-6	18-9	15-6
12/13 Winthrop	50-18	20-9	14-10	19-6
12/16 Hampton	42-22	7-18	17-1	2-10
12/20 vs. ECU	46-18	16-6	17-11	2-0
12/22 Elon	40-32	21-17	14-10	9-8
1/3 Ark.	44-10	28-8	20-5	16-2
1/7 at VU	30-30	12-12	6-9	10-6
1/10 Mizzou	34-22	17-9	10-7	14-4
1/14 at UK	38-34	16-9	15-12	0-12
1/17 TAMU				
1/21 at Aub.				
1/24 at MSU				
1/28 Miss.				
1/31 at TAMU				
2/4 UK				
2/8 UConn				
2/11 Fla.				
2/15 at Tenn.				
2/18 Ga.				
2/22 at Ala.				
2/25 at Miss.				
2/28 LSU				
Season Avg.	40.6-21.1	17.9-10.2	14.2-8.7	8.6-4.7
SEC Avg.	36.5-24.0	18.2-9.5	12.8-8.2	10.0-5.5

much the way she has her last two SEC Player of the Year campaigns. The Charlotte, N.C., native scored seven points during a key 10-3 third-quarter run at Vanderbilt (Jan. 7) then added seven of the team's first eight points in the fourth quarter to hold off the Commodores, adding a drive and dish for a Khadijah Sessions 3-pointer and a defensive rebound in the final minute to close out the win. Against No. 20/- Missouri (Jan. 10), she hit a transition layup, a 3-pointer from the left corner and converted a steal into a layup after the Tigers had opened the third quarter on a 12-4 run. Mitchell gave South Carolina its first lead at No. 9/9 Kentucky (Jan. 14) with a traditional three-point play late in the third quarter and tipped in a missed field goal early in what became a 12-0 fourth-quarter run that delivered the win.

Starters vs. Bench Points

	SC Starters	Opp. Starters	SC Bench	Opp. Bench
11/13 OSU	58	70	30	10
11/15 UNCG	52	33	40	11
11/18 at Clem.	38	33	29	8
11/22 at UCLA	57	55	11	10
11/27 vs. ASU	39	38	21	20
11/28 vs. CSUB	56	47	34	24
11/29 at Hawaii	46	36	21	15
12/6 Duke	64	45	2	10
12/13 Winthrop	55	30	31	7
12/16 Hampton	69	35	17	15
12/20 vs. ECU	58	47	30	10
12/22 Elon	59	52	19	11
1/3 Ark.	65	24	20	8
1/7 at VU	50	35	21	26
1/10 Mizzou	54	38	29	20
1/14 at UK	59	51	14	11
1/17 TAMU				
1/21 at Aub.				
1/24 at MSU				
1/28 Miss.				
1/31 at TAMU				
2/4 UK				
2/8 UConn				
2/11 Fla.				
2/15 at Tenn.				
2/18 Ga.				
2/22 at Ala.				
2/25 at Miss.				
2/28 LSU				
Season Avg.	54.9	41.7	23.1	13.5
SEC Avg.	57.0	37.0	21.0	16.2

Quarter Breakdown

Through 64 quarters this season, South Carolina has out-scored its opponent 48 times with the Gamecocks topping their foe by double digits 16 times, including a season-high differential of 26 (35-9) in the second quarter against Arkansas (Jan. 3). This season's best first-quarter advantage is 19 (26-7) against Winthrop (Dec. 13), third-quarter margin is 22 (29-7) against Arkansas (Jan. 3) and fourth-quarter edge is 17 (27-10) vs. Hampton (Dec. 16). South Carolina has shot at least 50.0 percent in 30 quarters this season with a high of 80.0 percent (8-of-10) in the third quarter against Hampton. The Gamecocks' best shooting quarter is the fourth, during which they are hitting 50.9 percent from the field.

Defensively, of the 10 lowest shooting percentage quarters for opposing teams six have been in the second half, including three of the five lowest.

A more detailed look at the quarter-by-quarter production for the Gamecocks and their opponents.

Qtr.	SC/Opp Avg. Pts	SC/Opp Avg. Rebs	SC/Opp FG%
1	18.1/13.3	11.6/9.9	.390/.316
2	18.9/13.3	10.0/7.6	.485/.365
3	21.5/14.8	11.2/8.8	.502/.344
4	19.7/13.8	10.8/7.8	.509/.308

Individually, sophomore forward A'ja Wilson has turned in four of the seven double-digit scoring quarters this season, but senior guard Tina Roy owns the top spot with 15 points in the third quarter against Arkansas (Jan. 3). Senior guard Tiffany Mitchell has the highest first-quarter scoring total with nine against both CSUB (Nov. 28) and Winthrop (Dec. 13). Wilson owns the best mark in the other two quarters, turning in 11 in the second quarter against UNCG (Nov. 15) and 12 in the fourth quarter against Ohio State (Nov. 13).

All-Time Records vs. SEC Teams

Opponent	Overall	Under Staley	SEC Season	SEC Tourn.	H	A	N	Streak	Last
Alabama	21-15	11-0	16-12	2-2	11-5	8-8	2-2	Won 11	W: 85-54, 1/29/15 (H)
Arkansas	15-17	8-3	14-15	1-2	9-5	5-10	1-2	Won 7	W: 85-32, 1/3/16 (H)
Auburn	18-21	6-3	13-15	1-1	11-7	6-12	1-2	Won 3	W: 77-58, 1/2/14 (H)
Florida	14-20	6-4	12-18	0-2	6-10	8-8	0-2	Won 6	W: 77-42, 1/19/15 (A)
Georgia	10-33	6-6	7-21	2-2	4-14	3-15	3-4	Won 3	W: 58-35, 2/5/15 (A)
Kentucky	23-33	7-9	19-25	0-2	16-9	7-20	0-4	Won 1	W: 73-62, 1/14/16 (A)
LSU	9-22	6-5	7-22	2-0	4-10	3-12	2-0	Won 5	W: 74-54, 3/7/15 (N)
Ole Miss	18-17	8-2	14-12	2-4	10-4	6-8	2-5	Won 6	W: 77-59, 2/1/15 (A)
Miss. State	15-16	6-3	14-14	0-2	10-5	5-9	0-2	Won 6	W: 69-50, 2/26/15 (H)
Missouri	4-1	3-1	3-1	—	2-0	1-1	1-0	Won 3	W: 83-58, 1/10/16 (H)
Tennessee	4-45	3-8	2-26	1-3	2-19	1-21	1-5	Won 2	W: 62-46, 3/8/15 (N)
Texas A&M	1-3	1-3	1-2	0-1	1-1	0-1	0-1	Won 1	W: 79-61, 1/26/15 (H)
Vanderbilt	13-21	8-2	13-18	0-2	7-8	5-11	0-2	Won 6	W: 71-61, 1/7/16 (A)
Totals	165-264	79-49	135-200	11-23	91-97	58-136	13-30	Won 7	

SEC Active Leaders

Among the SEC's active leaders in seven statistical categories five different Gamecocks are among the top 10 in at least one. Senior Tiffany Mitchell's league-high six entries is not a surprise given the breadth of her resume, but the appearance of sophomore A'ja Wilson at No. 3 on the active blocked shots list (109), which junior Alaina Coates leads, may catch some observers off guard.

Mitchell headlines the South Carolina entries ranking second in scoring (1,603) and field goals made (536); third in steals (197), 3-pointers made (148); fourth in assists (306) and eighth in rebounding (522). She is the highest-ranking guard on the rebounding list, which includes just two other true perimeter players.

Coates is the league's active leader in blocks (152), sits third in rebounds (721) and 10th in scoring (1,019). She also has a current SEC-high 30 career double-doubles, including eight this season.

Senior Khadijah Sessions holds sixth in steals (147) and eighth in assists (260). Senior Tina Roy is on the 3-pointers made list, coming in at fourth (132).

Great Gamecock Fans

The state of South Carolina has rallied around

Miscellaneous Stats

Triple-Doubles	2015-16	Career	Record
Alaina Coates	1	1	1-0

Double-Doubles	2015-16	Career	Record
A'ja Wilson	9	14	13-1
Alaina Coates	8	30	29-1
Sarah Imovbioh	1	1	1-0
Tiffany Mitchell	0	4	4-0

20+ Points	2015-16	Career	Record
A'ja Wilson	4	9	8-1
Alaina Coates	2	10	9-1
Tiffany Mitchell	1	14	14-0
Bianca Cuevas	1	2	2-0
Tina Roy	1	1	1-0

10+ Points	2015-16	Career	Record
Tiffany Mitchell	16	90	81-9
Alaina Coates	12	59	56-3
A'ja Wilson	12	41	39-3
Bianca Cuevas	6	14	14-0
Tina Roy	4	16	14-2
Khadijah Sessions	3	23	22-1
Jatarie White	2	4	4-0
Sarah Imovbioh	2	2	2-0
Asia Dozier	1	14	13-1

10+ Rebounds	2015-16	Career	Record
A'ja Wilson	9	14	13-1
Alaina Coates	8	33	32-1
Sarah Imovbioh	3	3	3-0
Tiffany Mitchell	0	7	6-1
Asia Dozier	0	1	1-0

5+ Assists	2015-16	Career	Record
Tiffany Mitchell	2	13	13-0
Khadijah Sessions	2	12	12-0
Asia Dozier	2	10	10-0
Bianca Cuevas	1	6	6-0
Tina Roy	0	5	5-0

5+ Steals	2015-16	Career	Record
Bianca Cuevas	1	1	1-0
Tiffany Mitchell	0	8	8-0

5+ Blocks	2015-16	Career	Record
A'ja Wilson	2	3	2-1
Alaina Coates	1	4	4-0

head coach Dawn Staley's program in unprecedented numbers. Average attendance has grown steadily over the last three seasons, culminating in this season's sell-out of the season-ticket allotment – over 11,000. Only single-game, general admission tickets remain available for purchase.

South Carolina leads the nation in average attendance at 14,424 and is the only program averaging at least 10,000 fans this season. In fact, seven of the top 10 attended games in the Division I women's basketball this season were played at Colonial Life Arena.

Delving more deeply into the numbers, South Carolina's Colonial Life Arena's capacity of 18,000 makes it the seventh-largest women's basketball venue in the nation. South Carolina is the only one of those selling over 50 percent of their capacity as Gamecocks fans are filling Colonial Life Arena at 80.13 percent capacity, the highest of any facility seating at least 10,000 and fifth overall.

Prior to 2015-16, the Gamecocks led the nation in average attendance increase in each of the previous two seasons and paced the country in average attendance in 2014-15 at 12,293. South Carolina played in front of over 10,000 fans 15 times that season with 13 of those coming at Colonial Life Arena. The 17,156 fans that turned out for the Jan. 11 game against Kentucky were just shy of the women's basketball record of 17,712 (vs. Clemson, 11/22/02) at the facility.

U-S-A, U-S-A

USA Basketball honored two Gamecocks for their contributions to the Americans' medal count in 2015. Head coach Dawn Staley became the first person to earn Athlete of the Year and Coach of the Year honors from USA Basketball, sharing the 2015 coaching award with Sean Miller. Sophomore forward A'ja Wilson earned USA Basketball Female Athlete of the Year honors for her MVP effort at the FIBA U19 Women's World Championship.

Two other Gamecocks also represented USA Basketball last summer. Senior Tiffany Mitchell and junior Alaina Coates on the U.S. Pan Am Games silver medal team.

Highest Honors

Experts have their eye on three Gamecocks in the running for national player of the year honors – senior guard Tiffany Mitchell, junior center Alaina Coates and sophomore forward A'ja Wilson. South Carolina is in elite company with that many players in the running.

The Wooden Award got the streak going, announcing its 30-player watch list, which featured all the Gamecocks. South Carolina joined UConn as the only schools with three players selected. The organization released its Midseason Top 20 on Jan. 15, tapping Mitchell and Wilson.

The trio also appeared on the Naismith Early Season Watch List, which included the 50 best players in the nation. South Carolina was one of three teams with three entries.

Games Led Team In...

(Tied for team lead in each category included)

Scoring	2015-16	Career	Record
A'ja Wilson	7	22	20-2
Tiffany Mitchell	6	43	41-2
Alaina Coates	2	14	13-1
Tina Roy	2	4	4-0
Bianca Cuevas	1	3	3-0
Khadijah Sessions	0	3	2-1
Asia Dozier	0	2	2-0

Rebounding	2015-16	Career	Record
Alaina Coates	9	43	41-2
A'ja Wilson	8	17	16-1
Sarah Imovbioh	2	2	2-0
Jatarie White	1	1	1-0
Tiffany Mitchell	0	10	9-1

Assists	2015-16	Career	Record
Khadijah Sessions	6	28	26-2
Tina Roy	5	15	15-0
Tiffany Mitchell	4	33	31-2
Asia Dozier	3	16	16-0
Bianca Cuevas	1	9	8-1
Sarah Imovbioh	1	1	1-0
Alaina Coates	0	1	1-0

2015-16 Scoring Differentials

Largest lead in a win..... by 52 (84-32), 4th-3:11, vs. Winthrop, 12/13
 Largest deficit overcome to win..... by 11 (19-30), 2nd-3:43 at Kentucky, 1/14

2015-16 Roster

No.	Name	Pos.	Ht.	Yr.	Hometown/Last School
1	Bianca Cuevas	G	5-6	So.	Bronx, N.Y./Nazareth Regional
4	Doniyah Cliney	G	6-0	R-Fr.	Newark, N.J./Malcolm X Shabazz
5	Khadijah Sessions	G	5-8	Sr.	Myrtle Beach, S.C./Myrtle Beach
10	Allisha Gray*	G	6-0	Jr.	Sandersville, Ga./North Carolina
15	Tiffany Davis	G	5-7	Jr.	Houston Texas/Westbury Christian
22	A'ja Wilson	F	6-5	So.	Hopkins, S.C./Heathwood Hall
23	Tina Roy	G	5-11	Sr.	Kaplan, La./Kaplan
24	Sarah Imovbioh	F	6-2	Sr.	Abuja, Nigera/Virginia
25	Tiffany Mitchell	G	5-9	Sr.	Charlotte, N.C./Providence Day
31	Asia Dozier	G/F	6-0	Sr.	Columbia, S.C./Spring Valley
35	Kaela Davis*	G	6-2	Jr.	Suwanee, Ga./Georgia Tech
40	Jatarie White	F	6-4	So.	Charlotte, N.C./Providence Day
41	Alaina Coates	C	6-4	Jr.	Irmo, S.C./Dutch Fork
44	India Farmer	F	6-0	Jr.	North Myrtle Beach, S.C./North Myrtle Beach

* indicates will sit out 2015-16 due to NCAA transfer rules

Head Coach: Dawn Staley

Assoc. Head Coach: Lisa Boyer

Assistant Coaches: Nikki McCray-Penson, Fred Chmiel

The USBWA announced its 20-member watch list for the Ann Meyers Drysdale Award, which included Mitchell and Wilson, putting South Carolina among just three programs with multiple players recognized.

Legacy of Leadership

South Carolina has thrived under excellent leadership from its team-selected captains the last few seasons. While some thought that area would be a question mark heading into this season, the Gamecocks selected their four returning seniors – Asia Dozier, Tiffany Mitchell, Tina Roy and Khadijah Sessions – as their captains. All but Roy have served in that capacity at least once prior to this season.

Mitchell's March

Senior guard Tiffany Mitchell has worked her way into the annual national player of the year conversations over the last two seasons, and expectations are the same this season for the two-time All-American and reigning back-to-back SEC Player of the Year. Ranking among the SEC's best in numerous categories over the last three seasons, Mitchell is steadily moving up various Gamecocks' career charts as well.

Here are a few of the career benchmarks she has a chance to catch:

Category	Current	Chasing	To Go
Points	1,603 (9th)	1,620 (8th)	17
3FG Made	148(7th)	152 (6th)	4
FT Made	383 (5th)	411 (4th)	28
FT Att.	500 (7th)	513 (6th)	13
Steals	197	212 (10th)	15
Minutes	3,576 (9th)	3,685 (8th)	109
Games	120	125 (10th)	5

Double-Double Trouble

The most recent addition to the Gamecocks' 1,000-point club, junior center Alaina Coates has the size and skill to take over games against any opponent and continues to grow more comfortable in that role. With eight double-doubles this season and best-in-the-nation .698 field goal percentage, she is among the SEC

top 20 in both scoring (16th, 12.2 ppg) and rebounding (2nd, 9.4 rpg).

Coates became the 31st member of the 1,000-point club in the first 30 seconds of the win over No. 20/-Missouri (Jan. 10) but just the 13th member to also amass 700 career rebounds – a number she also reached against the Tigers.

With 30 career double-doubles, during which the Gamecocks are 29-1, she is sixth in program history in that category, just two shy of reaching the all-time top five, which has not changed since Marsha Williams moved into the No. 2 spot in 1992-93 with 44. (The school record of 70 belongs to Sheila Foster, 1979-82.) With three straight double-doubles to open league play, Coates marched and then broke Williams' school record for double-doubles in SEC action, previously 11 now 13.

The SEC's active leader with 152 career blocks, Coates is third in South Carolina history in the category. She is just 25 shy of Lakesha Tolliver's (2004-07) career record of 177.

Hometown Hero

Sophomore forward A'ja Wilson has lived up to her billing, both this season being selected to the watch lists for the Wooden, Naismith and the USBWA Ann Meyers Drysdale Awards and last season as the SEC Freshman of the Year, First-Team All-SEC selection and the first Gamecock freshman to earn All-America honors.

This season, Wilson has been the Gamecocks' top scorer seven times and top rebounder in eight games. She leads the SEC in blocks per game (3.1) and double-doubles (9), categories in which she ranks fifth and 14th in the nation, respectively. Wilson is also among the SEC's top five in scoring (5th, 16.4), rebounding (3rd, 9.4) and field goal percentage (4th, .543).

Named SEC Player of the Week three times in the first four weeks of the season, Wilson has routinely delivered at crunch time – 12 of her 20 points against #6/10 Ohio State (Nov. 13) came in the fourth quarter, including six of the team's 10 in the final 2:35; scoring and rebounding late at UCLA (Nov. 22) put Gamecocks on top in final 3:00 of tight game; three rebounds in final 18 seconds of tie game vs. #16/18 Arizona State (Nov. 27) led to game-winning free throws with 0.6 seconds to play; 10 points in fourth quarter vs. CSU Bakersfield (Nov. 28) broke open seven-point game

heading into the period; 20 second-half points against Duke included 12 of the team's 16 in the third quarter and six in the final 1:45 of the game; and nine points of 15-2 fourth-quarter run to break open a 56-56 tie at #9/9 Kentucky (Jan. 14).

Zone Buster

Senior guard Tina Roy opened her fifth and final season with the Gamecocks in the starting lineup after great offseason and preseason work. The Kaplan, La., native struggled to get her shot on track early, though, and ceded her starting role after nine games. Roy returned from the holiday break with a renewed sense of urgency around practice, and the change has shown in games.

Roy kicked off 2016 by tying the school record for made 3s in an SEC game, burying seven against Arkansas (Jan. 3) and followed that with four at Vanderbilt (Jan. 7) and again at #9/9 Kentucky (Jan. 14). Entering the season hitting 29.5 percent from 3-point range in her career, Roy is hitting 38.6 percent from behind the arc this season to rank third in the league, including an SEC-best 50.0 percent so far in conference play. Her early scoring burst in conference play has her ranked 14th in the league with 12.3 points per SEC game, which includes a league-leading 4.0 3-pointers made per game.

The Senior Sessions

Named a team captain for the second time in three seasons, senior Khadijah Sessions has had a vice-like grip on the starting point guard spot for the Gamecocks over the last three seasons. After leading the team to back-to-back SEC regular-season championships and the program's first NCAA Final Four during that stretch, the Myrtle Beach, S.C., native took the challenge of expanding her offensive game to force opposing defenses to honor her as a scoring threat, especially in the half-court.

Sessions has delivered so far, shooting a career-best 49.3 percent from the field this season, including 55.0 percent in SEC play, during which she is 5-of-7 from 3-point range as well. She has scored at least five points 12 times through 16 games, including three double-digit outings. Through four conference games, Sessions averages 8.5 points, including 1.3 made 3s per game, while still averaging 2.0 assists per game and 1.8 steals.



Around the SEC

	SEC Games			Overall		
	W	L	Pct.	W	L	Pct.
South Carolina	4	0	1.000	16	0	1.000
Mississippi St.	3	1	.750	16	2	.889
Texas A&M	3	1	.750	13	4	.764
Arkansas	2	2	.500	7	10	.411
Auburn	2	2	.500	12	5	.705
Florida	2	2	.500	14	3	.823
Kentucky	2	2	.500	13	2	.867
Tennessee	2	2	.500	11	5	.687
Missouri	2	2	.500	15	2	.882
Vanderbilt	2	2	.500	13	4	.764
Alabama	1	3	.250	12	5	.705
Georgia	1	3	.250	13	4	.776
LSU	1	3	.250	7	10	.411
Ole Miss	1	3	.250	9	8	.529

Today's Games

January 17

Georgia at Alabama, 5 p.m. (SECN)
 #24/- Missouri at Arkansas, 3 p.m. (SECN)
 Auburn at #9/9 Kentucky, 1 p.m. (SECN)
 LSU at #20/21 Florida, 2 p.m. (SECN+)

Rankings are listed as AP/ESPN Poll
 All Times Eastern; TV Network in ()

AP Top 25

(Week of Jan. 11)

1. Connecticut	14-0
2. South Carolina	15-0
3. Notre Dame	15-1
4. Texas	15-0
5. Ohio State	12-3
6. Baylor	16-1
7. Mississippi State	16-1
8. Maryland	14-2
9. Kentucky	13-1
10. Arizona State	12-3
11. Stanford	13-3
12. Oregon State	12-3
13. Tennessee	11-4
14. Oklahoma	12-3
15. Texas A&M	12-4
16. Florida State	11-4
17. UCLA	11-4
18. Michigan State	12-3
19. South Florida	10-4
20. Florida	14-2
21. Miami (FL)	15-2
22. Duke	12-5
23. Louisville	12-5
24. Missouri	14-2
25. Southern Cal	14-2

USA Today Coaches Top 25

(Week of Jan. 4)

1. Connecticut	14-0
2. South Carolina	15-0
3. Notre Dame	15-1
4. Texas	15-0
5. Ohio State	12-3
6. Mississippi State	16-1
7. Baylor	16-1
8. Maryland	14-2
9. Kentucky	13-1
10. Oregon State	12-3
11. Texas A&M	12-4
12. Stanford	13-3
13. Arizona State	12-3
14. Florida State	11-4
15. Tennessee	11-4
16. South Florida	10-4
17. Oklahoma	12-3
18. Michigan State	12-3
19. Duke	12-5
20. Miami (FL)	15-2
21. Florida	14-2
22. Louisville	12-5
23. UCLA	11-4
24. Northwestern	12-4
25. Duquesne/DePaul	15-1/12-6

South Carolina's Record When...

	SEC	All		SEC	All
Record.....	4-0	16-0	No South Carolina players foul out	4-0	15-0
Playing a ranked opponent.....	2-0	5-0	One or more SC players foul out.....	0-0	1-0
Playing at home	2-0	8-0	Having 20 or more assists.....	0-0	2-0
Playing on the road	2-0	5-0	Having less than 20 assists.....	4-0	14-0
Playing at neutral site	0-0	3-0	Scoring more pts. in paint than opponent	3-0	15-0
Leading at half	2-0	12-0	Scoring equal/less pts. in paint than opp.	1-0	1-0
Trailing at half	1-0	3-0	Scoring more pts. off TOs than opponent	3-0	12-0
Tied at half	1-0	1-0	Scoring equal/less pts. off TOs than opp.	1-0	4-0
Playing an overtime game	0-0	0-0	Scoring more 2nd-chance pts.	3-0	13-0
0 players score in double figures	0-0	0-0	Scoring equal/less 2nd-chance pts.....	1-0	3-0
1 player scores in double figures	0-0	0-0	Scoring more fast break pts.....	3-0	13-0
2 players score in double figures	0-0	2-0	Scoring equal/less fast break pts.....	1-0	3-0
3 players score in double figures	1-0	6-0	Wearing white uniforms	3-0	11-0
4 players score in double figures	2-0	5-0	Wearing black uniforms	1-0	5-0
5 players score in double figures	1-0	3-0	Wearing pink uniforms	0-0	0-0
More than 5 players in double figures.....	0-0	0-0	Playing in tournaments/classics	4-0	4-0
Starters out-score opponent's starters	4-0	15-0	Playing on live television	4-0	14-0
Opponent's starters score equal/more	0-0	1-0	Playing in November.....	7-0	7-0
Bench out-scores opponent's bench	3-0	14-0	Playing in December	5-0	5-0
Opponent's bench scores equal/more.....	1-0	2-0	Playing in January	4-0	4-0
SC Starters out-score SC Bench.....	4-0	16-0	Playing in February	0-0	0-0
SC Bench out-scores/ties SC Starters	0-0	0-0	Playing in March.....	0-0	0-0
Shooting 50% or better	2-0	5-0	Playing during the day.....	2-0	9-0
Shooting between 40-49%	2-0	10-0	Playing at night	2-0	7-0
Shooting between 30-39%	0-0	1-0	Playing on Sunday.....	2-0	8-0
Shooting less than 30%	0-0	0-0	Playing on Monday.....	0-0	0-0
Opponent shoots 50% or better	0-0	0-0	Playing on Tuesday.....	0-0	1-0
Opponent shoots between 40-49%	1-0	3-0	Playing on Wednesday.....	0-0	2-0
Opponent shoots between 30-39%	2-0	9-0	Playing on Thursday.....	2-0	2-0
Opponent shoots less than 30%	1-0	4-0	Playing on Friday	0-0	2-0
Shooting better than opponent.....	4-0	16-0	Playing on Saturday.....	0-0	1-0
Shooting worse than/equal to opponent	0-0	0-0	Margin is less than 5 pts.	0-0	2-0
Having more FTs made than opponent	3-0	14-0	Margin is between 5-9.....	0-0	1-0
Having equal/less FTs made than opponent	1-0	2-0	Margin is between 10-19.....	2-0	6-0
Out-rebounding opponent.....	4-0	15-0	Margin is 20 pts. or more.....	2-0	7-0
Having equal/less rebounds than opponent	0-0	1-0	Having a 20-pt. scorer.....	3-0	8-0
Having more TOs than opponent	0-0	4-0	Having a 30-pt. scorer.....	0-0	0-0
Having equal or less TOs than opponent.....	4-0	12-0	Scoring 49 points or less.....	0-0	0-0
Attempting more FT than 3FG.....	3-0	11-0	Scoring 50-59 points.....	0-0	0-0
Attempting equal/less FT than 3FG	1-0	5-0	Scoring 60-69 points.....	0-0	5-0
Making 5 or more 3FGs.....	3-0	10-0	Scoring 70-79 points.....	2-0	3-0
Making less than 5 3FGs.....	1-0	6-0	Scoring 80-89 points.....	2-0	6-0
Making no 3 FGs.....	0-0	0-0	Scoring 90-99 points.....	0-0	2-0
Attempting 15 or more 3FGs.....	3-0	10-0	Scoring 100 points or more.....	0-0	0-0
Attempting less than 15 3FGs.....	1-0	6-0			

2015-16 Team High/Low

South Carolina Highs	South Carolina Lows	Category	Opponent Lows	Opponent Highs
92 vs. UNCG, 11/15 85 vs. Arkansas, 1/3	60 vs. Arizona State, 11/27 71 at Vanderbilt, 1/7	Points in Game (SEC)	32, Arkansas, 1/3 32, Arkansas, 1/3	80, Ohio State, 11/13 62, at Kentucky, 1/14
56 (2nd) vs. Hampton, 12/16 45 (2nd) at Kentucky, 1/14	29 (1st) at Hawaii, 11/29 31 (1st) at Vanderbilt, 1/7	Points in a Half (SEC)	13 (1st), Winthrop, 12/13 14 (2nd), Arkansas, 1/3	47 (1st), Ohio State, 11/13 41 (2nd), Missouri, 1/10
35 (2nd) vs. Arkansas, 1/3 35 (2nd) vs. Arkansas, 1/3	8 (1st) at Kentucky, 1/14 8 (1st) at Kentucky, 1/14	Points in a Quarter (SEC)	5 (1st), Missouri, 1/10 5 (1st), Missouri, 1/10	26 (1st), Ohio State, 11/13 24 (4th), Missouri, 1/10
35 vs. CSUB, 11/28 35 vs. UNCG, 11/15 33 vs. Arkansas, 1/3	23 at Clemson, 11/18 24 vs. Missouri, 1/10	Field Goals Made (SEC)	13, Arkansas, 1/3 13, Arkansas, 1/3	26, Ohio State, 11/13 24, at Kentucky, 1/14
69 vs. Ohio State, 11/13 63 vs. Kentucky, 1/14 63 vs. Arkansas, 1/13	50 at Vanderbilt, 1/7 50 at Vanderbilt, 1/7	Field Goal Attempts (SEC)	43, at Clemson, 11/18 53, at Vanderbilt, 1/7	80, Ohio State, 11/13 64, at Kentucky, 1/14
.548 (34-62) vs. Winthrop, 12/13 .524 (33-63) vs. Arkansas, 1/13	.365 (23-63) at Clemson, 11/18 .412 (26-63) at Kentucky, 1/14	FG Percentage (SEC)	.241 (13-54), Arkansas, 1/3 .241 (13-54), Arkansas, 1/3	.442 (23-52), Elon, 12/22 .415 (22-53), at Vanderbilt, 1/7
11 vs. Arkansas, 1/3 11 vs. Arkansas, 1/3	1 vs. Arizona State, 11/17 3 vs. Missouri, 1/10	3-Point FG Made (SEC)	1, Arkansas, 1/3 1, Winthrop, 12/13 1, Arkansas, 1/3	10, Ohio State, 11/13 4, Missouri, 1/10 4, at Vanderbilt, 1/7
25 at Clemson, 11/18 23 vs. Arkansas, 1/3	10 vs. Duke, 12/6 14 vs. Missouri, 1/10	3-Point FG Attempts (SEC)	7, at Clemson, 11/18 9, at Kentucky, 1/14	23, vs. ECU, 12/20 23, Ohio State, 11/13 21, Missouri, 1/10
32 vs. Missouri, 1/10 32 vs. Missouri, 1/10	8 vs. Arkansas, 1/3 8 vs. Arkansas, 1/3	Free Throws Made (SEC)	4, Winthrop, 12/13 5, Arkansas, 1/3	18, Missouri, 1/10 18, Ohio State, 11/13 18, Missouri, 1/10
43 vs. Missouri, 1/10 43 vs. Missouri, 1/10	12 vs. Winthrop, 12/13 13 vs. Arkansas, 1/3	Free Throw Attempts (SEC)	8, Hampton, 12/16 10, Arkansas, 1/3	25, at UCLA, 11/22 21, Missouri, 1/10
.875 (14-16) at UCLA, 11/22 .744 (32-43) vs. Missouri, 1/10	.478 (11-23) at Vanderbilt 1/7 .478 (11-23) at Vanderbilt, 1/7	FT Percentage (SEC)	.267 (4-15), Winthrop, 12/13 .500 (5-10), Arkansas, 1/3	.929 (13-14), vs. ECU, 12/20 .867 (13-15), at Vanderbilt, 1/7
54 vs. ECU, 12/20 48 vs. Arkansas, 1/3	30 at Vanderbilt, 1/7 30 at Hawaii, 11/29 30 at Vanderbilt, 1/7	Rebounds (SEC)	19, Hampton, 12/16 26, Arkansas, 1/3	42, Ohio State, 11/13 43, at Kentucky, 1/14
25 vs. UNCG, 11/15 25 vs. Winthrop, 12/13 18 vs. Arkansas, 1/3	6 vs. Arizona State, 11/27 10 vs. Missouri, 1/10	Assists (SEC)	3, Ohio State, 11/13 7, at Kentucky, 1/14	16, vs. CSUB, 11/28 12, at Vanderbilt, 1/7
15 vs. UNCG, 11/15 14 vs. Missouri, 1/10	3 at Kentucky, 1/14 3 vs. Hampton, 12/16 3 at Kentucky, 1/14	Steals (SEC)	0, at Clemson, 11/18 3, at Kentucky, 1/14	13, at UCLA, 11/22 13, Ohio State, 11/13 6, Missouri, 1/10
16 vs. Winthrop, 12/13 10 at Kentucky, 1/14	0 at Vanderbilt, 1/7 0 at Vanderbilt, 1/7	Blocked Shots (SEC)	0, at Clemson, 11/18 1, at Vanderbilt, 1/7 1, Arkansas, 1/3	10, Ohio State, 11/13 2, at Kentucky, 1/14 2, Missouri, 1/10
21 vs. Arizona State, 11/27 21 at UCLA, 11/22 15 vs. Arkansas, 1/3	5 vs. CSUB, 11/28 5 at Clemson, 11/18 11 at Kentucky, 1/14 11 at Vanderbilt, 1/7	Turnovers (SEC)	9, Hampton, 12/16 9, at UCLA, 11/22 13, at Kentucky, 1/14 13, at Vanderbilt, 1/7	21, UNCG, 11/15 20, Missouri, 1/10
22 vs. Missouri, 1/10 22 at Hawaii, 11/29 22 vs. Missouri, 1/10	11 vs. Arkansas, 1/3 11 vs. Arkansas, 1/3	Fouls (SEC)	16, Winthrop, 12/13 17, Arkansas, 1/3	34, Missouri, 1/10 32, Missouri, 1/10

2015-16 Individual Superlatives

Category	South Carolina	Opponent
Points in Game (SEC)	29 by Alaina Coates vs. Winthrop, 12/13 26 by A'ja Wilson at Kentucky, 1/14	36 by Kelsey Mitchell, Ohio State, 11/13 16 by Makayla Epps, at Kentucky, 1/14 16 by Janee Thompson, at Kentucky, 1/14
Points in a Half	20 (2nd) by A'ja Wilson vs. Duke, 12/6 15 (2nd) by A'ja Wilson at Kentucky, 1/14 15 (2nd) by Tiffany Mitchell at Vanderbilt, 1/7 15 (2nd) by Tina Roy vs. Arkansas, 1/3	21 (2nd) by Kelsey Mitchell, Ohio State, 11/13 10 (2nd) by Janee Thompson, at Kentucky, 1/4
Points in a Quarter (SEC)	15 (3rd) by Tina Roy vs. Arkansas, 1/3 15 (3rd) by Tina Roy vs. Arkansas, 1/3	13 (4th) by Kelsey Mitchell, Ohio State, 11/13 9 (2nd) by Rebekah Dahlman, at Vanderbilt, 1/7
Field Goals Made (SEC)	13 by Alaina Coates vs. Winthrop, 12/13 11 by A'ja Wilson at Kentucky, 1/14	10 by Kelsey Mitchell, Ohio State, 11/13 7 by Janee Thompson, at Kentucky, 1/14
Field Goal Attempts (SEC)	19 by A'ja Wilson vs. Duke, 12/6 16 by A'ja Wilson at Kentucky, 1/14	24 by Kelsey Mitchell, Ohio State, 11/13 15 by Makayla Epps, at Kentucky, 1/14 15 by Janee Thompson, at Kentucky, 1/14
FG Percentage (SEC)	1.00 (3-3) by Alaina Coates vs. Missouri, 1/10 1.00 (3-3) by Tina Roy vs. Elon, 12/22 1.00 (3-3) by Shay Colley vs. CSU Bakersfield, 11/28 1.00 (3-3) by Alaina Coates vs. Missouri, 1/10	.750 (3-4) by Kendall Shaw, at Vanderbilt, 1/7 .750 (3-4) by Kendall Shaw, at Vanderbilt, 1/7
3-Point FG Made (SEC)	7 by Tina Roy vs. Arkansas, 1/3 7 by Tina Roy vs. Arkansas, 1/3	4 by Katie Hempten, vs. Arizona State, 11/27 4 by Ameryst Alston, Ohio State, 11/13 4 by Kelsey Mitchell, Ohio State, 11/13 2 by Janee Thompson, at Kentucky, 1/14 2 by Rebekah Dahlman, at Vanderbilt, 1/7 2 by Christa Reed, at Vanderbilt, 1/7
3-Point FG Attempts (SEC)	12 by Tina Roy vs. Arkansas, 1/3 12 by Tina Roy vs. Arkansas, 1/3	9 by Kelsey Mitchell, Ohio State, 11/13 7 by Rebekah Dahlman, at Vanderbilt, 1/7
3-Point FG Percentage (SEC)	1.00 (3-3) by Tina Roy vs. Elon, 12/22 .667 (4-6) by Tina Roy at Vanderbilt, 1/7	.800 (4-5) by Ameryst Alston, Ohio State, 11/13 .500 (2-4) by Janee Thompson, at Kentucky, 1/14 .500 (2-4) by Christa Reed, at Vanderbilt, 1/7
Free Throws Made (SEC)	8 by Tiffany Mitchell vs. Missouri, 1/10 8 by A'ja Wilson vs. Duke, 12/6 8 by Tiffany Mitchell vs. Missouri, 1/10	12 by Kelsey Mitchell, Ohio State, 11/13 7 by Jordan Frericks, Missouri, 1/10
Free Throw Attempts (SEC)	12 by Alaina Coates vs. Missouri, 1/10 12 by Alaina Coates vs. Missouri, 1/10	13 by Kelsey Mitchell, Ohio State, 11/13 8 by Jordan Frericks, Missouri, 1/10 8 by Cierra Porter, Missouri, 1/10
FT Percentage (SEC)	1.00 (6-6) by Alaina Coates vs. Elon, 12/22 1.00 (6-6) by Tiffany Mitchell at UCLA, 11/22 1.000 (5-5) by Tiffany Mitchell at Kentucky, 1/14	1.00 (6-6) by Jada Payne, East Carolina, 12/20 1.000 (4-4) by Alexis Jennings, at Kentucky, 1/14
Rebounds (SEC)	16 by Alaina Coates vs. Winthrop, 12/13/15 13 by A'ja Wilson at Kentucky, 1/14	15 by Shayla Cooper, Ohio State, 11/13 10 by Batouly Camara, at Kentucky, 1/14
Assists (SEC)	6 by Khadijah Sessions vs. Winthrop, 12/13 6 by Bianca Cuevas vs. CSU Bakersfield, 11/28 6 by Asia Dozier vs. UNCG, 11/15 6 by Tina Roy vs. UNCG, 11/15 5 by Tiffany Mitchell at Vanderbilt, 1/7	8 by Shay Burnett, Elon, 12/22 4 by Janee Thompson, at Kentucky, 1/14 4 by Minta Spears, at Vanderbilt, 1/7 4 by Devin Cospers, Arkansas, 1/3
Steals (SEC)	5 by Bianca Cuevas vs. Missouri, 1/10 5 by Bianca Cuevas vs. Missouri, 1/10	6 by Jordin Canada, at UCLA, 11/22 2 by Evelyn Akhator, at Kentucky, 1/14 2 by Rebekah Dahlman, at Vanderbilt, 1/7 2 by Jasmine Jenkins, at Vanderbilt, 1/7 2 by Melissa Wolff, Arkansas, 1/3
Blocked Shots (SEC)	10 by Alaina Coates vs. Winthrop, 12/13 8 by A'ja Wilson at Kentucky, 1/14	4 by Kaylah Lupoe, Hampton, 12/16 1 by 6 players
Turnovers (SEC)	8 by Tiffany Mitchell vs. Ohio State, 11/13 3 by Bianca Cuevas vs. Missouri, 1/10 3 by Bianca Cuevas vs. Arkansas, 1/3 3 by Sarah Imovbiok vs. Arkansas, 1/3 3 by Tiffany Mitchell vs. Arkansas, 1/3	8 by Shayla Cooper, Ohio State, 11/13 5 by Janee Thompson, at Kentucky, 1/14

Gamecock Career Highs

Alaina Coates

Pts 29 vs. Winthrop, 12/13/15
FG 13 vs. Winthrop, 12/13/15
FGA 16 vs. Vanderbilt, 1/5/14
FG % 1.000 (7-7) vs. SC St., 12/22/13
FT 11 at San Diego St., 11/23/13
FTA 15 at San Diego St., 11/23/13
FT % 1.000 (10-10) vs. North Carolina, 3/27/15
Reb 17 vs. Kentucky, 1/9/14
Off Reb 7 vs. Kentucky, 1/9/14
Def Reb 13 vs. CSU Northridge, 3/23/14
Blk 10 vs. Winthrop, 12/13/15
Stl 3, 3x, last vs. UNCG, 11/15/15
Asst 3, 3x, last vs. Savannah State, 3/22/15
Min 32 at UCLA, 11/22/15

Bianca Cuevas

Pts 21 at Ole Miss, 2/1/15
FG 8 vs. CSUB, 11/28/15
FGA 14 at Georgia, 2/5/15
FG % .833 (5-6) at Hampton, 12/17/14
3FG 2, 5x, last vs. CSUB, 11/28/15
3FGA 6 vs. Clemson, 11/20/14
3FG % .667 (2-3) at Hampton, 12/17/14
FT 9 at Ole Miss, 2/1/15
FTA 11 at Ole Miss, 2/1/15
FT % 1.000 (5-5) vs. Syracuse, 3/22/15
Reb 4, 6x, last vs. Duke, 12/6/15
Off Reb 3 vs. Alabama, 1/29/15
Blk 2 vs. NC Central, 12/1/14
Stl 5 Missouri, 1/10/16
Asst 6 vs. CSUB, 11/28/15
Min 29 at Hawaii, 11/29/15

Asia Dozier

Pts 16, 2x, at San Diego St., 11/23/13
FG 6, 2x, last at Alabama, 1/8/15
FGA 13 at San Diego St., 11/23/13
FG % 1.00 (4-4) at Kentucky, 2/14/13
3FG 4, 2x, last vs. Syracuse, 3/22/15
3FGA 10 at San Diego St., 11/23/13
3FG % 1.000 (2-2), 3x, last vs. East Carolina, 12/20/15
FT 4, 3x, last vs. Florida State, 3/29/15
FTA 7 vs. Elon, 11/9/12
FT % 1.000 (4-4), 2x, last vs. Florida State, 3/29/15
Reb 10 vs. Elon, 11/9/12
Off Reb 4 vs. Elon, 11/9/12
Blk 3 at Kentucky, 3/1/15
Stl 2, 9x, last vs. Hampton, 12/16/15
Asst 6, 3x, last vs. UNCG, 11/15/15
Min 40 at Arkansas, 1/2/14

India Farmer

Pts 3, 2x, last vs. Alabama, 1/19/14
FGA 3 vs. NC Central, 12/2/13
3FGA 2 vs. NC Central, 12/2/13
FT 2 at Florida, 1/19/15
FTA 2, 2x, last, at Florida, 1/19/15
FT % 1.000 (2-2) at Florida, 1/19/15
Reb 3 vs. NC Central, 12/2/13
Blk 2 vs. UNCG, 11/15/15
Min 11 vs. NC Central, 12/2/13

Sarah Imovbioh

Pts 19 vs. Hampton, 12/16/15
FG 6 vs. Hampton, 12/16/15
FGA 8 vs. Hampton, 12/16/15
FG % 1.00 (3-3) vs. Winthrop, 12/13/15
FT 7 vs. Hampton, 12/16/15
FTA 9 vs. Hampton, 12/16/15
FT % .777 (7-9) vs. Hampton, 12/16/15
Reb 12 vs. East Carolina, 12/20/15
Off Reb 5, 2x, last vs. Hampton, 12/16/15
Def Reb 8 vs. East Carolina, 12/20/15
Stl 2, 2x, last at Clemson, 11/18/15
Asst 2, 2x, last vs. Missouri, 1/10/16
Min 24 vs. Hampton, 12/16/15

Tiffany Mitchell

Pts 25 vs. Georgia, 2/27/14
FG 8, 7x, last at Vanderbilt, 1/7/16
FGA 17 vs. Tennessee, 1/3/13
FG % .857 (6-7) vs. Savannah State, 12/14/14
3FG 6, 2x, last at Hampton, 12/17/14
3FGA 8, 2x, last at Hampton, 12/17/14
3FG % 1.000 (6-6) vs. San Diego State, 11/23/14
FT 13 vs. CSU Northridge, 3/23/14
FTA 17 vs. CSU Northridge, 3/23/14
FT % 1.000 (10-10) vs. Georgia, 2/27/14
Reb 11, 5x, last at Arkansas, 1/2/14
Off Reb 6 at Florida, 1/20/13
Blk 3 at Arkansas, 2/19/15
Stl 7 vs. NC Central, 12/1/14
Asst 9 at San Diego State, 11/23/13
Min 40, 2x, last vs. Florida State, 3/29/15

Tina Roy

Pts 21 vs. Arkansas, 1/3/16
FG 7 vs. Arkansas, 1/3/16
FGA 14 at UCLA, 11/22/15
FG % 1.000 (4-4) at Alabama, 1/8/15
3FG 7 vs. Arkansas, 1/3/16
3FGA 12 vs. Arkansas, 1/3/16
3FG % 1.000 (3-3), 2x, last vs. Elon, 12/22/15
FT 4 at Southern Cal, 11/25/13
FTA 4, 4x, last vs. Georgia, 2/27/14
FT % 1.000 (4-4) at Southern Cal, 11/25/13
Reb 8 at Mississippi State, 2/6/14
Off Reb 3, 2x, last vs. CSU Northridge, 3/23/14
Blk 2 vs. Mississippi State, 2/6/14
Stl 3 vs. Southern Cal, 11/15/14
Asst 10 vs. Savannah State, 12/14/14
Min 37 at UCLA, 11/22/15

Khadijah Sessions

Pts 19 vs. Auburn, 2/3/13
FG 6, 2x, last vs. Seton Hall, 11/17/13
FGA 15 at Missouri, 2/28/13
FG % .833 (5-6) vs. LSU, 2/12/15
3FG 3, 4x, last vs. LSU, 3/7/15
3FGA 6, 3x, last vs. Kentucky, 1/11/15
3FG % 1.00 (3-3) at Kentucky, 2/20/14
FT 8 vs. Auburn, 2/3/13
FTA 12 vs. Missouri, 2/2/14
FT % 1.00 (5-5) at Kentucky, 2/20/14
Reb 6 vs. Clemson, 11/20/14
Off Reb 3, 3x, last at Vanderbilt, 1/7/16
Stl 4, 13x, last vs. Duke, 12/6/15
Asst 8 vs. NC Central, 12/1/14
Min 37, 2x, last vs. Duke, 12/6/15

Jatarie White

Pts 14 vs. East Carolina, 12/20/15
FG 5, 2x, last vs. East Carolina, 12/20/15
FGA 12 vs. Clemson, 11/20/14
FG % .626 (5-8) vs. East Carolina, 12/20/15
FT 5 vs. Missouri, 1/10/16
FTA 6, 2x, last vs. Missouri, 1/10/16
FT % 1.000 (2-2), 2x, last vs. Hampton, 12/16/15
Reb 9 vs. Winthrop, 12/13/15
Off Reb 4 at Clemson, 11/18/15
Def Reb 8 vs. Winthrop, 12/13/15
Blk 4 vs. Winthrop, 12/13/15
Stl 2 vs. Syracuse, 3/22/15
Asst 2, 4x, last at Clemson, 11/18/15
Min 22 vs. San Diego St., 11/23/14

A'ja Wilson

Pts 28 vs. Duke, 12/6/15
FG 11 at Kentucky, 1/14/16
FGA 19 vs. Duke, 12/6/15
FG % .800 (8-10) vs. Savannah State, 12/14/14
FT 11 vs. LSU, 2/12/15
FTA 15 vs. LSU, 2/12/15
FT % 1.00 (5-5) vs. Miss. St., 2/26/15
Reb 19 at Kentucky, 3/1/15
Off Reb 6, 3x, last at Kentucky, 1/14/16
Def Reb 14 at Kentucky, 3/1/15
Blk 8 at Kentucky, 1/14/16
Stl 3, 4x, last vs. Central Michigan, 12/20/14
Asst 4 vs. CSUB, 11/28/15
Min 33 at Kentucky, 3/1/15

The Last Time...

Individual

Scored 50 Points

South Carolina 51, Jocelyn Penn vs. Stetson, 1/4/03
Opponent Never

Scored 40 Points

South Carolina 51, Jocelyn Penn vs. Stetson, 1/4/03
Opponent 46, Cornelia Gayden, LSU, 1/14/95

Scored 30 Points

South Carolina 30, Ieasia Walker vs. Clemson, 11/18/10
Opponent 36, Kelsey Mitchell, Ohio State, 11/13/15

Grabbed 20 Rebounds

South Carolina 25, Kelsey Bone vs. Boston University, 12/28/09
Opponent 24, Courtney Paris, Oklahoma, 12/30/07

Grabbed 15 Rebounds

South Carolina 15, Alaina Coates vs. East Carolina, 12/20/15
Opponent 15, Shayla Cooper, Ohio State, 11/13/15

Two Players with 20 or More Points

South Carolina A'ja Wilson 26/Bianca Cuevas 20 vs. CSU Bakersfield, 11/28/15
Opponent Kelsey Mitchell 36/Ameryst Alston 23, Ohio State, 11/13/15

Two Players with 10 or More Rebounds

South Carolina A'ja Wilson 13/Alaina Coates 11 at Kentucky, 1/14/16
Opponent Shela Boykin 12/Danielle Ballard 12, LSU, 2/12/15

Had 10 Assists

South Carolina 10, Tina Roy vs. Savannah State, 12/14/14
Opponent 11, Marneshia Richard, Mississippi State, 1/21/07

Had Five Steals

South Carolina 5, Bianca Cuevas vs. Missouri, 1/10/16
Opponent 6, Jordyn Canada, at UCLA, 11/22/15

Had Five Blocked Shots

South Carolina 8, A'ja Wilson at Kentucky, 1/14/16
Opponent 5, Breanna Stewart, at UConn, 2/9/15

Had a Double-Double

South Carolina A'ja Wilson (26 pts/13 rebs) at Kentucky, 1/14/16
Opponent Marina Laramie (13 pts/10 rebs) vs. East Carolina, 12/20/15

Two Players had a Double-Double

South Carolina Alaina Coates (13 pts/12 rebs)/ A'ja Wilson (11 pts/11 rebs) vs. Missouri, 1/10/16
Opponent Sheila Boykin (12 pts/12 rebs)/Danielle Ballard (16 pts/12 rebs), LSU, 2/12/15

Three Players had a Double-Double

South Carolina Ashley Bruner (16 pts/12 rebs)/Aleighsa Welch (16 pts/ 11 rebs)/ Elem Ibiam (12 pts/10 rebs) vs. Kansas, 3/25/13
Opponent Merlakia Jones (26 pts/10 rebs)/Takilya Davis (19 pts/13 rebs)/ DeLisha Milton (14 pts/15 rebs), at Florida, 2/20/94

Had a Triple-Double

South Carolina Alaina Coates (29 pts/16 rebs/10 blks) vs. Winthrop, 12/13/15
Opponent Never

Team

Scored 100 Points

South Carolina 102 at Alabama, 1/8/15
Opponent 103, Clemson, 11/21/03

Won by 30 or More Points

South Carolina 85-32 (53) vs. Arkansas, 1/3/16
Opponent 66-34 (32), Georgia, 3/4/11

Shot 65% or Better from the Field

South Carolina .652 (45-69) vs. East Tennessee State, 12/19/00
Opponent Never

Shot 60% or Better from the Field

South Carolina .612 (30-49) vs. Florida State, 3/29/15
Opponent .604 (29-48), Vanderbilt, 1/18/01

Shot 50% or Better from the Field

South Carolina .524 (33-63) vs. Arkansas, 1/3/16
Opponent .554 (31-56), at UConn, 2/9/15

No Players in Double-Figure Points

South Carolina at Auburn, 1/19/12
Opponent Arkansas, 1/3/16

Five Players in Double-Figure Points

South Carolina vs. Arkansas, 1/3/16
Opponent Arkansas, 2/14/10

More Than Five Players in Double-Figure Points

South Carolina 6 vs. Syracuse, 3/22/15
Opponent 6 at Georgia, 2/13/03

Faced AP Top-25 Opponent

Win 83-58 vs. No. 20 Missouri, 1/10/16
Loss 56-67 at No. 13 Kentucky, 3/1/15

Faced AP Top-10 Opponent

Win 73-62 at No. 9 Kentucky, 1/14/16
Loss 87-62 at No. 2 UConn, 2/9/15

Faced AP Top-5 Opponent

Win 62-46 vs. No. 5 Tennessee, 3/8/15
Loss 87-62 at No. 2 UConn, 2/9/15

Faced AP No. 1 Team

Win Never
Loss 49-53 vs. No. 1 Stanford, 12/19/12

Overtime Game

Win 58-55 vs. Drexel, 11/28/12
Loss 65-57 at Texas A&M, 1/16/14

Double-Overtime Game

Win 92-91 at Florida State, 2/4/91
Loss 92-94 at Clemson, 11/19/09

South Carolina Was Ranked (AP Poll)

No. 1 2/9/15
Top 10 No. 2, 1/11/16
Top 25 No. 2, 1/11/16

Staley Era Team Records

Italics indicates set in 2015-16

Scoring

Most	Points
1. vs. Savannah State, 12/14/14	111
2. at Alabama, 1/8/15	102
3. vs. Clemson, 11/20/14	99
vs. Ole Miss, 1/30/14	99
vs. Charleston Southern, 11/8/13	99

Fewest	Points
1. at Stanford, 11/26/10	32
2. vs. Georgia, 3/4/11	34
3. vs. Mississippi State, 3/5/09	39
4. at Georgia, 1/13/13	40
5. at Mississippi State, 2/26/09	41

Fewest Allowed	Points
1. vs. South Carolina State, 12/14/11	21
2. vs. Presbyterian, 11/27/11	24
3. vs. NC Central, 12/1/14	26
vs. SC State, 12/22/13	26
5. vs. NC Central, 12/2/13	27

Most Allowed	Points
1. at Clemson, 11/19/09	94
2. vs. North Carolina, 12/20/09	93
3. at Connecticut, 2/9/15	87
4. vs. Xavier, 11/12/10	84
5. at Tennessee, 2/17/11	82
at Florida, 2/22/09	82

Margin of Outcome

Victory	Score	Margin
1. vs. Charleston Southern, 11/8/13	99-29	+70
2. vs. NC Central, 12/1/14	90-26	+64
3. vs. Savannah State, 12/14/14	111-49	+62
4. vs. Clemson, 11/20/14	99-41	+58
5. vs. <i>Arkansas</i>	85-32	+53

Defeat	Score	Margin
1. at Stanford, 11/26/10	32-70	-38
2. vs. Georgia, 3/4/11	34-66	-32
3. vs. Stanford, 12/19/08	47-78	-31
4. at Penn State, 11/21/10	48-78	-30
5. vs. Connecticut, 12/28/08	48-77	-29

Field Goals

Made	FGM
1. vs. Charleston Southern, 11/8/13	39
2. vs. Savannah State, 12/14/14	38
vs. Clemson, 11/20/14	38
4. at Alabama, 1/8/15	37
vs. Central Michigan, 12/20/14	37

Attempts	FGA
1. vs. Penn State, 11/20/11	76
2. at Clemson, 11/19/09	74
3. vs. Tennessee, 1/20/11	73
4. vs. Central Michigan, 12/20/14	72
vs. Clemson, 11/20/14	72
vs. Kansas, 3/25/13	72

Highest Percentage (Min. 40 FGA)	FGM-A	Pct
1. vs. Savannah State, 3/20/15	34-53	.642
2. at Alabama, 1/8/15	37-58	.638
3. vs. Florida State, 3/29/15	30-49	.612
4. vs. Charleston Southern, 11/8/13	39-64	.609
5. vs. Ole Miss, 1/30/14	31-51	.608

Lowest Percentage (Min. 40 FGA)	FGM-A	Pct
1. at Stanford, 11/26/10	12-55	.218
2. vs. Georgia, 3/4/11	12-52	.231
3. at Florida, 1/20/13	15-64	.234
4. at Kentucky, 2/5/09	13-55	.236
5. at Georgia, 1/2/11	13-54	.241

Lowest Percentage Allowed	FGM-A	Pct
1. vs. South Carolina State, 12/14/11	6-48	.125
2. vs. NC Central, 12/2/13	8-50	.160
3. vs. Charleston Southern, 11/8/13	10-54	.185
4. vs. Arkansas, 3/6/15	11-57	.193
vs. Hampton, 11/22/12	11-57	.193

Highest Percentage Allowed	FGM-A	Pct
1. vs. Connecticut, 12/28/08	35-62	.565
vs. Florida, 1/9/11	26-46	.565
3. vs. Xavier, 11/12/10	34-61	.557
4. at Connecticut, 2/9/15	31-56	.554
5. at Kentucky, 1/13/11	30-55	.545

3-Point Field Goals

Made	3FGM
1. vs. <i>Arkansas</i> , 1/3/16	11
at Alabama, 1/8/15	11
3. at <i>Vanderbilt</i> , 1/7/16	10
4. vs. <i>Winthrop</i> , 12/13/15	9
10 other times	9

Attempts	3FGA
1. vs. Penn State, 11/20/11	29
2. vs. College of Charleston, 11/14/13	28
vs. North Carolina, 12/19/10	28
4. vs. Syracuse, 11/28/14	26
5. at <i>Clemson</i> , 11/18/15	25
vs. Savannah State, 11/15/12	25
at Ole Miss, 1/16/11	25

Percentage (Min. 5 3FGA)	3FGM-A	Pct
1. vs. Oregon State, 3/25/14	4-6	.667
vs. Ole Miss, 1/30/14	4-6	.667
vs. Savannah State, 12/28/13	4-6	.667
vs. Western Carolina, 12/29/12	6-9	.667
at Alabama, 1/10/10	8-12	.667
vs. Charlotte, 12/21/08	8-12	.667

Free Throws

Made	FTM
1. vs. Savannah State, 12/14/14	34
vs. Oregon State, 3/25/14	34
3. vs. <i>Missouri</i> , 1/10/16	32
vs. Ole Miss, 1/30/14	32
at Mississippi State, 1/6/13	32

Attempts	FTA
1. at Mississippi State, 1/6/13	50
2. vs. Savannah State, 12/28/13	48
3. vs. Savannah State, 12/14/14	47
4. vs. Missouri, 2/2/14	46
5. vs. Seton Hall, 11/17/13	44
vs. SC State, 12/21/12	44

Percentage (Min. 10 FTA)	FTM-A	Pct
1. vs. Alabama, 1/19/14	10-11	.909
2. vs. Auburn, 1/2/09	23-26	.885
3. at <i>UCLA</i> , 11/22/15	14-16	.875
vs. San Diego State, 11/28/09	14-16	.875
5. at Mississippi State, 2/6/14	20-23	.870

Rebounding

Total	Rebs
1. vs. College of Charleston, 11/14/13	62
2. at Florida, 1/20/13	59
3. vs. Hampton, 11/22/12	57
4. vs. Savannah State, 12/14/14	56
5. vs. Kentucky, 1/11/15	55

Margin	Rebs	Margin
1. vs. Savannah State, 12/14/14	56-21	+35
2. vs. <i>Hampton</i> , 12/16/15	52-19	+33
3. at Alabama, 2/7/13	53-24	+29
4. vs. Hampton, 12/17/14	48-21	+27
5. vs. SC State, 12/22/13	47-21	+26
vs. Florida Gulf Coast, 11/23/12	46-20	+26

Assists

Game	Assists
1. vs. NC Central, 12/11/14	26
2. vs. <i>Winthrop</i> , 12/13/15	25
vs. <i>UNCG</i> , 11/15/15	25
vs. San Diego State, 11/23/14	25
vs. Clemson, 11/20/14	25
vs. Alabama, 1/19/14	25
vs. Charleston Southern, 11/8/13	25

Steals

Game	Steals
1. vs. NC Central, 12/11/14	21
vs. Furman, 12/11/11	21
3. vs. San Diego State, 11/23/14	18
4. vs. Charleston Southern, 11/8/13	17
5. vs. NC State, 12/12/10	16
vs. USC Upstate, 12/16/08	16

Blocked Shots

Game	Blocks
1. vs. <i>Winthrop</i> , 12/13/15	16
2. vs. Arkansas, 3/6/15	15
3. at Mississippi State, 2/6/14	14
vs. Kentucky, 1/9/14	14
5. at Kentucky, 3/1/15	12
vs. Charleston Southern, 11/14/13	12

Turnovers

Fewest	TOs
1. at Tennessee, 2/2/12	4
2. vs. <i>CSU Bakersfield</i> , 11/28/15	5
at <i>Clemson</i> , 11/18/15	5
vs. Tennessee, 2/23/15	5
vs. Syracuse, 11/28/14	5
at Missouri, 2/28/13	5
vs. Georgia, 3/2/12	5
vs. Ole Miss, 3/3/11	5

Most	TOs
1. at Wake Forest, 12/3/08	32
2. vs. Hampton, 11/22/12	29
vs. Kentucky, 1/15/12	29
4. at Kentucky, 1/13/11	28
5. vs. Jacksonville, 12/30/08	26

Dawn Staley

Head Coach
8th Season at South Carolina
Virginia, 1992



When three-time Olympic gold medalist Dawn Staley took the reins of the University of South Carolina women's basketball program on May 10, 2008, the Gamecocks' stature immediately rose not just in the Southeastern Conference but on the national stage as well. Building on a foundation of hard work, defensive effort and a "team first" mentality, South Carolina began to realize those expectations in 2011-12, and the program has continued to thrive. The Gamecocks boast four straight 25-win seasons, which include two SEC regular-season championships (2014, 2015), an SEC Tournament title (2015), an NCAA Final Four appearance (2015) and two other Sweet 16 seasons (2012, 2014), the program's first ever No. 1 national ranking and a school-record 34 wins in 2014-15. Staley's success has united every demographic in the state of South Carolina as the Gamecocks' fan based has tripled over the last three seasons, leading the nation in home attendance in 2014-15 at 12,293 fans per game and pacing the country in attendance increase in 2013-14 and 2014-15.

While her coaching career is blossoming, Staley is still recognized for her body of work as a one of the most decorated participants in United States women's basketball history. The Naismith Memorial Basketball Hall of Fame solidified her legacy with her enshrinement into the Hall as part of the Class of 2013. The Phoenix Club of Philadelphia established the Dawn Staley Award recognizing the nation's top guard in women's Division I basketball in 2013 as well. Staley was inducted into the Women's Basketball Hall of Fame as part of the Class of 2012 and was one of the final nominees for induction to the U.S. Olympic Hall of Fame the same year. In the summer of 2011, the WNBA recognized her as one of the league's "Top 15," honoring the most influential players in the league's history.

In her 16th season as a head coach, Staley has led her teams to six 25-win seasons, a total of 12 postseason appearances (two WNIT) and 34 weeks in the Associated Press top 10, including 12 in the No. 1 spot.

At the helm of the Gamecocks over the last seven seasons, Staley has been named National Coach of the Year (2014, *Basketball Times*), a Naismith National Coach of the Year Finalist (2014, 2015), SEC Coach of the Year (2014, *Coaches and AP*; 2015, *Coaches*) and BCA Female Coach of the Year (2012). She has coached two All-Americans, 16 All-SEC selections, six SEC All-Freshman team selections, two SEC Player of the Year choices, an SEC Sixth Player of the Year, an SEC Defensive Player of the Year and three SEC Freshman of the Year winners. South Carolina has turned in historic seasons each of the last four, especially standing out among the program's 24 seasons in the SEC, posting 25 wins in 2011-12 and 2012-13, 29 wins in 2013-14 and a school-record 34 victories in 2014-15. The Gamecocks have won more SEC games than the season before in each of Staley's last six seasons, and her 67 SEC victories are more than any other Gamecock coach, accounting for 51.1 percent of the program's total 131 league wins. She has helped the Gamecocks to four of the program's five top-four finishes in the SEC, including the first regular-season championship in 2013-14 and a share of the same title in 2014-15. Her 113 overall wins in the last four seasons mark the most successful four-year stretch in program history. Off the court, Staley's Gamecocks have been active in the community and thriving in the classroom. Every student-athlete who completed her eligibility under Staley at South Carolina has graduated or is on track to graduate, and the team GPA has been over 3.0 for the last six semesters. During the historic 2014-15 season, eight Gamecocks posted at least a 3.0 GPA for the year.

Year-by-Year Coaching Record

Year	School	Record	Conf. Rec.	Conf. Finish	Postseason
2000-01	Temple	19-11	11-5	2nd East	WNIT
2001-02	Temple	20-11	12-4	2nd East	A-10 Tourn. Champ./NCAA 1st Round
2002-03	Temple	14-15	9-7	2nd East	
2003-04	Temple	21-10	14-2	1st East	A-10 Tourn. Champ./NCAA 1st Round
2004-05	Temple	28-4	16-0	1st East*	A-10 Tourn. Champ./NCAA 2nd Round
2005-06	Temple	24-8	12-4	3rd	A-10 Tourn. Champ./NCAA 1st Round
2006-07	Temple	25-8	13-1	2nd	NCAA 2nd Round
2007-08	Temple	21-13	12-2	T-1st	NCAA 1st Round
2008-09	South Carolina	10-18	2-12	11th	
2009-10	South Carolina	14-15	7-9	T-7th	
2010-11	South Carolina	18-15	8-8	T-5th	WNIT 2nd Round
2011-12	South Carolina	25-10	10-6	T-4th	NCAA Sweet 16
2012-13	South Carolina	25-8	11-5	T-4th	NCAA 2nd Round
2013-14	South Carolina	29-5	14-2	1st	NCAA Sweet 16
2014-15	South Carolina	34-3	15-1	T-1st	SEC Tourn. Champ./NCAA Final Four
2015-16	South Carolina	16-0	4-0		
Career	16th season	343-154	170-68		
At SC	8th season	171-74	71-43		

Coaching Highlights

College

- 10 NCAA Tournament Appearances (4 at South Carolina)
- 10 20-Win Seasons (4 at South Carolina)
- 3 Regular-Season Conference Titles (SEC 2014, 2015; A-10 2008)
- 5 Conference Tournament Titles (SEC 2015; A-10 2002, 2004, 2005, 2006)
- 2-time Naismith National Coach of the Year Finalist (2014, 2015)
- *Basketball Times* National Coach of the Year (2014)
- 3-time WBCA Region Coach of the Year (Region 3 2014, 2015; Region 1 2005)
- Four-time Conference Coach of the Year (SEC 2014, 2015; A-10 2004, 2005)

USA Basketball

- Senior National Team Asst. Coach (2006-08, 2014-16) – FIBA World Championship gold medal (2014), Beijing Olympics gold medal (2008), FIBA Americas Championship gold medal (2007), FIBA World Championship bronze medal (2006)
- U19 National Team Head Coach – FIBA U19 World Championship gold medal (2015)
 - > 2015 USA Basketball co-National Coach of the Year
- U18 National Team Head Coach – FIBA U18 Americas Championship gold medal (2014)
- Pan Am Games Head Coach – Gold medal (2007)

Playing Highlights

U.S. Professional – 11 seasons

- Five-time WNBA All-Star (2001-03, 2005-06)
- Two-time ABL All-Star (1997, 1998)
- WNBA All-Decade Team

USA Basketball

- Olympic gold medalist (1996, 2000, 2004)
- Flag bearer for U.S. in Olympic Games Opening Ceremony (2004)
- Two-time USA Basketball Female Athlete of the Year (1994, 2004)

College – Virginia (1989-92)

- Kodak All-America (1990, 1991, 1992)
- Honda-Broderick Cup Award for Collegiate Female Athlete of the Year (1991)
- Two-time ACC Player of the Year (1991, 1992)
- NCAA Tournament MOP (1991)

Other Notables

- Naismith Memorial Basketball Hall of Fame, Class of 2013
- Women's Basketball Hall of Fame, Class of 2012



DONIYAH CLINEY

6-0 • R-Fr. • G • Newark, N.J. • Shabazz
Major: Sociology



2015-16

- Was having great preseason before surgery on her right hand in early November ... had cast removed Dec. 17 and was fully cleared for practice in January
- Added five points to win over No. 20/- Missouri (Jan. 10), finding her way in pace of play on both sides of the ball after not seeing game action since high school (2013-14)
- Made her South Carolina debut at Vanderbilt (Jan. 7), tallying two points in five minutes of action

Miscellaneous

	Season	Career
10+ Points	0	0
5+ Assists	0	0
Tm-High Points	0	0
Tm-High Assists	0	0

Career Highs

Pts	5 vs. Missouri, 1/10/16
Rebs	1 vs. Missouri, 1/10/16
Blks	
Stls	1 vs. Missouri, 1/10/16
Assts	
Min	14 vs. Missouri, 1/10/16

SEC Career Highs

Pts	5 vs. Missouri, 1/10/16
Rebs	1 vs. Missouri, 1/10/16
Blks	
Stls	1 vs. Missouri, 1/10/16
Assts	
Min	14 vs. Missouri, 1/10/16

2015-16 Game-by-Game

Opponent	Date	GS	MIN	FG-A	3FG-A	FTA	Reb	A	TO	B	S	TP
Ohio State	11/13					— DNP —						
UNCG	11/15					— DNP —						
at Clemson	11/18					— DNP —						
at UCLA	11/22					— DNP —						
vs. Arizona State	11/27					— DNP —						
vs. CSUB	11/28					— DNP —						
vs. Hawaii	11/29					— DNP —						
Duke	12/6					— DNP —						
Winthrop	12/13					— DNP —						
Hampton	12/16					— DNP —						
vs. East Carolina	12/20					— DNP —						
Elon	12/22					— DNP —						
Arkansas	1/3					— DNP —						
at Vanderbilt	1/7		5	1-2	0-0	0-0	0-0-0	0	0	0	0	2
Missouri	1/10		14	2-5	0-0	1-1	1-0-1	0	0	0	1	5
at Kentucky	1/14		5	0-2	0-0	0-0	0-0-0	0	0	0	0	0

Career Stats at South Carolina

Year	GP	GS	Min	Avg	FG	FGA	Pct	3FG	FGA	Pct	FT	FTA	Pct	Off	Def	Tot	Avg	PF	FO	A	TO	Blk	Stl	Pts	Avg
2014-15					— Did Not Play —																				
2015-16	3	0	24	8.0	3	9	.333	0	0	—	1	1	1.000	1	0	1	0.3	6	0	0	0	0	1	7	2.3
Career	3	0	24	8.0	3	9	.333	0	0	—	1	1	1.000	1	0	1	0.3	6	0	0	0	0	1	7	2.3



ALAINA COATES

6-4 • Jr. • C • Irmo, S.C. • Dutch Fork
Major: Social Work



Career Highlights

Naismith Early Season Watch List (2015-16)	2015 Naismith Trophy Top 50 Watch List
Wooden Award Watch List (2015-16)	2014 SEC Co-6th Player of the Year (Coaches)
Preseason All-SEC First Team (Coaches, Media)	2014 SEC Freshman of the Year (Coaches, AP)
2015 SEC All-Defensive Team	2014 Freshman All-America First Team (Full Court)
All-SEC 2nd Team (Coaches - 2014, 2015; AP - 2015)	2014 SEC All-Freshman Team
2015 NCAA Greensboro Region MOP	5-time SEC Freshman of the Week (2013-14)
2015 SEC All-Tournament Team	

2015-16

- Leads the nation in field goal percentage and is 21st in double-doubles
- Ranks second in SEC in rebounding, fourth in blocks (1.7) and 16th in scoring
- Holds third place in school history with 152 career blocks, just 25 away from the school record
- Became the 31st player in program history to net 1,000 career points and the 13th to do it with 700 rebounds
- Has tallied eight double-doubles (six in her last eight games), including one triple-double
- Led team in rebounds nine times – at Clemson, at UCLA, Winthrop, Hampton, vs. East Carolina, Elon, Arkansas, at Vanderbilt, Missouri
- Averaging 11.0 points, 10.8 rebounds in SEC play, hitting 83.3 percent from the field
- Hit both 1,000 career points and 700 career rebounds in opening minute against #20/- Missouri (Jan. 10), finishing with third-straight double-double
- Completed her school-record 12th career double-double in SEC play with key putback in late 11-3 run that sealed win at Vanderbilt (Jan. 7)
- Posted third-straight double-double against East Carolina (Dec. 20), grabbing 10 of her 15 rebounds in just 11 minutes of second-half action
- Recorded double-double against Hampton (Dec. 16) with 10 of 22 points coming during a 12-4 second-half run
- Played an historic career game against Winthrop (Dec. 13), recording South Carolina's first triple-double since Dec. 20, 2006, and the first ever with blocked shots as she swatted away a school-record 10 to go with her career-high 29 points and 16 rebounds
- Connected on 7-of-9 field goals against #14/13 Duke (Dec. 6) and tallied six crucial points down the stretch to help South Carolina pull away
- Scored the game-tying putback with 56 seconds left against #16/18 Arizona State (Nov. 27)
- Double-double at UCLA (Nov. 22) kept Gamecocks within reach and made key steal during 8-2 run over final 90 seconds to secure the win

2015-16 Game-by-Game

Opponent	Date	GS	MIN	FG-A	3FG-A	FT-A	Reb	A	TO	B	S	TP
Ohio State	11/13	*	28	6-9	0-0	5-10	4-9-13	0	3	3	1	17
UNCG	11/15	*	13	6-7	0-0	0-3	2-5-7	0	0	0	3	12
at Clemson	11/18	*	22	4-7	0-0	2-4	5-1-6	1	2	2	1	10
at UCLA	11/22	*	32	6-7	0-0	0-0	4-8-12	0	1	0	2	12
vs. Arizona State	11/27	*	23	3-6	0-0	0-1	3-4-7	1	2	1	1	6
vs. CSUB	11/28	*	22	3-10	0-0	0-2	1-3-4	0	1	0	0	6
vs. Hawaii	11/29	*	20	1-3	0-0	1-2	0-1-1	0	2	3	0	3
Duke	12/6	*	25	7-9	0-0	2-4	2-5-7	0	1	1	1	16
Winthrop	12/13	*	30	13-15	0-0	3-5	6-10-16	0	1	10	1	29
Hampton	12/16	*	26	8-11	0-0	6-9	2-10-12	2	3	1	0	22
vs. East Carolina	12/20	*	21	4-8	0-0	2-4	4-11-15	0	0	2	0	10
Elon	12/22	*	24	5-6	0-0	6-6	5-3-8	0	4	2	1	16
Arkansas	1/3	*	26	4-5	0-0	3-3	0-10-10	2	0	1	1	11
at Vanderbilt	1/7	*	29	5-6	0-0	1-4	3-7-10	1	1	0	0	11
Missouri	1/10	*	19	3-3	0-0	7-12	3-9-12	0	2	0	1	13
at Kentucky	1/14	*	28	3-4	0-0	3-4	2-9-11	1	0	0	0	9

- Dominated the glass late against #6/10 Ohio State (Nov. 13), especially in 10-2 run over final 2:35 that decided the game, and finished the contest with her 24th career double-double (17 points, 13 rebounds)

Miscellaneous

	Season	Career
Triple-Double	1	1
Double-Double	8	30
20+ Points	2	10
10+ Points	12	59
10+ Rebounds	9	34
5+ Blocks	1	4
Tm-High Points	2	14
Tm-High Rebs.	9	43

Career Highs

Pts29 vs. Winthrop, 12/13/15
Rebs17 vs. Kentucky, 1/9/14
Blks10 vs. Winthrop, 12/13/15
Stls3, 3x, last vs. UNCG, 11/15/15
Assts3, 3x, last vs. Savannah St., 3/20/15
Min32 at UCLA, 11/22/15

2015-16 Highs

Pts29 vs. Winthrop, 12/13
Rebs16 vs. Winthrop, 12/13
Blks10 vs. Winthrop, 12/13
Stls3 vs. UNCG, 11/15
Assts2, 2x, last vs. Arkansas, 1/3
Min32 at UCLA, 11/22

SEC Career Highs

Pts24, 2x, last vs. Ole Miss, 1/30/14
Rebs17 vs. Kentucky, 1/9/14
Blks5, 3x, last vs. Alabama, 1/29/15
Stls3, 2x, last at Florida, 1/19/15
Assts3 vs. Texas A&M, 1/26/15
Min29 at Vanderbilt, 1/7/16

Career Stats at South Carolina

Year	GP	GS	Min	Avg	FG	FGA	Pct	3FG	FGA	Pct	FT	FTA	Pct	Off	Def	Tot	Avg	PF	FO	A	TO	Blk	Stl	Pts	Avg
2013-14	34	1	668	19.6	148	242	.612	0	0	—	121	185	.654	82	203	285	8.4	83	1	11	57	73	17	417	12.3
2014-15	36	5	760	21.1	141	251	.562	0	0	—	117	168	.696	99	186	285	7.9	62	0	28	50	53	19	399	11.1
2015-16	16	15	388	24.3	81	116	.698	0	0	—	41	73	.562	46	105	151	9.4	38	0	8	23	26	13	203	12.7
Career	86	21	1816	21.1	370	609	.608	0	0	—	279	426	.655	227	494	721	8.4	183	1	47	130	152	49	1019	11.8



BIANCA CUEVAS

5-6 • So. • G • Bronx, N.Y. • Nazareth Regional
Major: Criminal Justics



Career Highlights

2015 Rainbow Wahine Showdown All-Tournament McDonald's All-America (2013-14)
New York Class AA co-Player of the Year (2013-14)

2015-16

- Has appeared in every game
- Ranks seventh in SEC in steals per game (2.3) in league play
- Led team in scoring once – vs. Arizona State
- Handed out team-high assists once – vs. CSUB
- Played lock-down defense against #20/- Missouri (Jan. 10), recording a career-best five steals
- Snatched a game-high three steals in the SEC opener against Arkansas (Jan. 3)
- Matched a career high with four rebounds against #14/13 Duke (Dec. 6)
- Named to the Rainbow Wahine Showdown All-Tournament team, finishing second on the team in scoring at the event with 17.0 points per game on 54.1 percent shooting, averaging 3.3 rebounds and swiping seven steals over the three-game event
- Scored in double figures for the third-straight game with 13 at Hawaii (Nov. 29), including nine in the second half to help Gamecocks pull away from a seven-point halftime lead
- Fell one point shy of her career high with 20 against CSU Bakersfield with four of her nine fourth-quarter points coming on back-to-back plays to launch a 14-2 run that put the game out of Roadrunners' reach
- Went on a personal 11-7 second-half run against #16/18 Arizona State (Nov. 27) as part of her team-high tying 18 points
- Gave UNCG (Nov. 15) trouble with her speed en route to 11 points, including 6-of-8 from the free throw line

Miscellaneous

	Season	Career
20+ Points	1	2
10+ Points	6	14
5+ Assists	1	6
Tm-High Points	1	3
Tm-High Assists	1	9

Career Highs

Pts	21 at Ole Miss, 2/1/15
Rebs	4, 6x, last vs. Duke, 12/6/15
Blks	2 vs. NC Central, 12/1/14
Stls	5 vs. Missouri, 1/10/16
Assts	6 vs. CSU Bakersfield, 11/28/15
Min	30 vs. Southern Cal, 11/15/14

2015-16 Highs

Pts	20 vs. CSU Bakersfield, 11/28
Rebs	4, 3x, last vs. Duke, 12/6
Blks	
Stls	5 vs. Missouri, 1/10
Assts	6 vs. CSU Bakersfield, 11/28
Min	29 vs. Hawaii, 11/29

SEC Career Highs

Pts	21 vs. Ole Miss, 2/1/15
Rebs	4, 3x, last at Georgia, 2/5/15
Blks	1, 2x, last at Kentucky, 3/1/15
Stls	5 vs. Missouri, 1/10/16
Assts	5, 2x, last vs. Vanderbilt, 2/15/15
Min	24, 2x, last vs. Arkansas, 1/3/16

2015-16 Game-by-Game

Opponent	Date	GS	MIN	FG-A	3FG-A	FT-A	Reb	A	TO	B	S	TP
Ohio State	11/13		8	1-5	0-1	3-4	0-0-0	1	1	0	0	5
UNCG	11/15		19	2-4	1-3	6-8	0-2-2	1	3	0	2	11
at Clemson	11/18		17	2-7	0-3	0-0	0-1-1	2	0	0	2	4
at UCLA	11/22		13	2-4	0-0	3-3	0-2-2	2	2	0	0	7
vs. Arizona State	11/27		18	7-13	0-2	4-7	0-2-2	0	2	0	2	18
vs. CSUB	11/28		26	8-12	2-5	2-2	1-3-4	6	2	0	3	20
vs. Hawaii	11/29		29	5-12	1-3	2-4	1-3-4	0	2	0	2	13
Duke	12/6		13	1-4	0-1	0-2	0-4-4	2	1	0	0	2
Winthrop	12/13		22	4-11	1-2	4-4	0-2-2	1	2	0	1	13
Hampton	12/16		17	2-6	1-3	1-1	0-1-1	1	2	0	0	6
vs. East Carolina	12/20		17	1-7	0-3	2-2	0-1-1	1	0	0	3	4
Elon	12/22		15	1-4	0-3	0-0	0-1-1	2	3	0	0	2
Arkansas	1/3		24	4-8	1-5	1-2	1-1-2	3	3	0	3	10
at Vanderbilt	1/7		12	2-6	0-3	0-0	0-1-1	2	2	0	1	4
Missouri	1/10		17	2-6	0-1	2-2	0-0-0	1	3	0	5	6
at Kentucky	1/14		15	0-7	0-1	2-2	0-0-0	1	0	0	0	2

Career Stats at South Carolina

Year	GP	GS	Min	Avg	FG	FGA	Pct	3FG	FGA	Pct	FT	FTA	Pct	Off	Def	Tot	Avg	PF	FO	A	TO	Blk	Stl	Pts	Avg
2014-15	37	0	536	14.5	74	200	.370	16	72	.222	45	58	.776	13	35	48	1.3	44	1	64	60	5	42	209	5.6
2015-16	16	0	282	17.6	44	116	.379	7	39	.179	32	43	.744	3	24	27	1.7	17	0	26	28	0	24	127	7.9
Career	53	0	818	15.4	118	316	.373	23	111	.207	77	101	.762	16	59	75	1.4	61	1	90	88	5	66	336	6.3



ASIA DOZIER

6-0 • Sr. • G/F • Columbia, S.C. • Spring Valley
Major: Accounting



Career Highlights

Three-time SEC Academic Honor Roll

2015-16

- Team captain
- Has played in 15 games with six starts
- Has recorded at least five assists two times
- Handed out team-high assists three times – UNCG, Duke, Hampton
- Has averaged 2.4 assists over her last nine games played
- Reached double figures for the first time this season against East Carolina (Dec. 20), scoring five of her 10 points in the first quarter
- Returned to starting lineup against Hampton (Dec. 16), matching a career high with two steals in the opening 10 minutes
- Connected on a game-high three 3-pointers on the way to a season-best nine points against Winthrop (Dec. 13)
- Was solid, steady force on defense against #14/13 Duke (Dec. 6)
- Started the second half at Clemson (Nov. 18) and hit back-to-back 3s as part of 19-5 run that broke open the game
- Tied career high with six assists against UNCG (Nov. 15)
- Started the second half against #6/10 Ohio State (Nov. 13), providing calming influence after Gamecocks trailed at the break

Miscellaneous

	Season	Career
10+ Points	1	14
10+ Rebounds	0	1
5+ Assists	2	10
Tm-High Points	0	2
Tm-High Assists	3	16

Career Highs

Pts	16, 2x, at San Diego State, 11/23/13
Rebs	10 vs. Elon, 11/9/12
Blks	3 at Kentucky, 3/1/15
Stls	2, 9x, last vs. Hampton, 12/16/15
Assts	6, 3x, last vs. UNCG, 11/15/15
Min	40 at Arkansas, 1/2/14

2015-16 Highs

Pts	10 vs. East Carolina, 12/20
Rebs	3 vs. Missouri, 1/10
Blks	
Stls	2 vs. Hampton, 12/16
Assts	6 vs. UNCG, 11/15
Min	26 vs. UNCG, 11/15

SEC Career Highs

Pts	15 at Alabama, 1/8/15
Rebs	6 vs. Florida, 2/23/14
Blks	3 at Kentucky, 3/1/15
Stls	2 at Alabama, 1/8/15
Assts	6 vs. Ole Miss, 1/30/14
Min	40 at Arkansas, 1/2/14

2015-16 Game-by-Game

Opponent	Date	GS	MIN	FG-A	3FG-A	FT-A	Reb	A	TO	B	S	TP
Ohio State	11/13		12	1-2	0-0	2-2	0-0-0	1	2	0	0	4
UNCG	11/15		26	1-4	1-4	0-0	0-2-2	6	0	0	0	3
at Clemson	11/18		21	3-9	2-7	0-0	0-1-1	0	1	0	0	8
at UCLA	11/22		3	0-1	0-1	0-0	0-0-0	0	1	0	0	0
vs. Arizona State	11/27		5	0-0	0-0	0-0	0-1-1	0	1	0	1	2
vs. CSUB	11/28		3	0-1	0-1	0-0	0-0-0	0	0	0	0	0
vs. Hawaii	11/29		25	0-2	0-2	3-4	0-0-0	3	1	0	1	3
Duke	12/6		20	0-2	0-1	0-0	0-2-2	3	1	0	0	0
Winthrop	12/13		18	3-4	3-4	0-0	0-2-2	3	2	0	1	9
Hampton	12/16	*	22	2-6	0-2	2-2	1-1-2	5	1	0	2	6
vs. East Carolina	12/20	*	19	4-5	2-2	0-0	0-1-1	0	1	0	0	10
Elon	12/22	*	22	3-5	1-3	0-0	1-0-1	3	1	0	0	7
Arkansas	1/3						— DNP —					
at Vanderbilt	1/7	*	23	1-5	1-4	0-0	0-1-1	4	2	0	0	3
Missouri	1/10	*	18	1-3	0-0	0-0	1-2-3	1	1	0	0	2
at Kentucky	1/14	*	5	0-2	0-1	0-0	0-1-1	0	1	0	0	0

Career Stats at South Carolina

Year	GP	GS	Min	Avg	FG	FGA	Pct	3FG	FGA	Pct	FT	FTA	Pct	Off	Def	Tot	Avg	PF	FO	A	TO	Blk	Stl	Pts	Avg
2012-13	31	0	398	12.8	28	134	.209	16	91	.176	11	24	.458	19	42	61	2.0	35	1	25	20	4	8	83	2.7
2013-14	34	32	911	26.8	72	211	.341	33	103	.320	28	44	.636	18	77	95	2.8	63	0	92	68	7	21	205	6.0
2014-15	37	30	615	16.6	55	133	.414	29	87	.333	10	13	.769	2	36	38	1.0	27	0	67	33	7	20	149	4.0
2015-16	15	6	242	16.1	20	53	.377	10	32	.313	7	8	.875	3	14	17	1.1	11	0	29	16	0	5	57	3.8
Career	117	68	2166	18.5	175	531	.330	88	313	.281	56	89	.629	42	169	211	1.8	136	1	213	137	18	54	494	4.2



INDIA #44 FARMER

6-0 • Jr. • F • N. Myrtle Beach, S.C. • North Myrtle Beach
Major: Criminal Justice



Career Highlights

Two-time SEC Academic Honor Roll

2015-16

- Has seen time in four contests, including SEC opener against Arkansas (Jan. 3)
- Recorded a pair of blocked shots against UNCG (Nov. 15)

Career Highs

Pts3, 2x, last vs. Alabama, 1/19/14
Rebs..... 3 vs. NC Central, 12/2/13
Blks 2 vs. UNCG, 11/15/15
Stls..... 1 at Florida, 1/19/15
Assts
Min..... 11 vs. NC Central, 12/2/13

2015-16 Highs

Pts
Rebs..... 1, 4x, last vs. Arkansas, 1/3
Blks 2 vs. UNCG, 11/15
Stls
Assts
Min.....5, 2x, last vs. East Carolina, 12/20

SEC Career Highs

Pts3, 2x, last vs. Alabama, 1/19/14
Rebs..... 1, 2x, last vs. Arkansas, 1/3/16
Blks
Stls..... 1 at Florida, 1/19/15
Assts
Min..... 4, 2x, last at Florida, 1/19/15

2015-16 Game-by-Game

Opponent	Date	GS	MIN	FG-A	3FG-A	FT-A	Reb	A	TO	B	S	TP
Ohio State	11/13					DNP						
UNCG	11/15	5	0-1	0-1	0-0	0-1-1	0	0	2	0	0	
at Clemson	11/18					DNP						
at UCLA	11/22					DNP						
vs. Arizona State	11/27					DNP						
vs. CSUB	11/28					DNP						
vs. Hawaii	11/29					DNP						
Duke	12/6					DNP						
Winthrop	12/13	3	0-2	0-1	0-0	1-0-1	0	0	0	0	0	
Hampton	12/16					DNP						
vs. East Carolina	12/20	5	0-1	0-1	0-0	0-1-1	0	0	0	0	0	
Elon	12/22					DNP						
Arkansas	1/3	3	0-0	0-0	0-0	0-1-1	0	0	0	0	0	
at Vanderbilt	1/7					DNP						
Missouri	1/10					DNP						
at Kentucky	1/14					DNP						

Career Stats at South Carolina

Year	GP	GS	Min	Avg	FG	FGA	Pct	3FG	FGA	Pct	FT	FTA	Pct	Off	Def	Tot	Avg	PF	FO	A	TO	Blk	Stl	Pts	Avg
2013-14	18	0	48	2.7	2	7	.286	2	4	.500	0	0	—	2	4	6	0.3	4	0	0	1	1	0	6	0.3
2014-15	16	0	37	2.3	0	4	.000	0	2	.000	4	6	.667	5	3	8	0.5	1	0	0	1	0	1	4	0.3
2015-16	4	0	16	4.0	0	4	.000	0	3	.000	0	0	—	1	3	4	1.0	2	0	0	0	2	0	0	0.0
Career	38	0	101	2.7	2	15	.133	2	9	.222	4	6	.667	8	10	18	0.5	7	0	0	2	3	1	10	0.3



#24

SARAH IMOVBIQH

6-2 • Sr. • F • Abuja, Nigeria • Virginia
Major: Criminal Justice (graduate program)



Career Highlights

2011 Parade All-America (HS)

2015-16

- Has played in every game, starting three
- Led the team in rebounding twice – UNCG, at Clemson
- Shooting 54.5 percent (6-of-11) from the floor in SEC play
- Was effective in her SEC debut against Arkansas (Jan. 3) with seven rebounds and nine points in just 17 minutes
- Grabbed seven of her 12 rebounds against East Carolina (Dec. 20) in the first half
- Great offensive work against Hampton (Dec. 16), finishing with career bests in points (19), field goals (6) and free throws (7) after playing a career-high 24 minutes
- Was second on team in rebounding at Rainbow Wahine Showdown (Nov. 27-29) with 5.7 per game, including 2.3 offensive per outing
- Grabbed six of eight total rebounds against #16/18 Arizona State (Nov. 27) in the first half, including all three offensive boards to help Gamecocks stay within one possession at halftime
- Started the second half at Clemson (Nov. 18), providing great energy on the glass and adding four points to the game-changing 19-5 third-quarter surge
- Posted first double-double of Gamecock career with 14 points and team-high 11 boards against UNCG (Nov. 15)
- Had great fourth quarter against #6/10 Ohio State, scoring the six of the first eight points in the period, including to putbacks, to hold off the charging Buckeyes

Miscellaneous

	Season	Career
Double-Double	1	1
10+ Points	2	2
10+ Rebounds	3	3
Tm-High Points	0	0
Tm-High Rebs.	2	2

Career Highs

Pts19 vs. Hampton, 12/16/15
Rebs12 vs. East Carolina, 12/20/15
Blks1, 3x, last at Kentucky, 1/14/16
Stls2, 2x, last at Clemson, 11/18/15
Assts2, 2x, last vs. Missouri, 1/10/16
Min24 vs. Hampton, 12/16/15

SEC Career Highs

Pts9 vs. Arkansas, 1/3/16
Rebs7 vs. Arkansas, 1/3/16
Blks1, 2x, last at Kentucky, 1/14/16
Stls
Assts2 vs. Missouri, 1/10/16
Min17, 2x, last vs. Missouri, 1/10/16

2015-16 Game-by-Game

Opponent	Date	GS	MIN	FG-A	3FG-A	FT-A	Reb	A	TO	B	S	TP
Ohio State	11/13	*	16	4-5	0-0	0-2	3-7-10	0	1	0	0	8
UNCG	11/15		21	5-7	0-0	4-6	5-6-11	0	0	0	2	14
at Clemson	11/18		19	3-4	0-0	3-8	4-2-6	0	0	0	2	9
at UCLA	11/22		8	0-0	0-0	0-0	3-1-4	0	0	0	1	0
vs. Arizona State	11/27		16	0-1	0-0	1-2	3-5-8	0	2	0	0	1
vs. CSUB	11/28		15	3-5	0-0	0-5	3-2-5	0	0	0	0	6
vs. Hawaii	11/29		13	1-2	0-0	1-1	1-3-4	0	1	0	0	3
Duke	12/6		3	0-0	0-0	0-0	0-0-0	0	1	0	0	0
Winthrop	12/13	*	22	3-3	0-0	1-1	1-3-4	1	1	1	0	7
Hampton	12/16	*	24	6-8	0-0	7-9	5-2-7	0	0	0	0	19
vs. East Carolina	12/20		18	1-5	0-0	2-3	4-8-12	2	0	0	0	4
Elon	12/22		16	1-2	0-0	0-0	2-1-3	0	1	0	1	2
Arkansas	1/3		17	4-7	0-0	1-2	4-3-7	0	3	0	0	9
at Vanderbilt	1/7		5	0-0	0-0	0-0	0-2-2	0	1	0	0	0
Missouri	1/10		17	2-2	0-0	0-0	0-2-2	2	2	1	0	4
at Kentucky	1/14		13	0-2	0-0	0-2	2-3-5	0	0	1	0	0

Career Stats at South Carolina

Year	GP	GS	Min	Avg	FG	FGA	Pct	3FG	FGA	Pct	FT	FTA	Pct	Off	Def	Tot	Avg	PF	FO	A	TO	Blk	Stl	Pts	Avg
2015-16	16	3	243	15.2	33	53	.623	0	0	—	20	41	.488	40	50	90	5.6	23	0	5	13	3	6	86	5.4



TIFFANY MITCHELL

5-9 • Sr. • G • Charlotte, N.C. • Providence Day
Major: Retail Management



Career Highlights

Wooden Award Midseason Top 20 (2015-16)	2015 Naismith Finalist
Naismith Early Season Watch List (2015-16)	2015 Wooden Award All-America Team/Finalist
USBWA Ann Meyers Drysdale Award Watch List (2015-16)	2015 Wade Watch List
Preseason All-America (AP, Lindy's, Athlon, SI, ESPN)	2015 Capital One Academic All-District 4
Preseason SEC Player of the Year (Coaches, Media)	2015 NCAA Greensboro Region All-Tournament Team
Preseason All-SEC First Team (Coaches, Media)	2015 FIBA 3x3 World Championship Gold (USA)
Two-time SEC Player of the Year (Coaches – 2014, 2015; AP – 2015)	2014 WBCA All-America
Two-time All-SEC First Team (Coaches – 2014, 2015; AP – 2014, 2015)	2014 All-America Third Team (AP, Full Court)
2015 All-America First Team (ESPN, AP, USBWA)	2014 Wooden Award Final Ballot, Wade Trophy Watch List, Dawn Staley Award Watch List
2015 Dawn Staley Award Finalist	2014 WBCA All-Region 3
	2014 SEC All-Defensive Team
	2013 SEC All-Freshman Team

2015-16

- Selected team captain for second-straight season
- In SEC play, ranks among league's top 10 in five categories, including third in scoring (17.3 ppg)
- Ranks ninth in the SEC in scoring overall, fourth in free throw percentage and ninth in 3-pointers made per game
- Has been team's top scorer six times – at Clemson, at UCLA, vs. East Carolina, Elon, at Vanderbilt, Missouri
- Handed out team-high assists four times – Ohio State, Arkansas, at Vanderbilt, Missouri
- Tallied nine second-half points at #9/9 Kentucky (Jan. 14), converting a key three-point play late in the third quarter to give South Carolina its first lead of the game
- Scored eight points of 10-2 third-quarter run after #20/- Missouri (Jan. 10) opened the period on a 12-4 surge en route to game-high 19 points
- Powered team to win at Vanderbilt (Jan. 7) with seven of her season-high 22 points during 10-3 third-quarter run that put Gamecocks ahead for good, adding seven of fourth quarter's first eight points to hold off Commodores
- Hit a pair of 3s during a 20-2 run that opened the second quarter against Arkansas (Jan. 3)
- Had most efficient scoring game of the season vs. East Carolina (Dec. 20), hitting 5-of-9 from the field and 7-of-8 from the free throw line on her way to a game-high 18 points
- Sparked South Carolina's offense in the second half against Hampton (Dec. 16), tallying nine points over the first four minutes of the half and finishing 4-of-4 from the field in the final 20 minutes
- Sank free throws that started a 15-5 run over the final 5:03 to overcome one-point deficit to #14/13 Duke (Dec. 6)

2015-16 Game-by-Game

Opponent	Date	GS	MIN	FG-A	3FG-A	FTA	Reb	A	TO	B	S	TP
Ohio State	11/13	*	32	6-12	2-4	1-2	1-2-3	3	8	1	4	15
UNCG	11/15	*	23	3-11	2-7	2-2	0-2-2	5	1	0	2	10
at Clemson	11/18	*	25	6-12	4-7	2-4	3-2-5	0	1	0	4	18
at UCLA	11/22	*	34	5-12	1-5	6-6	2-3-5	2	6	0	1	17
vs. Arizona State	11/27	*	36	2-7	0-3	2-2	0-1-1	1	2	0	2	6
vs. CSUB	11/28	*	32	3-9	0-2	7-8	0-1-1	1	1	0	0	13
vs. Hawaii	11/29	*	29	5-10	2-5	2-2	1-1-2	2	3	0	0	14
Duke	12/6	*	35	3-13	1-5	5-6	2-2-4	2	3	1	0	12
Winthrop	12/13	*	22	4-8	3-6	1-2	1-4-5	3	4	0	1	12
Hampton	12/16	*	29	4-11	3-6	6-8	4-2-6	2	0	0	1	17
vs. East Carolina	12/20	*	24	5-9	1-3	7-8	0-1-1	3	1	0	2	18
Elon	12/22	*	34	7-15	3-6	1-1	2-2-4	2	1	1	1	18
Arkansas	1/3	*	26	4-9	2-5	2-3	0-3-3	4	3	0	2	12
at Vanderbilt	1/7	*	34	8-15	3-6	3-6	1-1-2	5	2	0	2	22
Missouri	1/10	*	31	5-12	1-5	8-9	0-2-2	2	2	0	3	19
at Kentucky	1/14	*	31	5-13	1-5	5-5	1-1-2	2	2	0	1	16

Career Stats at South Carolina

Year	GP	GS	Min	Avg	FG	FGA	Pct	3FG	FGA	Pct	FT	FTA	Pct	Off	Def	Tot	Avg	PF	FO	A	TO	Blk	Stl	Pts	Avg
2012-13	33	30	927	28.1	107	282	.379	22	60	.367	68	111	.613	60	109	169	5.1	64	1	43	82	4	44	304	9.2
2013-14	34	34	1066	31.4	165	335	.493	40	74	.541	157	198	.793	41	149	190	5.6	63	0	118	97	8	62	527	15.5
2014-15	37	37	1106	29.9	189	378	.500	57	137	.416	98	117	.838	28	87	115	3.1	64	1	106	82	11	65	533	14.4
2015-16	16	16	477	29.8	75	178	.421	29	80	.363	60	74	.811	18	30	48	3.0	28	0	39	40	3	26	239	14.9
Career	120	117	3576	29.8	536	1173	.457	148	351	.422	383	500	.766	147	375	522	4.4	219	2	306	301	26	197	1603	13.4

Miscellaneous

	Season	Career
Double-Double	0	4
20+ Points	1	14
10+ Points	15	90
10+ Rebounds	0	7
5+ Assists	2	13
5+ Steals	0	8
Tim-High Points	6	43
Tim-High Rebs.	0	10
Tim-High Assists	4	33

Career Highs

Pts	25 vs. Georgia, 2/27/14
Rebs	11, 5x, last at Arkansas, 1/2/14
Blks	3 at Arkansas, 2/19/15
Stls	7 vs. NC Central, 12/2/14
Assts	9 at San Diego State, 11/23/13
Min	40, 2x, last vs. Florida State, 3/29/15

2015-16 Highs

Pts	22 at Vanderbilt, 1/7
Rebs	6 vs. Hampton, 12/16
Blks	1, 3x, last vs. Elon, 12/22
Stls	4, 2x, last at Clemson, 11/18
Assts	5, 2x, last at Vanderbilt, 1/7
Min	36 vs. Arizona State, 11/27

SEC Career Highs

Pts	25 vs. Georgia, 2/27/14
Rebs	11, 2x, last at Arkansas, 1/2/14
Blks	3 at Arkansas, 2/19/15
Stls	6 at Auburn, 1/12/14
Assts	8, 2x, last vs. Ole Miss, 1/30/14
Min	39 vs. Kentucky, 1/9/14

- Scored 10 of her 14 points at Hawaii (Nov. 28) in the first half on 4-of-7 shooting (.571), including the first five points of the second quarter
- Netted four of her 17 points at UCLA (Nov. 22) during 10-4 run over final 4:05 to deliver the win
- Looked sharp in win at Clemson (Nov. 18), shooting 50.0 percent from the field with a team-high 18 points, including four 3-pointers, and swiped four steals for second time in three games
- Scored 10 points in the first half against #6/10 Ohio State (Nov. 13)



#23

TINA ROY

5-11 • Sr. • G • Kaplan, La. • Kaplan
Major: Retail Management



Career Highlights

Two-time SEC Academic Honor Roll

2015-16

- Selected team captain
- Has played in every game, starting 10
- Leads the SEC in 3-point percentage (.500) and 3-pointers per game (4.0) in league play and is 14th in scoring (12.3) and 15th in assists per game (2.5)
- Ranks third in SEC in 3-point percentage overall and sixth in 3s made per game (2.1)
- Has led the team in scoring twice – at UCLA, vs. Arkansas
- Dished out a team-high assists five times – UNCG, at UCLA, vs. Arizona State, Missouri, at Kentucky
- Knocked down two of her four 3-pointers in a span of 97 seconds late in the third quarter at #9/9 Kentucky (Jan. 14) to help the Gamecocks stay within three of the lead
- Hit three of her four 3-pointers at Vanderbilt (Jan. 7) in the second half, including one at the end of the third quarter to put Gamecocks in front going into the fourth and another late in the fourth after Commodores pulled within three
- Buried back-to-back 3s as part of 20-2 run to open the second quarter against Arkansas (Jan. 3), finishing with career-best seven 3-pointers to tie the South Carolina record against an SEC opponent
- Went 3-of-3 from the behind the arc against Elon (Dec. 22), netting at least three 3s for the third time this season
- Matched her career high with five 3s at UCLA (Nov. 22), including one to open the fourth quarter to launch the Gamecocks' 23-17 final period to overcome a three-point deficit
- Hit a clutch 3 in the third quarter against #6/10 Ohio State (Nov. 13), tying the game as part of an 8-2 run to close the period

Miscellaneous

	Season	Career
10+ Points	4	16
5+ Assists	0	5
Tm-High Points	2	4
Tm-High Assists	5	15

Career Highs

Pts	21 vs. Arkansas, 1/3/16
Rebs	8 at Mississippi State, 2/6/14
Blks	2 at Mississippi State, 2/6/14
Stls	3 vs. Southern Cal, 11/15/14
Assts	10 vs. Savannah State, 12/14/14
Min	37 at UCLA, 11/22/15

2015-16 Highs

Pts	21 vs. Arkansas, 1/3
Rebs	5 vs. CSU Bakersfield, 11/28
Blks	1 vs. Arizona State, 11/27
Stls	1, 6x, last at Kentucky, 1/14
Assts	6 vs. UNCG, 11/15
Min	37 at UCLA, 11/22

SEC Career Highs

Pts	21 vs. Arkansas, 1/3/16
Rebs	8 at Mississippi State, 2/6/14
Blks	2 at Mississippi State, 2/6/14
Stls	1, 10x, last at Kentucky, 1/14/16
Assts	4, 4x, last at Kentucky, 1/14/16
Min	35 at Kentucky, 1/14/16

2015-16 Game-by-Game

Opponent	Date	GS	MIN	FG-A	3FG-A	FT-A	Reb	A	TO	B	S	TP
Ohio State	11/13	*	23	1-6	1-6	0-0	0-1-1	1	1	0	0	3
UNCG	11/15	*	19	3-8	3-8	0-0	0-0-0	6	0	0	0	9
at Clemson	11/18	*	22	1-6	1-6	0-0	0-1-1	1	0	0	1	3
at UCLA	11/22	*	37	6-14	5-11	0-0	0-3-3	4	2	0	0	17
vs. Arizona State	11/27	*	22	1-7	1-3	0-0	0-2-2	3	2	1	0	3
vs. CSUB	11/28	*	21	1-4	1-4	0-0	1-4-5	3	0	0	0	3
vs. Hawaii	11/29	*	9	0-1	0-1	0-0	0-0-0	2	0	0	1	0
Duke	12/6	*	16	1-3	1-2	0-0	0-1-1	2	1	0	1	3
Winthrop	12/13	*	11	1-6	1-6	0-0	0-0-0	3	0	0	0	3
Hampton	12/16		24	0-3	0-2	0-0	0-3-3	3	1	0	0	0
vs. East Carolina	12/20		12	1-5	1-4	0-0	1-2-3	0	2	0	0	3
Elon	12/22		11	3-3	3-3	0-0	0-0-0	1	0	0	0	9
Arkansas	1/3	*	29	7-13	7-12	0-0	0-1-1	3	0	0	1	21
at Vanderbilt	1/7		20	4-8	4-6	1-2	0-1-1	1	2	0	1	13
Missouri	1/10		16	1-5	1-5	0-3	0-2-2	2	2	0	0	3
at Kentucky	1/14		35	4-11	4-9	0-0	1-2-3	4	2	0	1	12

Career Stats at South Carolina

Year	GP	GS	Min	Avg	FG	FGA	Pct	3FG	FGA	Pct	FT	FTA	Pct	Off	Def	Tot	Avg	PF	FO	A	TO	Blk	Stl	Pts	Avg
2011-12	34	0	383	11.3	53	181	.293	32	127	.252	10	22	.455	20	29	49	1.4	20	0	10	15	1	9	148	4.4
2012-13	— Did Not Play —																								
2013-14	34	1	553	16.3	44	146	.301	20	86	.233	14	23	.609	13	56	69	2.0	19	0	48	23	9	6	122	3.6
2014-15	36	0	568	15.8	59	152	.388	46	119	.387	2	5	.400	8	59	67	1.9	19	0	78	34	5	7	166	4.6
2015-16	16	10	327	20.4	35	103	.340	34	88	.386	1	5	.200	3	23	26	1.7	7	0	39	15	1	6	105	6.6
Career	120	11	1831	15.3	191	582	.328	132	420	.314	27	55	.491	44	167	211	1.8	65	0	175	87	16	28	541	4.5



KHADIJAH SESSIONS

5-8 • Sr. • G • Myrtle Beach, S.C. • Myrtle Beach
Major: Hotel, Restaurant, Tourism Management



Career Highlights

Three-time SEC Academic Honor Roll | 2012 SCBA Class 4A Player of the Year
2012 Parade All-America (HS)

2015-16

- Selected team captain
- Has started every game
- Ranks eighth in the SEC in steals (1.9)
- Has led the team in assists six times – Ohio State, at Clemson, at Hawaii, Winthrop, Elon, Arkansas – and handed out five or more assists twice this season
- Shooting 55.0 percent from the field in SEC play, including 5-of-7 from 3-point range, to average 8.5 points
- Scored five of her eight points against #9/9 Kentucky (Jan. 14) in the fourth quarter, scoring four points of a 6-0 run that brought Gamecocks within one late in the third quarter then knocking down a fourth-quarter 3-pointer as part of the 15-2 run the won the game
- Great ball pressure against #20/- Missouri (Jan. 10) helped harass Tigers into 20 turnovers
- Hit a pair of clutch fourth-quarter 3-pointers at Vanderbilt (Jan. 7), the first coming in a one-point game with 4:00 to play and the second after Dores drew within three inside 2:00 remaining
- Was critical to 20-2 run that opened second quarter against Arkansas (Jan. 3), making two key defensive plays and handing out assists on two of the three 3-pointers that launched the surge
- Served as a catalyst for the South Carolina offense against Winthrop (Dec. 13), dishing out six assists
- Matched career highs in steals (4) and minutes played (37) against #14/13 Duke (Dec. 6), picking up last two steals in final 5:03 to spark 15-5 run that turned one-point deficit into victory
- At Rainbow Wahine Showdown, averaged 8.3 points on 56.3 percent shooting (9-of-16) to go with eight steals
- Scored in double figures for second time this season with 11 at Hawaii (Nov. 29) all in the second half, including nine during a 17-6 run to close the third quarter after UH had closed within five points
- Grabbed three offensive rebounds against #16/18 Arizona State (Nov. 27)
- Handed out five assists at Clemson (Nov. 18)
- Swiped four steals against #6/10 Ohio State (Nov. 13) and applied pressure to the Buckeyes' defense early with strong drives to the basket

2015-16 Game-by-Game

Opponent	Date	GS	MIN	FG-A	3FG-A	FT-A	Reb	A	TO	B	S	TP
Ohio State	11/13	*	36	3-8	0-0	6-8	0-3-3	3	3	0	4	12
UNCG	11/15	*	18	1-2	0-0	0-0	0-1-1	4	0	0	2	2
at Clemson	11/18	*	19	0-1	0-1	0-0	0-2-2	5	1	0	1	0
at UCLA	11/22	*	23	0-1	0-1	0-0	1-4-5	1	4	0	0	0
vs. Arizona State	11/27	*	30	2-7	0-2	2-2	3-0-3	0	1	0	2	6
vs. CSUB	11/28	*	26	3-4	0-0	2-3	1-0-1	1	0	0	2	8
vs. Hawaii	11/29	*	21	4-5	1-2	2-2	1-3-4	4	1	0	4	11
Duke	12/6	*	37	2-4	0-1	1-6	2-3-5	1	1	0	4	5
Winthrop	12/13	*	15	2-3	0-1	0-0	0-1-1	6	1	0	1	4
Hampton	12/16	*	17	2-3	1-1	0-0	0-4-4	2	3	0	0	5
vs. East Carolina	12/20	*	22	1-5	0-2	3-4	0-2-2	3	2	0	1	5
Elon	12/22	*	24	2-4	1-2	1-2	1-1-2	4	1	0	2	6
Arkansas	1/3	*	25	3-4	1-1	0-0	1-2-3	4	1	1	3	7
at Vanderbilt	1/7	*	30	3-5	2-3	2-3	3-1-4	0	0	0	3	10
Missouri	1/10	*	23	2-6	1-2	4-4	0-0-0	1	0	0	1	9
at Kentucky	1/14	*	29	3-5	1-1	1-3	1-0-1	3	2	0	0	8

Career Stats at South Carolina

Year	GP	GS	Min	Avg	FG	FGA	Pct	3FG	FGA	Pct	FT	FTA	Pct	Off	Def	Tot	Avg	PF	FO	A	TO	Blk	Stl	Pts	Avg
2012-13	33	3	570	17.3	53	151	.351	13	54	.241	72	109	.661	22	24	46	1.4	43	0	36	49	3	21	191	5.8
2013-14	29	26	761	26.2	58	159	.365	18	59	.305	74	109	.679	9	38	47	1.6	60	0	77	45	1	28	208	7.2
2014-15	37	36	814	22.0	59	147	.401	20	64	.313	27	51	.529	26	63	89	2.4	63	0	105	49	4	68	165	4.5
2015-16	16	16	395	24.7	33	67	.493	8	20	.400	24	37	.649	14	27	41	2.6	35	0	42	21	1	30	99	6.1
Career	115	81	2540	22.1	203	524	.387	59	197	.299	197	300	.657	71	152	223	1.9	201	0	260	164	9	147	662	5.8

Miscellaneous

	Season	Career
10+ Points	3	23
5+ Assists	2	12
Tm-High Points	0	3
Tm-High Assists	6	28

Career Highs

Pts	19 vs. Auburn, 2/3/13
Rebs	6 vs. Clemson, 11/20/14
Blks	1, 9x, last vs. Arkansas, 1/3/16
Stls	4, 13x, last vs. Duke, 12/6/15
Assts	8 vs. NC Central, 12/1/14
Min	37, 2x, last vs. Duke, 12/6/15

2015-16 Highs

Pts	12 vs. Ohio State, 11/13
Rebs	5, 2x, last vs. Duke, 12/6
Blks	1 vs. Arkansas, 1/3
Stls	4, 3x, last vs. Duke, 12/6
Assts	6 vs. Winthrop, 12/13
Min	37 vs. Duke, 12/6

SEC Career Highs

Pts	19 vs. Auburn, 2/3/13
Rebs	5, 4x, last at Arkansas, 2/19/15
Blks	1, 3x, last vs. Arkansas, 1/3/16
Stls	4, 5x, last at Arkansas, 2/19/15
Assts	7 at Arkansas, 2/19/15
Min	35 at Missouri, 2/28/13



#40 JATARIE WHITE

6-4 • So. • F • Charlotte, N.C. • Providence Day
Major: Public Relations/Advertising



Career Highlights

2014 McDonald's All-America | Charlotte Observer Player of the Year (2013, 2014)
2014 WBCA All-America | North Carolina Miss Basketball (2013, 2014)

2015-16

- Ranks among the most improved Gamecocks from last season
- Has seen time in every game
- Led the team in rebounding once – at Clemson
- Reached double figures for the second time this season against #20/- Missouri (Jan. 10), pouring in an SEC career-high 11 points
- Great offensive game against East Carolina (Dec. 20) with career-high 14 points on 5-of-8 shooting
- Scored all of her eight points against Hampton (Dec. 16) in the second half, shooting 3-of-5 from the field and grabbing five her seven rebounds in the final 20 minutes as well
- Notched career highs in rebounds (9) and blocks (4) in 18 minutes of action against Winthrop (Dec. 13)
- Played 19 minutes against #14/13 Duke (Dec. 6), finishing with five rebounds
- Grabbed five rebounds in just 11 minutes of action against CSU Bakersfield (Nov. 27)
- Started the second half at Clemson (Nov. 18) and was key part of 19-5 third-quarter run that broke open the game ... tied for team-high honors with six rebounds
- Great contributions against #6/10 Ohio State (Nov. 13), beyond the four points, three rebounds and two assists in the box score

Miscellaneous

	Season	Career
10+ Points	2	4
10+ Rebounds	0	0
Tm-High Points	0	0
Tm-High Rebs.	1	1

Career Highs

Pts 14 vs. East Carolina, 12/20/15
Rebs.....9 vs. Winthrop, 12/13/15
Blks4 vs. Winthrop, 12/13/15
Stls.....2 vs. Syracuse, 3/22/15
Assts 2, 4x, last at Clemson, 11/18/15
Min.....22 vs. San Diego St., 11/23/14

2015-16 Highs

Pts 14 vs. East Carolina, 12/20
Rebs.....9 vs. Winthrop, 12/13
Blks4 vs. Winthrop, 12/13
Stls.....1, 3x, last vs. Missouri, 1/10
Assts2, 2x, last at Clemson, 11/18
Min.....21 vs. Hampton, 12/16

SEC Career Highs

Pts 11 v. Missouri, 1/10/16
Rebs.....7 at Georgia, 2/5/15
Blks2 at Georgia, 2/5/15
Stls.....1, 2x, last vs. Missouri, 1/10/16
Assts2 vs. LSU, 2/12/15
Min.....21 at Georgia, 2/5/15

2015-16 Game-by-Game

Opponent	Date	GS	MIN	FG-A	3FG-A	FT-A	Reb	A	TO	B	S	TP
Ohio State	11/13	15	1-3	0-0	2-3	1-2-3	2	0	0	0	0	4
UNCG	11/15	13	2-4	0-0	1-2	0-3-3	1	0	1	0	0	5
at Clemson	11/18	18	1-4	0-0	1-2	4-2-6	2	0	1	0	0	3
at UCLA	11/22	12	0-2	0-0	2-2	0-2-2	0	0	0	0	0	2
vs. Arizona State	11/27	12	0-2	0-0	0-0	1-1-2	0	1	0	0	0	0
vs. CSUB	11/28	11	1-2	0-0	0-2	1-4-5	1	0	1	0	0	2
vs. Hawaii	11/29	14	0-2	0-0	0-0	0-2-2	1	1	0	0	0	0
Duke	12/6	19	0-3	0-0	0-0	1-4-5	1	2	0	1	0	0
Winthrop	12/13	18	2-2	0-0	0-0	1-8-9	1	0	4	1	4	4
Hampton	12/16	21	3-8	0-0	2-2	2-5-7	0	4	1	0	0	8
vs. East Carolina	12/20	19	5-8	0-1	4-6	1-3-4	0	0	0	0	0	14
Elon	12/22	14	1-7	0-0	0-0	0-2-2	0	0	0	0	0	2
Arkansas	1/3	18	0-5	0-0	1-2	2-3-5	1	1	0	0	0	1
at Vanderbilt	1/7	18	0-0	0-0	2-4	0-2-2	0	0	0	0	0	2
Missouri	1/10	18	3-5	0-1	5-6	3-1-4	0	1	0	1	11	11
at Kentucky	1/14	7	0-1	0-0	0-0	2-3-5	0	2	1	0	0	0

Career Stats at South Carolina

Year	GP	GS	Min	Avg	FG	FGA	Pct	3FG	FGA	Pct	FT	FTA	Pct	Off	Def	Tot	Avg	PF	FO	A	TO	Blk	Stl	Pts	Avg
2014-15	20	0	184	9.2	20	49	.408	0	0	—	9	14	.643	16	28	44	2.2	20	0	7	14	5	7	49	2.5
2015-16	16	0	247	15.4	19	58	.328	0	2	.000	20	31	.645	19	47	66	4.1	33	0	10	12	9	3	58	3.6
Career	36	0	431	12.0	39	107	.364	0	2	.000	29	45	.644	35	75	110	3.1	53	0	17	26	14	10	107	3.0



#22 A'JA WILSON

6-5 • So. • F • Hopkins, S.C. • Heathwood Hall
Major: Broadcasting



Career Highlights

Wooden Award Midseason Top 20 (2015-16)	2015 All-America Honorable Mention (WBCA)
Naismith Early Season Watch List (2015-16)	2015 WBCA All-Region 3
USBWA Ann Meyers Drysdale Award Watch List (2015-16)	2015 SEC Freshman of the Year (Coaches, AP)
2015 USA Basketball Female Athlete of the Year	2015 All-SEC First Team (Coaches, AP)
2015 Rainbow Wahine Showdown Tournament MVP	2015 SEC All-Freshman Team
Three-time SEC Player of the Week	USBWA National Freshman of the Week (Dec. 1-7)
Preseason All-America Second Team (Lindy's, SI, ESPN)	Five-time SEC Freshman of the Week
Preseason All-America Honorable Mention (AP)	2014 National High School Player of the Year (WBCA, Naismith, Parade)
Preseason All-SEC First Team (Media, Coaches)	2014 McDonald's and Parade (HS) All-America
2015 All-America Third Team (AP)	Three-time SCISA Player of the Year

Miscellaneous

	Season	Career
Double-Double	9	14
20+ Points	4	9
10+ Points	12	41
10+ Rebounds	9	14
5+ Blocks	3	4
Tim-High Points	7	22
Tim-High Rebs.	8	17

Career Highs

Pts	28 vs. Duke, 12/6/15
Rebs	19 at Kentucky, 3/1/15
Blks	8 at Kentucky, 1/14/16
Stls	3, 4x, last vs. C. Michigan, 12/20/14
Assts	4 vs. CSU Bakersfield, 11/28/15
Min	33 at Kentucky, 3/1/15

2015-16 Highs

Pts	28 vs. Duke, 12/6
Rebs	14 vs. Ohio State, 11/13
Blks	8 at Kentucky, 1/14
Stls	2, 3x, last vs. Missouri, 1/10
Assts	4 vs. CSU Bakersfield, 11/28
Min	32, 2x, last at Kentucky, 1/14

SEC Career Highs

Pts	26, 2x, last at Kentucky, 1/14/16
Rebs	19 at Kentucky, 3/1/15
Blks	8 at Kentucky, 1/14/16
Stls	2, 2x, last vs. Missouri, 1/10/16
Assts	3, 2x, last vs. Alabama, 1/29/15
Min	33 at Kentucky, 3/1/15

2015-16

- Leads team in scoring and rebounding
- Ranks 14th in the nation in double-doubles and is fifth in blocked shots per game (3.1), leading SEC in both
- Among SEC's top five in rebounding (3rd), field goal percentage (4th) and scoring (5th)
- Has led the team in scoring seven times – Ohio State, UNCG, vs. Arizona State, vs. CSUB, at Hawaii, Duke, at Kentucky
- Team's top rebounder eight times – Ohio State, vs. Arizona State, vs. CSUB, at Hawaii, Duke, Elon, Arkansas, at Kentucky
- Has recorded a double-double in five of her last seven games
- Was named SEC Player of the Week three times (Nov. 13-16, Nov. 24-30, Dec. 1-7) in first four weeks of season
- Powered win at #9/9 Kentucky on both sides of the ball with six of her career-high eight blocked shots coming in the second half, along with 15 of her game-high 26 points, including eight points of the 15-2 fourth-quarter run that won the game
- Nearly got her double-double in the first half alone against #20/- Missouri (Jan. 10) to go along with career-high tying six blocks in the game
- Scored five straight points in 8-0 third-quarter run to break 41-41 tie against Elon (Dec. 22)
- Personal 6-0 run in fourth quarter against ECU (Dec. 20) set up sixth double-double of the season
- Scored career-high 28 points against #14/13 Duke (Dec. 6), including 20 in the second half and 12 of the team's 16 in the third quarter
- Named MVP of Rainbow Wahine Showdown, averaging 20.7 points on 65.0 percent shooting (26-of-40), 8.0 rebounds and 2.3 blocks, helping her to SEC co-Player of the Week honors as well (Nov. 24-30)
- Tallied 26 points against CSU Bakersfield (Nov. 28), including 16 in second half to break open eight-point game at halftime

2015-16 Game-by-Game

Opponent	Date	GS	MIN	FG-A	3FG-A	FTA	Reb	A	TO	B	S	TP
Ohio State	11/13	*	21	8-18	0-0	4-4	5-9-14	0	0	2	0	20
UNCG	11/15	*	17	9-14	0-0	1-2	6-4-10	1	2	6	2	19
at Clemson	11/18	*	21	3-10	0-0	1-4	1-4-5	0	0	3	0	7
at UCLA	11/22	*	30	4-9	0-0	3-5	2-8-10	3	2	4	1	11
vs. Arizona State	11/27	*	28	8-11	0-0	2-2	2-9-11	1	6	1	2	18
vs. CSUB	11/28	*	31	10-14	0-0	6-9	2-6-8	4	0	4	0	26
vs. Hawaii	11/29	*	27	8-15	0-0	2-2	2-3-5	0	1	2	0	18
Duke	12/6	*	32	10-19	0-0	8-10	6-5-11	2	3	3	1	28
Winthrop						—	DNP					
Hampton						—	DNP					
vs. East Carolina	12/20	*	22	7-10	0-0	1-1	3-7-10	0	2	2	1	15
Elon	12/22	*	25	5-12	0-0	2-5	2-6-8	2	1	3	1	12
Arkansas	1/3	*	25	7-12	0-0	0-1	4-6-10	1	2	0	0	14
at Vanderbilt	1/7	*	24	1-3	0-0	2-4	0-6-6	2	1	0	0	4
Missouri	1/10	*	27	3-10	0-0	5-6	2-9-11	1	0	6	2	11
at Kentucky	1/14	*	32	11-16	0-0	4-9	6-7-13	2	2	8	1	26

- Grabbed three of her fourth-quarter rebounds in the final seven seconds of a tie game, including two offensive, getting fouled on the final one and hitting the resulting two free throws with 0.6 seconds to deliver the win over #16/18 Arizona State (Nov. 27)
- Hit from the left block to launch a 10-4 run that broke a 58-58 tie with 3:50 left to play and put the Gamecocks up for good at UCLA (Nov. 22)
- Tied her career high with six blocks against UNCG (Nov. 15), while posting her second double-double in as many games (19 pts/10 rebs)
- Scored 12 of her team-high 20 points against #6/10 Ohio State (Nov. 13) in the fourth quarter, including six of the team's 10 points in the final 2:35 to deliver the victory

Career Stats at South Carolina

Year	GP	GS	Min	Avg	FG	FGA	Pct	3FG	FGA	Pct	FT	FTA	Pct	Off	Def	Tot	Avg	PF	FO	A	TO	Blk	Stl	Pts	Avg
2014-15	37	1	734	19.8	177	329	.538	1	3	.333	131	198	.662	78	165	243	6.6	72	1	37	62	65	32	486	13.1
2015-16	14	14	362	25.9	94	173	.543	0	0	—	41	64	.641	43	89	132	9.4	33	1	19	22	44	11	229	16.4
Career	51	15	1096	21.5	271	502	.540	1	3	.333	172	262	.656	121	254	375	7.4	105	2	56	84	109	43	715	14.0



Official Basketball Box Score - Game Totals - Final Statistics
#6/10 Ohio State vs South Carolina
 11/13/15 7 p.m. at Columbia, S.C./Colonial Life Arena



#6/10 Ohio State 80 • 0-1

#	Player	Total			3-Ptr			Rebounds			PF	TP	A	TO	Blk	Stl	Min
		FG-FGA	FG-FGA	FT-FTA	FG-FGA	FG-FGA	FT-FTA	Off	Def	Tot							
22	Alexa Hart	f	1-5	0-0	0-0	4	1	5	3	2	0	0	2	0	0	19	
32	Shayla Cooper	f	2-17	0-4	0-0	3	12	15	5	4	1	8	0	2	33		
03	Kelsey Mitchell	g	10-24	4-9	12-13	0	2	2	4	36	1	3	3	0	38		
13	Cait Craft	g	1-3	0-1	3-4	1	0	1	3	5	0	2	1	5	31		
14	Amethyst Alston	g	8-19	4-5	3-3	0	3	3	2	23	0	1	1	1	38		
12	Kianna Holland	g	2-4	1-3	0-0	0	0	0	3	5	0	0	0	0	8		
20	Asia Doss	g	1-2	1-1	0-0	0	0	0	1	3	1	1	0	1	5		
21	Lisa Blair	g	1-3	0-0	0-0	5	3	8	4	2	0	2	2	1	12		
24	Makayla Waterman	g	0-3	0-0	0-0	2	1	3	3	0	0	1	1	2	13		
34	Theresa Ekhelar	g	0-0	0-0	0-0	0	0	0	1	0	0	0	0	0	3		
	Team					3	2	5									
	Totals		26-80	10-23	18-20	18	24	42	29	80	3	18	10	13	200		

1st - FG %: 8-21 38.1% 2nd: 8-18 44.4% 3rd: 6-23 26.1% 4th: 4-18 22.2% Game: 26-80 32.5% Deadball Rebounds 1,1
 3FG %: 5-8 62.5% 2-3 66.7% 1-7 14.3% 2-5 40.0% 10-23 43.5%
 FT %: 5-5 100.0% 3-3 100.0% 2-2 100.0% 8-10 80.0% 18-20 90.0%

South Carolina 88 • 1-0

#	Player	Total			3-Ptr			Rebounds			PF	TP	A	TO	Blk	Stl	Min
		FG-FGA	FG-FGA	FT-FTA	FG-FGA	FG-FGA	FT-FTA	Off	Def	Tot							
22	WILSON, A'ja	f	8-18	0-0	4-4	5	9	14	0	20	0	0	2	0	21		
24	IMOVBIQH, Sarah	f	4-5	0-0	0-2	3	7	10	3	8	0	1	0	0	16		
05	SESSIONS, Khadijah	g	3-8	0-0	6-8	0	3	3	4	12	3	3	0	4	36		
23	ROY, Tina	g	1-6	1-6	0-0	0	1	1	2	3	1	1	0	0	23		
25	MITCHELL, Tiffany	g	6-12	2-4	1-2	1	2	3	4	15	3	8	1	4	32		
00	COLLEY, Shay	g	0-0	0-0	0-0	0	0	0	3	0	0	1	0	0	6		
01	CUEVAS, Bianca	g	1-5	0-1	3-4	0	0	0	2	5	1	1	0	0	8		
03	DUCKETT, Kaydra	g	0-1	0-0	0-0	0	0	0	1	0	0	0	0	0	3		
31	DOZIER, Asia	g	1-2	0-0	2-2	0	0	0	0	4	1	2	0	0	12		
40	WHITE, Jatarie	g	1-3	0-0	2-3	1	2	3	0	4	2	0	0	0	15		
41	COATES, Alaina	g	6-9	0-0	5-10	4	9	13	1	17	0	3	3	1	28		
	Team					2	2	4									
	Totals		31-69	3-11	23-35	16	35	51	20	88	11	20	6	9	200		

1st - FG %: 9-19 47.4% 2nd: 4-12 33.3% 3rd: 6-17 35.3% 4th: 12-21 57.1% Game: 31-69 44.9% Deadball Rebounds 9,2
 3FG %: 1-3 33.3% 0-2 0.0% 2-4 50.0% 0-2 0.0% 3-11 27.3%
 FT %: 11-14 78.6% 7-12 58.3% 5-7 71.4% 0-2 0.0% 23-35 65.7%

Officials: Beverly Roberts, Mark Zentz, Kevin Pethel
 Technical fouls: #6/10 Ohio State-None. South Carolina-None.
 Attendance: 16815

Score by periods	1st	2nd	3rd	4th	Total
#6/10 Ohio State	26	21	15	18	80
South Carolina	30	15	19	24	88

Points In Off 2nd Fast
 OSU 26 20 14 8 9 10
 SC 30 20 21 16 30
 Score tied - 6 times.
 Lead changed - 6 times.

Last FG - OSU 4th-02:35, SC 4th-00:08.
 Largest lead - OSU by 6 3rd-08:26, SC by 15 1st-03:56.
 OSU led for 08:14. SC led for 28:41. Game was tied for 03:05.



Official Basketball Box Score - Game Totals - Final Statistics
UNCG vs South Carolina
 11/15/15 3 p.m. at Columbia, S.C./Colonial Life Arena



UNCG 44 • 1-1

#	Player	Total			3-Ptr			Rebounds			PF	TP	A	TO	Blk	Stl	Min
		FG-FGA	FG-FGA	FT-FTA	FG-FGA	FG-FGA	FT-FTA	Off	Def	Tot							
15	Jade Scaife	f	2-5	0-0	0-1	0	2	2	3	4	0	2	1	1	26		
22	India Timpton	f	0-6	0-0	0-0	4	2	6	4	0	0	5	0	1	27		
44	Mariah Wilson	c	1-3	0-0	0-1	2	3	5	3	2	0	1	1	2	21		
03	Jazmine Missouri	g	2-5	1-2	2-2	1	1	2	0	7	1	3	0	0	21		
12	Lucy Mason	g	7-20	1-5	5-6	0	2	2	2	20	1	3	0	2	40		
00	Ashley Bearden	g	0-0	0-0	0-0	0	0	0	0	1	0	0	0	0	6		
01	Keli Foster	g	0-1	0-0	0-0	0	1	1	1	0	0	2	0	0	6		
10	Gena Penick	g	0-1	0-0	0-0	1	0	1	4	0	0	1	0	0	3		
14	Bailey Williams	g	0-1	0-1	1-2	0	0	0	1	1	2	3	0	0	10		
21	Medena Bartley	g	0-0	0-0	0-0	0	0	0	0	0	0	0	0	0	4		
23	Jayda Luckie	g	1-3	0-0	0-0	1	0	1	1	2	0	0	0	0	6		
25	Shanese Harris	g	3-17	1-5	1-2	3	3	6	1	8	0	1	0	0	30		
	Team					3	7	10									
	Totals		16-62	3-13	9-14	15	21	36	21	44	4	21	2	6	200		

1st - FG %: 5-12 41.7% 2nd: 4-14 28.6% 3rd: 3-17 17.6% 4th: 4-19 21.1% Game: 16-62 25.8% Deadball Rebounds 4,2
 3FG %: 2-3 66.7% 0-2 0.0% 1-4 25.0% 0-4 0.0% 3-13 23.1%
 FT %: 4-4 100.0% 1-3 33.3% 2-4 50.0% 2-3 66.7%

South Carolina 92 • 2-0

#	Player	Total			3-Ptr			Rebounds			PF	TP	A	TO	Blk	Stl	Min
		FG-FGA	FG-FGA	FT-FTA	FG-FGA	FG-FGA	FT-FTA	Off	Def	Tot							
22	WILSON, A'ja	f	9-14	0-0	1-2	6	4	10	0	19	1	2	6	2	17		
41	COATES, Alaina	c	6-7	0-0	0-3	2	5	7	2	12	0	0	0	3	13		
05	SESSIONS, Khadijah	g	1-2	0-0	0-0	0	1	1	2	2	4	0	0	2	18		
23	ROY, Tina	g	3-8	3-8	0-0	0	0	0	0	9	6	0	0	0	19		
25	MITCHELL, Tiffany	g	3-11	2-7	2-2	0	2	2	2	10	5	1	0	2	23		
00	COLLEY, Shay	g	3-5	1-1	0-0	1	1	2	2	7	1	2	0	1	16		
01	CUEVAS, Bianca	g	2-4	1-3	6-8	0	2	1	1	11	1	3	0	2	19		
03	DUCKETT, Kaydra	g	0-0	0-0	0-0	0	1	1	0	0	0	1	1	0	10		
24	IMOVBIQH, Sarah	g	5-7	0-0	4-6	5	6	11	3	14	0	0	0	2	21		
31	DOZIER, Asia	g	1-4	1-4	0-0	0	2	2	2	3	6	0	0	0	26		
40	WHITE, Jatarie	g	2-4	0-0	1-2	0	3	3	0	5	1	0	1	0	13		
44	FARMER, India	g	0-1	0-1	0-0	0	1	1	0	0	0	0	2	0	5		
	Team					1	4	5									
	Totals		35-67	8-24	14-23	15	32	47	15	92	25	10	15	20	200		

1st - FG %: 11-18 61.1% 2nd: 9-19 47.4% 3rd: 12-19 63.2% 4th: 3-11 27.3% Game: 35-67 52.3% Deadball Rebounds 3
 3FG %: 4-7 57.1% 1-3 33.3% 7-11 63.6% 0-1 0.0% 0-6 0.0% 8-24 33.3%
 FT %: 1-3 33.3% 2-4 50.0% 0-1 0.0% 6-8 75.0%

Officials: Scott Yarbrough, Troy Winders, Nick Marshall
 Technical fouls: UNCG-None. South Carolina-None.
 Attendance: 13607

Score by periods	1st	2nd	3rd	4th	Total
UNCG	16	9	9	10	44
South Carolina	27	26	27	12	92

Points In Off 2nd Fast
 UNCG 18 4 10 8 11
 SC 52 29 16 13 40
 Score tied - 1 time.
 Lead changed - 0 times.

Last FG - UNCG 4th-00:55, SC 4th-02:39.
 Largest lead - UNCG None, SC by 51 4th-03:32.
 UNCG led for 00:00. SC led for 39:22. Game was tied for 00:34.



Official Basketball Box Score - Game Totals - Final Statistics
South Carolina vs Clemson
 11/18/15 7:00 PM at Clemson, S.C.



South Carolina 67 • 3-0

#	Player	Total			3-Ptr			Rebounds			PF	TP	A	TO	Blk	Stl	Min
		FG-FGA	FG-FGA	FT-FTA	FG-FGA	FG-FGA	FT-FTA	Off	Def	Tot							
22	WILSON, A'ja	f	3-10	0-0	1-4	1	4	5	3	7	0	0	3	0	21		
41	COATES, Alaina	c	4-7	0-0	2-4	5	1	6	3	10	1	2	2	1	22		
05	SESSIONS, Khadijah	g	0-1	0-1	0-0	0	2	2	0	5	1	0	1	0	19		
23	ROY, Tina	g	1-6	1-6	0-0	0	1	1	1	3	1	0	0	1	22		
25	MITCHELL, Tiffany	g	6-12	4-7	2-4	3	2	5	1	18	0	1	0	4	25		
00	COLLEY, Shay	g	0-3	0-1	5-6	2	1	3	0	5	2	0	0	1	16		
01	CUEVAS, Bianca	g	2-7	0-3	0-0	0	1	1	1	4	2	0	0	2	17		
24	IMOVBIQH, Sarah	g	3-4	0-0	3-8	4	2	6	1	9	0	0	0	2	19		
31	DOZIER, Asia	g	3-9	2-7	0-0	0	1	1	0	8	0	1	0	0	21		
40	WHITE, Jatarie	g	1-4	0-0	1-2	4	2	6	3	2	0	1	0	0	18		
	Team					3	2	5									
	Totals		23-63	7-25	14-28	22	19	41	15	67	13	5	6	12	200		

1st - FG %: 6-20 30.0% 2nd: 4-12 33.3% 3rd: 9-12 75.0% 4th: 4-19 21.1% Game: 23-63 36.5% Deadball Rebounds 7
 3FG %: 3-6 50.0% 1-7 14.3% 3-5 60.0% 0-7 0.0% 7-25 28.0%
 FT %: 5-10 50.0% 2-4 50.0% 6-11 54.5% 1-3 33.3% 14-28 50.0%

Clemson 41 • 1-2

#	Player	Total			3-Ptr			Rebounds			PF	TP	A	TO	Blk	Stl	Min
		FG-FGA	FG-FGA	FT-FTA	FG-FGA	FG-FGA	FT-FTA	Off	Def	Tot							
03	Cardaci,Victoria	g	3-5	3-5	0-0	0	2	2	3	9	1	0	0	0	30		
05	Edwards,Danielle	g	1-8	0-1	2-2	2	4	6	3	4	6	4	0	0	38		
12	Collier,Aliyah	g	3-8	0-0	1-2	5	2	7	5	7	2	5	0	0	25		
11	Lefft,Gadson	g	0-0	0-0	0-0	0	0	0	1	0	0	0	0	0	4		
14	Mosley,Paige	p	0-2	0-1	0-0	1	1	2	3	0							



Official Basketball Box Score - Game Totals - Final Statistics
#16/18 Arizona State vs South Carolina
 11/27/15 2:30pm HT at Honolulu, Oahu



#16/18 Arizona State 58 • 1-2

#	Player	Total		3-Ptr		Rebounds			PF	TP	A	TO	Blk	Stl	Min
		FG-FGA	FT-FTA	FG-FGA	FT-FTA	Off	Def	Tot							
21	Brunner, Sophie	f	1-6	0-0	4-6	3	7	10	1	6	2	6	0	3	29
22	Moos, Kelsey	f	2-5	0-0	1-2	2	0	2	1	5	0	1	0	0	18
24	Domstauder, Quinn	c	2-5	0-0	1-2	5	2	7	1	5	0	4	1	2	26
00	Hempen, Katie	g	4-10	4-7	0-0	1	4	5	2	12	2	3	0	3	29
23	Davis, Elisha	g	4-12	2-6	0-0	0	0	0	3	10	5	0	0	1	26
01	Hawkins, Arnecia	g	3-10	0-1	1-2	1	1	2	2	7	0	0	0	1	21
03	Haines, Sabrina	g	2-2	2-2	0-0	2	1	3	0	6	0	1	0	0	11
11	Amukumara, Peace	g	2-4	0-1	1-2	0	4	4	4	5	1	3	0	0	17
33	Johnson-Chapman, Cha	g	0-0	0-0	0-0	0	0	0	0	0	0	0	0	0	1
42	Ibis, Kianna	g	0-2	0-1	0-0	0	0	0	0	0	0	0	0	0	4
43	Normen, Eliza	g	1-5	0-2	0-0	0	2	2	1	2	0	1	0	1	18
	Team					2	2	4							
	Totals		21-61	8-20	8-14	16	23	39	15	58	10	19	1	11	200

1st-FG %:	7-16	43.8%	2nd:	5-15	33.3%	3rd:	3-13	23.1%	4th:	6-17	35.3%	Game:	21-61	34.4%	Deadball
3FG %:	2-6	33.3%	2-5	40.0%	2-5	40.0%	2-5	40.0%	2-4	50.0%	8-20	40.0%			Rebounds
FT %:	1-2	50.0%	4-8	50.0%	1-2	50.0%	2-2	100.0%	2-2	100.0%	8-14	57.1%			2

South Carolina 60 • 5-0

#	Player	Total		3-Ptr		Rebounds			PF	TP	A	TO	Blk	Stl	Min
		FG-FGA	FT-FTA	FG-FGA	FT-FTA	Off	Def	Tot							
22	WILSON, A'ja	f	8-11	0-0	2-2	2	9	11	2	18	1	6	1	2	28
41	COATES, Alaina	c	3-6	0-0	0-1	3	4	7	2	6	1	2	1	1	23
05	SESSIONS, Khadijah	g	2-7	0-2	2-2	3	0	3	1	6	0	1	0	2	30
23	ROY, Tina	g	1-7	1-3	0-0	0	2	2	0	3	3	2	1	0	22
25	MITCHELL, Tiffany	g	2-7	0-3	2-2	0	1	1	2	6	1	2	0	2	36
00	COLLEY, Shay	g	0-2	0-1	0-0	0	1	1	1	0	0	1	0	0	10
01	CUEVAS, Bianca	g	7-13	0-2	4-7	0	2	2	2	18	0	2	0	2	18
24	IMOVBIQH, Sarah	g	0-1	0-0	1-2	3	5	8	3	1	0	2	0	0	16
31	DOZIER, Asia	g	1-2	0-0	0-0	0	1	1	0	2	0	1	0	1	5
40	WHITE, Jatarie	g	0-2	0-0	0-0	1	1	2	3	0	0	1	0	0	12
	Team					2	2	4							
	Totals		24-58	1-11	11-16	14	28	42	16	60	6	21	3	10	200

1st-FG %:	5-17	29.4%	2nd:	7-13	53.8%	3rd:	7-12	58.3%	4th:	5-16	31.3%	Game:	24-58	41.4%	Deadball
3FG %:	0-1	0.0%	0-3	0.0%	0-2	0.0%	0-3	0.0%	1-5	20.0%	1-11	9.1%			Rebounds
FT %:	4-4	100.0%	2-5	40.0%	1-2	50.0%	4-5	80.0%	1-16	6.88%					2

Officials: Skelly Wingard, Victor Dunomes, Ethan Kahoano
 Technical fouls: #16/18 Arizona State-None. South Carolina-None.
 Attendance: 2020

Score by periods	1st	2nd	3rd	4th	Total
#16/18 Arizona State	17	16	9	16	58
South Carolina	14	16	15	15	60

Points	In	Off	2nd	Fast	Bench
ASU	Paint	T/O	Chance	Break	
16	20	9	0	20	
42	18	8	2	21	

Last FG - ASU 4th-01:20, SC 4th-00:56.
 Largest lead - ASU by 7 2nd-08:59, SC by 7 4th-07:08.
 ASU led for 15:11. SC led for 13:08. Game was tied for 11:17.
 Score tied - 10 times.
 Lead changed - 11 times.



Official Basketball Box Score - Game Totals - Final Statistics
South Carolina vs CSU Bakersfield
 11/28/15 1:30 p.m. at Honolulu, HI (Stan Sheriff Center)



South Carolina 90 • 6-0

#	Player	Total		3-Ptr		Rebounds			PF	TP	A	TO	Blk	Stl	Min
		FG-FGA	FT-FTA	FG-FGA	FT-FTA	Off	Def	Tot							
22	WILSON, A'ja	f	10-14	0-0	6-9	2	6	8	2	26	4	0	4	0	31
41	COATES, Alaina	c	3-10	0-0	0-2	1	3	4	1	6	0	1	0	0	22
05	SESSIONS, Khadijah	g	3-4	0-0	2-3	1	0	1	1	8	1	0	0	2	26
23	ROY, Tina	g	1-4	1-4	0-0	1	4	5	0	3	3	0	0	0	21
25	MITCHELL, Tiffany	g	3-9	0-2	7-8	0	1	1	0	13	1	1	0	0	32
00	COLLEY, Shay	g	3-3	0-0	0-0	0	2	2	4	6	2	1	0	0	13
01	CUEVAS, Bianca	g	8-12	2-5	2-2	1	3	4	1	20	6	2	0	3	26
24	IMOVBIQH, Sarah	g	3-5	0-0	0-5	3	2	5	2	6	0	0	0	0	15
31	DOZIER, Asia	g	0-1	0-1	0-0	0	0	0	0	0	0	0	0	0	3
40	WHITE, Jatarie	g	1-2	0-0	0-2	1	4	5	1	2	1	0	1	0	11
	Team					1	3	4							
	Totals		35-64	3-12	17-31	11	28	39	12	90	18	5	5	5	200

1st-FG %:	10-19	52.6%	2nd:	7-14	50.0%	3rd:	9-18	50.0%	4th:	9-13	69.2%	Game:	35-64	54.7%	Deadball
3FG %:	0-5	0.0%	0-0	0.0%	1-3	33.3%	2-4	50.0%	3-12	25.0%					Rebounds
FT %:	7-8	87.5%	4-12	33.3%	0-3	0.0%	6-8	75.0%	17-31	54.8%					6

CSU Bakersfield 71 • 1-4

#	Player	Total		3-Ptr		Rebounds			PF	TP	A	TO	Blk	Stl	Min
		FG-FGA	FT-FTA	FG-FGA	FT-FTA	Off	Def	Tot							
01	Shannon, Alyssa	*	3-7	1-1	4-4	0	0	0	4	11	5	2	0	0	35
10	Kleist, Keri	*	0-2	0-0	0-0	1	1	2	2	0	0	0	0	0	8
12	Gilbert, Alexus	*	3-7	0-0	1-1	0	1	1	2	7	1	2	0	0	23
15	Williams, Erika	*	3-9	1-3	3-4	0	5	5	5	10	4	1	0	1	33
21	Zempare, Bataba	*	7-11	1-1	4-4	2	6	8	3	19	1	1	0	1	34
00	Fears, Jerice	*	0-0	0-0	0-0	0	2	2	2	0	0	0	0	0	6
02	Sims, Brittany	*	3-5	1-1	1-2	0	1	1	4	8	0	0	0	0	15
04	Torres-Rodriguez, He	*	0-0	0-0	0-0	0	0	0	0	0	0	0	0	0	1
11	Walters, Addi	*	2-6	2-6	0-0	1	0	1	1	6	2	3	0	0	26
13	Vines, Dajj	*	4-9	2-6	0-0	1	4	5	4	10	3	1	0	0	17
23	Carter, Tylinn	*	0-2	0-0	0-0	0	2	2	0	0	0	1	0	0	2
	Team					1	2	3							
	Totals		25-58	8-18	13-15	6	24	30	27	71	16	11	0	2	200

1st-FG %:	5-16	31.3%	2nd:	8-15	53.3%	3rd:	7-16	43.8%	4th:	5-11	45.5%	Game:	25-58	43.1%	Deadball
3FG %:	2-4	50.0%	2-7	28.6%	2-3	66.7%	2-3	66.7%	2-4	50.0%	8-18	44.4%			Rebounds
FT %:	4-4	100.0%	5-5	100.0%	4-6	66.7%	2-2	100.0%	13-15	86.7%					1,2

Officials: Jen Zylstra, Victor Dunomes, Tim Tamashiro
 Technical fouls: South Carolina-None. CSU Bakersfield-None.
 Attendance: 2152

Score by periods	1st	2nd	3rd	4th	Total
South Carolina	27	18	19	26	90
CSU Bakersfield	14	23	20	14	71

Points	In	Off	2nd	Fast	Bench
SC	Paint	T/O	Chance	Break	
48	16	7	2	34	
20	7	7	0	24	

Last FG - SC 4th-00:02, CSUB 4th-03:03.
 Largest lead - SC by 19 4th-01:01, CSUB None.
 SC led for 39:49. CSUB led for 00:00. Game was tied for 00:11.
 Score tied - 0 times.
 Lead changed - 0 times.



Official Basketball Box Score - Game Totals - Final Statistics
South Carolina vs Hawaii
 11/29/15 5:00 pm HT at Stan Sheriff Center



South Carolina 67 • 7-0, 0-0 SEC

#	Player	Total		3-Ptr		Rebounds			PF	TP	A	TO	Blk	Stl	Min
		FG-FGA	FT-FTA	FG-FGA	FT-FTA	Off	Def	Tot							
22	WILSON, A'ja	f	8-15	0-0	2-2	2	3	5	18	0	1	2	0	27	
41	COATES, Alaina	c	1-3	0-0	1-2	0	1	1	4	3	0	2	3	0	20
05	SESSIONS, Khadijah	g	4-5	1-2	2-2	1	3	4	4	11	4	1	0	4	21
23	ROY, Tina	g	0-1	0-1	0-0	0	0	0	0	2	0	0	1	9	
25	MITCHELL, Tiffany	g	5-10	2-5	2-2	1	1	2	2	14	2	3	0	0	29
00	COLLEY, Shay	g	1-3	0-1	0-2	1	2	3	1	2	0	1	0	1	12
01	CUEVAS, Bianca	g	5-12	1-3	2-4	1	3	4	1	13	0	2	0	2	29
03	DUCKETT, Kaydra	g	0-0	0-0	0-0	0	0	0	0	0	0	0	0	0	1
24	IMOVBIQH, Sarah	g	1-2	0-0	1-1	1	3	4	0	3	0	1	0	0	13
31	DOZIER, Asia	g	0-2	0-2	3-4	0	0	0	1	3	3	1	0	1	25
40	WHITE, Jatarie	g	0-2	0-0	0-0	0	2	2	4	0	1	1	0	0	14
	Team					2	3	5	</						



Official Basketball Box Score - Game Totals - Final Statistics
Winthrop vs #2/2 South Carolina
 12/13/15 2 p.m. at Columbia, S.C./Colonial Life Arena



Winthrop 37 • 2-7

#	Player	Total		3-Ptr		Rebounds			PF	TP	A	TO	Blk	Stl	Min
		FG-FGA	FT-FTA	FG-FGA	FT-FTA	Off	Def	Tot							
14	WHITAKER, Arianne	f	3-13	0-0	1-4	5	3	8	3	7	0	1	4	3	38
44	MBAMALU, Ezinne	f	3-11	0-0	1-4	4	3	7	3	7	0	2	0	1	30
01	KILPATRICK, Aliyah	g	1-11	0-2	0-0	2	3	5	4	2	1	2	0	1	36
02	BANKS, Jimechea	g	2-5	0-3	0-1	1	0	1	2	4	4	5	0	1	27
33	WILLIAMS, Erica	g	4-18	1-3	1-4	1	3	4	2	10	3	2	0	2	37
05	JACKSON, Nuba	g	3-6	0-1	1-2	0	2	2	2	7	1	2	0	1	26
15	JACKSON, Naima	g	0-0	0-0	0-0	0	0	0	0	0	0	0	0	0	6
Team						4	1	5							
Totals			16-64	1-9	4-15	17	15	32	16	37	9	14	4	9	200

1st - FG %: 3-20 15.0% 2nd: 3-9 33.3% 3rd: 6-18 33.3% 4th: 4-17 23.5% Game: 16-64 25.0% Deadball Rebounds 6,1
 3FG %: 0-4 0.0% 0-1 0.0% 0-2 0.0% 1-2 50.0% 1-9 11.1% 4-15 26.7%
 FT %: 1-2 50.0% 0-0 0.0% 2-7 28.6% 1-6 16.7% 4-15 26.7%

#2/2 South Carolina 86 • 9-0

#	Player	Total		3-Ptr		Rebounds			PF	TP	A	TO	Blk	Stl	Min
		FG-FGA	FT-FTA	FG-FGA	FT-FTA	Off	Def	Tot							
24	IMOVBIQH, Sarah	f	3-3	0-0	1-1	1	3	4	0	7	1	1	1	0	22
41	COATES, Alaina	c	13-15	0-0	3-5	6	10	16	4	29	0	1	10	1	30
05	SESSIONS, Khadijah	g	2-3	0-1	0-0	0	1	1	2	4	6	1	0	1	15
23	ROY, Tina	g	1-6	1-6	0-0	0	0	0	0	3	3	0	0	0	11
25	MITCHELL, Tiffany	g	4-8	3-6	1-2	1	4	5	0	12	3	4	0	1	22
00	COLLEY, Shay	g	1-4	1-3	0-0	1	3	4	1	3	4	2	1	3	24
01	CUEVAS, Bianca	g	4-11	1-2	4-4	0	2	2	2	13	1	2	0	1	22
03	DUCKETT, Kaydra	g	1-4	0-1	0-0	0	2	2	1	2	3	0	0	1	15
31	DOZIER, Asia	g	3-4	3-4	0-0	0	2	2	0	9	3	2	0	1	18
40	WHITE, Jatarie	g	2-2	0-0	0-0	1	8	9	3	4	1	0	4	1	18
44	FARMER, India	g	0-2	0-1	0-0	1	0	1	0	0	0	0	0	0	3
Team						1	1	2							
Totals			34-62	9-24	9-12	12	36	48	13	86	25	13	16	10	200

1st - FG %: 10-14 71.4% 2nd: 8-14 57.1% 3rd: 7-18 38.9% 4th: 9-16 56.3% Game: 34-62 54.8% Deadball Rebounds 3
 3FG %: 4-7 57.1% 1-5 20.0% 3-9 33.3% 1-3 33.3% 9-24 37.5%
 FT %: 2-3 66.7% 3-4 75.0% 3-4 75.0% 0-1 0.0% 9-12 75.0%

Officials: Dee Kantner, Laura Morris, Chaney Muench
 Technical fouls: Winthrop-None. #2/2 South Carolina-None.
 Attendance: 13409

Score by periods	1st	2nd	3rd	4th	Total
Winthrop	7	6	14	10	37
#2/2 South Carolina	26	21	20	19	86

Points	In	Off	2nd	Fast	Bench
WU	Paint	T/O	Chance	Break	
SC	50	20	14	19	31

Last FG - WU 4th-00:47, SC 4th-00:56.
 Largest lead - WU None, SC by 52 4th-03:11.
 WU led for 00:00. SC led for 38:49. Game was tied for 01:11.

Score tied - 1 time.
 Lead changed - 0 times.



Official Basketball Box Score - Game Totals - Final Statistics
Hampton vs #2/2 South Carolina
 12/16/15 7 p.m. at Columbia, S.C./Colonial Life Arena



Hampton 48 • 1-8

#	Player	Total		3-Ptr		Rebounds			PF	TP	A	TO	Blk	Stl	Min
		FG-FGA	FT-FTA	FG-FGA	FT-FTA	Off	Def	Tot							
31	LUPOE, Kaylah	f	3-6	0-0	1-1	2	6	8	5	7	1	1	4	1	27
00	TATE-DEFREITAS, Malia	g	5-15	1-3	3-5	0	2	2	1	14	5	2	0	3	39
03	GILBEAUX, Georgianna	g	0-1	0-0	0-0	0	0	0	0	0	0	0	0	0	15
15	JORDAN, Ryan	g	4-12	1-3	0-0	1	3	4	5	9	1	3	1	2	24
33	GREEN, Chanel	g	1-7	1-2	0-0	0	0	0	3	3	3	3	0	3	39
01	JAMES, Dejanae	f	0-2	0-1	0-0	0	0	0	0	0	0	0	0	0	1
05	WILLIAMS, Natalie	g	0-0	0-0	0-0	0	0	0	0	0	0	0	0	0	1
10	WILLIS, K'lynn	g	0-2	0-2	0-0	0	0	0	1	0	0	0	0	0	8
13	BOYD, Shaleise	g	1-1	0-0	0-0	0	0	0	0	2	0	0	0	0	3
21	SAYLE, Mikayla	g	1-2	0-0	1-2	2	1	3	3	3	0	0	0	0	10
24	DAVIS, Aereana	g	2-5	0-3	0-0	0	0	0	3	4	0	0	0	0	7
30	ROSE, Kristine	g	2-8	2-7	0-0	1	0	0	4	6	2	0	1	1	26
Team						1	1	2							
Totals			19-61	5-21	5-8	6	13	19	25	48	12	9	6	10	200

1st - FG %: 4-12 33.3% 2nd: 4-15 26.7% 3rd: 8-20 40.0% 4th: 3-14 21.4% Game: 19-61 31.1% Deadball Rebounds 2,1
 3FG %: 1-3 33.3% 1-4 25.0% 2-6 33.3% 1-8 12.5% 5-21 23.8%
 FT %: 0-0 0.0% 0-0 0.0% 2-2 100.0% 3-6 50.0% 5-8 62.5%

#2/2 South Carolina 86 • 10-0

#	Player	Total		3-Ptr		Rebounds			PF	TP	A	TO	Blk	Stl	Min
		FG-FGA	FT-FTA	FG-FGA	FT-FTA	Off	Def	Tot							
24	IMOVBIQH, Sarah	f	6-8	0-0	7-9	5	2	7	1	19	0	0	0	0	22
31	DOZIER, Asia	f	2-6	0-2	2-2	1	1	2	0	6	5	1	0	2	24
41	COATES, Alaina	c	8-11	0-0	6-9	2	10	12	1	22	2	3	1	0	26
05	SESSIONS, Khadijah	g	2-3	1-1	0-0	4	2	6	2	5	2	3	0	0	17
25	MITCHELL, Tiffany	g	4-11	3-6	6-8	4	2	6	1	17	2	0	0	1	29
00	COLLEY, Shay	g	0-0	0-0	0-0	0	2	2	1	0	0	3	0	0	8
01	CUEVAS, Bianca	g	2-6	1-3	1-1	0	1	1	0	6	1	2	0	0	17
03	DUCKETT, Kaydra	g	1-2	1-2	0-0	1	1	2	3	3	2	0	0	0	12
23	ROY, Tina	g	0-3	0-2	0-0	0	3	3	0	3	0	1	0	0	24
40	WHITE, Jatarie	g	3-8	0-0	2-2	2	5	7	4	8	0	4	1	0	21
Team						3	3	6							
Totals			28-58	6-16	24-31	18	34	52	13	86	17	17	2	3	200

1st - FG %: 4-12 33.3% 2nd: 6-17 35.3% 3rd: 8-10 80.0% 4th: 10-15 66.7% Game: 28-58 48.3% Deadball Rebounds 5,3
 3FG %: 0-4 0.0% 1-4 25.0% 3-4 75.0% 2-4 50.0% 6-16 37.5%
 FT %: 6-7 85.7% 3-3 100.0% 10-16 62.5% 5-5 100.0% 24-31 77.4%

Officials: Mark Zentz, Mary Day, Metta Roberts
 Technical fouls: Hampton-ROSE, Kristine. #2/2 South Carolina-None.
 Attendance: 12117

Score by periods	1st	2nd	3rd	4th	Total
Hampton	9	9	20	10	48
#2/2 South Carolina	14	16	29	27	86

Points	In	Off	2nd	Fast	Bench
HU	Paint	T/O	Chance	Break	
SC	42	18	1	10	15

Last FG - HU 4th-05:19, SC 4th-00:26.
 Largest lead - HU None, SC by 38 4th-00:26.
 HU led for 00:00. SC led for 38:33. Game was tied for 01:27.

Score tied - 0 times.
 Lead changed - 0 times.



Official Basketball Box Score - Game Totals - Final Statistics
East Carolina vs #2/2 South Carolina
 12/20/15 1 p.m. at Myrtle Beach (SC) Convention Center



East Carolina 57 • 6-6

#	Player	Total		3-Ptr		Rebounds			PF	TP	A	TO	Blk	Stl	Min
		FG-FGA	FT-FTA	FG-FGA	FT-FTA	Off	Def	Tot							
23	PAYNE, Jada	f	3-11	2-6	6-6	3	3	6	1	14	0	2	1	1	39
24	TAYLOR, I'Tiana	f	8-18	0-0	0-1	4	3	7	3	16	1	1	1	1	24
55	LARAMIE, Marina	c	4-14	3-7	2-2	3	7	10	4	13	0	4	0	0	36
02	TOURE, Khadijah	g	1-9	0-4	2-2	0	3	3	4	3	3	0	0	0	26
04	GRAY, DeV Vaughn	g	0-3	0-3	0-0	0	1	1	2	0	0	0	0	0	14
01	FRAZIER, Alex	g	1-2	0-0	1-1	1	1	2	4	3	2	3	0	0	19
03	WOMBLE, Manesha	g	0-0	0-0	0-0	0	0	0	0	0	0	0	0	0	1
13	CSUTORAS, Fanni	g	2-8	1-3	0-0	0	1	1	4	5	1	0	0	0	28
40	HOLSTON, Gabrielle	g	0-4	0-0	2-2	0	2	2	5	2	0	0	1	1	13
Team						1	4	5							
Totals			19-69	6-23	13-14	12	25	37	26	57	7	13	3	3	200

1st - FG %: 5-16 31.3% 2nd: 3-15 20.0% 3rd: 9-21 42.9% 4th: 2-17 11.8% Game: 19-69 27.5% Deadball Rebounds 0
 3FG %: 1-7 14.3% 2-5 40.0% 2-6 33.3% 6-23 26.1% 1-5 20.0% 13-14 92.9%
 FT %: 4-4 100.0% 2-3 66.7% 4-4 100.0%

#2/2 South Carolina 88 • 11-0

#	Player	Total		3-Ptr		Rebounds			PF	TP	A	TO	Blk	Stl	Min



Official Basketball Box Score - Game Totals - Final Statistics
Arkansas vs #2/2 South Carolina
 01/03/16 3 p.m. at Columbia, S.C./Colonial Life Arena



Arkansas 32 • 5-9 (0-1 SEC)

#	Player	Total		3-Ptr		Rebounds			PF	TP	A	TO	Blk	Stl	Min
		FG	FGA	FG	FGA	FT	FTA	Off							
00	JACKSON, Jessica	f	4-12	0-3	1-2	1	3	4	3	9	1	2	0	1	29
05	COOLEY, Alecia	c	0-4	0-0	2-2	2	4	6	3	2	1	4	1	0	29
03	MONK, Malica	g	1-6	0-0	0-0	0	0	0	3	2	0	1	0	0	27
21	COSPER, Devin	g	1-4	0-3	0-0	0	1	1	0	2	4	2	0	1	21
33	WOLFF, Melissa	g	4-10	0-0	1-2	2	5	7	4	9	1	1	0	2	33
04	SWENSON, Keiryn	g	2-5	0-1	0-0	0	2	2	0	4	0	0	0	0	18
12	FREEMAN, Briunna	g	0-3	0-0	0-2	1	0	1	1	0	1	2	0	0	12
15	BROOKS, Kelsey	g	0-3	0-2	0-0	0	0	0	1	0	0	1	0	0	7
22	ZIMMERMAN, Bailey	g	0-1	0-1	0-0	0	1	1	0	0	0	0	0	1	5
24	DANBERRY, Jordan	g	1-5	1-2	1-2	1	0	1	1	4	1	4	0	0	14
32	WEST, Khadijah	g	0-1	0-0	0-0	0	0	0	1	0	0	0	0	0	5
	Team					2	1	3			1				
	Totals		13-54	1-12	5-10	9	17	26	17	32	9	18	1	5	200

1st-FG %: 4-15 26.7% 2nd: 4-12 33.3% 3rd: 2-14 14.3% 4th: 3-13 23.1% Game: 13-54 24.1% Deadball Rebounds: 2,1
 3FG %: 0-3 0.0% 1-4 25.0% 0-2 0.0% 0-3 0.0% 1-12 8.3%
 FT %: 1-2 50.0% 0-0 0.0% 3-4 75.0% 1-4 25.0% 5-10 50.0%

#2/2 South Carolina 85 • 13-0 (1-0 SEC)

#	Player	Total		3-Ptr		Rebounds			PF	TP	A	TO	Blk	Stl	Min
		FG	FGA	FG	FGA	FT	FTA	Off							
22	WILSON, A'ja	f	7-12	0-0	0-1	4	6	10	2	14	1	2	0	0	25
41	COATES, Alaina	c	4-5	0-0	3-3	0	10	10	3	11	2	0	1	1	26
05	SESSIONS, Khadijah	g	3-4	1-1	0-0	1	2	3	0	7	4	1	1	3	25
23	ROY, Tina	g	7-13	7-12	0-0	0	1	1	0	21	3	0	0	1	29
25	MITCHELL, Tiffany	g	4-9	2-5	2-3	0	3	3	0	12	4	3	0	2	26
01	CUEVAS, Bianca	g	4-8	1-5	1-2	1	1	2	1	10	3	3	0	3	24
03	DUCKETT, Kaydra	g	0-0	0-0	0-0	0	2	2	0	0	2	0	1	7	
24	IMOVBIQH, Sarah	g	4-7	0-0	1-2	4	3	7	2	9	0	3	0	0	17
40	WHITE, Jatarie	g	0-5	0-0	1-2	2	3	5	1	1	1	1	0	0	18
44	FARMER, India	g	0-0	0-0	0-0	0	1	1	0	0	0	0	0	0	3
	Team					3	1	4							
	Totals		33-63	11-23	8-13	15	33	48	11	85	18	15	2	11	200

1st-FG %: 4-18 22.2% 2nd: 14-19 73.7% 3rd: 11-18 61.1% 4th: 4-8 50.0% Game: 33-63 52.4% Deadball Rebounds: 2,2
 3FG %: 0-4 0.0% 5-7 71.4% 6-11 54.5% 0-1 0.0% 11-23 47.8%
 FT %: 1-2 50.0% 2-2 100.0% 1-3 33.3% 4-6 66.7% 8-13 61.5%

Officials: Sue Blauch, Eric Brewton, Troy Winders
 Technical fouls: Arkansas-None. #2/2 South Carolina-None.
 Attendance: 13407

Score by periods	1st	2nd	3rd	4th	Total
Arkansas	9	9	7	7	32
#2/2 South Carolina	9	35	29	12	85

Points	In	Off	2nd	Fast	Bench
AR	Paint	T/O	Chance	Break	
Arkansas	10	8	5	2	8
SC	44	28	20	16	20

Last FG - AR 4th-04:33, SC 4th-03:53.
 Largest lead - AR by 2 1st-08:53, SC by 53 4th-00:38.
 AR led for 02:05. SC led for 31:19. Game was tied for 06:36.
 Score tied - 5 times.
 Lead changed - 3 times.



Official Basketball Box Score - Game Totals - Final Statistics
#2/2 South Carolina vs Vanderbilt
 01/07/16 8 p.m. at Nashville, Tenn. (Memorial Gym)



#2/2 South Carolina 71 • 14-0, 2-0

#	Player	Total		3-Ptr		Rebounds			PF	TP	A	TO	Blk	Stl	Min
		FG	FGA	FG	FGA	FT	FTA	Off							
22	WILSON, A'ja	f	1-3	0-0	2-4	0	6	6	4	4	2	1	0	0	24
31	DOZIER, Asia	f	1-5	1-4	0-0	0	1	1	2	3	4	2	0	0	23
41	COATES, Alaina	c	5-6	0-0	1-4	3	7	10	2	11	1	1	0	0	29
05	SESSIONS, Khadijah	g	3-5	2-3	2-3	3	1	4	1	10	0	0	0	3	30
25	MITCHELL, Tiffany	g	8-15	3-6	3-6	1	1	2	3	22	5	2	0	2	34
01	CUEVAS, Bianca	g	2-6	0-3	0-0	0	1	1	2	4	2	2	0	1	12
04	CLINEY, Donyiah	g	1-2	0-0	0-0	0	0	0	2	2	0	0	0	0	5
23	ROY, Tina	g	4-8	4-6	1-2	0	1	1	0	13	1	2	0	1	20
24	IMOVBIQH, Sarah	g	0-0	0-0	0-0	0	2	2	1	0	0	1	0	0	5
40	WHITE, Jatarie	g	0-0	0-0	2-4	0	2	2	1	2	0	0	0	0	18
	Team					1	0	1							
	Totals		25-50	10-22	11-23	8	22	30	18	71	15	11	0	7	200

1st-FG %: 6-13 46.2% 2nd: 5-12 41.7% 3rd: 7-14 50.0% 4th: 7-11 63.6% Game: 25-50 50.0% Deadball Rebounds: 9,1
 3FG %: 1-6 16.7% 2-6 33.3% 3-5 60.0% 4-5 80.0%
 FT %: 2-6 33.3% 4-5 80.0% 1-2 50.0% 4-10 40.0%

Vanderbilt 61 • 11-4, 0-2

#	Player	Total		3-Ptr		Rebounds			PF	TP	A	TO	Blk	Stl	Min
		FG	FGA	FG	FGA	FT	FTA	Off							
44	Rayte'a Long	f	1-1	0-0	0-0	3	1	4	2	2	0	1	0	0	11
01	Rebekah Dahlman	g	5-10	2-7	2-2	2	4	6	3	14	3	1	0	2	33
03	Rachel Bell	g	3-12	0-4	3-4	1	1	2	0	9	1	1	0	0	28
23	Minta Spears	g	1-9	0-5	2-2	0	2	2	4	4	4	3	0	0	39
33	Christa Reed	g	2-6	2-4	0-0	0	3	3	2	6	0	4	0	1	29
15	Jasmine Jenkins	g	2-3	0-0	0-0	1	2	3	1	4	2	2	0	2	11
22	Marqu'es Webb	g	3-5	0-0	1-1	0	3	3	5	7	0	1	0	0	17
25	Morgan Batey	g	2-3	0-0	2-2	0	2	2	1	6	2	0	0	0	20
35	Kendall Shaw	g	3-4	0-0	3-4	1	1	2	1	9	0	0	1	0	12
	Team					1	1	2							
	Totals		22-53	4-20	13-15	9	20	29	19	61	12	13	1	5	200

1st-FG %: 2-7 28.6% 2nd: 8-13 61.5% 3rd: 6-16 37.5% 4th: 6-17 35.3% Game: 22-53 41.5% Deadball Rebounds: 1
 3FG %: 1-4 25.0% 1-4 25.0% 1-5 20.0% 1-7 14.3%
 FT %: 5-6 83.3% 4-4 100.0% 2-2 100.0% 2-3 66.7%

Officials: Beverly Roberts, Jesse Dickerson, Douglas Knight
 Technical fouls: #2/2 South Carolina-None. Vanderbilt-None.
 Attendance: 2547

Score by periods	1st	2nd	3rd	4th	Total
#2/2 South Carolina	15	16	18	22	71
Vanderbilt	10	21	15	15	61

Points	In	Off	2nd	Fast	Bench
SC	Paint	T/O	Chance	Break	
South Carolina	30	12	6	10	21
VANDY	30	12	9	6	26

Last FG - SC 4th-00:55, VANDY 4th-02:22.
 Largest lead - SC by 10 4th-00:24, VANDY by 6 3rd-07:31.
 SC led for 25:49. VANDY led for 09:56. Game was tied for 04:08.
 Score tied - 8 times.
 Lead changed - 18 times.



Official Basketball Box Score - Game Totals - Final Statistics
#20/- Missouri vs #2/2 South Carolina
 01/10/16 12 p.m. at Columbia, S.C./Colonial Life Arena



#20/- Missouri 58 • 14-2 (1-2 SEC)

#	Player	Total		3-Ptr		Rebounds			PF	TP	A	TO	Blk	Stl	Min
		FG	FGA	FG	FGA	FT	FTA	Off							
21	PORTER, Cierra	f	2-7	0-1	6-8	3	4	7	3	10	1	3	0	1	28
22	FRERICKS, Jordan	f	1-4	0-0	7-8	2	2	4	5	9	0	3	0	1	20
11	CUNNINGHAM, Sophie	g	4-13	1-5	0-0	0	2	2	5	9	0	1	0	1	24
03	DUNNINGHAM, Lindsey	g	1-3	1-1	0-0	0	2	2	2	3	1	4	0	0	23
24	MICHAELIS, Sierra	g	3-11	1-5	0-0	1	2	3	4	7	2	1	0	1	19
01	DOTY, Lianna	g	0-0	0-0	2-2	1	2	3	2	2	1	3	0	1	9
02	STOCK, Morgan	g	0-4	0-3	2-2	0	3	3	1	2	2	1	1	0	18
04	PORTER, Bri	g	0-1	0-1	0-0	0	1	1	1	0	0	0	0	0	3
10	STOCK, Maddie	g	2-3	1-2	0-0	0	0	0	3	5	0	0	0	0	14
12	HUDYN, Michelle	g	0-2	0-0	0-0	0	0	0	2	0	1	2	1	0	7
15	SHEPARD, Carrie	g	0-0	0-0	0-0	1	0	1	0	0	0	0	0	0	3
20	McDOWELL, Kayla	g	3-5	0-1	1-1	0	4	4	0	7	0	1	0	0	14
23	ROBINSON, Juanita	g	2-5	0-2	0-0	1	1	2	4	4	3	1	0	1	18
	Team					2	3	5							
	Totals		18-58	4											



2015-16 South Carolina Basketball
#2/2 South Carolina Season Schedule/Results & Leaders (as of Jan 14, 2016)
All games



RECORD:	OVERALL	HOME	AWAY	NEUTRAL
ALL GAMES	16-0	8-0	5-0	3-0
CONFERENCE	4-0	2-0	2-0	0-0
NON-CONFERENCE	12-0	6-0	3-0	3-0

Date	Opponent	Score	Att. High Points	High Rebounds
11/13/15	#6/10 OHIO STATE	w 88-80	16815 (20)WILSON, A'ja	(14)WILSON, A'ja
11/15/15	UNCG	w 92-44	13607 (19)WILSON, A'ja	(11)IMOVBIQH, Sarah
11/18/15	at Clemson	w 67-41	1030 (18)MITCHELL, Tiffany	(6)COATES, Alaina (6)IMOVBIQH, Sarah (6)WHITE, Jatarie
11/22/15	at UCLA	w 68-65	2018 (17)ROY, Tina (17)MITCHELL, Tiffany	(12)COATES, Alaina
11/27/15	@vs #16/18 Arizona State	w 60-58	2020 (18)CUEVAS, Bianca (18)WILSON, A'ja	(11)WILSON, A'ja
11/28/15	@vs CSU Bakersfield	w 90-71	2152 (26)WILSON, A'ja	(8)WILSON, A'ja
11/29/15	@at Hawaii	w 67-51	2073 (18)WILSON, A'ja	(5)WILSON, A'ja
12/06/15	#14/13 DUKE	w 66-55	16429 (28)WILSON, A'ja	(11)WILSON, A'ja
12/13/15	WINTHROP	w 86-37	13409 (29)COATES, Alaina	(16)COATES, Alaina
12/16/15	HAMPTON	w 86-48	12117 (22)COATES, Alaina	(12)COATES, Alaina
12/20/15	<vs East Carolina	w 88-57	(18)MITCHELL, Tiffany	(15)COATES, Alaina
12/22/15	ELON	w 78-63	13670 (18)MITCHELL, Tiffany	(8)WILSON, A'ja (8)COATES, Alaina
01/03/16	*ARKANSAS	w 85-32	13407 (21)ROY, Tina	(10)WILSON, A'ja (10)COATES, Alaina
01/07/16	*at Vanderbilt	w 71-61	2547 (22)MITCHELL, Tiffany	(10)COATES, Alaina
01/10/16	*#20/- MISSOURI	w 83-58	15934 (19)MITCHELL, Tiffany	(12)COATES, Alaina
01/14/16	*at #9/9 Kentucky	w 73-62	5527 (26)WILSON, A'ja	(13)WILSON, A'ja

* = Conference game
 @ = Rainbow Wahine Showdown (Honolulu, Hawaii)
 < = Carolinas Challenge (Myrtle Beach, S.C.)

Attendance Summary	Games	Attend	Avg/Game
Home	8	115388	14424
Away	5	13195	2639
Neutral	3	4172	1391
Total	16	132755	8297



2015-16 South Carolina Basketball
#2/2 South Carolina Points-Rebounds-Assists (as of Jan 14, 2016)
All games



Opponent	Date	Score	00		01		03		04		05		22		23	
			COLLEY,SHA	CUEVAS,BIA	DUCKETT,KA	CLINEY,DON	SESSIONS,K	WILSON,A'J	ROY,TINA							
#6/10 OHIO STATE	11/13/15	88-80	w	0-0-0	5-0-1	0-0-0	DNP	12-3-3	20-14-0	3-1-1						
UNCG	11/15/15	92-44	w	7-2-1	11-2-1	0-1-0	DNP	2-1-4	19-10-1	9-0-6						
at Clemson	11/18/15	67-41	w	5-3-2	4-1-2	DNP	DNP	0-2-5	7-5-0	3-1-1						
at UCLA	11/22/15	68-65	w	2-2-0	7-2-2	DNP	DNP	0-5-1	11-10-3	17-3-4						
vs #16/18 Arizona State	11/27/15	60-58	w	0-1-0	18-2-0	DNP	DNP	6-3-0	18-11-1	3-2-3						
vs CSU Bakersfield	11/28/15	90-71	w	6-2-2	20-4-6	DNP	DNP	8-1-1	26-8-4	3-5-3						
at Hawaii	11/29/15	67-51	w	2-3-0	13-4-0	0-0-0	DNP	11-4-4	18-5-0	0-0-2						
#14/13 DUKE	12/06/15	66-55	w	DNP	2-4-2	DNP	DNP	5-5-1	28-11-2	3-1-2						
WINTHROP	12/13/15	86-37	w	3-4-4	13-2-1	2-2-3	DNP	4-1-6	DNP	3-0-3						
HAMPTON	12/16/15	86-48	w	0-2-0	6-1-1	3-2-2	DNP	5-4-2	DNP	0-3-3						
vs East Carolina	12/20/15	88-57	w	3-1-4	4-1-1	2-0-0	DNP	5-2-3	15-10-0	3-3-0						
ELON	12/22/15	78-63	w	2-0-0	2-1-2	2-1-0	DNP	6-2-4	12-8-2	9-0-1						
ARKANSAS	01/03/16	85-32	w	DNP	10-2-3	0-2-0	DNP	7-3-4	14-10-1	21-1-3						
at Vanderbilt	01/07/16	71-61	w	DNP	4-1-2	DNP	2-0-0	10-4-0	4-6-2	13-1-1						
#20/- MISSOURI	01/10/16	83-58	w	DNP	6-0-1	DNP	5-1-0	9-0-1	11-11-1	3-2-2						
at #9/9 Kentucky	01/14/16	73-62	w	DNP	2-0-1	DNP	0-0-0	8-1-3	26-13-2	12-3-4						

Opponent	Date	Score	24		25		31		40		41		44	
			IMOVBIOH,S	MITCHELL,T	DOZIER,ASI	WHITE,JATA	COATES,ALA	FARMER,IND						
#6/10 OHIO STATE	11/13/15	88-80	w	8-10-0	15-3-3	4-0-1	4-3-2	17-13-0	DNP					
UNCG	11/15/15	92-44	w	14-11-0	10-2-5	3-2-6	5-3-1	12-7-0	0-1-0					
at Clemson	11/18/15	67-41	w	9-6-0	18-5-0	8-1-0	3-6-2	10-6-1	DNP					
at UCLA	11/22/15	68-65	w	0-4-0	17-5-2	0-0-0	2-2-0	12-12-0	DNP					
vs #16/18 Arizona State	11/27/15	60-58	w	1-8-0	6-1-1	2-1-0	0-2-0	6-7-1	DNP					
vs CSU Bakersfield	11/28/15	90-71	w	6-5-0	13-1-1	0-0-0	2-5-1	6-4-0	DNP					
at Hawaii	11/29/15	67-51	w	3-4-0	14-2-2	3-0-3	0-2-1	3-1-0	DNP					
#14/13 DUKE	12/06/15	66-55	w	0-0-0	12-4-2	0-2-3	0-5-1	16-7-0	DNP					
WINTHROP	12/13/15	86-37	w	7-4-1	12-5-3	9-2-3	4-9-1	29-16-0	0-1-0					
HAMPTON	12/16/15	86-48	w	19-7-0	17-6-2	6-2-5	8-7-0	22-12-2	DNP					
vs East Carolina	12/20/15	88-57	w	4-12-2	18-1-3	10-1-0	14-4-0	10-15-0	0-1-0					
ELON	12/22/15	78-63	w	2-3-0	18-4-2	7-1-3	2-2-0	16-8-0	DNP					
ARKANSAS	01/03/16	85-32	w	9-7-0	12-3-4	DNP	1-5-1	11-10-2	0-1-0					
at Vanderbilt	01/07/16	71-61	w	0-2-0	22-2-5	3-1-4	2-2-0	11-10-1	DNP					
#20/- MISSOURI	01/10/16	83-58	w	4-2-2	19-2-2	2-3-1	11-4-0	13-12-0	DNP					
at #9/9 Kentucky	01/14/16	73-62	w	0-5-0	16-2-2	0-1-0	0-5-0	9-11-1	DNP					



2015-16 South Carolina Basketball
#2/2 South Carolina Team Game-by-Game Comparison (as of Jan 14, 2016)
All games



Opponent	1st	2nd	Score	Mar	Total FG	FG Pct	3-Pointers	3FG Pct	Free Throws	FT Pct	Rebounds	Assist	T/Over	Block	Steal	Fouls
#6/10 OHIO STATE	45/47	43/33	88-80	+8	31-69/26-80	.449/.325	3-11/10-23	.273/.435	23-35/18-20	.657/.900	51/42	11/3	20/18	6/10	9/13	20/29
UNCG	53/25	39/19	92-44	+48	35-67/16-62	.522/.258	8-24/3-13	.333/.231	14-23/9-14	.609/.643	47/36	25/4	10/21	10/2	15/6	15/21
Clemson	31/20	36/21	67-41	+26	23-63/14-43	.366/.326	7-25/3-7	.280/.429	14-28/10-14	.500/.714	41/36	13/12	5/19	6/0	12/0	15/24
UCLA	32/31	36/34	68-65	+3	24-55/23-64	.436/.359	6-19/4-18	.316/.222	14-16/15-25	.875/.600	45/31	12/10	2/19	4/3	6/13	19/21
#16/18 Arizona State	30/33	30/25	60-58	+2	24-58/21-61	.414/.344	1-11/8-20	.091/.400	11-16/8-14	.688/.571	42/39	6/10	2/1/9	3/1	10/11	16/15
CSU Bakersfield	45/37	45/34	90-71	+19	35-64/25-58	.547/.431	3-12/8-18	.250/.444	17-31/13-15	.548/.867	39/30	18/16	5/11	5/0	5/2	12/27
Hawaii	29/22	38/29	67-51	+16	25-55/19-50	.455/.380	4-14/5-18	.286/.278	13-19/8-18	.684/.444	30/33	12/11	14/20	5/3	9/3	22/20
#14/13 DUKE	30/26	36/29	66-55	+11	24-57/21-59	.421/.356	2-10/3-10	.200/.300	16-28/10-13	.571/.769	43/36	13/9	14/15	5/6	8/8	16/21
WINTHROP	47/13	39/24	86-37	+49	34-62/16-64	.548/.250	9-24/4-9	.375/.111	9-12/4-15	.750/.267	48/32	25/9	13/14	16/4	10/9	13/16
HAMPTON	30/18	56/30	86-48	+38	28-58/19-61	.483/.311	6-16/5-21	.375/.238	24-31/5-8	.774/.625	52/19	17/12	17/9	2/6	3/10	13/25
East Carolina	44/26	44/31	88-57	+31	31-66/19-69	.470/.275	5-18/6-23	.278/.261	21-28/13-14	.750/.929	54/37	13/7	11/13	4/3	7/3	14/26
ELON	35/31	43/32	78-63	+15	30-63/23-52	.476/.442	8-19/4-13	.421/.308	10-14/13-19	.714/.684	48/26	14/14	14/17	6/1	6/7	17/17
ARKANSAS	44/18	41/14	85-32	+53	33-63/13-54	.524/.241	11-23/1-12	.478/.083	8-13/5-10	.615/.500	48/26	18/9	15/18	2/1	11/5	11/17
Vanderbilt	31/31	40/30	71-61	+10	25-50/22-53	.500/.415	10-22/4-20	.455/.200	11-23/13-15	.478/.867	30/29	15/12	11/13	0/1	7/5	18/19
#20- MISSOURI	35/17	48/41	83-58	+25	24-57/18-58	.421/.310	3-14/4-21	.214/.190	32-43/18-21	.744/.857	39/37	10/11	13/20	7/2	14/6	22/34
#9/9 Kentucky	28/32	45/30	73-62	+11	26-63/24-64	.413/.375	6-17/3-9	.353/.333	15-25/11-18	.600/.611	44/43	13/7	11/13	10/2	3/3	16/22

Note: Game totals are displayed in the format TEAM/OPPONENT for each category



2015-16 South Carolina Basketball
#2/2 South Carolina Combined Team Statistics (as of Jan 14, 2016)
vs. Ranked



RECORD:	OVERALL	HOME	AWAY	NEUTRAL
ALL GAMES	5-0	3-0	1-0	1-0
CONFERENCE	2-0	1-0	1-0	0-0
NON-CONFERENCE	3-0	2-0	0-0	1-0

##	Player	gp-gs	min	avg	Total		3-Point		F-Throw		Rebounds				pf	dq	a	to	blk	stl	pts	avg
					fg-fga	fg%	3fg-fga	3fg%	ft-fga	ft%	off	def	tot	avg								
22	WILSON, A'ja	5-5	140	28.0	40-74	.541	0-0	.000	23-31	.742	21	39	60	12.0	9	0	6	11	20	6	103	20.6
25	MITCHELL, Tiffany	5-5	165	33.0	21-57	.368	5-22	.227	21-24	.875	4	8	12	2.4	14	0	10	17	2	10	68	13.6
41	COATES, Alaina	5-4	123	24.6	22-31	.710	0-0	.000	17-31	.548	14	36	50	10.0	11	0	2	8	5	4	61	12.2
05	SESSIONS, Khadijah	5-5	155	31.0	12-30	.400	2-6	.333	14-23	.609	6	6	12	2.4	12	0	8	7	0	11	40	8.0
01	CUEVAS, Bianca	5-0	71	14.2	11-35	.314	0-6	.000	11-17	.647	0	6	6	1.2	5	0	5	7	0	7	33	6.6
23	ROY, Tina	5-3	112	22.4	8-32	.250	8-25	.320	0-3	.000	1	8	9	1.8	4	0	12	8	1	2	24	4.8
40	WHITE, Jatarie	5-0	71	14.2	4-14	.286	0-1	.000	7-9	.778	8	11	19	3.8	10	0	3	6	1	2	15	3.0
24	IMOVBIQH, Sarah	5-1	65	13.0	6-10	.600	0-0	.000	1-6	.167	8	17	25	5.0	11	0	2	6	2	0	13	2.6
04	CLINEY, Doniyah	2-0	19	9.5	2-7	.286	0-0	.000	1-1	1.000	1	0	1	0.5	4	0	0	0	0	1	5	2.5
31	DOZIER, Asia	5-2	60	12.0	3-11	.273	0-2	.000	2-2	1.000	1	6	7	1.4	5	0	5	6	0	1	8	1.6
03	DUCKETT, Kaydra	1-0	3	3.0	0-1	.000	0-0	.000	0-0	.000	0	0	0	0.0	1	0	0	0	0	0	0	0.0
00	COLLEY, Shay	2-0	16	8.0	0-2	.000	0-1	.000	0-0	.000	0	1	1	0.5	4	0	0	2	0	0	0	0.0
Team											8	9	17				1					
Total.....		5	1000		129-304	.424	15-63	.238	97-147	.660	72	147	219	43.8	90	0	53	79	31	44	370	74.0
Opponents.....		5	1000		110-322	.342	28-83	.337	65-86	.756	75	122	197	39.4	121	6	40	85	21	41	313	62.6

TEAM STATISTICS	SC	OPP
SCORING	370	313
Points per game	74.0	62.6
Scoring margin	+11.4	-
FIELD GOALS-ATT	129-304	110-322
Field goal pct	.424	.342
3 POINT FG-ATT	15-63	28-83
3-point FG pct	.238	.337
3-pt FG made per game	3.0	5.6
FREE THROWS-ATT	97-147	65-86
Free throw pct	.660	.756
F-Throws made per game	19.4	13.0
REBOUNDS	219	197
Rebounds per game	43.8	39.4
Rebounding margin	+4.4	-
ASSISTS	53	40
Assists per game	10.6	8.0
TURNOVERS	79	85
Turnovers per game	15.8	17.0
Turnover margin	+1.2	-
Assist/turnover ratio	0.7	0.5
STEALS	44	41
Steals per game	8.8	8.2
BLOCKS	31	21
Blocks per game	6.2	4.2
ATTENDANCE	49178	7547
Home games-Avg/Game	3-16393	1-5527
Neutral site-Avg/Game	-	1-2020

Date	Opponent		Score	Att.
11/13/15	#6/10 OHIO STATE	w	88-80	16815
@ 11/27/15	vs #16/18 Arizona State	w	60-58	2020
12/06/15	#14/13 DUKE	w	66-55	16429
* 01/10/16	#20/- MISSOURI	w	83-58	15934
* 01/14/16	at #9/9 Kentucky	w	73-62	5527

* = Conference game
 @ = Rainbow Wahine Showdown (Honolulu, Hawaii)
 < = Carolinas Challenge (Myrtle Beach, S.C.)

Score by Periods	1st	2nd	3rd	4th	Totals
#2/2 South Carolina	83	85	94	108	370
Opponents	78	77	75	83	313



2015-16 South Carolina Basketball
#2/2 South Carolina Combined Team Statistics (as of Jan 14, 2016)
Conference games



RECORD:	OVERALL	HOME	AWAY	NEUTRAL
ALL GAMES	4-0	2-0	2-0	0-0
CONFERENCE	4-0	2-0	2-0	0-0
NON-CONFERENCE	0-0	0-0	0-0	0-0

##	Player	gp-gs	min	avg	Total		3-Point		F-Throw		Rebounds				pf	dq	a	to	blk	stl	pts	avg		
					fg-fga	fg%	3fg-fga	3fg%	ft-fa	ft%	off	def	tot	avg										
25	MITCHELL, Tiffany	4-4	122	30.5	22-49	.449	7-21	.333	18-23	.783	2	7	9	2.3	8	0	13	9	0	8	69	17.3		
22	WILSON, A'ja	4-4	108	27.0	22-41	.537	0-0	.000	11-20	.550	12	28	40	10.0	10	0	6	5	14	3	55	13.8		
23	ROY, Tina	4-1	100	25.0	16-37	.432	16-32	.500	1-5	.200	1	6	7	1.8	1	0	10	6	0	3	49	12.3		
41	COATES, Alaina	4-4	102	25.5	15-18	.833	0-0	.000	14-23	.609	8	35	43	10.8	10	0	4	3	1	2	44	11.0		
05	SESSIONS, Khadijah	4-4	107	26.8	11-20	.550	5-7	.714	7-10	.700	5	3	8	2.0	7	0	8	3	1	7	34	8.5		
01	CUEVAS, Bianca	4-0	68	17.0	8-27	.296	1-10	.100	5-6	.833	1	2	3	0.8	4	0	7	8	0	9	22	5.5		
40	WHITE, Jatarie	4-0	61	15.3	3-11	.273	0-1	.000	8-12	.667	7	9	16	4.0	7	0	1	4	1	1	14	3.5		
24	IMOVBIQH, Sarah	4-0	52	13.0	6-11	.545	0-0	.000	1-4	.250	6	10	16	4.0	8	0	2	6	2	0	13	3.3		
04	CLINEY, Doniyah	3-0	24	8.0	3-9	.333	0-0	.000	1-1	1.000	1	0	1	0.3	6	0	0	0	0	1	7	2.3		
31	DOZIER, Asia	3-3	46	15.3	2-10	.200	1-5	.200	0-0	.000	1	4	5	1.7	4	0	5	4	0	0	5	1.7		
03	DUCKETT, Kaydra	1-0	7	7.0	0-0	.000	0-0	.000	0-0	.000	0	2	2	2.0	2	0	0	2	0	1	0	0.0		
44	FARMER, India	1-0	3	3.0	0-0	.000	0-0	.000	0-0	.000	0	1	1	1.0	0	0	0	0	0	0	0	0.0		
Team											5	5	10											
Total.....		4	800		108-233	.464	30-76	.395	66-104	.635	49	112	161	40.2	67	0	56	50	19	35	312	78.0		
Opponents.....		4	800		77-229	.336	12-62	.194	47-64	.734	45	90	135	33.8	92	5	39	64	6	19	213	53.2		

TEAM STATISTICS	SC	OPP	Date	Opponent	Score	Att.
SCORING	312	213	* 01/03/16	ARKANSAS	w 85-32	13407
Points per game	78.0	53.2	* 01/07/16	at Vanderbilt	w 71-61	2547
Scoring margin	+24.8	-	* 01/10/16	#20/- MISSOURI	w 83-58	15934
FIELD GOALS-ATT	108-233	77-229	* 01/14/16	at #9/9 Kentucky	w 73-62	5527
Field goal pct	.464	.336	* = Conference game			
3 POINT FG-ATT	30-76	12-62	@ = Rainbow Wahine Showdown (Honolulu, Hawaii)			
3-point FG pct	.395	.194	< = Carolinas Challenge (Myrtle Beach, S.C.)			
3-pt FG made per game	7.5	3.0				
FREE THROWS-ATT	66-104	47-64				
Free throw pct	.635	.734				
F-Throws made per game	16.5	11.8				
REBOUNDS	161	135				
Rebounds per game	40.2	33.8				
Rebounding margin	+6.5	-				
ASSISTS	56	39				
Assists per game	14.0	9.8				
TURNOVERS	50	64				
Turnovers per game	12.5	16.0				
Turnover margin	+3.5	-				
Assist/turnover ratio	1.1	0.6				
STEALS	35	19				
Steals per game	8.8	4.8				
BLOCKS	19	6				
Blocks per game	4.8	1.5				
ATTENDANCE	29341	8074				
Home games-Avg/Game	2-14670	2-4037				
Neutral site-Avg/Game	-	0-0				

Score by Periods	1st	2nd	3rd	4th	Totals
#2/2 South Carolina	49	89	91	83	312
Opponents	40	58	57	58	213



2015-16 South Carolina Basketball
#2/2 South Carolina Combined Team Statistics (as of Jan 14, 2016)
All games



RECORD:	OVERALL	HOME	AWAY	NEUTRAL
ALL GAMES	16-0	8-0	5-0	3-0
CONFERENCE	4-0	2-0	2-0	0-0
NON-CONFERENCE	12-0	6-0	3-0	3-0

##	Player	gp-gs	min	avg	Total		3-Point		F-Throw		Rebounds			pf	dq	a	to	blk	stl	pts	avg			
					fg-fga	fg%	3fg-fga	3fg%	ft-fga	ft%	off	def	tot											
22	WILSON, A'ja	14-14	362	25.9	94-173	.543	0-0	.000	41-64	.641	43	89	132	9.4	33	1	19	22	44	11	229	16.4		
25	MITCHELL, Tiffany	16-16	477	29.8	75-178	.421	29-80	.363	60-74	.811	18	30	48	3.0	28	0	39	40	3	26	239	14.9		
41	COATES, Alaina	16-15	388	24.3	81-116	.698	0-0	.000	41-73	.562	46	105	151	9.4	38	0	8	23	26	13	203	12.7		
01	CUEVAS, Bianca	16-0	282	17.6	44-116	.379	7-39	.179	32-43	.744	3	24	27	1.7	17	0	26	28	0	24	127	7.9		
23	ROY, Tina	16-10	327	20.4	35-103	.340	34-88	.386	1-5	.200	3	23	26	1.6	7	0	39	15	1	6	105	6.6		
05	SESSIONS, Khadijah	16-16	395	24.7	33-67	.493	8-20	.400	24-37	.649	14	27	41	2.6	35	0	42	21	1	30	98	6.1		
24	IMOVBIQH, Sarah	16-3	243	15.2	33-53	.623	0-0	.000	20-41	.488	40	50	90	5.6	23	0	5	13	3	6	86	5.4		
31	DOZIER, Asia	15-6	242	16.1	20-53	.377	10-32	.313	7-8	.875	3	14	17	1.1	11	0	29	16	0	5	57	3.8		
40	WHITE, Jatarie	16-0	247	15.4	19-58	.328	0-2	.000	20-31	.645	19	47	66	4.1	33	0	10	12	9	3	58	3.6		
00	COLLEY, Shay	11-0	142	12.9	11-31	.355	3-12	.250	5-8	.625	8	12	20	1.8	18	0	13	16	1	7	30	2.7		
04	CLINEY, Donyah	3-0	24	8.0	3-9	.333	0-0	.000	1-1	1.000	1	0	1	0.3	6	0	0	0	0	1	7	2.3		
03	DUCKETT, Kaydra	8-0	55	6.9	4-9	.444	1-3	.333	0-0	.000	1	7	8	1.0	8	0	5	4	1	3	9	1.1		
44	FARMER, India	4-0	16	4.0	0-4	.000	0-3	.000	0-0	.000	1	3	4	1.0	2	0	0	0	2	0	0	0.0		
Team											26	30	56											
Total.....		16	3200		452-970	.466	92-279	.330	252-385	.655	226	461	687	42.9	259	1	235	215	91	135	1248	78.0		
Opponents.....		16	3200		319-952	.335	72-255	.282	173-253	.684	196	336	532	33.2	354	13	156	249	45	104	883	55.2		

TEAM STATISTICS	SC	OPP	Date	Opponent	Score	Att.
SCORING	1248	883	11/13/15	#6/10 OHIO STATE	w 88-80	16815
Points per game	78.0	55.2	11/15/15	UNCG	w 92-44	13607
Scoring margin	+22.8	-	11/18/15	at Clemson	w 67-41	1030
FIELD GOALS-ATT	452-970	319-952	11/22/15	at UCLA	w 68-65	2018
Field goal pct	.466	.335	@ 11/27/15	vs #16/18 Arizona State	w 60-58	2020
3 POINT FG-ATT	92-279	72-255	@ 11/28/15	vs CSU Bakersfield	w 90-71	2152
3-point FG pct	.330	.282	@ 11/29/15	at Hawaii	w 67-51	2073
3-pt FG made per game	5.8	4.5	12/06/15	#14/13 DUKE	w 66-55	16429
FREE THROWS-ATT	252-385	173-253	12/13/15	WINTHROP	w 86-37	13409
Free throw pct	.655	.684	12/16/15	HAMPTON	w 86-48	12117
F-Throws made per game	15.8	10.8	< 12/20/15	vs East Carolina	w 88-57	0
REBOUNDS	687	532	12/22/15	ELON	w 78-63	13670
Rebounds per game	42.9	33.2	* 01/03/16	ARKANSAS	w 85-32	13407
Rebounding margin	+9.7	-	* 01/07/16	at Vanderbilt	w 71-61	2547
ASSISTS	235	156	* 01/10/16	#20/- MISSOURI	w 83-58	15934
Assists per game	14.7	9.8	* 01/14/16	at #9/9 Kentucky	w 73-62	5527
TURNOVERS	215	249	* = Conference game			
Turnovers per game	13.4	15.6	@ = Rainbow Wahine Showdown (Honolulu, Hawaii)			
Turnover margin	+2.1	-	< = Carolinas Challenge (Myrtle Beach, S.C.)			
Assist/turnover ratio	1.1	0.6				
STEALS	135	104				
Steals per game	8.4	6.5				
BLOCKS	91	45				
Blocks per game	5.7	2.8				
ATTENDANCE	115388	17367				
Home games-Avg/Game	8-14424	5-2639				
Neutral site-Avg/Game	-	3-1391				

Score by Periods	1st	2nd	3rd	4th	Totals
#2/2 South Carolina	286	303	344	315	1248
Opponents	215	212	236	220	883