



## 2014-15 GAME NOTES

# SOUTH CAROLINA WOMEN'S BASKETBALL

Assoc. Media Relations Dir.: Diana Koval | Office: 803.777.7977 | Cell: 314.369.6050 | Email: dkoval@mailbox.sc.edu  
 Website: www.GamecocksOnline.com | Twitter: @GamecockWBB | Instagram: @GamecockWBB

### Game Information

**Date:** Thursday, February 19, 2015 | 8 p.m. (CT)  
**Site:** Fayetteville, Ark.  
**Arena:** Bud Walton Arena (19,200)

**Broadcast:** SEC Network (Cara Capuano ppx; Gail Goestenkors, analyst)

**Radio:** 107.5 The Game (Brad Muller)  
**Live Stats:** ArkansasRazorbacks.com

### South Carolina Gamecocks

24-1, 12-0 SEC



VS.



### Arkansas Razorbacks

15-9, 5-7 SEC

**Ranking:** 2/2 (AP/Coaches)  
**Head Coach:** Dawn Staley  
**Record at SC:** 145-72 (7th)  
**Career Rec.:** 317-152 (15th)

**Series History:** ARK leads 17-12  
**In Fayetteville:** ARK leads 10-4  
**In Columbia:** SC leads 8-5  
**Neutral Site:** ARK leads 2-0  
**Current Streak:** SC last four

**Ranking:** -/-  
**Coach:** Jimmy Dykes  
**Rec. at ARK:** 15-9 (1st)  
**Career Rec.:** Same

**Top Scorer:** Mitchell (15.0 ppg)  
**Top Reb.:** Coates (8.2 rpg)

**Top Scorer:** Brooks (15.0ppg)  
**Top Reb.:** Wolff (5.2 rpg)

### 2014-15 Schedule

Nov. 2	Coker (Exh.) (SECN+)	W, 100-25
Nov. 15	Southern California (SECN+)	W, 70-61
Nov. 20	Clemson (SECN)	W, 99-41
Nov. 23	San Diego State (SECN+)	W, 89-38
<i>Junkanoo Jam (Lucaya Division) • Freeport, Bahamas</i>		
Nov. 27	vs. Wisconsin	W, 67-44
Nov. 28	vs. #22/22 Syracuse	W, 67-63
Dec. 1	NC Central (SECN+)	W, 90-26
Dec. 4	Charlotte (SECN)	W, 82-61
Dec. 7	at #9/8 Duke (ESPN2)	W, 51-50
Dec. 14	Savannah State (SECN+)	W, 111-49
Dec. 17	at Hampton	W, 69-49
<i>Subway Classic • Minneapolis, Minn.</i>		
Dec. 20	vs. Central Michigan	W, 80-45
Dec. 21	vs. Liberty	W, 84-44
Jan. 2	Auburn* (SECN)	W, 77-58
Jan. 4	at LSU* (ESPN2)	W, 75-51
Jan. 8	at Alabama* (SECN+)	W, 102-59
Jan. 11	#10/11 Kentucky* (ESPN2)	W, 68-60
Jan. 15	at Missouri* (SECN)	W, 60-49
Jan. 19	at Florida* (SECN)	W, 77-42
Jan. 26	#12/10 Texas A&M* (ESPN2)	W, 79-61
Jan. 29	Alabama* (SECN+)	W, 85-54
Feb. 1	at Ole Miss* (ESPNU)	W, 77-59
Feb. 5	at #22/21 Georgia* (SECN)	W, 58-35
Feb. 9	at #2/2 Connecticut (ESPN2)	L, 62-87
Feb. 12	LSU* (FSN)	W, 86-62
Feb. 15	Vanderbilt* (ESPNU)	W, 89-59
Feb. 19	at Arkansas* (SECN)	9 p.m.
Feb. 23	Tennessee* (ESPN2)	9 p.m.
Feb. 26	Mississippi State* (FSN)	7 p.m.
Mar. 1	at Kentucky* (ESPN2)	5 p.m.
<i>SEC Tournament • North Little Rock, Ark.</i>		
Mar. 4	First Round (SECN)	TBA
Mar. 5	Second Round (SECN)	TBA
Mar. 6	Quarterfinals (SECN)	TBA
Mar. 7	Semifinals (ESPNU)	TBA
Mar. 8	Final (ESPN)	TBA

\* indicates SEC game  
 All Times Listed as Eastern and are subject to change

### one.

Prior to each season, head coach Dawn Staley chooses a theme for her team to play under. This season's is "one."

With expectations surrounding this season, Staley believed it was important for her team to focus on the collective instead of any individual, knowing that to thrive in pressure situations, each student-athlete may have to sacrifice a piece of herself to become one team.















### South Carolina Notables

- The Gamecocks are in their 41st season of women's basketball. It is the program's 24th season in the SEC and the seventh under head coach Dawn Staley. South Carolina has played in the last three NCAA Tournaments, including two trips to the Sweet 16 (2012, 2014).
- South Carolina has ramped up its defensive pressure recently, forcing 21.0 turnovers and swiping 13.0 steals per game over the last two outings (vs. LSU and Vanderbilt). In total, the Gamecocks have forced 20 or more turnovers in a game eight times, including three SEC outings (LSU, Vanderbilt, Alabama).
- The Gamecocks' 3-point shooting has been especially efficient lately as they have shot 45.8 percent (27-of-59) over the last five games. Their 58.3 percent (7-of-12) from long range against LSU was a season high and this season's fourth game shooting over 50.0 percent. In addition to the season-long proficiency of junior Tiffany Mitchell, hitting 47.5 percent from outside the arc, junior Tina Roy has lifted her 3-point percentage to 41.7 percent on the season, including a team-best 47.2 percent in SEC action.
- South Carolina has seen increased offensive production from its primary point guards in the last 10 games as junior Khadijah Sessions and freshman Bianca Cuevas combine to average 14.0 points over the stretch, compared to their combined 8.7 scoring average prior to the Jan. 11 game against Kentucky. The duo has combined for double-digit scoring eight times in the last 10 games compared to just five times in the first 15.
- South Carolina has shown its versatility throughout games this season with six different Gamecocks leading the offense in at least one game – three guards (Tiffany Mitchell, Bianca Cuevas, Asia Dozier) and three post players (A'ja Wilson, Alaina Coates, Aleighsa Welch).
- Guard/forward A'ja Wilson became the first freshman to post consecutive 20-point games in SEC play in program history with her 26 vs. LSU and 20 against Vanderbilt. The last Gamecock freshman to record back-to-back 20-point games was Kelsey Bone in November 2009 in non-conference action.
- Senior forward Aleighsa Welch has been steadily increasing her rebounding average since the start of SEC play, during which she averages 7.1 per game to rank in the top 10 in the league. Her production has especially skyrocketed in the last four outings, during which her 10.8 rebounds per game have lifted her season average nearly a full rebound per game – 5.5 rpg after Ole Miss (Feb. 1) to its current average of 6.3. She needs just four rebounds to move into the Gamecocks' all-time top five in total boards. She is already second in school history in career offensive rebounds.

### Tale of the Tape

Overall	Arkansas			Overall	South Carolina		
	SEC Rank	SEC Only	SEC Rank		SEC Rank	SEC Only	SEC Rank
15-9		5-7		24-1		12-0	
8-4		3-2		12-0		6-0	
5-5		2-5		8-1		6-0	
2-0				4-0			
62.1	10th	55.6	12th	78.2	1st	77.8	1st
54.8	4th	55.8	3rd	52.3	1st	54.1	1st
.382	11th	.358	T-7th	.483	1st	.484	1st
.352	4th	.371	3rd	.345	2nd	.343	1st
.289	9th	.249	11th	.364	1st	.362	1st
.279	7th	.250	4th	.266	3rd	.244	1st
.663	8th	.710	3rd	.671	8th	.695	5th
14.4		12.8		15.0		16.5	
41.6	6th	36.9	8th	42.8	2nd	42.8	1st
+6.8	3rd	-0.4	6th	+11.2	1st	+10.8	1st
12.3	11th	10.9	11th	17.3	1st	15.3	1st
-0.2	12th	+0.6	7th	+3.5	4th	+0.7	6th
6.6	13th	6.5	13th	9.4	9th	8.3	T-5th
3.7	7th	2.8	11th	6.0	1st	6.3	1st

# 2014-15 South Carolina Media Roster

<b>0</b>		<p><b>India Farmer</b> 6-0 • So. • Forward • N. Myrtle Beach, S.C.</p> <p>PPG <b>0.3</b> RPG <b>0.5</b> APG <b>0.0</b> FG% <b>.000</b> FT% <b>.667</b></p>	<p><b>LAST GAME:</b> 1 min at Ole Miss <b>NOTABLE:</b> Seen action in 13 games this season ... great team player ... works hard with good attitude ... played in 18 games last season, including seven SEC and four postseason.</p>	<p><b>Career Highs</b> Pts: 3, 2x, vs. Alabama, 1/19/14 Reb: 3 vs. NC Central, 12/2/13 Ast: — Stl: 1 at Florida, 1/19/15</p>
<b>1</b>		<p><b>Bianca Cuevas</b> 5-6 • Fr. • Guard • Bronx, N.Y. <i>kway-VAAS</i></p> <p>PPG <b>6.4</b> RPG <b>1.6</b> APG <b>1.9</b> FG% <b>.388</b> FT% <b>.780</b></p>	<p><b>LAST GAME:</b> 4 pts, 5 assts, 3 stls vs. Vandy <b>NOTABLE:</b> Cat-quick, crafty guard now with better grasp of PG position ... 10+ points 7 times ... 8.5 ppg in SEC, 4.5 ppg in non-SEC ... McDonald's All-America.</p>	<p><b>Career Highs</b> Pts: 21 at Ole Miss, 2/1/15 Reb: 4, 3x, at Georgia, 2/5/15 Ast: 5, 4x, vs. Vanderbilt, 2/15/15 Stl: 4, 2x, vs. Sav. St., 12/14/14</p>
<b>2</b>		<p><b>Olivia Gaines</b> 5-7 • Sr. • Guard • Chester, S.C.</p> <p>PPG <b>1.1</b> RPG <b>1.0</b> APG <b>0.9</b> FG% <b>.303</b> FT% <b>.750</b></p>	<p><b>LAST GAME:</b> 1 asst in 13 min vs. Vandy <b>NOTABLE:</b> Key defensive stopper ... played in every game this season, averaging 9.2 minutes in SEC play, up from 7.8 in non-conference ... picked up steal that set up winning play at Duke.</p>	<p><b>Career Highs</b> Pts: 7 vs. Savannah St., 12/28/13 Reb: 5, 2x, vs. Clemson, 11/20/14 Ast: 5 vs. Chas. Sthrn., 11/8/13 Min: 23 vs. Alabama, 1/19/14</p>
<b>3</b>		<p><b>Kaydra Duckett</b> 5-8 • Fr. • Guard • Columbia, S.C. <i>KAY-druh DUCK-it</i></p> <p>PPG <b>0.3</b> RPG <b>0.6</b> APG <b>0.1</b> FG% <b>.091</b> FT% <b>.500</b></p>	<p><b>LAST GAME:</b> 1 reb in 3 min vs. Vandy <b>NOTABLE:</b> Has played in 16 games, including eight SEC ... 1st career points vs. NCCU ... rated 3A South Carolina player of the year ... won two state titles (2012, 2014).</p>	<p><b>Career Highs</b> Pts: 2, 2x, vs. Sav. St., 12/14/14 Reb: 4 vs. Savannah St., 12/14/14 Ast: 1, 2x, vs. Sav. St., 12/14/14 Stl: 1, 3x, at UConn, 2/9/15</p>
<b>5</b>		<p><b>Khadijah Sessions</b> 5-8 • Jr. • Guard • Myrtle Beach, S.C. <i>kuh-DEE-zhub SESH-uns</i></p> <p>PPG <b>4.4</b> RPG <b>2.5</b> APG <b>2.9</b> FG% <b>.396</b> FT% <b>.500</b></p>	<p><b>LAST GAME:</b> 3 pts, 3 assts, 3 stls vs. Vandy <b>NOTABLE:</b> Setting great defensive tone ... 10th in SEC in assists and 6th in steals (2.0) ... 8 games of 4+ assists ... shooting 5-of-7 3-pointers (.714) over last 3 games, averaging 7.7 points.</p>	<p><b>Career Highs</b> Pts: 19 vs. Auburn, 2/3/13 Reb: 6 vs. Clemson, 11/20/14 Ast: 8 vs. NC Central, 12/1/14 Stl: 4, 8x, vs. TX A&amp;M, 1/26/15</p>
<b>15</b>		<p><b>Tiffany Davis</b> 5-7 • So. • Guard • Houston, Texas</p> <p>PPG <b>1.4</b> RPG <b>1.1</b> APG <b>0.5</b> FG% <b>.385</b> FT% <b>.667</b></p>	<p><b>LAST GAME:</b> 2 pts, 2 rebs, 4 min vs. Texas A&amp;M <b>NOTABLE:</b> Played in 14 games ... doing "her job" well off the bench, per Staley ... continues to learn how to run offense efficiently ... did not play at Ole Miss following medical procedure.</p>	<p><b>Career Highs</b> Pts: 11 vs. Ole Miss, 1/30/14 Reb: 6 at Arkansas, 1/2/14 Ast: 3, 4x, vs. SC State, 12/22/13 Stl: 5 vs. Elon, 11/9/12</p>
<b>22</b>		<p><b>A'ja Wilson</b> 6-5 • Fr. • Guard/Forward • Hopkins, S.C. <i>A-zhub</i></p> <p>PPG <b>13.9</b> RPG <b>6.9</b> BPG <b>1.5</b> FG% <b>.523</b> FT% <b>.658</b></p>	<p><b>LAST GM:</b> 20 pts, 5 rebs, 2 assts vs. Vandy <b>NOTABLE:</b> Scored 10+ 21 times, 4 double-doubles ... 9th in SEC in pts. and rebs. — only freshman in top 20 in both ... only fr. on Naismith (30) and Wooden (20) Watch Lists.</p>	<p><b>Career Highs</b> Pts: 26 vs. LSU, 2/12/15 Reb: 13 at LSU, 1/4/15 Ast: 3, 3x, vs. Alabama, 1/29/15 Stl: 3, 4x, vs. C. Mich., 12/20/14</p>
<b>23</b>		<p><b>Tina Roy</b> 5-11 • Junior • Guard • Kaplan, La.</p> <p>PPG <b>4.6</b> RPG <b>1.9</b> APG <b>2.5</b> FG% <b>.417</b> FT% <b>.500</b></p>	<p><b>LAST GAME:</b> 9 pts, 4 assts, 2 rebs vs. Vandy <b>NOTABLE:</b> Shooting team-high 47.2 percent from 3-point range in SEC play, including 8-of-13 (.615) over last three games ... averaged 9.0 points and 3.0 assists over last two games.</p>	<p><b>Career Highs</b> Pts: 15 vs. Presbyterian, 11/27/11 Reb: 8 at Miss. State, 2/6/14 Ast: 10 vs. Sav. State, 12/14/14 Stl: 3 vs. Southern Cal, 11/15/14</p>
<b>24</b>		<p><b>Aleighsa Welch</b> 6-0 • Sr. • Forward • Goose Creek, S.C. <i>uh-LEE-sub</i></p> <p>PPG <b>9.1</b> RPG <b>6.3</b> BPG <b>1.2</b> FG% <b>.566</b> FT% <b>.404</b></p>	<p><b>LAST GM:</b> 6 pts, 9 rebs, 2 stls vs. Vandy <b>NOTABLE:</b> 12 games with 10+ pts ... 8 games of 3+ assists (1.8 apg) ... tied career high w/ 5 assts vs. LSU ... averaging 10.8 rebs over last 4 games, leading team in boards each time ... 3-time captain.</p>	<p><b>Career Highs</b> Pts: 23 vs. UNC, 12/18/13 Reb: 17 vs. CoFC, 11/14/13 Ast: 5, 2x, last vs. LSU, 2/12/15 Blk: 5, 2x, at Kentucky, 2/20/14</p>
<b>25</b>		<p><b>Tiffany Mitchell</b> 5-9 • Jr. • Guard • Charlotte, N.C.</p> <p>PPG <b>15.0</b> RPG <b>2.9</b> APG <b>2.8</b> FG% <b>.524</b> FT% <b>.829</b></p>	<p><b>LAST GAME:</b> 20 pts, 4 stls, 3 rebs vs. Vandy <b>NOTABLE:</b> SEC top 5 in pts, FG%, FT% and 3s made/gm ... 10+ pts 21 times, 4 20+ gms ... Wade and Staley Watch Lists, Wooden Top 20, Naismith Top 30 ... Academic All-District.</p>	<p><b>Career Highs</b> Pts: 25 vs. Georgia, 2/27/14 Reb: 11, 5x, at Arkansas, 1/2/14 Ast: 9 at SDSU, 11/23/13 Stl: 7 vs. NC Central, 12/1/14</p>
<b>31</b>		<p><b>Asia Dozier</b> 6-0 • Jr. • Guard/Forward • Columbia, S.C. <i>DOE-zbur</i></p> <p>PPG <b>3.8</b> RPG <b>0.9</b> APG <b>1.9</b> FG% <b>.383</b> FT% <b>.667</b></p>	<p><b>LAST GM:</b> 1 asst in 13 min vs. Vandy <b>NOTABLE:</b> 10+ points three times ... handed out four assists five times this season ... hit key 3s in wins over Kentucky and at Missouri ... team captain.</p>	<p><b>Career Highs</b> Pts: 16, 2x, at SDSU, 11/23/13 Reb: 10 vs. Elon, 11/9/12 Ast: 6, 2x, vs. Georgia, 3/7/14 Stl: 2, 7x, at Alabama, 1/8/15</p>
<b>33</b>		<p><b>Elem Ibiam</b> 6-4 • Sr. • Center • Fayetteville, Ga. <i>ELL-um IB-ee-um</i></p> <p>PPG <b>7.0</b> RPG <b>4.1</b> BPG <b>0.9</b> FG% <b>.576</b> FT% <b>.714</b></p>	<p><b>LAST GAME:</b> 9 pts, 4 rebs vs. Vandy <b>NOTABLE:</b> 2nd in career blocks (153), 24 shy of record ... 15th in SEC in blocks ... 10+ pts in 7 games, 1 20-pt game ... personal 8-2 run at Ole Miss after Rebels got within 3 ... team captain.</p>	<p><b>Career Highs</b> Pts: 21 vs. Sav. St., 12/14/14 Reb: 12, 2x, vs. CMU, 12/20/14 Blk: 7 at Miss. State, 2/6/14 Min: 34 at Texas A&amp;M, 1/16/14</p>
<b>40</b>		<p><b>Jatarie White</b> 6-4 • Fr. • Forward • Charlotte, N.C. <i>juh-TAR-ee</i></p> <p>PPG <b>3.2</b> RPG <b>2.9</b> BPG <b>0.2</b> FG% <b>.395</b> FT% <b>.583</b></p>	<p><b>LAST GAME:</b> 4 pts, 4 rebs vs. Vandy <b>NOTABLE:</b> Missed 12 games due to illness (3) and foot injury (9) ... returned w/ great outing at Georgia ... brings great energy, different look to post play ... WBCA, McDonald's All-America.</p>	<p><b>Career Highs</b> Pts: 11 vs. Clemson, 11/20/14 Reb: 7 at Georgia, 2/5/15 Blk: 2 at Georgia, 2/5/15 Stl: 1, 3x, vs. Vanderbilt, 2/15/15</p>
<b>41</b>		<p><b>Alaina Coates</b> 6-4 • So. • Center • Irmo, S.C. <i>uh-LAY-nuh COATS</i></p> <p>PPG <b>10.9</b> RPG <b>8.2</b> BPG <b>1.6</b> FG% <b>.540</b> FT% <b>.714</b></p>	<p><b>LAST GM:</b> 14 pts, 3 rebs vs. Vandy <b>NOTABLE:</b> 20th in SEC in pts, 4th in rebs, 3rd in blocks ... SEC-best 10 doubles-doubles ... 10+ pts 15 times, 2 20-pt gms ... 10+ rebs 12 times, 5 with 13+.</p>	<p><b>Career Highs</b> Pts: 24, 2x, vs. Ole Miss, 1/30/14 Reb: 17 vs. Kentucky, 1/9/14 Blk: 5, 3x, vs. Alabama, 1/29/15 Min: 30 vs. Sthrn. Cal, 11/15/14</p>

**Starter**

**Reserve**

## Quick Facts

### The University

**Location:** Columbia, S.C.  
**Founded:** 1801  
**Enrollment:** 31,964  
**Colors:** Garnet (PMS 202C) and Black  
**Nickname:** Gamecocks  
**Conference:** Southeastern  
**President:** Dr. Harris Pastides  
**Athletics Director:** Ray Tanner  
**Facility:** Colonial Life Arena (18,000)

### Coaching Staff

**Head Coach:** Dawn Staley  
**Alma Mater:** Virginia, 1992  
**Overall Record:** 317-152 (14th season)  
**School Record:** 145-72 (6th season)  
**Assoc. Head Coach (Alma Mater):**  
 Lisa Boyer (Ithaca, 1979)  
**Assistant Coaches (Alma Mater):**  
 Nikki McCray-Penson (Tennessee, 1995)  
 Darius Taylor (Michigan, 2000)

### Team Information

**2013-14 Record:** 29-5  
 Home: 16-0 Away: 10-2 Neutral: 3-3  
**SEC Record (Finish):** 14-2 (1st)  
 Home: 8-0 Away: 6-2  
**Letterwinners Returning/Lost:** 10/2  
**Starters Returning/Lost:** 5/0

### Program History

**First Year of Women's Basketball:** 1974-75  
**All-Time Record:** 725-501 (41st season)  
**All-Time SEC Record:** 126-199 (23rd season)  
**NCAA Appearances (Last):** 11 (2014)  
**NCAA Tournament Record:** 13-11  
**Last NCAA Result:** L, 58-65, North Carolina, Palo Alto, Calif, 3/30/14, Sweet 16  
**WNIT Appearances (Last):** 4 (2011)  
**WNIT Record:** 3-4

### Media Relations

**Women's Basketball Contact:** Diana Koval  
**Office:** 803.777.7977  
**Cell:** 314.369.6050  
**Email:** dkoval@mailbox.sc.edu  
**Press Row Phone:** 803.777.6182  
**Athletics Department on the Web**  
**Website:** GamecocksOnline.com  
**Twitter:** @GamecocksOnline  
**Instagram:** @GamecocksOnline  
**Facebook:** Facebook.com/GamecocksOnline  
**YouTube:** YouTube.com/GamecocksOnline  
**Women's Basketball on Twitter**  
**Team:** @GamecockWBB  
**Head Coach:** @DawnStaley

## Current Gamecock Streaks

	Total	Home	Road	Neut.
Overall	W2	W30	L1	W4
SEC	W12	W16	W6	—
Non-Conference	L1	W16	L1	W4
Ranked Teams	L1	W3	L1	W1

## A South Carolina Win Would...

- Ensure the Gamecocks' fourth-straight 25-win season after the program reached the plateau just three times in the 37 previous seasons.
- Give South Carolina 13 SEC victories for just the second time in school history, but the second time in as many seasons.
- Be the Gamecocks' seventh SEC road victory, topping last season's record of six.
- Be the Gamecocks' fifth straight over Arkansas and their third straight over the Razorbacks at Bud Walton Arena.

## By the Numbers

- 1 Game this season in which South Carolina has attempted fewer than 10 free throws (vs. Central Michigan, Dec. 20)
- 2 Women who have both played for and coached the nation's No. 1 team as South Carolina head coach Dawn Staley joined Baylor's Kim Mulkey in the category this season
- 4 Rebounded needed by senior Aleighsa Welch to move into the program's all-time top five in career boards
- 4 Games in which South Carolina has shot over 50.0 percent from 3-point range, including two of the last three contests
- 6 Games this season in which the Gamecocks have held a team to less than 30.0 percent shooting, including three in SEC play
- 5.7 Free throws made per game more by the Gamecocks than their opponents (15.0-9.3)
- 10 Double-doubles by Alaina Coates this season, tied for most in the SEC, including four in league play
- 11 Games in which the Gamecocks have shot at least 50.0 percent from the field, including five SEC contests
- 13 Games in which the Gamecocks have out-rebounded their opponent by 10 or more, including six in SEC play
- 15 Games in which South Carolina's bench has tied or out-scored its starters, including 10 SEC contests
- 17.7 Point per game more in the paint scored by the Gamecocks than their opponents (40.1-22.4)
- 24 Times this season a Gamecock has played 30 or more minutes in a game, compared to 71 times last season
- 77.1 Percent free throw shooting by the Gamecocks in the last five minutes of games with a margin of 10 or fewer points

## Arkansas Series History

The Razorbacks lead the series 17-12, but the Gamecocks have won five of the last six, including a current four-game win streak. South Carolina swept the home-and-home series last season, eking out a 55-51 victory in Fayetteville (Jan. 2) before storming past the Razorbacks 67-49 in Columbia (Feb. 9).

Bud Walton Arena has proved to be a challenging venue for South Carolina, despite their 3-2 record there in the Staley era. Four of the five games in Fayetteville were decided by five points or less, including one overtime affair.

South Carolina's results vs. Arkansas since the

arrival of head coach Dawn Staley:

Date	W/L	Score	Site	Rank (SC/ARK)
2/12/09	L	54-58	A	-/-
2/14/10	L	68-72	H	-/-
2/6/11	W	64-62 (ot)	A	-/-
2/9/12	L	47-68	A	24/-
2/26/12	W	53-47	H	-/-
1/27/13	W	43-40	A	18/-
1/2/14	W	55-51	A	13/-
2/9/14	W	67-49	H	6/-

## To Watch the SEC Network

To watch the SEC Network (television/linear channel), you must be a customer of one of the

## Gamecocks in the Rankings

(Thru games of 2/15)

Team	SEC	NCAA	Actual
Scoring Offense	1	11	78.2
Scoring Defense	1	7	52.3
Scoring Margin	1	2	+25.9
Field Goal Percentage	1	5	.483
Field Goal %age Def.	2	11	.345
3-Point FG %age	1	26	.364
3-Point FG %age Def.	3	13	.266
3-Point FG Made/Gm.	3	173	5.1
Free Throw Percentage	6	214	.671
Rebounding Offense	2	—	42.8
Rebounding Defense	2	—	31.7
Rebounding Margin	1	8	+11.2
Assists	1	15	17.3
Steals	9	76	9.4
Turnover Margin	4	50	+3.5
Turnovers	—	71	14.5
Assist-to-Turnover Ratio	1	16	1.2
Blocked Shots	1	9	6.0
Home Attendance Avg.	1	1	12,176

Alaina Coates	SEC	NCAA	Actual
Scoring	20	—	10.9
Rebounding	4	117	8.2
FT Percentage	12	—	.714
Blocks	3	93	1.6
Off. Rebounds	11	—	2.9
Double-Doubles	T-1	38	10

Elem Ibiam	SEC	NCAA	Actual
Blocks	15	—	0.9

Tiffany Mitchell	SEC	NCAA	Actual
Scoring	5	179	15.0
FG Percentage	1	32	.524
FT Percentage	4	60	.829
3-Pt FG Made	T-3	174	1.9
Assists	14	—	2.8
Steals	T-9	157	2.0

Khadijah Sessions	SEC	NCAA	Actual
Assists	10	—	2.9
Steals	T-6	139	2.0

Aleighsa Welch	SEC	NCAA	Actual
Rebounding	18	—	6.3
Blocks	9	184	1.2
Off. Rebounds	10	—	2.9

A'ja Wilson	SEC	NCAA	Actual
Scoring	9	—	13.9
Rebounding	9	—	6.9
Blocks	5	120	1.5

## 2014-15 Double-Doubles

### Alaina Coates (10)

11/15	Southern Cal	18 pts/13 rebs
11/20	Clemson	12 pts/10 rebs
12/4	Charlotte	15 pts/13 rebs
12/14	Savannah State	20 pts/10 rebs
12/17	at Hampton	12 pts/13 rebs
12/20	vs. Central Michigan	16 pts/10 rebs
1/2	Auburn	11 pts/14 rebs
1/26	Texas A&M	12 pts/11 rebs
1/29	Alabama	14 pts/10 rebs
2/1	at Ole Miss	10 pts/10 rebs

### Elem Ibiam (1)

12/20	vs. Central Michigan	10 pts/12 rebs
-------	----------------------	----------------

### A'ja Wilson (4)

11/28	vs. Syracuse	15 pts/10 rebs
12/21	vs. Liberty	17 pts/10 rebs
1/2	Auburn	12 pts/10 rebs
1/4	at LSU	21 pts/13 rebs

following: AT&T U-verse® TV, Bright House Networks, Charter, Comcast, Xfinity TV, Cox Communications, DIRECTV, DISH, Google Fiber, LUS Fiber, PTC Communications, Suddenlink, Time Warner Cable, Wilkes Telephone, and members of the NCTC, NRTC and NTTCC.

To watch games online, you must be a customer of one of the following: AT&T U-verse, Charter, Comcast, Cox, DISH, Google Fiber, Suddenlink, and members of the NCTC, NRTC and NTTCC. You can contact your cable/satellite provider and get a username and password which will allow you to access the content on computers, tablets, mobile phones and other consumer devices like Xbox.

## Staley Status Update

While leading the Gamecocks to one of the best seasons in program history, South Carolina head coach Dawn Staley has continued to carve out her place as one of the top coaches in the game.

With the Gamecocks' rise to No. 1 in the Associated Press poll this season, Staley joined Baylor's Kim Mulkey as the only women to have played on and coached a No. 1-ranked team. Staley's Virginia team was ranked No. 1 for a total of 24 weeks spanning her junior and senior seasons. She has led the Gamecocks to 12 weeks in the top spot in the Associated Press poll so far.

Staley also earned an extension from USA Basketball last week as she was named to an assistant coach to the U.S. Women's National Team through the 2016 Olympic Games. Her USA Basketball coaching resume already includes gold medals at the 2014 FIBA U18 Americas Championship (head coach), 2014 FIBA World Championship (assistant coach), 2008 Beijing Olympics (asst. coach) and 2007 FIBA Americas Championship (asst. coach).

## Road Warriors

The Gamecocks are 8-1 on the road this season, including six SEC wins in enemy territory.

Overall, South Carolina is 211-241 (.467) in road games, including a 44-32 (.579) record during the Dawn Staley era. After a difficult start as the Gamecocks' mentor, Staley has guided her team to two of the program's top five road records in program history, including last season's school-record winning percentage of .833 (10-2). Her 2012-13 team posted a 7-3 (.700) record on the road for the fourth-best in program history.

## Poll Prominence

South Carolina is No. 2 in both polls this week, closing out a 12-week run as the No. 1 team in the Associated Press Poll. It was the third-longest stretch by a team in the last five seasons (beginning 2010-11). Only four teams have held the top spot in the AP poll during that time – Baylor (39 weeks), Connecticut (35 weeks) and Stanford (6 weeks).

In the last 10 seasons (beginning 2005-06), eight teams have occupied the AP Poll's No. 1 position. South Carolina's 12 weeks in the spot is the fifth-most among that group – UConn (85), Baylor (39), Tennessee (16) and Duke (14).

The AP's No. 1 ranking on Nov. 24 was a South Carolina program first, besting the No. 2 spot the Gamecocks held for five times in their history – Nov. 17, 2014; Preseason 2014-15; Jan. 2, 1982; Dec. 27, 1981; and Dec. 20, 1981.

## SEC Stories

Head coach Dawn Staley has steadily lifted the Gamecocks' national profile by building the Gamecocks into a consistent SEC contender, shirking decades of difficulty in the nation's best women's basketball conference.

In her seventh season at the helm, Staley boasts a 64-42 (.604) SEC regular-season record and has finished outside the league's top five just twice – an unprecedented achievement for a program that had finished INSIDE the top five just twice in the previous 17 seasons. Staley's 64 wins include now four seasons of double-digit league victories – 10-6 in 2012, 11-5 in 2013, an SEC-best 14-2 in 2014 and this season's current 12-0 mark.

Staley's SEC regular-season record includes a 35-18 (.660) mark at home and a 29-24 (.547) slate on the road.

## Crunch Time

South Carolina has won all five of its games this season when the margin is under 10 points in the last five minutes, and the Gamecocks have done so with their primary strengths – Tiffany Mitchell and rebounding.

In those five games – Southern Cal, vs. #22/22 Syracuse, at #9/8 Duke, #10/11 Kentucky and at Missouri – Staley trusts in Mitchell's competitive spirit, giving her the ball in late-game situations.

## 2014-15 Awards

### Alaina Coates

Naismith Trophy Top 50 Watch List  
No. 25 Player in the Nation (espnW)  
Preseason All-SEC (Coaches)

### Tiffany Mitchell

Academic All-District 4  
Wooden Late-Season Top 20  
Naismith Trophy Midseason 30  
Wade and Dawn Staley Award Watch Lists  
Preseason All-America (AP, Sports Illustrated, ESPN)  
No. 4 Player in the Nation (espnW)  
Preseason SEC Player of the Year (Coaches, Media)  
Preseason All-SEC (Coaches, Media)  
Junkanoo Jam, Lucaya Division All-Tournament  
Subway All-Classic Team

### Aleighsa Welch

Naismith Trophy Midseason 30  
Wade Watch List  
Wooden Award Preseason Top 30  
No. 7 Player in the Nation (espnW)  
Preseason All-America Second Team (ESPN)  
Preseason All-SEC (Coaches, Media)

### A'ja Wilson

Wooden Award Late-Season Top 20  
Naismith Trophy Midseason 30  
Junkanoo Jam, Lucaya Division MVP  
USBWA National Freshman of the Week  
(Dec. 1-7)  
5-time SEC Freshman of the Week (Nov. 24-30; Dec. 1-7; Dec. 29-Jan. 4; Jan. 26-Feb. 1; Feb. 9-15)  
Subway All-Classic Team

The junior has answered the bell, averaging 3.6 points per final five minutes of those games – double the next Gamecock on the list. Behind her fearless attacking of the rim, a majority of her points have come at the free throw line, where she has hit 12-of-14 attempts during those close-game situations. In a show of determination, the Gamecocks have also dominated the glass at crunch time, out-rebounding their opponents 6.2 to 4.4 per final five minutes, with Alaina Coates, A'ja Wilson and Aleighsa Welch grabbing the bulk of the boards.

As a team, South Carolina is shooting 40.0 percent from the field and the same percentage from 3-point range in the last five minutes of close games, while the defense has held those opponents to just 21.2 percent shooting and 18.2 percent from outside the arc in that time span. Equally impressive is the Gamecocks' 77.1 percent (27-of-35) free throw shooting at crunch time, as South Carolina is shooting just 66.5 percent (349-of-525) otherwise.

## Gamecocks in 2014-15 National Polls

Poll	Pre	11/17	11/24	12/1	12/8	12/15	12/22	12/29	1/5	1/12	1/19	1/26	2/2	2/9	2/16	2/23	3/2	3/9	3/17	Final
Associated Press	2	2	1	1	1	1	1	1	1	1	1	1	1	1	2					
Coaches	2	3	2	2	1	1	1	1	1	1	1	1	1	2	2					

## Win Any Way

As the Gamecocks' baseball coach a few years ago, South Carolina athletics director Ray Tanner frequently used the phrase "Win Anyway." Women's basketball has put its own twist on the quote. The Gamecocks have lost just one game this season, but the end has not always come by the same means.

Dawn Staley's team has won with both a high-flying offense – posting records of 4-0 when scoring 90+ points, 7-0 when scoring 80-89 points – and a more methodical one, 7-0 when scoring 70-79 points, 7-1 with scoring fewer than 70.

The Gamecocks have won both inside – 10-0 when shooting less than 33.3 percent from 3-point range, 9-1 when at least half of points come in the paint – and outside – 14-1 when shooting 33.3 percent or better from 3-point range, 15-0 when less than half of points come in the paint.

South Carolina has seen its top scorer come from both the starting lineup (9-1) and the bench (13-0) – with two games in which a starter and reserve tied for the team high (win vs. Auburn – Welch, Wilson; win vs. Vanderbilt – Mitchell, Wilson).

## Diehard Defenders

While the offense has fluctuated in source and volume, the one standard for the Gamecocks – both this season and throughout head coach Dawn Staley's career – has been their defense. South Carolina is seventh in the nation in scoring defense, allowing 52.3 points per game with just one opponent scoring more than 63 points (87 by UConn, Feb. 9). In fact, South Carolina has held an opponent under 50 points 12 times in 25 games this season.

In SEC play, South Carolina yields a league-best 54.1 points per game and has limited some of the conference's highest scoring teams well beneath their

averages. Kentucky (2nd in the SEC in scoring) has scored 75.3 points per game in their 11 games against other SEC teams but netted just 60 against the Gamecocks. Ranked fifth in the conference in scoring, LSU's 64.8 average in 10 other league games is well above the 56.5 it averaged against South Carolina. In all, five teams failed to reach their average against other league schools while playing the Gamecocks – Missouri (59.5 - 49), Florida (58.9 - 42) and Georgia (57.7 - 35).

## Controlled Caroms

The Gamecocks have also built their success on the glass – an area, like defense, that head coach Dawn Staley preaches as a measure of effort as much as talent. South Carolina ranks eighth in the nation in rebounding margin, out-boarding its opponents by 11.2 per game. The Gamecocks have out-paced their opponent by double-digit rebounds 12 times this season, including six SEC outings. The rebounding margin has been at least 20 four times – Clemson (+22), Savannah State (+35), at Hampton (+27) and Vanderbilt (+20). Only two teams – #22/22 Syracuse (Nov. 28) and #9/8 Duke (Dec. 7) – have out-rebounded South Carolina this season.

## Bench Marks

While every competitor wants to be a starter, the Gamecocks have shown that the bench can be just as productive a position. The South Carolina bench has tied or out-scored its starting teammates 15 times this season, including 10 SEC contests, and has out-scored the entire opposing team five times – Clemson (Nov. 20), San Diego State (Nov. 23), NC Central (Dec. 1) and Florida (Jan. 19). In all, the bench has accounted for 49.2 percent of the Gamecocks' points this season, including 52.7

percent of the offense in SEC games.

Of the 92 double-figure games turned in this season, 46 of them have come from the bench – A'ja Wilson (21), Alaina Coates (13), Bianca Cuevas (7), Tina Roy (2), Jatarie White (2) and Asia Dozier (1).

## Diversified Assets

South Carolina is often lauded for the depth of its talent, and the Gamecocks' improved offensive numbers certainly bear out those accolades – 11th in the nation at 78.2 points per game and fifth in the nation in field goal percentage (.483).

The embarrassment of riches has not upset South Carolina's chemistry but instead has strengthened it as each Gamecock plays for the good of the team instead of herself – a message head coach Dawn Staley often equates with USA Basketball's utopian camaraderie and ultimate success.

Two stats that best exemplify the all-for-one mentality of the team are in the assist numbers – 15th in the nation at 17.3 per game – and that only one Gamecock is averaging more than 10.0 shots per game. In fact, on one of the nation's most efficient offensive teams, which features all five of its top scorers shooting over 50.0 percent, just one Gamecock has made the minimum field goals required for individual ranking in field goal



## Around the SEC

	SEC Games			Overall		
	W	L	Pct.	W	L	Pct.
South Carolina	12	0	1.000	24	1	.960
Tennessee	12	0	1.000	22	3	.880
Mississippi St.	9	4	.692	24	4	.857
Texas A&M	8	4	.667	20	6	.769
Kentucky	8	4	.667	19	6	.760
LSU	8	4	.667	14	10	.583
Georgia	5	7	.416	17	8	.680
Arkansas	5	7	.416	15	9	.625
Ole Miss	4	8	.333	14	11	.560
Vanderbilt	4	8	.333	13	12	.520
Florida	4	8	.333	12	13	.480
Missouri	4	9	.307	14	12	.538
Alabama	2	10	.167	13	14	.481
Auburn	0	12	.000	9	16	.360

## Coming Up

### February 19

Vanderbilt at Florida, 7 p.m. (SECN)  
 #15/15 TXA&M at #11/10 Ky., 7 p.m. (SECN+)  
 Alabama at #6/6 Tennessee, 7 p.m. (FSN)  
 Georgia at LSU, 8 p.m.  
 Ole Miss at Auburn, 9 p.m.

### February 22

Auburn at Georgia, 2 p.m. (SECN+)  
 Missouri at Vanderbilt, 2 p.m. (SECN)  
 LSU at Arkansas, 2 p.m. (ESPNU)  
 #14/16 Miss. State at Alabama, 3 p.m. (SECN+)  
 Florida at #15/15 Texas A&M, 4 p.m. (SECN)

Rankings are listed as AP/ESPN Poll  
 All Times Eastern; TV Network in ()

## AP Top 25

(Week of Feb. 16)

1. Connecticut	24-1
<b>2. South Carolina</b>	<b>24-1</b>
3. Baylor	24-1
4. Notre Dame	23-2
5. Maryland	22-2
6. Tennessee	22-3
7. Oregon State	23-2
8. Louisville	22-3
9. Florida State	23-3
10. Duke	19-6
11. Kentucky	19-6
12. Arizona State	22-4
13. Iowa	21-4
14. Mississippi State	24-4
15. Texas A&M	19-6
16. Princeton	23-0
17. North Carolina	20-6
18. Stanford	19-7
19. Rutgers	19-6
20. Chattanooga	22-3
21. Nebraska	18-7
22. Florida Gulf Coast	23-2
23. James Madison	22-2
24. George Washington	22-3
25. Syracuse	18-8

## USA Today Coaches Top 25

(Week of Feb. 16)

1. Connecticut	24-1
<b>2. South Carolina</b>	<b>24-1</b>
3. Baylor	24-1
4. Notre Dame	23-2
5. Maryland	22-2
6. Tennessee	22-3
7. Louisville	22-3
8. Oregon State	23-2
9. Florida State	23-3
10. Kentucky	19-6
11. Iowa	21-4
12. Duke	19-6
13. Arizona State	22-4
14. North Carolina	20-6
15. Texas A&M	19-6
16. Mississippi State	24-4
17. Princeton	23-0
18. Rutgers	19-6
19. Stanford	19-7
20. Nebraska	18-7
21. James Madison	22-2
22. Chattanooga	22-3
23. George Washington	22-3
24. Florida Gulf Coast	23-2
25. Texas	16-8

percentage – Tiffany Mitchell (1st in SEC, 32nd in nation).

Here's how those numbers break down.

Name	FGM/gm	FGA/gm	FG%	PPG
Mitchell	5.3	10.1	.524	15.0
Wilson	5.0	9.5	.523	13.9
Coates	3.5	6.5	.540	10.4
Welch	4.1	7.3	.566	9.1
Ibiam	2.9	5.0	.576	7.0

### Zone Buster

Since the emergence of Elem Ibiam and the arrival of Alaina Coates in 2013-14, South Carolina has been a team feared for its inside presence. That perception got a boost with the addition of Jatarie White and A'ja Wilson this season, and teams have packed into a zone early and often against the Gamecocks.

This season, South Carolina's guards have been effective at capitalizing on what opposing teams are willing to cede in that defensive alignment – the 3-point shot. The Gamecocks lead the SEC and rank 26th in the nation in 3-point field goal percentage, hitting 36.4 percent from outside the arc. The percentage is not dramatically above last season's (.347), but after closing 2013-14 averaging 3.9 made 3s per game, South Carolina is third in the SEC with a 5.1 average this season.

Junior Tiffany Mitchell has been the primary long-range shooter, ranking third in the SEC with 1.9 made 3s per game while shooting 48.4 percent from outside the arc. But juniors Tina Roy and Khadijah Sessions have lifted their long-range production in SEC action as well. Roy is shooting a team-best 47.2 percent in league games, including 6-of-9 (.667) over the last two games, while Sessions has lifted her accuracy to 36.8 percent after going 5-of-7 over the last three games.

### SWAT Team

South Carolina leads the SEC and ranks ninth in the nation with 6.0 blocked shots per game. The effort is a continuation of last season, during which the Gamecocks shattered the school record for blocks in a season by 41, recording 240 over 34 games for a 7.1 average.

Four Gamecocks rank among the SEC's top 15 blockers, led by sophomore Alaina Coates in third at 1.6 per game. Freshman A'ja Wilson is just behind in fifth at 1.5 per game this season. Seniors Aleighsa Welch and Elem Ibiam are next in line with Welch swatting 1.2 per game for ninth and Ibiam rejecting 0.9 per game for 15th place.

### SEC Title Talk

In 2013-14, South Carolina became the seventh program to win the SEC regular-season title, and the Gamecocks and were predicted by the league's coaches and media to the repeat the feat

## All-Time Records vs. SEC

Opponent	Overall	Under	SEC	SEC	H	A	N	Streak	Last
		Staley	Season	Tourn.					
Alabama	21-15	11-0	16-12	2-2	11-5	8-8	2-2	Won 11	W: 85-54, 1/29/15 (H)
Arkansas	12-17	5-3	12-15	0-2	8-5	4-10	0-2	Won 4	W: 67-49, 2/9/14 (H)
Auburn	18-21	6-3	13-15	1-1	11-7	6-12	1-2	Won 3	W: 77-58, 1/2/14 (H)
Florida	14-20	6-4	12-18	0-2	6-10	8-8	0-2	Won 6	W: 77-42, 1/19/15 (A)
Georgia	10-33	6-6	7-21	2-2	4-14	3-15	3-4	Won 3	W: 58-35, 2/5/15 (A)
Kentucky	22-32	6-8	18-24	0-2	16-9	6-19	0-4	Won 1	W: 68-60, 1/11/15 (H)
LSU	8-22	5-5	7-22	1-0	4-10	3-12	1-0	Won 4	W: 86-62, 2/12/15 (H)
Ole Miss	18-17	8-2	14-12	2-4	10-4	6-8	2-5	Won 6	W: 77-59, 2/1/15 (A)
Miss. State	14-16	5-3	13-14	0-2	9-5	5-9	0-2	Won 5	W: 71-64, 2/6/14 (A)
Missouri	3-1	2-1	2-1	—	1-0	1-1	1-0	Won 2	W: 60-48, 1/15/15 (A)
Tennessee	2-45	1-8	1-26	0-3	1-19	1-21	0-5	Lost 3	L: 61-73, 3/2/14 (A)
Texas A&M	1-3	1-3	1-2	0-1	1-1	0-1	0-1	Won 1	W: 79-61, 1/26/15 (H)
Vanderbilt	12-21	7-2	12-18	0-2	7-8	4-11	0-2	Won 4	W: 89-59, 2/15/15 (H)
<b>Totals</b>	<b>155-263</b>	<b>69-48</b>	<b>128-199</b>	<b>8-23</b>	<b>87-97</b>	<b>55-135</b>	<b>10-30</b>	<b>Won 12</b>	

this season. If Staley's group brings that forecast to fruition, it would be just the fourth team to repeat as the regular-season champion, joining Tennessee (multiple times), Georgia (1996, 1997) and LSU (2005, 2006).

### More on Muffin

Senior forward Aleighsa Welch – nicknamed Muffin at birth by her mother – continues to be at the foundation of the Gamecocks' success. The South Carolina high school standout who first took a chance on head coach Dawn Staley's vision has done everything asked to power the Gamecocks to the lofty heights achieved during her career. Always willing to do the "dirty work" that doesn't show up in the box score, Welch's energy and constant communication are what drive the Gamecocks and what has prompted her teammates to vote her a team captain each of the last three seasons.

Welch's consistent effort has her ranked among the program's career top 10 in eight different categories, including three rebounding totals, while also among the top-20 scorers. Among the Gamecocks' 30 1,000-point scorers, she is one of just nine to amass at least 800 career rebounds as well. She is currently just four rebounds away from entering the program's top five in career boards. Her current career .581 field goal percentage is second in school history behind only Jocelyn Penn's school-record .593.

The expansion of the Gamecocks' frontline have brought her overall rebounding numbers down slightly (6.3 rpg this season vs. 7.2 average previous three seasons), but she has been especially tenacious on the glass against ranked opponents, averaging 9.3 boards over six games against ranked foes compared to 4.9 in the Gamecocks' other 19 outings. Welch also continues to provide consistency on the offensive end, shooting 56.6 percent from the field and handing out 1.8 assists per game.

### Trademark TM

After elevating her game last season, junior guard Tiffany Mitchell continues to insert herself in national player of the year talk, but the only thing constant about her game is its versatility.

Last season, Mitchell was the only player to appear in the rankings for scoring, rebounding, assists and steals in SEC action. The one weapon she frequently kept in check was her 3-point shooting.

This season, the junior has established herself as one of the most accurate 3-point shooters in the country, hitting 47.5 percent. Her heightened accuracy was on full display against San Diego State (Nov. 23) when her 6-of-6 effort from 3 was the best perfect game in program history. She went on to match her career high with six 3s at Hampton as well, those coming on eight attempts.

While Mitchell is third in the SEC with 1.9 made 3s per game, her emergence in that role has not thwarted development in the rest of her game as she ranks in the top five in both field goal percentage (1st, .524) and free throw percentage (4th, .829).

### Double Trouble

One of sophomore Alaina Coates' goals this season focuses around posting double-doubles, taking to

### Welch Watch

Already second in school history in career offensive rebounds, senior forward Aleighsa Welch looks to mount an attack on other parts of the Gamecock charts before closing out her career.

Here are a few of the career benchmarks she has a chance to catch:

Category	Current	Chasing	To Go
Points	1,341 (15th)	1,367 (14th)	26
FT Made	319 (T-7th)	333 (6th)	14
FT Att.	522 (5th)	604 (4th)	82
Rebs.	873 (6th)	877 (5th)	4
Off. Rebs.	414 (2nd)	427 (1st)	13
Def. Rebs.	459 (6th)	462 (5th)	3
Dbl-Dbls.	20 (T-10th)	21 (9th)	1
Blocks	122 (7th)	133 (6th)	11
Games	125 (T-8th)	126 (6th)	1

### Scoring Differentials

Largest lead in a win	by 64 (111-47), 2nd-0:52, Savannah state, 12/12 by 64 (90-26), 2nd-0:36, NC Central, 12/1
Largest deficit overcome to win	by 12 (15-27), 1st-8:41, vs. Syracuse, 11/27
Largest lead given up in a loss	by 3 (18-15), 1st-12:28, at UConn, 2/9
Largest deficit in a loss	by 25 (62-87), 2nd-0:37, at UConn, 2/9

heart her head coach's quip that the 6-foot-4 center is a "walking double-double." Ranking 32nd in the nation with an SEC-best 10 this season, the Irmo, S.C., native has 20 career double-doubles through 58 games, tying her for 10th in school history in the category.

Four of this season's 10 have come in SEC action, which is two shy of the program record of six set by Marsha Williams in 1991-92. Her nine career SEC

double-doubles is third in program history and two shy of Williams' career record of 11.

### Bang off the Bench

The Class of 2014's No. 1 recruit, A'ja Wilson drew the start in her collegiate debut, but the 6-foot-5 Heathwood Hall product has thrived off the bench ever since. Overall on the season, Wilson is second on the team in scoring, ranking ninth in the SEC in at 13.9 ppg, and has been the Gamecocks' top scorer a team-high 12 times. She is the only freshman to rank among the SEC's top 20 scorers and rebounders – standing ninth in both categories. Only Mississippi State's Victoria Vivian (15.0 ppg) out-scores Wilson among SEC freshmen. Wilson also adds a top-five blocked shots average (1.5) to her resume.

Wilson is the only freshman on either the Wooden Award Late-Season Top 20 or the Naismith Midseason Top 30. She has earned SEC Freshman of the Week five times, tying the league record, and was the USBWA's first ever Freshman of the Week (games Dec. 1-7).

### B Aggressive

A 5-foot-6, lightning-quick, ultra-creative college point guard can earn a lot of clever nicknames. South Carolina simply calls its version "B," as in Bianca Cuevas.

The freshman from the Bronx, N.Y., has found the controls of her fast-paced, high risk/high reward style, and the Gamecocks are reaping the rewards as she grasps the balance head coach Dawn Staley wants her point guard to have between creating her own shot and doing the same for others.

In South Carolina's 12 non-conference games, Cuevas averaged 4.5 points and 1.8 assists in 14.2 minutes per game, shooting 35.9 percent from the

field and 22.6 percent from 3-point range. In SEC action, she averages to 8.5 points and 2.0 assists in 18.0 minutes and is shooting 41.0 percent, including 28.0 percent from outside the arc. A bulk of those numbers were established in a five-game stretch from Jan. 19-Feb. 5, during which Cuevas thrived with 11.6 points and 2.4 assists in 20.2 minutes per game on 51.2 percent shooting with 38.5 percent accuracy from 3-point range.

### It's Elem-entary

Senior center Elem Ibiam is making a charge at the school record for career blocks this season after setting the single-season mark with 83 in 2013-14. The Fayetteville, Ga., native is currently second with 153 in her career, trailing the Gamecocks' career record of 177 of set by Lakesha Tolliver (2004-07).

Games Led Team In...			
<i>(Tied for team lead in each category included)</i>			
Scoring	2014-15	Career	Record
A'ja Wilson	12	12	12-0
Tiffany Mitchell	10	30	28-2
Aleighsa Welch	2	27	17-10
Alaina Coates	2	9	8-1
Bianca Cuevas	2	2	2-0
Asia Dozier	1	2	2-0
Elem Ibiam	0	6	4-2
Khadijah Sessions	0	3	2-1
Tina Roy	0	2	2-0
Rebounding	2014-15	Career	Record
Alaina Coates	12	30	28-2
Aleighsa Welch	6	45	37-8
A'ja Wilson	6	6	6-0
Elem Ibiam	1	12	12-0
Tiffany Mitchell	0	9	8-1
Assists	2014-15	Career	Record
Khadijah Sessions	7	18	16-2
Tiffany Mitchell	6	24	23-1
Tina Roy	5	8	8-0
Bianca Cuevas	5	5	5-0
Asia Dozier	3	13	13-0
Aleighsa Welch	2	12	9-3
Alaina Coates	1	1	1-0
Olivia Gaines	0	1	0-1

Miscellaneous Stats			
Double-Doubles	2014-15	Career	Record
Alaina Coates	10	20	19-1
A'ja Wilson	4	4	4-0
Aleighsa Welch	1	20	17-3
Elem Ibiam	1	2	1-1
Tiffany Mitchell	0	4	4-0
20+ Points	2014-15	Career	Record
Tiffany Mitchell	4	12	12-0
A'ja Wilson	4	4	4-0
Alaina Coates	2	8	7-1
Bianca Cuevas	1	1	1-0
Elem Ibiam	1	1	1-0
Aleighsa Welch	0	5	3-2
10+ Points	2014-15	Career	Record
A'ja Wilson	21	21	20-1
Tiffany Mitchell	21	66	58-8
Alaina Coates	15	38	36-2
Aleighsa Welch	12	73	61-12
Elem Ibiam	7	32	28-4
Bianca Cuevas	7	7	7-0
Asia Dozier	3	12	11-1
Khadijah Sessions	2	17	16-1
Tina Roy	2	9	8-1
Jatarie White	2	2	2-0
Tiffany Davis	0	1	1-0
10+ Rebounds	2014-15	Career	Record
Alaina Coates	12	23	22-1
Aleighsa Welch	4	6	23-3
A'ja Wilson	4	4	4-0
Elem Ibiam	1	4	5-2
Tiffany Mitchell	0	7	6-1
Asia Dozier	0	1	1-0
5+ Assists	2014-15	Career	Record
Khadijah Sessions	3	8	8-0
Tina Roy	3	5	5-0
Bianca Cuevas	4	4	4-0
Tiffany Mitchell	1	8	8-0
Aleighsa Welch	1	2	2-0
Asia Dozier	0	8	8-0
Olivia Gaines	0	1	1-0
5+ Steals	2014-15	Career	Record
Tiffany Mitchell	2	7	7-0
Tiffany Davis	0	1	1-0
5+ Blocks	2014-15	Career	Record
Alaina Coates	1	3	3-0
Elem Ibiam	0	7	7-0
Aleighsa Welch	0	2	2-0

Team Specialty Stats					Starters vs. Bench Points			
South Carolina/Opponent								
	Pts. in Paint	Pts. Off TOs	2nd Chance Pts	Fast Break Pts	SC Starters	Opp. Starters	SC Bench	Opp. Bench
11/15 USC	32-36	16-22	14-10	4-8	55	36	15	25
11/20 Clem.	46-16	23-9	31-7	8-2	54	27	45	14
11/23 SDSU	40-8	3-2	15-9	24-2	36	17	53	21
11/27 vs. Wisc.	32-10	16-11	10-0	4-4	28	37	39	7
11/28 vs. Syr.	20-16	11-6	13-17	0-0	37	55	30	8
12/1 NCCU	58-12	31-7	3-3	34-0	48	18	42	8
12/4 Char.	46-20	19-15	26-4	10-13	41	53	41	8
12/7 at Duke	32-24	16-19	11-11	6-4	34	33	17	17
12/14 Sav. St.	70-26	34-12	24-3	18-6	51	44	60	5
12/17 at HU	26-14	10-19	17-6	11-4	33	48	36	1
12/20 vs. CMU	62-28	21-8	21-2	16-0	46	29	34	16
12/21 vs. LU	40-24	24-8	15-4	12-2	43	32	41	12
1/2 Aub.	52-24	28-12	16-13	22-8	38	20	39	38
1/4 at LSU	36-26	14-14	5-13	8-0	28	35	47	16
1/8 at Ala.	32-24	19-6	17-12	13-0	47	25	55	34
1/11 Ky.	36-28	9-19	18-4	10-18	53	40	15	20
1/15 at MU	22-14	10-0	14-4	6-0	37	40	23	9
1/19 at UF	46-26	20-13	11-12	14-4	30	19	47	23
1/26 TAMU	44-24	15-15	13-9	14-4	38	53	41	8
1/29 Ala.	42-22	22-10	20-9	18-4	37	41	48	13
2/1 at Miss.	36-26	18-11	18-19	8-4	34	40	43	19
2/5 at Ga.	26-14	10-18	13-8	10-0	25	19	33	16
2/9 at UC	34-40	7-17	20-10	2-10	44	82	18	5
2/12 LSU	42-26	29-19	8-16	18-8	37	58	49	4
2/15 Vandy	50-32	29-18	18-8	21-12	38	35	51	24
Averages	40.1-22.4	18.2-12.4	15.6-8.5	12.4-4.7	39.7	37.4	38.5	15.9

## South Carolina's Record When...

	SEC	All		SEC	All
Record.....	12-0	24-1	No South Carolina players foul out .....	10-0	20-1
Playing a ranked opponent.....	3-0	5-1	One or more SC players foul out.....	2-0	4-0
Playing at home .....	6-0	12-0	Having 20 or more assists.....	3-0	11-0
Playing on the road .....	6-0	8-1	Having less than 20 assists.....	9-0	13-1
Playing at neutral site .....	0-0	4-0	Scoring more pts. in paint than opponent .....	12-0	23-0
Leading at half .....	11-0	21-0	Scoring equal/less pts. in paint than opp. ....	0-0	1-1
Trailing at half .....	1-0	3-1	Scoring more pts. off TOs than opponent .....	8-0	17-0
Tied at half .....	0-0	0-0	Scoring equal/less pts. off TOs than opp. ....	4-0	7-1
Playing an overtime game .....	0-0	0-0	Scoring more 2nd-chance pts. ....	8-0	17-1
0 players score in double figures .....	0-0	0-0	Scoring equal/less 2nd-chance pts.....	4-0	7-0
1 player scores in double figures .....	0-0	0-0	Scoring more fast break pts.....	11-0	19-0
2 players score in double figures .....	4-0	6-0	Scoring equal/less fast break pts.....	1-0	5-1
3 players score in double figures .....	4-0	5-1	Wearing white uniforms .....	5-0	15-0
4 players score in double figures .....	1-0	5-0	Wearing black uniforms .....	6-0	8-1
5 players score in double figures .....	2-0	6-0	Wearing pink uniforms .....	1-0	1-0
More than 5 players in double figures.....	1-0	2-0	Playing in tournaments/classics .....	4-0	4-0
Starters out-score opponent's starters .....	6-0	14-0	Playing on live television .....	10-0	13-1
Opponent's starters score equal/more .....	6-0	10-1	Playing in November.....	5-0	5-0
Bench out-scores opponent's bench .....	11-0	21-1	Playing in December .....	7-0	7-0
Opponent's bench scores equal/more.....	1-0	3-0	Playing in January .....	8-0	8-0
SC Starters out-score SC Bench.....	2-0	9-1	Playing in February .....	4-0	4-1
SC Bench out-scores/ties SC Starters .....	10-0	15-0	Playing in March.....	0-0	0-0
Shooting 50% or better .....	5-0	11-0	Playing during the day.....	4-0	9-0
Shooting between 40-49% .....	4-0	8-0	Playing at night .....	8-0	15-1
Shooting between 30-39% .....	3-0	5-1	Playing on Sunday.....	4-0	8-0
Shooting less than 30% .....	0-0	0-0	Playing on Monday.....	2-0	3-1
Opponent shoots 50% or better .....	0-0	0-1	Playing on Tuesday.....	0-0	0-0
Opponent shoots between 40-49% .....	2-0	3-0	Playing on Wednesday.....	0-0	1-0
Opponent shoots between 30-39% .....	7-0	15-0	Playing on Thursday.....	5-0	8-0
Opponent shoots less than 30% .....	3-0	6-0	Playing on Friday .....	1-0	2-0
Shooting better than opponent.....	11-0	22-0	Playing on Saturday.....	0-0	2-0
Shooting worse than/equal to opponent .....	1-0	2-1	Margin is less than 5 pts. ....	0-0	2-0
Having more FTs made than opponent .....	10-0	18-0	Margin is between 5-9.....	1-0	2-0
Having equal/less FTs made than opponent .....	2-0	6-1	Margin is between 10-19.....	4-0	4-0
Out-rebounding opponent.....	12-0	22-1	Margin is 20 pts. or more.....	7-0	16-1
Having equal/less rebounds than opponent .....	0-0	2-0	Having a 20-pt. scorer.....	5-0	9-0
Having more TOs than opponent .....	6-0	8-1	Having a 30-pt. scorer.....	0-0	0-0
Having equal or less TOs than opponent.....	6-0	16-0	Scoring 49 points or less.....	0-0	0-0
Attempting more FT than 3FG.....	11-0	20-1	Scoring 50-59 points.....	1-0	2-0
Attempting equal/less FT than 3FG .....	1-0	4-0	Scoring 60-69 points.....	2-0	5-1
Making 5 or more 3FGs.....	5-0	13-1	Scoring 70-79 points.....	5-0	6-0
Making less than 5 3FGs.....	7-0	11-0	Scoring 80-89 points.....	5-0	7-0
Making no 3 FGs.....	0-0	0-0	Scoring 90-99 points.....	0-0	2-0
Attempting 15 or more 3FGs.....	5-0	11-0	Scoring 100 points or more.....	1-0	2-0
Attempting less than 15 3FGs.....	7-0	13-1			



## The Last Time...

### Individual

#### Scored 50 Points

**South Carolina** 51, Jocelyn Penn vs. Stetson, 1/4/03  
**Opponent** Never

#### Scored 40 Points

**South Carolina** 51, Jocelyn Penn vs. Stetson, 1/4/03  
**Opponent** 46, Cornelia Gayden, LSU, 1/14/95

#### Scored 30 Points

**South Carolina** 30, Ieasia Walker vs. Clemson, 11/18/10  
**Opponent** 32, LaQueta Ferguson, Florida International, 11/25/07

#### Grabbed 20 Rebounds

**South Carolina** 25, Kelsey Bone vs. Boston University, 12/28/09  
**Opponent** 24, Courtney Paris, Oklahoma, 12/30/07

#### Grabbed 15 Rebounds

**South Carolina** 16, Alaina Coates vs. CSU Northridge, 3/23/14  
**Opponent** 17, Briana Day, Syracuse, 11/28/14

#### Two Players with 20 or More Points

**South Carolina** Tiffany Mitchell 20/A'ja Wilson 20 vs. Vanderbilt, 2/15/15  
**Opponent** Kaleena Mosqueda-Lewis 23/Breanna Stewart 22 at UConn, 2/9/15

#### Two Players with 10 or More Rebounds

**South Carolina** Alaina Coates 14/A'ja Wilson 10 vs. Auburn, 1/2/15  
**Opponent** Shela Boykin 12/Danielle Ballard 12, LSU, 2/12/15

#### Had 10 Assists

**South Carolina** 10, Tina Roy vs. Savannah State, 12/14/14  
**Opponent** 11, Marneshia Richard, Mississippi State, 1/21/07

#### Had Five Steals

**South Carolina** 5 vs. Central Michigan, 12/20/14  
**Opponent** 5, Danielle Ballard, LSU, 2/12/15

#### Had Five Blocked Shots

**South Carolina** 5, Alaina Coates vs. Alabama, 1/29/15  
**Opponent** 5, Breanna Stewart, at UConn, 2/9/15

#### Had a Double-Double

**South Carolina** Aleighsa Welch (17 pts/11 rebs) at UConn, 2/9/15  
**Opponent** Sheila Boykin (12 pts/12 rebs), Danielle Ballard (16 pts/12 rebs), LSU, 2/12/15

#### Two Players had a Double-Double

**South Carolina** Alaina Coates (11 pts/14 rebs)/A'ja Wilson (12 pts/10 rebs) vs. Auburn, 1/2/15  
**Opponent** Sheila Boykin (12 pts/12 rebs)/Danielle Ballard (16 pts/12 rebs), LSU, 2/12/15

#### Three Players had a Double-Double

**South Carolina** Ashley Bruner (16 pts/12 rebs)/Aleighsa Welch (16 pts/ 11 rebs)/Elem Ibiam (12 pts/10 rebs) vs. Kansas, 3/25/13  
**Opponent** Merlakia Jones (26 pts/10 rebs)/Takilya Davis (19 pts/13 rebs)/DeLisha Milton (14 pts/15 rebs), at Florida, 2/20/94

#### Had a Triple-Double

**South Carolina** Iva Sliskovic (18 pts, 15 rebs, 10 assts) vs. High Point, 12/20/06  
**Opponent** Never

### Team

#### Scored 100 Points

**South Carolina** 102 vs. North Carolina A&T, 3/21/08  
**Opponent** 103, Clemson, 11/21/03

#### Won by 30 or More Points

**South Carolina** 89-59 (30) vs. Vanderbilt, 2/15/15  
**Opponent** 66-34 (32), Georgia, 3/4/11

#### Shot 65% or Better from the Field

**South Carolina** .652 (45-69) vs. East Tennessee State, 12/19/00  
**Opponent** Never

#### Shot 60% or Better from the Field

**South Carolina** .603 (35-58) vs. NC Central, 12/1/14  
**Opponent** .604 (29-48), Vanderbilt, 1/18/01

#### Shot 50% or Better from the Field

**South Carolina** .525 (31-59) vs. LSU, 2/12/15  
**Opponent** .554 (31-56), at UConn, 2/9/15

#### No Players in Double-Figure Points

**South Carolina** at Auburn, 1/19/12  
**Opponent** at Georgia, 2/5/15

#### Five Players in Double-Figure Points

**South Carolina** at Ole Miss, 2/1/15  
**Opponent** Arkansas, 2/14/10

#### More Than Five Players in Double-Figure Points

**South Carolina** 6 at Alabama 1/8/15  
**Opponent** 6 at Georgia, 2/13/03

#### Faced AP Top-25 Opponent

**Win** 58-35 at No. 22 Georgia, 2/5/15  
**Loss** 87-62 at No. 2 UConn, 2/9/15

#### Faced AP Top-10 Opponent

**Win** 68-60 vs. No. 10 Kentucky, 1/11/15  
**Loss** 87-62 at No. 2 UConn, 2/9/15

#### Faced AP Top-5 Opponent

**Win** 55-50 vs. No. 5 Kentucky, 1/24/13  
**Loss** 87-62 at No. 2 UConn, 2/9/15

#### Faced AP No. 1 Team

**Win** Never  
**Loss** 49-53 vs. No. 1 Stanford, 12/19/12

#### Overtime Game

**Win** 58-55 vs. Drexel, 11/28/12  
**Loss** 65-57 at Texas A&M, 1/16/14

#### Double-Overtime Game

**Win** 92-91 at Florida State, 2/4/91  
**Loss** 92-94 at Clemson, 11/19/09

#### South Carolina Was Ranked (AP Poll)

**No. 1** 2/9/15  
**Top 10** No. 2, 2/16/15  
**Top 25** No. 2, 2/16/15

## 2014-15 Team High/Low

South Carolina Highs	South Carolina Lows	Category	Opponent Lows	Opponent Highs
111 vs. Savannah State, 12/14	51 at Duke, 12/7	<b>Points in Game</b>	26, NC Central, 12/1	87, at UConn, 2/9/15
60 (1st) vs. Savannah State, 12/14	17 (1st) at Duke, 12/7	<b>Points in Half</b>	10 (2nd), NC Central, 12/1	47 (1st) at UConn, 2/9/15
38 vs. Savannah State, 12/14	20 at Duke, 12/7	<b>Field Goals Made</b>	10, NC Central, 12/1	31 at UConn, 2/9/15
38 vs. Clemson, 11/20				
72 vs. Central Michigan, 12/20	50 vs. Southern Cal, 11/15	<b>Field Goal Attempts</b>	45, NC Central, 12/1	70, vs. LSU, 2/12
72 vs. Clemson, 11/20				70, at Florida, 1/19
.638 (37-58) at Alabama, 1/8	.338 (23-68) vs. Kentucky, 1/11	<b>FG Percentage</b>	.207 (12-58) at Georgia, 2/5	.554 (31-56), at UConn, 2/9/15
11 at Alabama, 1/8	1 vs. Texas A&M, 1/26	<b>3-Point FG Made</b>	1, vs. LSU, 2/12	8, at UConn, 2/9/15
	1 vs. Savannah State, 12/14		1, at Florida, 1/15	
			1, at LSU, 1/4	
			1, Savannah State, 12/14	
28 vs. C. of Charleston, 11/14	4 vs. Texas A&M, 1/26	<b>3-Point FG Attempts</b>	4, Vanderbilt, 2/15	22, at Missouri, 1/15
				22, Syracuse, 11/28
.583 (7-12) vs. LSU, 2/12	.125 (1-8) vs. Savannah St., 12/14	<b>3-Point FG Percentage</b>	.067 (1-15), at Florida, 1/19	.727 (8-11), at UConn, 2/9/15
34 vs. Savannah State, 12/14	3 vs. Central Michigan, 12/20	<b>Free Throws Made</b>	3, Texas A&M, 1/26	17, at UConn, 2/9/15
			3, at Florida, 1/19	17, at Alabama, 1/8
			3, Clemson, 11/20	
47 vs. Savannah State, 12/14	9 vs. Central Michigan, 12/20	<b>Free Throw Attempts</b>	4, at Florida, 1/19	23, at UConn, 2/9/15
.850 (17-20) at Alabama, 1/8	.333 (3-9) vs. Central Mich., 12/20	<b>FT Percentage</b>	.364 (8-22) at Ole Miss, 2/1	1.000 (6-6), Liberty, 12/21
56 vs. Savannah State, 12/14	30 at Alabama, 1/8	<b>Rebounds</b>	20, Charlotte, 12/4	50, Syracuse, 11/28
26 vs. NC Central, 12/1	6 at Missouri, 1/15	<b>Assists</b>	2, NC Central, 12/1	18, at UConn, 2/9/15
21 vs. NC Central, 12/1	2 at Hampton, 12/17	<b>Steals</b>	1, Wisconsin, 11/27	13, at LSU, 1/4
10 at Georgia, 2/5	1 at UConn, 2/9/15	<b>Blocked Shots</b>	0, at Ole Miss, 2/1	9, Liberty, 12/21
10 vs. Kentucky, 1/11	1 vs. San Diego St., 11/23		0, at Missouri, 1/15	
10 vs. Southern Cal, 11/15				
23 at LSU, 1/4	5 vs. Syracuse, 11/28	<b>Turnovers</b>	10, at Hampton, 12/17	29, San Diego St., 11/23
20 vs. Texas A&M, 1/26	7 vs. Central Michigan, 12/20	<b>Fouls</b>	11, at UConn, 2/9/15	32, at Ole Miss, 2/1
	7 vs. San Diego St., 11/23			
	7 vs. Clemson, 11/20			

## 2014-15 Individual Superlatives

Category	South Carolina	Opponent
<b>Points in Game</b>	26 by A'ja Wilson vs. LSU, 2/12	26 by Hasina Muhammad, Auburn, 1/2
<b>Points in Half</b>	15 (1st) by Tiffany Mitchell vs. Vanderbilt, 2/15 15 (1st) by Tiffany Mitchell vs. Syracuse, 11/28	18 (2nd) by Hasina Muhammad, Auburn, 1/2
<b>Field Goals Made</b>	8 by Tiffany Mitchell vs. Vanderbilt, 2/15 8 by Aleighsa Welch at UConn, 2/9 8 by Tiffany Mitchell at Florida, 1/19 8 by Tiffany Mitchell at Missouri, 1/15 8 by A'ja Wilson vs. Savannah State, 12/14 8 by A'ja Wilson vs. Charlotte, 12/4 8 by Aleighsa Welch vs. Clemson, 11/20	9 by Crystal Bradford, Central Michigan, 12/20
<b>Field Goal Attempts</b>	17 by Aleighsa Welch at UConn, 2/9 17 by A'ja Wilson vs. Auburn, 1/2	21 by Danielle Ballard, LSU, 2/12 21 by Courtney Williams, Texas A&M, 1/26 21 by Brianna Butler, Syracuse, 11/28
<b>FG Percentage</b>	1.000 (7-7) by Elem Ibiem vs. Charlotte, 12/4	1.000 (5-5) by Drew Edelman, Southern Cal, 11/15
<b>3-Point FG Made</b>	6 by Tiffany Mitchell at Hampton, 12/17 6 by Tiffany Mitchell vs. San Diego State, 11/23	5 by Kaleena Mosqueda-Lewis, at UConn, 2/9
<b>3-Point FG Attempts</b>	9 by Tina Roy vs. Syracuse, 11/28	10 by Brianna Butler, Syracuse, 11/28
<b>3-Point FG Percentage</b>	1.000 (6-6) by Tiffany Mitchell vs. San Diego State, 11/23	1.000 (3-3) by Hillary Sigmon, Charlotte, 12/4
<b>Free Throws Made</b>	11 by A'ja Wilson vs. LSU, 2/12 11 by Tiffany Mitchell vs. Kentucky, 1/11	10 by Hasina Muhammad, Auburn, 1/2
<b>Free Throw Attempts</b>	15 by A'ja Wilson vs. LSU, 2/12	11 by Breanna Stewart, at UConn, 2/9 11 by Meoshonti Knight, at Alabama, 1/8 11 by Briana Day, Syracuse, 11/28
<b>FT Percentage</b>	1.000 (6-6) by Tiffany Mitchell, Texas A&M, 1/26 1.000 (6-6) by Alaina Coates at Alabama, 1/8 1.000 (6-6) by Alaina Coates vs. Southern Cal, 11/15	1.000 (10-10) by Hasina Muhammad, Auburn, 1/2
<b>Rebounds</b>	14 by Aleighsa Welch, at Georgia, 2/5 14 by Aleighsa Welch, at Missouri, 1/15 14 by Alaina Coates vs. Auburn, 1/2	17 by Briana Day, Syracuse, 11/28
<b>Assists</b>	10 by Tina Roy vs. Savannah State, 12/14	9 by Alexis Peterson, Syracuse, 11/28
<b>Steals</b>	7 by Tiffany Mitchell vs. NC Central, 12/1	5 by Danielle Ballard, LSU, 2/12
<b>Blocked Shots</b>	5 by Alaina Coates vs. Alabama, 1/29/15	6 by Ashley Rininger, Liberty, 12/21
<b>Turnovers</b>	6 by A'ja Wilson at Georgia, 2/5 6 by Tiffany Mitchell vs. Southern Cal, 11/15	8 by Danielle Ballard, LSU, 2/12

## Career Highs

### Alaina Coates

<b>Pts</b>	24, 2x, last vs. Ole Miss, 1/30/14
<b>FG</b>	11 vs. Vanderbilt, 1/5/14
<b>FGA</b>	16 vs. Vanderbilt, 1/5/14
<b>FG %</b>	1.000 (7-7) vs. SC St., 12/22/13
<b>FT</b>	11 at San Diego St., 11/23/13
<b>FTA</b>	15 at San Diego St., 11/23/13
<b>FT %</b>	1.000 (9-9) vs. SC St., 12/22/13
<b>Reb</b>	17 vs. Kentucky, 1/9/14
<b>Off Reb</b>	7 vs. Kentucky, 1/9/14
<b>Def Reb</b>	13 vs. CSU Northridge, 3/23/14
<b>Blk</b>	5, 3x, last vs. Alabama, 1/29/15
<b>Stl</b>	3, 2x, last at Florida, 1/19/15
<b>Asst</b>	3, 2x, last vs. Texas A&M, 1/26/15
<b>Min</b>	30 vs. Southern Cal, 11/15/14

### Biana Cuevas

<b>Pts</b>	21 at Ole Miss, 2/1/15
<b>FG</b>	7 at Georgia, 2/5/15
<b>FGA</b>	14 at Georgia, 2/5/15
<b>FG %</b>	.833 (5-6) at Hampton, 12/17/14
<b>3FG</b>	2, 4x, last at Georgia, 2/5/15
<b>3FGA</b>	6 vs. Clemson, 11/20/14
<b>3FG %</b>	.667 (2-3) at Hampton, 12/17/14
<b>FT</b>	9 at Ole Miss, 2/1/15
<b>FTA</b>	11 at Ole Miss, 2/1/15
<b>FT %</b>	1.000 (4-4) at Alabama, 1/8/15
<b>Reb</b>	4, 3x, last at Georgia, 2/5/15
<b>Off Reb</b>	3 vs. Alabama, 1/29/15
<b>Stl</b>	4, 2x, last vs. Savannah State, 12/14/14
<b>Asst</b>	5, 4x, last vs. Vanderbilt, 2/15/15
<b>Min</b>	24 at Ole Miss, 2/1/15

### Tiffany Davis

<b>Pts</b>	11 vs. Ole Miss, 1/30/14
<b>FG</b>	3 vs. Savannah State, 12/28/13
<b>FGA</b>	6 vs. SC State, 12/22/13
<b>FG %</b>	1.000 (3-3) vs. Savannah St, 12/28/13
<b>3FG</b>	2, 3x, last vs. Ole Miss, 1/30/14
<b>3FGA</b>	5 vs. Winthrop, 12/20/13
<b>3FG %</b>	1.000 (2-2), 3x, last vs. Ole Miss, 1/30/14
<b>FT</b>	4 at Tennessee, 3/2/14
<b>FTA</b>	4 at Tennessee, 3/2/14
<b>FT %</b>	1.000 (4-4) at Tennessee, 3/2/14
<b>Reb</b>	6 at Arkansas, 1/2/14
<b>Off Reb</b>	2 vs. Arkansas, 2/9/14
<b>Stl</b>	5 vs. Elon, 11/9/12
<b>Asst</b>	3, 4x, last vs. SC St., 12/22/13
<b>Min</b>	30 at Arkansas, 1/2/14

### Asia Dozier

<b>Pts</b>	16, 2x, at San Diego St., 11/23/13
<b>FG</b>	6, 2x, last at Alabama, 1/8/15
<b>FGA</b>	13 at San Diego St., 11/23/13
<b>FG %</b>	1.00 (4-4) at Kentucky, 2/14/13
<b>3FG</b>	4 at San Diego State, 11/23/13
<b>3FGA</b>	10 at San Diego St., 11/23/13
<b>3FG %</b>	1.000 (2-2), 2x, last vs. Savannah St, 12/28/13
<b>FT</b>	4, 2x, last vs. Oregon St., 3/25/14
<b>FTA</b>	7 vs. Elon, 11/9/12
<b>FT %</b>	1.000 (4-4) vs. Oregon State, 3/25/14
<b>Reb</b>	10 vs. Elon, 11/9/12
<b>Off Reb</b>	4 vs. Elon, 11/9/12
<b>Stl</b>	2, 7x, last at Alabama, 1/8/15
<b>Asst</b>	6, 2x, last vs. Georgia, 3/7/14
<b>Min</b>	40 at Arkansas, 1/2/14

### Kaydra Duckett

<b>Pts</b>	2, 2x, last vs. Savannah State, 12/14/14
<b>FGA</b>	3 vs. Savannah State, 12/14/14
<b>FT</b>	2 vs. Savannah State, 12/14/14
<b>FTA</b>	2 vs. Savannah State, 12/14/14
<b>FT %</b>	1.000 (2-2) vs. Savannah State, 12/14/14
<b>Reb</b>	4 vs. Savannah State, 12/14/14
<b>Stl</b>	1, 3x, last at UConn, 2/9/15
<b>Asst</b>	1, 2x, last vs. Savannah State, 12/14/14
<b>Blk</b>	1, 2x, last vs. Central Michigan, 12/20/14
<b>Min</b>	7 vs. Savannah State, 12/14/14

### India Farmer

<b>Pts</b>	3, 2x, last vs. Alabama, 1/19/14
<b>FG</b>	1, 2x, last vs. Alabama, 1/19/14
<b>FGA</b>	3 vs. NC Central, 12/2/13
<b>FG %</b>	.333 (1-3) vs. NC Central, 12/2/13
<b>3FG</b>	1, 2x, last vs. Alabama, 1/19/14
<b>3FGA</b>	2 vs. NC Central, 12/2/13
<b>3FG %</b>	.500 (1-2) vs. NC Central, 12/2/13
<b>FT</b>	2 at Florida, 1/19/15
<b>FTA</b>	2, 2x, last, at Florida, 1/19/15
<b>FT %</b>	1.000 (2-2) at Florida, 1/19/15
<b>Reb</b>	3 vs. NC Central, 12/2/13
<b>Off Reb</b>	1, 3x, last vs. Clemson, 11/20/14
<b>Min</b>	11 vs. NC Central, 12/2/13

### Olivia Gaines

<b>Pts</b>	7 vs. Savannah State, 12/28/13
<b>FG</b>	3 vs. Savannah State, 12/28/13
<b>FGA</b>	5 vs. Liberty, 12/21/14
<b>FG %</b>	1.000 (2-2) at Texas A&M, 1/16/14
<b>FT</b>	3 vs. Arkansas, 2/9/14
<b>FTA</b>	3 vs. Arkansas, 2/9/14
<b>FT %</b>	1.000 (3-3) vs. Arkansas, 2/9/14
<b>Reb</b>	5, 2x, last vs. Clemson, 11/20/14
<b>Off Reb</b>	3, 2x, last vs. Clemson, 11/20/14
<b>Stl</b>	3, 2x, last vs. Liberty, 12/21/14
<b>Asst</b>	5 vs. Charleston Sthrn., 11/8/13
<b>Min</b>	23 vs. Alabama, 1/19/14

### Elem Ibiam

<b>Pts</b>	21 vs. Savannah State, 12/14/14
<b>FG</b>	8 vs. Alabama, 3/7/13
<b>FGA</b>	14 at Charlotte, 12/8/13
<b>FG %</b>	1.000 (7-7), 2x, last vs. Charlotte, 12/4/14
<b>FT</b>	7 vs. Savannah State, 12/14/14
<b>FTA</b>	10 vs. Louisiana Tech, 11/10/13
<b>FT %</b>	1.00 (4-4) vs. Alabama, 1/19/14
<b>Reb</b>	12, 2x, last vs. Central Michigan, 12/20/14
<b>Off Reb</b>	6, 2x, last vs. Central Michigan, 12/20/14
<b>Def Reb</b>	10 at Texas A&M, 1/16/14
<b>Blk</b>	7 at Mississippi State, 2/6/14
<b>Stl</b>	2, 5x, last vs. North Carolina, 12/18/13
<b>Asst</b>	3 vs. South Dakota St., 3/23/13
<b>Min</b>	34 at Texas A&M, 1/16/14

### Tiffany Mitchell

<b>Pts</b>	25 vs. Georgia, 2/27/14
<b>FG</b>	8, 5x, last vs. Vanderbilt, 2/15/15
<b>FGA</b>	17 vs. Tennessee, 1/3/13
<b>FG %</b>	.857 (6-7) vs. Savannah State, 12/14/14
<b>3FG</b>	6, 2x, last at Hampton, 12/17/14
<b>3FGA</b>	8, 2x, last at Hampton, 12/17/14
<b>3FG %</b>	1.000 (6-6) vs. San Diego State, 11/23/14
<b>FT</b>	13 vs. CSU Northridge, 3/23/14
<b>FTA</b>	17 vs. CSU Northridge, 3/23/14
<b>FT %</b>	1.000 (10-10) vs. Georgia, 2/27/14
<b>Reb</b>	11, 5x, last at Arkansas, 1/2/14
<b>Off Reb</b>	6 at Florida, 1/20/13
<b>Blk</b>	2, 3x, last at Missouri, 1/15/15
<b>Stl</b>	7 vs. NC Central, 12/1/14
<b>Asst</b>	9 at San Diego State, 11/23/13
<b>Min</b>	40 vs. Syracuse, 11/28/14

### Tina Roy

<b>Pts</b>	15 vs. Presbyterian, 11/27/11
<b>FG</b>	5, 3x, last vs. Kentucky, 1/9/14
<b>FGA</b>	12 vs. Georgia, 3/2/12
<b>FG %</b>	1.000 (4-4) at Alabama, 1/8/15
<b>3FG</b>	5 vs. Presbyterian, 11/27/11
<b>3FGA</b>	9, 3x, last vs. Syracuse, 11/28/14
<b>3FG %</b>	1.000 (3-3) at Alabama, 1/8/15
<b>FT</b>	4 at Southern Cal, 11/25/13
<b>FTA</b>	4, 4x, last vs. Georgia, 2/27/14
<b>FT %</b>	1.000 (4-4) at Southern Cal, 11/25/13
<b>Reb</b>	8 at Mississippi State, 2/6/14
<b>Off Reb</b>	3, 2x, last vs. CSU Northridge, 3/23/14
<b>Stl</b>	3 vs. Southern Cal, 11/15/14
<b>Asst</b>	10 vs. Savannah State, 12/14/14
<b>Min</b>	31 vs. Vanderbilt, 1/5/14

### Khadijah Sessions

<b>Pts</b>	19 vs. Auburn, 2/3/13
<b>FG</b>	6, 2x, last vs. Seton Hall, 11/17/13
<b>FGA</b>	15 at Missouri, 2/28/13
<b>FG %</b>	.833 (5-6) vs. LSU, 2/12/15
<b>3FG</b>	3, 3x, last vs. Kentucky, 1/11/15
<b>3FGA</b>	6, 3x, last vs. Kentucky, 1/11/15
<b>3FG %</b>	1.00 (3-3) at Kentucky, 2/20/14
<b>FT</b>	8 vs. Auburn, 2/3/13
<b>FTA</b>	12 vs. Missouri, 2/2/14
<b>FT %</b>	1.00 (5-5) at Kentucky, 2/20/14
<b>Reb</b>	6 vs. Clemson, 11/20/14
<b>Off Reb</b>	3 at Missouri, 2/28/13
<b>Stl</b>	4, 8x, last vs. Texas A&M, 1/26/15
<b>Asst</b>	8 vs. NC Central, 12/1/14
<b>Min</b>	37 at Southern Cal, 11/25/13

### Aleighsa Welch

<b>Pts</b>	23 vs. N. Carolina, 12/18/13
<b>FG</b>	10 at Kentucky, 2/20/14
<b>FGA</b>	19 at Tennessee, 3/2/14
<b>FG %</b>	1.000 (6-6), 2x, last vs. Auburn, 1/2/15
<b>FT</b>	10 at Xavier, 11/30/11
<b>FTA</b>	15 at Xavier, 11/30/11
<b>FT %</b>	1.00 (4-4) at Seton Hall, 12/2/12
<b>Reb</b>	17 vs. C. of Charleston, 11/14/13
<b>Off Reb</b>	9 at Georgia, 2/5/15
<b>Def Reb</b>	10, 2x, last at Missouri, 1/15/15
<b>Blk</b>	5, 2x, last at Kentucky, 2/20/14
<b>Stl</b>	3, 4x, last at Clemson, 11/20/13
<b>Asst</b>	5, 2x, last vs. LSU, 2/12/15
<b>Min</b>	43 at Texas A&M, 1/6/14

### Jatarie White

<b>Pts</b>	11 vs. Clemson, 11/20/14
<b>FG</b>	5 vs. Clemson, 11/20/14
<b>FGA</b>	12 vs. Clemson, 11/20/14
<b>FG %</b>	.600 (3-5) vs. San Diego State, 11/23/14
<b>FT</b>	2 vs. Wisconsin, 11/27/14
<b>FTA</b>	4 at Florida, 1/19/15
<b>FT %</b>	.667 (2-3) vs. Wisconsin, 11/27/14
<b>Reb</b>	7 at Georgia, 2/5/15
<b>Off Reb</b>	3, 2x, last vs. Kentucky, 1/11/15
<b>Def Reb</b>	7 at Georgia, 2/5/15
<b>Blk</b>	2 at Georgia, 2/5/15
<b>Asst</b>	2, 2x, last vs. LSU, 2/12/15
<b>Min</b>	22 vs. San Diego St., 11/23/14

### A'ja Wilson

<b>Pts</b>	26 vs. LSU, 2/12/15
<b>FG</b>	8, 2x, last vs. Savannah State, 12/14/14
<b>FGA</b>	17 vs. Auburn, 1/2/15
<b>FG %</b>	.800 (8-10) vs. Savannah State, 12/14/14
<b>FT</b>	11 vs. LSU, 2/12/15
<b>FTA</b>	15 vs. LSU, 2/12/15
<b>FT %</b>	.909 (10-11) vs. Vanderbilt, 2/15/15
<b>Reb</b>	13 at LSU, 1/4/15
<b>Off Reb</b>	5, 2x, last vs. LSU, 2/12/15
<b>Def Reb</b>	10 at LSU, 1/4/15
<b>Blk</b>	3, 5x, last vs. Kentucky, 1/11/15
<b>Stl</b>	3, 4x, last vs. Central Michigan, 12/20/14
<b>Asst</b>	3, 3x, last at Alabama, 1/29/15
<b>Min</b>	28 vs. Kentucky, 1/11/15



# DAWN STALEY

**7th Season at South Carolina  
Virginia, 1992**

When three-time Olympic gold medalist Dawn Staley took the reins of the University of South Carolina women's basketball program on May 10, 2008, the Gamecocks' stature immediately rose not just in the Southeastern Conference but on the national stage as well. Building on a foundation of hard work, defensive effort and a "team first" mentality, South Carolina began to realize those expectations in 2011-12. Three consecutive 25-win seasons were capped with the 2013-14 squad's 29-win effort that included the program's first SEC regular-season championship and No. 1 seed in the NCAA Tournament as well as the Gamecocks' second NCAA Sweet 16 appearance in three seasons. In 2014-15, Staley became just the second woman in college basketball history to both play and coach for a No. 1-ranked team, joining Baylor's Kim Mulkey in the elite category. Staley's Virginia team was ranked No. 1 for a total of 24 weeks spanning her junior and senior seasons. She has led the Gamecocks to 12 weeks in the top spot in the Associated Press poll so far.

In her 14 seasons as a head coach, Staley has amassed a 317-152 record, including her 145-72 slate in six seasons at South Carolina. She has led her teams to nine 20-win seasons, a total of 11 postseason appearances (two WNIT), highlighted by the Gamecocks' pair of Sweet 16 appearances and 14 weeks in the Associated Press top 10, including four in the top five. The future continues to brighten as the nation's top recruits make Columbia, S.C., a highly coveted destination. Consistently signing the top players in the state, Staley's 2014 group illustrated the seeds her staff had been sowing since its arrival as the No. 1 recruit in the class joined two other top-35 entries among the five-member class that was ranked No. 2 in the nation.

While her coaching career is blossoming, Staley is still recognized for her body of work as a one of the most decorated participants in United States women's basketball history. The Naismith Memorial Basketball Hall of Fame solidified her legacy with her enshrinement into the Hall as part of the Class of 2013. The Phoenix Club of Philadelphia established the Dawn Staley Award recognizing the nation's top guard in women's Division I basketball in 2013 as well. Staley was inducted into the Women's Basketball Hall of Fame as part of the Class of 2012 and was one of the final nominees for induction to the U.S. Olympic Hall of Fame the same year. In the summer of 2011, the WNBA recognized her as one of the league's "Top 15," honoring the most influential players in the league's history.

At the helm of the Gamecocks over the last six seasons, Staley has been named National Coach of the Year (2014, Basketball Times), Naismith National Coach of the Year Finalist (2014), SEC Coach of the Year (2014, Coaches and AP) and BCA Female Coach of the Year (2012). She has coached an All-American, 12 All-SEC selections, five SEC All-Freshman team selections, an SEC Player of the Year, an SEC Sixth Player of the Year, an SEC Defensive Player of the Year and two SEC Freshmen of the Year. South Carolina's 29 wins in 2013-14 were one shy of the overall school record, breaking the best mark since joining the SEC of 25 set in 2011-12 and tied in 2012-13. The Gamecocks have won more SEC games than the season before in each of Staley's last five seasons, and her 52 SEC victories are more than any other Gamecock coach and account for 44.8 percent of the program's total 116 league wins. She has helped the Gamecocks to three of the program's four top-four finishes in the SEC, including the first regular-season championship in 2013-14. Her 97 overall wins in the last four seasons marks the most successful four-year stretch in program history.

## HEAD COACH

### Coaching Highlights

#### College

- 9 NCAA Tournament Appearances (3 at South Carolina)
- 9 20-Win Seasons (3 at South Carolina)
- 2 Regular-Season Conference Titles (SEC 2014; A-10 2008)
- Naismith National Coach of the Year Finalist (2014)
- Basketball Times National Coach of the Year (2014)
- Two-time WBCA Region Coach of the Year (Region 3 2014; Region 1 2005)
- Three-time Conference Coach of the Year (SEC 2014; A-10 2004, 2005)

#### USA Basketball

- Senior National Team Asst. Coach (2006-08, 2014-16) – FIBA World Championship gold medal (2014), Beijing Olympics gold medal (2008), FIBA Americas Championship gold medal (2007), FIBA World Championship bronze medal (2006)
- U18 National Team Head Coach – FIBA U18 Americas Championship gold medal (2014)
- Select Team Court Coach (Summer 2012)

### Playing Highlights

#### U.S. Professional – 11 seasons

- Five-time WNBA All-Star (2001, 2002, 2003, 2005, 2006)
- Two-time ABL All-Star (1997, 1998)
- WNBA All-Decade Team

#### USA Basketball

- Three-time Olympic gold medalist (1996, 2000, 2004)
- Flag bearer for U.S. in Olympic Games Opening Ceremony (2004)
- Two-time USA Basketball Female Athlete of the Year (1994, 2004)

#### College – Virginia (1989-92)

- Three-time Kodak All-America (1990, 1991, 1992)
- Honda-Broderick Cup Award for Collegiate Female Athlete of the Year (1991)
- Two-time ACC Player of the Year (1991, 1992)
- NCAA Tournament Most Outstanding Player (1991)

### Other Notables

- Naismith Memorial Basketball Hall of Fame, Class of 2013
- Order of the Palmetto Recipient (2013)
- Women's Basketball Hall of Fame, Class of 2012

### Year-by-Year Coaching Record

Year	School	Record	Conf. Rec.	Conf. Finish	Postseason
2000-01	Temple	19-11	11-5	2nd East	WNIT
2001-02	Temple	20-11	12-4	2nd East	A-10 Tourn. Champ./NCAA 1st Round
2002-03	Temple	14-15	9-7	2nd East	
2003-04	Temple	21-10	14-2	1st East	A-10 Tourn. Champ./NCAA 1st Round
2004-05	Temple	28-4	16-0	1st East*	A-10 Tourn. Champ./NCAA 2nd Round
2005-06	Temple	24-8	12-4	3rd	A-10 Tourn. Champ./NCAA 1st Round
2006-07	Temple	25-8	13-1	2nd	NCAA 2nd Round
2007-08	Temple	21-13	12-2	T-1st	NCAA 1st Round
2008-09	South Carolina	10-18	2-12	11th	
2009-10	South Carolina	14-15	7-9	T-7th	
2010-11	South Carolina	18-15	8-8	T-5th	WNIT 2nd Round
2011-12	South Carolina	25-10	10-6	T-4th	NCAA Sweet 16
2012-13	South Carolina	25-8	11-5	T-4th	NCAA 2nd Round
2013-14	South Carolina	29-5	14-2	1st	NCAA Sweet 16
2014-15	South Carolina	24-1	12-0		
<b>Career</b>	<b>15th season</b>	<b>317-152</b>	<b>163-67</b>		
<b>At SC</b>	<b>7th season</b>	<b>145-72</b>	<b>64-42</b>		



# ALAINA COATES

**6-4 • Sophomore • Center**  
**Irmo, S.C. • Dutch Fork**

- Named to the Naismith Trophy Top 50 Watch List, one of four centers selected
- Has started five games this season
- Is fourth in the SEC in rebounds and 20th in scoring ... also among top 10 in blocks (3rd, 1.6/gm) and offensive rebounds (11th, 2.9/gm)
- Tied for the SEC lead with 10 double-doubles this season, ranking 38th in the nation
- Has scored in double figures 15 times and posted double-digit rebounds 12 times
- Has been the team's top scorer twice – Southern Cal, at Alabama
- Has led team in rebounds 12 times – Southern Cal, Clemson, Wisconsin, Charlotte, at Duke, Savannah State, at Hampton, Auburn, at Florida, Texas A&M, Alabama, at Ole Miss
- Needed just nine second-half minutes to score 12 of her total 14 points against Vanderbilt (Feb. 15)
- Owned the glass in second half against LSU (Feb. 12), grabbing seven of her eight boards in the final 20 minutes
- Hit all four free throw attempts on two possessions that sparked a 28-13 run to close the first half at Ole Miss (Feb. 1), turning an eight-point deficit into a seven-point halftime lead
- Matched her career high with five blocked shots against Alabama (Jan. 29)
- Had her best game against a ranked team this season with a double-double against #12/10 Texas A&M (Jan. 26), including nine points and six rebounds in second half to help deliver victory
- Dominated Florida's (Jan. 19) frontline on the glass for her fifth game of 13 or more rebounds
- Hit all six of her free throw attempts in final 2:00 at Missouri (Jan. 15) to seal Gamecocks' win
- Grabbed a pair of rebounds during game-changing 5-0 run midway through second half of win over #10/11 Kentucky (Jan. 11)
- Reeled in season-high 14 rebounds in SEC opener against Auburn (Jan. 2) with seven in each half en route to seventh double-double of the season
- Posted third-straight double-double in game against Central Michigan (Dec. 20), including 12 points in the second half
- After just six minutes of first-half play at Hampton (Dec. 17), posted 12 points and nine rebounds to hold off Lady Pirates in the second half en route to second-straight double-double
- Grabbed six of her team-high 10 rebounds at #9/8 Duke (Dec. 7) in the second half, including two defensive in the critical final two minutes of the comeback win
- Responded to coming off the bench against Charlotte (Dec. 4) with a double-double and a career-high three

# #41

### Career Highlights

- No. 25 Player in the Nation, espnW (2014-15)
- 2015 Naismith Trophy Top 50 Watch List
- 2015 Preseason All-SEC
- 2014 SEC Co-6th Player of the Year (Coaches)
- 2014 SEC Freshman of the Year (Coaches, AP)
- 2014 Freshman All-America First Team (Full Court)
- 2014 SEC All-Freshman Team
- 2014 All-SEC Second Team (Coaches)
- 5-time SEC Freshman of the Week

	Season	Career
<b>Double-Double</b>	10	20
<b>20+ Points</b>	2	8
<b>10+ Points</b>	15	38
<b>10+ Rebounds</b>	12	23
<b>5+ Blocks</b>	1	3
<b>Tm-High Points</b>	2	9
<b>Tm-High Rebs.</b>	12	30

Miscellaneous

<b>Pts</b> .....	24, 2x, last vs. Ole Miss, 1/30/14
<b>Rebs</b> .....	17 vs. Kentucky, 1/9/14
<b>Blks</b> .....	5, 3x, last vs. Alabama, 1/29/15
<b>Stls</b> .....	3, 2x, last at Florida, 1/19/15
<b>Assts</b> .....	3, 2x, last vs. Texas A&M, 1/26/15
<b>Min</b> .....	30 vs. Southern Cal, 11/15/14
<b>FG</b> .....	11 vs. Vanderbilt, 1/5/14
<b>FT</b> .....	11 at San Diego St., 11/23/13

Career Highs

<b>Pts</b> .....	20, 2x, last at Alabama, 1/8
<b>Rebs</b> .....	14 vs. Auburn, 1/2
<b>Blks</b> .....	5 vs. Alabama, 1/29
<b>Stls</b> .....	3 at Florida, 1/19
<b>Assts</b> .....	3, 2x, last vs. Texas A&M, 1/26
<b>Min</b> .....	30 vs. Southern Cal, 11/15
<b>FG</b> .....	7, 3x, last at Alabama, 1/8
<b>FT</b> .....	7, 3x, last at Missouri, 1/15

14-15 Season Highs

<b>Pts</b> .....	24, 2x, last vs. Ole Miss, 1/30/14
<b>Rebs</b> .....	17 vs. Kentucky, 1/9/14
<b>Blks</b> .....	5, 3x, last vs. Alabama, 1/29/15
<b>Stls</b> .....	3, 2x, last at Florida, 1/19/15
<b>Assts</b> .....	3 vs. Texas A&M, 1/26/15
<b>Min</b> .....	28 vs. Vanderbilt, 1/5/14
<b>FG</b> .....	11 vs. Vanderbilt, 1/5/14
<b>FT</b> .....	8, 2x, last vs. Georgia, 2/27/14

SEC Career Highs

### 2014-15 Game-by-Game

Opponent	Date	GS	MIN	FG-A	3FG-A	FT-A	Reb	A	TO	B	S	TP
Southern Cal	11/15	*	30	6-8	0-0	6-6	4-9-13	0	1	2	0	18
Clemson	11/20	*	20	4-10	0-0	4-7	4-6-10	2	0	2	0	12
San Diego St.	11/23		18	5-8	0-0	0-1	2-3-5	0	1	0	0	10
vs. Wisconsin	11/27	*	17	3-7	0-0	1-4	4-5-9	0	0	1	0	7
vs. Syracuse	11/28	*	13	0-0	0-0	0-0	0-1-1	0	0	0	0	0
NC Central	12/1	*	21	4-7	0-0	1-2	0-5-5	1	1	2	0	9
Charlotte	12/4		23	4-7	0-0	7-10	5-8-13	3	1	2	0	15
at Duke	12/7		22	2-6	0-0	3-5	3-7-10	0	1	1	2	7
vs. Savannah St.	12/14		17	7-8	0-0	6-9	3-7-10	1	2	1	0	20
at Hampton	12/17		21	4-9	0-0	4-6	3-10-13	0	4	3	0	12
vs. C. Michigan	12/20		21	7-10	0-0	2-4	3-7-10	2	1	2	1	16
vs. Liberty	12/21		24	2-10	0-0	7-8	4-2-6	2	1	1	1	11
Auburn	1/2		20	3-4	0-0	5-9	5-9-14	0	0	1	1	11
at LSU	1/4		14	2-2	0-0	3-4	1-3-4	0	3	2	0	7
at Alabama	1/8		21	7-8	0-0	6-6	2-1-3	1	0	3	0	20
Kentucky	1/11		21	1-5	0-0	1-2	3-3-6	0	1	2	1	3
at Missouri	1/15		22	4-7	0-0	7-8	4-3-7	0	2	0	0	15
at Florida	1/19		21	3-5	0-0	0-1	2-11-13	1	3	2	3	6
Texas A&M	1/26		23	3-8	0-0	6-8	5-6-11	3	0	1	1	12
Alabama	1/29		25	5-7	0-0	4-5	1-9-10	1	3	5	1	14
at Ole Miss	2/1		24	2-5	0-0	6-7	5-5-10	1	2	2	1	10
at Georgia	2/5		— DNP (Coach's Decision) —									
at UConn	2/9		19	3-6	0-0	0-0	2-1-3	1	1	1	0	6
LSU	2/12		19	1-7	0-0	4-4	2-6-8	1	4	2	0	6
Vanderbilt	2/15		17	6-9	0-0	2-3	2-1-3	1	1	1	0	14

- Shook off slow start vs. Clemson (Nov. 20) to finish with 12 points and 10 rebounds – eight points and seven rebounds of which came in second half
- Drew start in season opener vs. Southern Cal (Nov. 15) and delivered a double-double, scoring six unanswered points late in first half to help Gamecocks take lead into halftime

### Career Stats at South Carolina

Year	GP	GS	Min	Avg	FG	FGA	Pct	3FG	FGA	Pct	FT	FTA	Pct	Off	Def	Tot	Avg	PF	FO	A	TO	Blk	Stl	Pts	Avg
2013-14	34	1	668	19.6	148	242	.612	0	0	—	121	185	.654	82	203	285	8.4	83	1	11	57	73	17	417	12.3
2014-15	24	5	493	20.5	88	163	.540	0	0	—	85	119	.714	69	128	197	8.2	39	0	21	33	39	12	261	10.9
<b>Career Totals</b>	<b>58</b>	<b>6</b>	<b>1161</b>	<b>20.0</b>	<b>236</b>	<b>405</b>	<b>.583</b>	<b>0</b>	<b>0</b>	<b>—</b>	<b>206</b>	<b>304</b>	<b>.678</b>	<b>151</b>	<b>331</b>	<b>482</b>	<b>8.3</b>	<b>122</b>	<b>1</b>	<b>32</b>	<b>90</b>	<b>112</b>	<b>29</b>	<b>678</b>	<b>11.7</b>



# BIANCA CUEVAS

**5-6 • Freshman • Guard**  
**Bronx, N.Y. • Nazareth Regional**

- Played in every game this season
- Averaging 8.5 points in SEC play, besting her non-conference average of 4.5
- Has scored in double figures seven times, including one 20-point game
- Has been the team's top scorer twice - at Ole Miss, at Georgia
- Has led team in assists five times – San Diego State, vs. Central Michigan, at Florida, Alabama, Vanderbilt
- Countered tough shooting day against Vanderbilt (Feb. 15) by tying career high with five assists and swiping three steals
- Paced offense for second-straight game with 16 points at #22/21 Georgia (Feb. 5) with nine of those coming during 14-2 run the broke open 7-7 game
- Scored the last six points of the first half at Ole Miss (Feb. 1) in just one minute en route to 21 points, nearly double her previous career high points
- Handed out four of her career-high tying five assists against Alabama (Jan. 29) in the first half, her highest total in SEC action
- Scored seven of her 11 points at Florida (Jan. 19) during a 14-4 second-half run
- Added three free throws to the late-game effort in win at Missouri (Jan. 15)
- Scored six of her 10 points against Auburn (Jan. 2) during 14-4 first-half run and added three during second-half rally after Tigers got within eight points with 12 minutes to play
- Dished out three of her fours assists in just 10 minutes of first-half action against Central Michigan (Dec. 20)
- Scored eight of her 12 points at Hampton (Dec. 17) in the second half, including a pair of 3s during key run late in the game
- Swiped four steals against Savannah State (Dec. 14), including three in a two-minute span midway through the first half to help Gamecocks build an insurmountable lead
- Handed out five assists against NC Central (Dec. 1), her second time this season
- Posted 11 points against San Diego State (Nov. 23) while leading team with five assists and four steals as well
- Strong outing against Clemson (Nov. 20) with no turnovers and a pair of 3s
- Came off the bench to play five minutes against Southern Cal (Nov. 15)

# #1

### Career Highlights

No. 35 recruit in 2014 class (espnW)  
2014 High School All-America (McDonald's)

	Season	Career	Miscellaneous
<b>20+ Points</b>	1	1	
<b>10+ Points</b>	7	7	
<b>5+ Assists</b>	4	4	
<b>5+ Steals</b>	0	0	
<b>Tm-High Pts.</b>	2	2	
<b>Tm-High Assts.</b>	5	5	

		Career Highs
<b>Pts</b> .....	21 at Ole Miss, 2/1/15	
<b>Rebs</b> .....	4, 4x, last at Georgia, 2/5/15	
<b>Stls</b> .....	4, 2x, last vs. Savannah St., 12/14/14	
<b>Assts</b> .....	5, 4x, last vs. Vanderbilt, 2/15/15	
<b>Blks</b> .....	2 vs. NC Central, 12/1/14	
<b>Min</b> .....	24 at Ole Miss, 2/1/15	
<b>FG</b> .....	7 at Georgia, 2/5/15	
<b>3FG</b> .....	2, 4x, last at Georgia, 2/5/15	
<b>FT</b> .....	9 at Ole Miss, 2/1/15	

		SEC Career Highs
<b>Pts</b> .....	21 at Ole Miss, 2/1/15	
<b>Rebs</b> .....	4, 3x, last at Georgia, 2/5/15	
<b>Blks</b> .....	1 vs. Auburn, 1/2/15	
<b>Stls</b> .....	3 vs. Vanderbilt, 2/15/15	
<b>Assts</b> .....	5, 2x, last vs. Vanderbilt, 2/15/15	
<b>Min</b> .....	24 at Ole Miss, 2/1/15	
<b>FG</b> .....	7 at Georgia, 2/5/15	
<b>3FG</b> .....	2, 2x, last at Georgia, 2/5/15	
<b>FT</b> .....	9 at Ole Miss, 2/1/15	

### 2014-15 Game-by-Game

Opponent	Date	GS	MIN	FG-A	3FG-A	FT-A	Reb	A	TO	B	S	TP
Southern Cal	11/15	5	0-3	0-2	0-1	0-1-1	0	1	0	1	0	0
Clemson	11/20	17	4-10	2-6	0-0	1-2-3	2	0	0	2	10	11
San Diego St.	11/23	17	4-6	1-3	2-2	0-3-3	5	1	0	4	11	2
vs. Wisconsin	11/27	14	1-5	0-2	0-0	1-0-1	1	0	0	0	0	2
vs. Syracuse	11/28	9	0-4	0-3	0-0	0-0-0	0	0	0	0	0	0
NC Central	12/1	20	1-4	1-4	1-2	0-1-1	5	1	2	3	4	4
Charlotte	12/4	6	0-2	0-0	0-0	0-1-1	1	1	0	0	0	0
at Duke	12/7	3	0-0	0-0	0-0	0-0-0	0	2	0	1	0	0
vs. Savannah St.	12/14	18	4-7	0-1	1-1	0-1-1	0	3	0	4	9	9
at Hampton	12/17	19	5-6	2-3	0-0	0-1-1	1	2	0	1	12	12
vs. C. Michigan	12/20	18	1-7	0-4	0-0	1-0-1	4	1	0	2	2	2
vs. Liberty	12/21	17	2-4	1-2	1-2	0-1-1	3	1	0	1	6	6
Auburn	1/2	20	4-8	0-2	2-3	0-0-0	1	2	1	1	10	10
at LSU	1/4	18	2-8	1-4	3-3	0-1-1	2	2	0	2	8	8
at Alabama	1/8	15	1-5	1-4	4-4	1-2-3	3	0	0	0	7	7
Kentucky	1/11	5	1-3	0-0	0-0	0-0-0	0	1	0	0	2	2
at Missouri	1/15	15	1-5	0-0	3-4	1-1-2	1	1	0	1	5	5
at Florida	1/19	19	4-8	1-3	2-2	0-2-2	4	1	0	0	11	11
Texas A&M	1/26	16	2-5	0-0	0-0	0-2-2	1	3	0	1	4	4
Alabama	1/29	22	3-6	0-2	0-0	3-1-4	5	5	0	2	6	6
at Ole Miss	2/1	24	5-8	2-4	9-11	1-3-4	0	2	0	1	21	21
at Georgia	2/5	20	7-14	2-4	0-1	1-3-4	2	2	0	2	16	16
at UConn	2/9	22	1-6	0-1	0-0	0-0-0	1	1	0	0	2	2
LSU	2/12	21	4-8	0-1	0-1	0-2-2	0	4	0	2	8	8
Vanderbilt	2/15	21	0-5	0-1	4-4	2-1-3	5	3	0	3	4	4

### Career Stats at South Carolina

Year	GP	GS	Min	Avg	FG	FGA	Pct	3FG	FGA	Pct	FT	FTA	Pct	Off	Def	Tot	Avg	PF	FO	A	TO	Blk	Stl	Pts	Avg
2014-15	25	0	401	16.0	57	147	.388	14	56	.250	32	41	.780	12	29	41	1.6	32	0	47	40	3	34	160	6.4



# TIFFANY DAVIS

**5-7 • Sophomore • Guard**  
**Houston, Texas • Westbury Christian**

- Has played in 14 games this season
- Scored a season-high four points in just four minutes at Alabama (Jan. 8), hitting a 3 for the second time in as many games
- Draining a 3 from the top of the key as the shot clock was winding down to help hold off Lady Tigers' rally late in first half at LSU (Jan. 4)
- Tied season high with three points, all on free throws, against Savannah State (Dec. 14)
- Made her season debut against Clemson (Nov. 20), hitting a second-half 3 and handing out a pair of assists in just eight minutes.

## 2014-15 Game-by-Game

Opponent	Date	GS	MIN	FG-A	3FG-A	FT-A	Reb	A	TO	B	S	TP
Southern Cal	11/15											
Clemson	11/20	8	1-2	1-2	0-0	0-1-1	2	0	0	0	0	3
San Diego St.	11/23	8	0-3	0-2	0-1	2-0-2	1	2	0	0	0	0
vs. Wisconsin	11/27	6	1-2	0-1	0-0	0-0-0	0	1	0	0	0	2
vs. Syracuse	11/28											
NC Central	12/1	6	0-1	0-1	0-0	0-1-1	1	0	0	0	0	0
Charlotte	12/4											
at Duke	12/7											
vs. Savannah St.	12/14	10	0-0	0-0	3-4	0-1-1	1	0	0	0	0	3
at Hampton	12/17	3	0-0	0-0	0-0	0-1-1	0	2	0	0	0	0
vs. C. Michigan	12/20	4	0-0	0-0	0-0	0-0-0	0	0	0	0	0	0
vs. Liberty	12/21	5	0-0	0-0	0-0	1-0-1	0	0	0	0	0	0
Auburn	1/2	1	0-0	0-0	0-0	0-0-0	0	0	0	0	0	0
at LSU	1/4	11	1-1	1-1	0-0	0-3-3	2	3	0	0	0	3
at Alabama	1/8	4	1-1	1-1	1-2	1-0-1	0	0	0	0	0	4
Kentucky	1/11	1	0-0	0-0	0-0	0-0-0	0	0	0	0	0	0
at Missouri	1/15											
at Florida	1/19	6	1-2	1-2	0-0	0-2-2	0	1	0	0	0	3
Texas A&M	1/26	4	0-1	0-1	2-2	0-2-2	0	0	0	0	0	2
Alabama	1/29											
at Ole Miss	2/1											
at Georgia	2/5											
at UConn	2/9											
LSU	2/12											
Vanderbilt	2/15											

## Career Stats at South Carolina

Year	GP	GS	Min	Avg	FG	FGA	Pct	3FG	FGA	Pct	FT	FTA	Pct	Off	Def	Tot	Avg	PF	FO	A	TO	Blk	Stl	Pts	Avg
2012-13	3	0	40	13.3	4	8	.500	1	4	.250	3	4	.750	1	3	4	1.3	2	0	4	2	0	5	12	4.0
2013-14	32	7	356	11.1	23	59	.390	12	30	.400	19	26	.731	5	27	32	1.0	29	0	29	40	1	4	77	2.4
2014-15	14	0	77	5.5	5	13	.385	4	11	.364	6	9	.667	4	11	15	1.1	5	0	7	9	0	0	20	1.4
<b>Career Totals</b>	<b>49</b>	<b>7</b>	<b>473</b>	<b>9.7</b>	<b>32</b>	<b>80</b>	<b>.400</b>	<b>17</b>	<b>45</b>	<b>.378</b>	<b>28</b>	<b>39</b>	<b>.718</b>	<b>10</b>	<b>41</b>	<b>51</b>	<b>1.0</b>	<b>36</b>	<b>0</b>	<b>40</b>	<b>51</b>	<b>1</b>	<b>9</b>	<b>109</b>	<b>2.2</b>

# #15

	Season	Career
10+ Points	0	1
5+ Assists	0	0
5+ Steals	0	1
Tm-High Pts.	0	0
Tm-High Assts.	0	0

Miscellaneous

Pts	11 vs. Ole Miss, 1/30/14
Rebs	6 at Arkansas, 1/2/14
Blks	1 vs. Charleston Southern, 11/8/13
Stls	5 vs. Elon, 11/9/12
Assts	3, 4x, last vs. SC State, 12/22/13
Min	30 at Arkansas, 1/2/14
FG	3 vs. Savannah State, 12/28/13
3FG	2, 3x, last vs. Ole Miss, 1/30/14
FT	5 vs. Ole Miss, 1/30/14

Career Highs

Pts	4 at Alabama, 1/8
Rebs	3 at LSU, 1/4
Blks	
Stls	
Assts	2, 2x, last at LSU, 1/4
Min	11 at LSU, 1/4
FG	1, 5x, last at Florida, 1/19
3FG	1, 4x, last at Florida, 1/19
FT	3 vs. Sav. St., 12/14

14-15 Season Highs

Pts	11 vs. Ole Miss, 1/30/14
Rebs	6 at Arkansas, 1/2/14
Blks	2 vs. Ole Miss, 1/30/14
Stls	
Assts	2, 4x, last at LSU, 1/4/15
Min	30 at Arkansas, 1/2/14
FG	2, 2x, last at Miss. St., 2/6/14
3FG	2 vs. Ole Miss, 1/30/14
FT	5 vs. Ole Miss, 1/30/14

SEC Career Highs



# ASIA DOZIER

**6-0 • Junior • Guard/Forward**  
**Columbia, S.C. • Spring Valley**

- Voted team captain
- Has played in every game, re-joining the starting lineup against Charlotte (Dec. 4)
- Has led team in assists three times – vs. Wisconsin, vs. Liberty, Auburn
- Has led team in scoring one time – at Duke
- Has scored in double figures three times
- Buried a clutch 3 from the top of the key after Missouri (Jan. 15) had pulled within two points in the second half
- Hit a 3 from the right corner midway through second half against Kentucky (Jan. 11) to allow Gamecocks to hold the lead
- Single-handedly held off the Crimson Tide for first four minutes at Alabama (Jan. 8), scoring eight of her SEC career-high 15 points to keep the game tied early ... best shooting game of the season, hitting 6-of-8 from the field, including 3-of-5 from 3-point range
- Tied for team-high honors with four assists against Auburn (Jan. 2), improving her career record as team's assist leader to 13-0, and hit early 3 to spark first-half offense
- Played solid all-around game against Liberty (Dec. 21), turning just 17 minutes on the floor into four rebounds, team-high four assists and three points
- Scored all of her team-high 11 points at #9/8 Duke (Dec. 7) in the second half of the comeback victory
- Made her first start of the season against Charlotte (Dec. 4) and struggled shooting the ball, but was solid defensively and handed out three assists
- Hit a 3 from the top of the arc to put the Gamecocks ahead of #22/22 Syracuse (Nov. 28) with under two minutes to play, her only points of the night
- Hit 3-of-5 from the field and handed out four assists in just 15 minutes against Wisconsin (Nov. 27)
- Dished out four assists in just 16 minutes against San Diego State (Nov. 23)
- Handed out four assists against Clemson in just 16 minutes (Nov. 20)

## 2014-15 Game-by-Game

Opponent	Date	GS	MIN	FG-A	3FG-A	FT-A	Reb	A	TO	B	S	TP
Southern Cal	11/15	14	0-3	0-2	0-0	0-0-0	1	2	0	0	0	0
Clemson	11/20	16	1-2	1-2	0-0	0-1-1	4	0	0	0	0	3
San Diego St.	11/23	16	2-3	1-2	0-1	0-0-0	4	1	0	1	5	
vs. Wisconsin	11/27	15	3-5	1-2	0-0	0-0-0	4	1	0	0	7	
vs. Syracuse	11/28	7	1-1	1-1	0-0	0-0-0	1	0	0	0	3	
NC Central	12/1	16	5-6	3-4	1-1	0-0-0	1	1	0	2	14	
Charlotte	12/4	*	18	0-4	0-3	0-0	0-0-0	3	1	0	1	0
at Duke	12/7	*	22	4-7	2-5	1-2	0-0-0	0	2	0	1	11
vs. Savannah St.	12/14	*	15	0-2	0-1	0-0	0-0-0	2	0	0	0	0
at Hampton	12/17	*	17	1-5	1-4	0-0	0-0-0	2	1	1	0	3
vs. C. Michigan	12/20	*	22	2-6	0-2	0-0	0-1-2	2	1	0	1	4
vs. Liberty	12/21	*	17	1-2	1-2	0-0	1-3-4	4	0	0	1	3
Auburn	1/2	*	16	2-6	1-3	0-0	0-0-0	4	2	0	1	5
at LSU	1/4	*	12	1-3	1-3	0-0	0-0-0	1	1	0	0	3
at Alabama	1/8	*	24	6-8	3-5	0-0	0-2-2	2	1	0	2	15
Kentucky	1/11	*	16	2-7	1-4	0-0	0-4-4	2	2	1	0	5
at Missouri	1/15	*	30	1-5	1-4	0-0	0-3-3	0	1	0	0	3
at Florida	1/19	*	14	1-2	0-1	0-0	0-0-0	0	0	0	0	2
Texas A&M	1/26	*	10	0-1	0-0	0-0	0-1-1	1	3	0	0	0
Alabama	1/29	*	15	1-3	1-3	2-2	0-1-1	3	0	0	1	5
at Ole Miss	2/1	*	11	0-1	0-1	0-0	0-1-1	2	1	0	0	0
at Georgia	2/5	*	19	0-4	0-4	0-0	0-4-4	0	1	1	0	0
at UConn	2/9	*	16	1-3	0-0	0-0	0-1-1	1	0	0	1	2
LSU	2/12	*	11	1-2	0-1	0-0	0-0-0	1	0	0	1	2
Vanderbilt	2/15	*	13	0-3	0-3	0-0	0-0-0	1	0	0	0	0

## Career Stats at South Carolina

Year	GP	GS	Min	Avg	FG	FGA	Pct	3FG	FGA	Pct	FT	FTA	Pct	Off	Def	Tot	Avg	PF	FO	A	TO	Blk	Stl	Pts	Avg
2012-13	31	0	398	12.8	28	134	.209	16	91	.176	11	24	.458	19	42	61	2.0	35	1	25	20	4	8	83	2.7
2013-14	34	32	911	26.8	72	211	.341	33	103	.320	28	44	.636	18	77	95	2.8	63	0	92	68	7	21	205	6.0
2014-15	25	19	402	16.1	36	94	.383	19	62	.306	4	6	.667	1	22	23	.9	17	0	47	22	3	13	95	3.8
<b>Career Totals</b>	<b>90</b>	<b>51</b>	<b>1711</b>	<b>19.0</b>	<b>136</b>	<b>439</b>	<b>.310</b>	<b>68</b>	<b>256</b>	<b>.266</b>	<b>43</b>	<b>74</b>	<b>.581</b>	<b>38</b>	<b>141</b>	<b>179</b>	<b>1.9</b>	<b>115</b>	<b>1</b>	<b>164</b>	<b>110</b>	<b>14</b>	<b>42</b>	<b>383</b>	<b>4.3</b>

# #31

	Season	Career
10+ Points	3	12
10+ Rebounds	0	1
5+ Assists	0	8
Tm-High Pts.	1	2
Tm-High Assts.	3	13

Miscellaneous

Pts	..... 16, 2x, last at San Diego St., 11/23/13
Rebs	..... 10 vs. Elon, 11/9/12
Blks	..... 1, 12x, last at Hampton, 12/17/14
Stls	..... 2, 6x, last vs. NC Central, 12/1/14
Assts	..... 6, 2x, last vs. Georgia, 3/7/14
Min	..... 40 at Arkansas, 1/2/14
FG	..... 6, 2x, last at Alabama, 1/8/15
3FG	..... 4 at San Diego St., 11/23/13
FT	..... 4, 2x, last vs. Oregon St., 3/25/14

Career Highs

Pts	..... 15 at Alabama, 1/8
Rebs	..... 4, 3x, last at Georgia, 2/5
Blks	..... 1, 3x, last at Georgia, 2/5
Stls	..... 2, 2x, last at Alabama, 1/8
Assts	..... 4, 5x, last vs. Auburn, 1/2
Min	..... 30 at Missouri, 1/15
FG	..... 6 at Alabama, 1/8
3FG	..... 3, 2x, last at Alabama, 1/8
FT	..... 2 vs. Alabama, 1/29

14-15 Season Highs

Pts	..... 15 at Alabama, 1/8/15
Rebs	..... 6, 2x, last vs. Florida, 2/23/14
Blks	..... 1, 8x, last at Georgia, 2/5/15
Stls	..... 2 at Alabama, 1/8/15
Assts	..... 6, 2x, last vs. Georgia, 3/7/14
Min	..... 40 at Arkansas, 1/2/14
FG	..... 6 at Alabama, 1/8/15
3FG	..... 3, 2x, last at Alabama, 1/8/15
FT	..... 2, 4x, last vs. Alabama, 1/29/15

SEC Career Highs





# KAYDRA DUCKETT

**5-8 • Freshman • Guard**  
**Columbia, S.C. • Dreher**

- Has played in 16 games this season, including nine SEC games
- Made her SEC debut at LSU (Jan. 4)
- Grabbed four rebounds in just seven minutes off the bench against Savannah State (Dec. 14)
- Scored first career points against NC Central (Dec. 1)
- Made her college debut against Clemson (Nov. 20), but was limited to three minutes with an ankle injury

# #3

### Career Highlights

No. 32 recruit in 2014 class (espnW)  
2014 High School All-America (McDonald's)

	Season	Career	Miscellaneous
<b>10+ Points</b>	0	0	
<b>5+ Assists</b>	0	0	
<b>5+ Steals</b>	0	0	
<b>Tim-High Pts.</b>	0	0	
<b>Tim-High Assts.</b>	0	0	

	Career Highs	Career Highs
<b>Pts</b> .....	2, 2x, last vs. Sav. St., 12/14/14	
<b>Rebs</b> .....	4 vs. Savannah St., 12/14/14	
<b>Blks</b> .....	1, 2x, last vs. C. Michigan, 12/20/14	
<b>Stls</b> .....	1, 3x, last at UConn, 2/9/15	
<b>Assts</b> .....	1, 2x, last vs. Sav. St., 12/14/14	
<b>Min</b> .....	7 vs. Savannah St., 12/14/14	
<b>FG</b> .....	1 vs. NC Central, 12/1/14	
<b>3FG</b> .....		
<b>FT</b> .....	2 vs. Savannah St., 12/14/14	

	SEC Highs	SEC Highs
<b>Pts</b> .....		
<b>Rebs</b> .....	1, 3x, last vs. Vanderbilt, 2/15/15	
<b>Blks</b> .....		
<b>Stls</b> .....		
<b>Assts</b> .....		
<b>Min</b> .....	4, 3x, last at Georgia, 2/5/15	
<b>FG</b> .....		
<b>FT</b> .....		

### 2014-15 Game-by-Game

Opponent	Date	GS	MIN	FG-A	3FG-A	FT-A	Reb	A	TO	B	S	TP
Southern Cal	11/15											
Clemson	11/20	3	0-0	0-0	0-0	0-0-0	1	0	0	0	0	0
San Diego St.	11/23											
vs. Wisconsin	11/27	2	0-0	0-0	0-0	0-0-0	0	0	0	0	0	0
vs. Syracuse	11/28											
NC Central	12/1	4	1-1	0-0	0-0	0-1-1	0	1	0	1	2	
Charlotte	12/4	1	0-0	0-0	0-0	0-0-0	0	0	0	0	0	
at Duke	12/7											
vs. Savannah St.	12/14	7	0-3	0-0	2-2	2-2-4	1	0	1	0	2	
at Hampton	12/17											
vs. C. Michigan	12/20	1	0-0	0-0	0-0	0-1-1	0	0	1	0	0	
vs. Liberty	12/21	4	0-1	0-0	0-0	0-0-0	0	0	0	1	0	
Auburn	1/2											
at LSU	1/4	1	0-0	0-0	0-0	0-0-0	0	0	0	0	0	
at Alabama	1/8	4	0-0	0-0	0-0	0-1-1	0	0	0	0	0	
Kentucky	1/11											
at Missouri	1/15											
at Florida	1/19	4	0-1	0-0	0-0	0-0-0	0	0	0	0	0	
Texas A&M	1/26	2	0-0	0-0	0-0	0-0-0	0	0	0	0	0	
Alabama	1/29	3	0-1	0-1	0-0	0-0-0	0	0	0	0	0	
at Ole Miss	2/1	1	0-0	0-0	0-0	0-0-0	0	0	0	0	0	
at Georgia	2/5	4	0-1	0-0	0-2	0-1-1	0	0	0	0	0	
at UConn	2/9	1	0-1	0-0	0-0	1-0-1	0	0	0	1	0	
LSU	2/12											
Vanderbilt	2/15	3	0-2	0-0	0-0	1-0-1	0	0	0	0	0	

### Career Stats at South Carolina

Year	GP	GS	Min	Avg	FG	FGA	Pct	3FG	FGA	Pct	FT	FTA	Pct	Off	Def	Tot	Avg	PF	FO	A	TO	Blk	Stl	Pts	Avg
2014-15	16	0	44	2.8	1	11	.091	0	1	.000	2	4	.500	4	6	10	0.6	4	0	2	1	2	3	4	0.3



# INDIA FARMER

**6-0 • Sophomore • Forward**  
**N. Myrtle Beach, S.C. • N. Myrtle Beach**

- Has played in 13 games this season, including five SEC games
- Added a pair of free throws to win at Florida (Jan. 19)
- Scored first point of the season with a free throw against San Diego State (Nov. 23)
- Made season debut vs. Clemson (Nov. 20)

## 2014-15 Game-by-Game

Opponent	Date	GS	MIN	FG-A	3FG-A	FT-A	Reb	A	TO	B	S	TP
Southern Cal	11/15											
Clemson	11/20	4	0-0	0-0	0-0	1-0-1	0	0	0	0	0	0
San Diego St.	11/23	3	0-0	0-0	1-2	0-0-0	0	0	0	0	0	1
vs. Wisconsin	11/27	2	0-0	0-0	0-0	0-0-0	0	0	0	0	0	0
vs. Syracuse	11/28											
NC Central	12/1	2	0-0	0-0	0-0	1-1-2	0	0	0	0	0	0
Charlotte	12/4	2	0-0	0-0	0-0	0-0-0	0	1	0	0	0	0
at Duke	12/7											
vs. Savannah St.	12/14	4	0-2	0-2	1-2	1-1-2	0	0	0	0	0	1
at Hampton	12/17											
vs. C. Michigan	12/20	1	0-0	0-0	0-0	0-0-0	0	0	0	0	0	0
vs. Liberty	12/21	4	0-0	0-0	0-0	0-0-0	0	0	0	0	0	0
Auburn	1/2	2	0-0	0-0	0-0	0-1-1	0	0	0	0	0	0
at LSU	1/4	2	0-0	0-0	0-0	0-0-0	0	0	0	0	0	0
at Alabama	1/8	4	0-1	0-0	0-0	1-0-1	0	0	0	0	0	0
Kentucky	1/11											
at Missouri	1/15											
at Florida	1/19	4	0-0	0-0	2-2	0-0-0	0	0	0	1	2	
Texas A&M	1/26											
Alabama	1/29											
at Ole Miss	2/1	1	0-0	0-0	0-0	0-0-0	0	0	0	0	0	0
at Georgia	2/5											
at UConn	2/9											
LSU	2/12											
Vanderbilt	2/15											

## Career Stats at South Carolina

Year	GP	GS	Min	Avg	FG	FGA	Pct	3FG	FGA	Pct	FT	FTA	Pct	Off	Def	Tot	Avg	PF	FO	A	TO	Blk	Stl	Pts	Avg
2013-14	18	0	48	2.7	2	7	.286	2	4	.500	0	0	—	2	4	6	0.3	4	0	0	1	1	0	6	0.3
2014-15	13	0	34	2.6	0	3	.000	0	2	.000	4	6	.667	4	3	7	0.5	1	0	0	1	0	1	4	0.3
<b>Career Totals</b>	<b>31</b>	<b>0</b>	<b>82</b>	<b>2.6</b>	<b>2</b>	<b>10</b>	<b>.200</b>	<b>2</b>	<b>6</b>	<b>.333</b>	<b>4</b>	<b>6</b>	<b>.667</b>	<b>6</b>	<b>7</b>	<b>13</b>	<b>0.4</b>	<b>5</b>	<b>0</b>	<b>0</b>	<b>2</b>	<b>1</b>	<b>1</b>	<b>10</b>	<b>0.3</b>

# #0

	Season	Career	Miscellaneous
10+ Points	0	0	
10+ Rebounds	0	0	
5+ Blocks	0	0	
Tm-High Pts.	0	0	
Tm-High Rebs.	0	0	

	Career Highs
Pts	3, 2x, last vs. Alabama, 1/19/14
Rebs	3 vs. NC Central, 12/2/13
Blks	1 vs. Savannah State, 12/28/13
Stls	1 at Florida, 1/19/15
Assts	
Min	11 vs. NC Central, 12/2/13
FG	1, 2x, last vs. Alabama, 1/19/14
3FG	1, 2x, last vs. Alabama, 1/19/14
FT	2 at Florida, 1/19/15

	14-15 Season Highs
Pts	2 at Florida, 1/19
Rebs	2, 2x, last vs. Sav. St., 12/14
Blks	
Stls	1 at Florida, 1/19
Assts	
Min	4, 5x, last at Florida, 1/19
FG	
3FG	
FT	2 at Florida, 1/19

	SEC Career Highs
Pts	3 vs. Alabama, 1/19/14
Rebs	1, 4x, last at Alabama, 1/8/15
Blks	
Stls	1 at Florida, 1/19/15
Assts	
Min	4, 2x, last at Florida, 1/19/15
FG	1 vs. Alabama, 1/19/14
3FG	
FT	2 at Florida, 1/19



# OLIVIA GAINES

**5-7 • Senior • Guard**  
**Chester, S.C. • Louisburg College (N.C.)**

- Has played in all but one contest this season, notching one start (San Diego State)
- Had a perfect shooting night (2-2 FG, 2-2 FT) en route to SEC career-high six points against Alabama (Jan. 29)
- Tied her SEC career high with three assists at Alabama (Jan. 8)
- Saw a season-high 19 minutes at LSU (Jan. 4) dishing out all three of her assists in the first half while Sessions was out with foul trouble
- Was integral to 10-0 second-half run that stopped Auburn (Jan. 2) from coming back after pulling within eight with 12 minutes to play, scoring the first and last points of the spurt in addition to usual defensive pressure
- Matched her career high with three steals against Liberty (Dec. 21), all in the second half, while also handing out three assists in the final 20 minutes of action
- Picked up two steals in just one minute of high-pressure defense at #9/8 Duke (Dec. 7), including the one with 12 seconds left and the Gamecocks down by one, then called a timeout to set up the winning play
- Handed out three assists in just 12 minutes against Wisconsin (Nov. 27)
- Drew her second career start against San Diego State (Nov. 23), picking up a pair of steals
- Came off the bench for one minute of high-pressure defense late in the opener against Southern Cal (Nov. 15)

## 2014-15 Game-by-Game

Opponent	Date	GS	MIN	FG-A	3FG-A	FT-A	Reb	A	TO	B	S	TP
Southern Cal	11/15	1	0-0	0-0	0-0	0-0	0	0	0	0	0	0
Clemson	11/20	10	0-4	0-0	0-0	3-2-5	2	2	0	1	0	0
San Diego St.	11/23	*	16	0-2	0-0	0-0	1-1-2	1	2	0	2	0
vs. Wisconsin	11/27	12	0-1	0-0	0-0	0-1-1	3	0	0	2	0	0
vs. Syracuse	11/28	2	0-0	0-0	0-0	0-0-0	0	0	0	0	0	0
NC Central	12/1	7	2-3	0-0	0-0	0-1-1	0	1	0	0	0	4
Charlotte	12/4	1	0-0	0-0	0-0	0-0-0	0	0	0	0	0	0
at Duke	12/7	1	0-0	0-0	0-0	0-0-0	0	0	0	2	0	0
vs. Savannah St.	12/14	15	0-3	0-0	2-2	2-2-4	1	0	0	0	0	2
at Hampton	12/17	6	0-0	0-0	0-0	0-0-0	0	0	0	0	0	0
vs. C. Michigan	12/20	9	1-2	0-0	0-0	1-1-2	0	0	0	0	0	2
vs. Liberty	12/21	14	1-5	0-1	0-0	0-1-1	3	1	0	3	2	0
Auburn	1/2	16	1-1	0-0	1-2	0-1-1	1	1	0	1	3	0
at LSU	1/4	19	1-3	0-0	0-0	0-0-0	3	1	0	2	2	2
at Alabama	1/8	13	1-2	0-1	0-0	1-0-1	3	0	0	0	0	2
Kentucky	1/11	— DNP (Coach's Decision) —										
at Missouri	1/15	2	0-0	0-0	0-0	0-0-0	0	0	0	0	0	0
at Florida	1/19	6	0-0	0-0	1-2	1-1-2	1	1	0	0	0	1
Texas A&M	1/26	7	0-1	0-0	0-0	0-0-0	0	0	0	0	0	0
Alabama	1/29	9	2-2	0-0	2-2	0-0-0	0	0	0	1	6	0
at Ole Miss	2/1	3	0-0	0-0	0-0	0-0-0	0	0	0	0	0	0
at Georgia	2/5	10	1-2	0-0	0-0	0-1-1	1	0	0	0	2	0
at UConn	2/9	1	0-1	0-0	0-0	0-1-1	0	0	0	0	0	0
LSU	2/12	3	0-0	0-0	0-0	0-0-0	1	0	0	0	0	0
Vanderbilt	2/15	13	0-1	0-0	0-0	1-2-3	1	1	0	0	0	0

## Career Stats at South Carolina

Year	GP	GS	Min	Avg	FG	FGA	Pct	3FG	FGA	Pct	FT	FTA	Pct	Off	Def	Tot	Avg	PF	FO	A	TO	Blk	Stl	Pts	Avg
2013-14	32	1	309	9.7	23	48	.479	1	2	.500	19	26	.731	12	31	43	1.3	32	0	34	14	3	20	66	2.1
2014-15	24	1	196	8.2	10	33	.303	0	2	.000	6	8	.750	10	15	25	1.0	19	0	21	10	0	14	26	1.1
<b>Career Totals</b>	<b>56</b>	<b>2</b>	<b>505</b>	<b>9.0</b>	<b>33</b>	<b>81</b>	<b>.407</b>	<b>1</b>	<b>4</b>	<b>.250</b>	<b>25</b>	<b>34</b>	<b>.735</b>	<b>22</b>	<b>46</b>	<b>68</b>	<b>1.2</b>	<b>51</b>	<b>0</b>	<b>55</b>	<b>24</b>	<b>3</b>	<b>34</b>	<b>92</b>	<b>1.6</b>

# #2

## Career Highlights

2013 WBCA JUCO Player of the Year  
2013 NJCAA All-America

	Season	Career	Miscellaneous
10+ Points	0	0	
10+ Rebounds	0	0	
5+ Assists	0	1	
Tim-High Pts.	0	0	
Tim-High Assts.	0	1	

	Career Highs
Pts	7 vs. Savannah St., 12/28/13
Rebs	5, 2x, last vs. Clemson, 11/20/14
Blks	1, 3x, last vs. Florida, 2/23/14
Stls	3, 2x, last vs. Liberty, 12/21/14
Assts	5 vs. Charleston Southern, 11/8/13
Min	23 vs. Alabama, 1/19/14
FG	3 vs. Savannah St., 12/28/13
3FG	1 at Texas A&M, 1/16/14
FT	3 vs. Arkansas, 2/9/14

	14-15 Season Highs
Pts	6 vs. Alabama, 1/29
Rebs	5 vs. Clemson, 11/20
Blks	
Stls	3 vs. Liberty, 12/21
Assts	3, 4x, last at Alabama, 1/8
Min	19 at LSU, 1/4
FG	2, 2x, last vs. Alabama, 1/29
3FG	
FT	2, 2x, last vs. Alabama, 1/29

	SEC Career Highs
Pts	6 vs. Alabama, 1/29/15
Rebs	3, 2x, last vs. Vanderbilt, 2/15/15
Blks	1 vs. Florida, 2/23/14
Stls	2, 2x, last at LSU, 1/4/15
Assts	3, 3x, last at Alabama, 1/8/15
Min	23 vs. Alabama, 1/19/14
FG	2, 4x, last vs. Alabama, 1/29/15
3FG	1 at Texas A&M, 1/16/14
FT	3 vs. Arkansas, 2/9/14



# ELEM IBIAM

**6-4 • Senior • Center**  
**Fayetteville, Ga. • Fayette County**

- Voted team captain for second time in her career (2013-14)
- Is second in school history with 153 career blocked shots, trailing only Lakesha Tolliver's record of 177 (2004-07)
- Has started every game this season, not missing a start since the first of her career in the 2013-14 season opener (59 games)
- Is 15th in the SEC in blocked shots per game (0.9)
- Has scored in double figures seven times, including one 20-point game
- Has led the team in rebounds once – vs. Central Michigan
- Posted four of team's first six points against LSU (Feb. 12) to help offense get started
- Scored the Gamecocks' first eight points of the second half after Ole Miss (Feb. 1) had cut lead to three
- Tied the Alabama (Jan. 29) game early to launch a 14-0 run that opened up the game in the first eight minutes
- Put back an offensive rebound four minutes into the second half against #10/11 Kentucky (Jan. 11) to give Gamecocks their first lead since early in the 9:00 mark of the first half
- Posted nine of her 11 points against Auburn (Jan. 2) in the second half to help hold off the charging Tigers
- Scored her 11 points against Liberty (Dec. 21) efficiently, hitting 5-of-6 from the field
- Posted her second career double-double – first of this season – against Central Michigan (Dec. 20) in just 18 minutes on the court
- Pulled in four of her seven rebounds at Hampton (Dec. 17) on the offensive end.
- Netted career-high 21 points against Savannah State (Dec. 14), including four points during early run, five during late first-half spurt and first four points of the second half
- Dominated the opening minutes against Charlotte (Dec. 4), scoring six of the Gamecocks' first eight points en route to a perfect 7-of-7 shooting night – the second of her career tied for fourth-best perfect night in Colonial Life Arena history
- Was efficient in 20 minutes against NC Central (Dec. 1), hitting 4-of-5 from the field and blocking a season-high three shots
- Pulled down seven rebounds, including four offensive against Wisconsin (Nov. 27)

## 2014-15 Game-by-Game

Opponent	Date	GS	MIN	FG-A	3FG-A	FT-A	Reb	A	TO	B	S	TP
Southern Cal	11/15	*	22	2-3	0-0	1-2	2-4-6	0	0	1	1	5
Clemson	11/20	*	18	1-2	0-0	1-1	0-3-3	0	2	2	0	3
San Diego St.	11/23	*	14	1-3	0-0	2-2	1-1-2	0	0	0	1	4
vs. Wisconsin	11/27	*	17	4-6	0-0	0-0	4-3-7	0	3	2	1	8
vs. Syracuse	11/28	*	15	0-4	0-0	0-0	2-1-3	2	2	1	0	0
NC Central	12/1	*	20	4-5	0-0	2-5	1-3-4	0	0	3	0	10
Charlotte	12/4	*	19	7-7	0-0	2-3	1-2-3	1	1	0	0	16
at Duke	12/7	*	18	4-7	0-0	0-1	2-3-5	1	1	1	0	8
vs. Savannah St.	12/14	*	18	7-9	0-0	7-8	2-2-4	0	0	1	0	21
at Hampton	12/17	*	25	1-5	0-0	2-4	4-3-7	2	4	1	0	4
vs. C. Michigan	12/20	*	18	5-12	0-0	0-1	6-6-12	1	0	2	0	10
vs. Liberty	12/21	*	17	5-6	0-0	1-2	2-3-5	0	1	1	0	11
Auburn	1/2	*	19	5-8	0-0	1-2	2-0-2	0	1	1	0	11
at LSU	1/4	*	18	1-2	0-0	0-0	0-4-4	1	0	1	1	2
at Alabama	1/8	*	15	2-3	0-0	0-0	1-2-3	0	1	0	0	4
Kentucky	1/11	*	16	3-4	0-0	2-2	1-3-4	0	0	0	0	8
at Missouri	1/15	*	14	0-3	0-0	0-0	1-2-3	0	3	2	0	0
at Florida	1/19	*	14	2-4	0-0	0-0	0-3-3	0	1	1	0	4
Texas A&M	1/26	*	17	3-4	0-0	0-0	1-2-3	0	1	1	0	6
Alabama	1/29	*	22	2-4	0-0	2-2	0-4-4	0	0	0	1	6
at Ole Miss	2/1	*	14	4-5	0-0	2-2	1-0-1	1	1	0	0	10
at Georgia	2/5	*	24	3-6	0-0	2-2	1-2-3	0	5	2	0	8
at UConn	2/9	*	14	0-0	0-0	0-0	1-2-3	0	2	0	0	0
LSU	2/12	*	14	2-5	0-0	2-2	1-3-4	0	3	0	0	6
Vanderbilt	2/15	*	17	4-8	0-0	1-1	1-3-4	1	0	0	0	9

## Career Stats at South Carolina

Year	GP	GS	Min	Avg	FG	FGA	Pct	3FG	FGA	Pct	FT	FIA	Pct	Off	Def	Tot	Avg	PF	FO	A	TO	Blk	Stl	Pts	Avg
2011-12	25	0	197	7.9	26	59	.441	0	1	.000	22	35	.629	34	40	74	3.0	33	0	4	16	17	2	74	3.0
2012-13	30	0	472	15.7	64	131	.489	0	0	—	32	64	.500	52	83	135	4.5	48	1	8	20	30	11	160	5.3
2013-14	34	34	794	23.4	128	238	.538	0	0	—	67	102	.657	59	148	207	6.1	94	3	12	51	83	13	323	9.5
2014-15	25	25	439	17.6	72	125	.576	0	0	—	30	42	.714	38	64	102	4.1	55	1	10	32	23	5	174	7.0
<b>Career Totals</b>	<b>114</b>	<b>59</b>	<b>1902</b>	<b>16.7</b>	<b>290</b>	<b>553</b>	<b>.524</b>	<b>0</b>	<b>1</b>	<b>.000</b>	<b>151</b>	<b>243</b>	<b>.621</b>	<b>183</b>	<b>335</b>	<b>518</b>	<b>4.6</b>	<b>230</b>	<b>5</b>	<b>34</b>	<b>119</b>	<b>153</b>	<b>31</b>	<b>731</b>	<b>6.4</b>

# #33

### Career Highlights

2014 SEC All-Defensive Team  
2014 SEC Women's Basketball Community Service Team

	Season	Career	Miscellaneous
Double-Double	1	2	
20+ Points	1	1	
10+ Points	7	32	
10+ Rebounds	1	4	
5+ Blocks	0	7	
Tm-High Pts.	0	6	
Tm-High Rebs.	1	12	

	Career Highs
Pts	21 vs. Savannah St., 12/14/14
Rebs	12 at Texas A&M, 1/16/14
Blks	7 at Miss. State, 2/6/14
Stls	2, 4x, last vs. North Carolina, 12/18/13
Assts	3 vs. South Dakota St., 3/23/13
Min	34 at Texas A&M, 1/16/14
FG	8 vs. Alabama, 3/7/13
FT	8 vs. Seton Hall, 11/17/13

	14-15 Season Highs
Pts	21 vs. Savannah St., 12/14
Rebs	12 vs. C. Michigan, 12/20
Blks	3 vs. NC Central, 12/1
Stls	1, 5x, last vs. Alabama, 1/29
Assts	2, 2x, last at Hampton, 12/17
Min	25 at Hampton, 12/17
FG	7, 2x, last vs. Savannah St., 12/14
FT	7 vs. Savannah St., 12/14

	SEC Career Highs
Pts	18 vs. Alabama, 1/19/14
Rebs	12 at Texas A&M, 1/16/14
Blks	7 at Miss. State, 2/6/14
Stls	1, 6x, last vs. Alabama, 1/29/15
Assts	2 at Texas A&M, 1/16/14
Min	34 at Texas A&M, 1/16/14
FG	8 vs. Alabama, 3/7/13
3FG	—
FT	5, 2x, last vs. Vanderbilt, 1/5/14



# TIFFANY MITCHELL

**5-9 • Junior • Guard**  
**Charlotte, N.C. • Providence Day**

- Voted team captain
- Ranks fifth in SEC in scoring, third in 3s made per game (1.9), first in FG percentage, fourth in FT percentage
- Has scored in double figures a team-high 21 times, including four games of 20 or more points
- Has been the team's top scorer 10 times – Southern Cal, San Diego St., Syracuse, at Hampton, vs. Central Michigan, Kentucky, at Missouri, at Florida, at UConn, Vanderbilt
- Has led the team in assists seven times – Clemson, at Duke, Auburn, Kentucky, Texas A&M, at Georgia, at UConn
- Scored seven points and swiped two steals in opening three minutes against Vanderbilt (Feb. 15), adding four more points to a 7-2 run that broke a 15-15 tie midway through the first half
- Tied for team-high scoring honors at #2/2 UConn (Feb. 9), including seven of the team's first 18 points
- Scored seven points in an 8-0 first-half run at Ole Miss (Feb. 1) that turned the game around as Gamecocks went from a nine-point deficit to a seven-point halftime lead in the final 7:17 of the period
- Hit four straight free throws after #12/10 Texas A&M (Jan. 26) pulled with two in the second half and was involved in both of next two plays that established a 10-point lead team would not yield
- Scored six of her team-high 18 points at Florida (Jan. 19) during an 8-0 run in the second half, including back-to-back layups off two of her four steals in the game
- Struggled from the field at Missouri (Jan. 15), but still delivered in the clutch, hitting a 3 each time the Tigers got within three late in the second half
- Scored 10 of the team's last 13 points in win over #10/11 Kentucky (Jan. 11), including eight straight free throws to hold the Wildcats at bay
- Missed her first three 3-point attempts at Alabama (Jan. 8), all in the first 10 minutes, but buried her next three en route to 16 points and 60.0 percent shooting, including 50.0 percent from outside
- Hit 4-of-4 from 3-point range in first half alone at Hampton (Dec. 17) en route to tying career high of 6 3s and her third 20-point game of the season
- Erased a tough shooting day at #9/8 Duke (Dec. 9) with a second-look 3-pointer that brought the Gamecocks within one with 19 seconds to play ... was solid defensively throughout the game as well
- Swiped a career-high seven steals against NC Central (Dec. 1)

# #25

## Career Highlights

- 2015 Capital One Academic All-District 4
- 2015 Wooden Midseason Top 20, Naismith Mid 30
- 2015 Wade and Dawn Staley Award Watch Lists, Wooden Award Preseason Top 30 and Naismith Trophy Top 50
- 2014 Subway All-Classic Team
- 2014 Junkanoo Jam, Lucaya Division All-Tournament No. 4 Player in the Nation, espnW (2014-15)
- 2015 Preseason All-America (AP, Sports Illustrated, ESPN)
- 2015 Preseason SEC Player of the Year (Coaches, Media)
- 2015 Preseason All-SEC (Coaches, Media)
- 2014 WBCA All-America
- 2014 All-America Third Team (AP, Full Court)
- 2014 Wooden Award Final Ballot, Wade Trophy Watch List, Dawn Staley Award Watch List
- 2014 WBCA All-Region 3
- 2014 SEC Player of the Year (Coaches)
- 2014 All-SEC First Team (Coaches, AP)
- 2014 SEC All-Defensive Team
- 2013 SEC All-Freshman Team

	Season	Career	Miscellaneous
Double-Double	0	4	
20+ Points	4	12	
10+ Points	21	67	
5+ Assists	1	8	
5+ Steals	2	7	
Tm-High Pts.	10	30	
Tm-High Assts.	7	24	

	Career Highs
Pts	25 vs. Georgia, 2/27/14
Rebs	11, 5x, last at Arkansas, 1/2/14
Stls	7 vs. NC Central, 12/1/14
Assts	9 at San Diego State, 11/23/13
Min	40 vs. Syracuse, 11/28/14
FG	8, 5x, last vs. Vanderbilt, 2/15/15
3FG	6, 2x, last at Hampton, 12/17/14
FT	13 vs. CSU Northridge, 3/23/14

	14-15 Season Highs
Pts	21 vs. Syracuse, 11/28
Rebs	8, Syracuse, 11/28
Stls	7 vs. NC Central, 12/1
Assts	5 vs. Clemson, 11/20
Min	40 vs. Syracuse, 11/28
FG	8, 3x, last vs. Vanderbilt, 2/15
3FG	6, 2x, last at Hampton, 12/17
FT	11 vs. Kentucky, 1/11

	SEC Career Highs
Pts	25 vs. Georgia, 2/27/14
Rebs	11, 5x, last at Arkansas, 1/2/14
Stls	6 at Auburn, 1/12/14
Assts	8, 2x, last vs. Ole Miss, 1/30/14
Min	39 vs. Kentucky, 1/9/14
FG	8, 4x, last vs. Vanderbilt, 2/15/15
3FG	3, 2x, last at LSU, 1/4/15
FT	11 vs. Kentucky, 1/11/15

## 2014-15 Game-by-Game

Opponent	Date	GS	MIN	FG-A	3FG-A	FT-A	Reb	A	TO	B	S	TP
Southern Cal	11/15	*	38	4-10	0-3	10-12	1-1-2	4	6	0	1	18
Clemson	11/20	*	25	6-8	3-4	0-0	0-0-0	5	1	0	3	15
San Diego St.	11/23	*	18	6-8	6-6	2-2	0-2-2	3	2	0	1	20
vs. Wisconsin	11/27	*	26	2-7	1-3	2-2	0-3-3	3	1	0	2	7
vs. Syracuse	11/28	*	40	6-13	3-8	6-8	4-4-8	3	1	0	1	21
NC Central	12/1	*	24	6-8	1-3	1-2	0-3-3	4	1	0	7	14
Charlotte	12/4	*	28	3-6	1-3	2-2	1-0-1	2	4	0	1	9
at Duke	12/7	*	31	2-10	1-4	2-3	0-3-3	4	3	0	1	7
vs. Savannah St.	12/14	*	21	6-7	1-1	2-2	0-2-2	2	0	1	1	15
at Hampton	12/17	*	30	7-10	6-8	0-0	1-3-4	3	1	0	0	20
vs. C. Michigan	12/20	*	24	7-10	3-6	1-2	1-3-4	2	4	0	5	18
vs. Liberty	12/21	*	23	6-11	2-3	0-0	0-1-1	2	0	0	0	14
Auburn	1/2	*	26	1-9	1-4	4-4	0-1-1	4	2	0	2	7
at LSU	1/4	*	24	7-12	3-6	0-0	0-4-4	2	4	0	1	17
at Alabama	1/8	*	26	6-10	3-6	1-1	0-1-1	3	0	0	1	16
Kentucky	1/11	*	33	4-13	0-5	11-12	3-2-5	4	1	0	0	19
at Missouri	1/15	*	34	8-14	2-5	1-2	1-5-6	1	2	2	3	19
at Florida	1/19	*	23	8-10	1-1	1-1	0-0-1	1	1	0	4	18
Texas A&M	1/26	*	33	5-12	0-2	6-6	1-1-2	3	1	0	2	16
Alabama	1/29	*	26	4-10	0-1	3-3	2-2-4	2	1	0	1	11
at Ole Miss	2/1	*	33	4-10	2-3	1-3	1-4-5	1	2	0	1	11
at Georgia	2/5	*	29	5-11	2-4	2-2	1-2-3	3	1	0	2	14
at UConn	2/9	*	37	6-12	3-4	2-3	2-2-4	3	3	0	2	17
LSU	2/12	*	28	5-9	1-2	0-0	0-2-2	4	4	1	3	11
Vanderbilt	2/15	*	26	8-12	1-4	3-4	2-1-3	1	4	0	4	20

## Career Stats at South Carolina

Year	GP	GS	Min	Avg	FG	FGA	Pct	3FG	FGA	Pct	FT	FTA	Pct	Off	Def	Tot	Avg	PF	FO	A	TO	Blk	Stl	Pts	Avg
2012-13	33	30	927	28.1	107	282	.379	22	60	.367	68	111	.613	60	109	169	5.1	64	1	43	82	4	44	304	9.2
2013-14	34	34	1066	31.4	165	335	.493	40	74	.541	157	198	.793	41	149	190	5.6	63	0	118	97	8	62	527	15.5
2014-15	25	25	706	28.2	132	252	.524	47	99	.475	63	76	.829	21	52	73	2.9	39	0	69	50	4	49	374	15.0
<b>Career Totals</b>	<b>92</b>	<b>89</b>	<b>2699</b>	<b>29.3</b>	<b>404</b>	<b>869</b>	<b>.465</b>	<b>109</b>	<b>233</b>	<b>.468</b>	<b>288</b>	<b>385</b>	<b>.748</b>	<b>122</b>	<b>310</b>	<b>432</b>	<b>4.7</b>	<b>166</b>	<b>1</b>	<b>230</b>	<b>229</b>	<b>16</b>	<b>155</b>	<b>1205</b>	<b>13.1</b>



# TINA ROY

5-11 • Junior • Guard  
Kaplan, La. • Kaplan

# #23

- Has played in all but one game this season
- Has committed multiple turnovers in a game just seven times this season
- Has scored in double figures twice
- Has led the team in assists five times – Southern Cal, Syracuse, Savannah State, Central Michigan, at LSU
- Shot 5-of-9 (.556) from 3-point range over last three games
- Averaged 9.0 points and 3.0 assists over last two games
- Matched SEC career high with three 3s against Vanderbilt (Feb. 15), including first one as part of 7-2 run that broke open tie midway through first half and second that stopped an 8-2 Vandy run that opened second half
- Buried the first of two 3s at #22/21 Georgia (Feb. 5) to help spark 14-2 run that broke open 7-7 tie midway through the first half
- Hit timely 3-pointer against Texas A&M (Jan. 26) to stop Aggie run and push lead double digits midway through second half
- Scored nine of her 11 points at Alabama (Jan. 8) in the second half as Gamecocks keep the pressure on the Crimson Tide ... was perfect 3-of-3 from outside the arc
- Hit a pair of 3s in the first half at LSU (Jan. 4), the first of which helped hold off a Lady Tigers' rally
- Became first Gamecock to hand out double-digit assists in the Dawn Staley era with 10 against Savannah State (Dec. 14) while also rebounding well with seven boards
- Hit three 3s against Charlotte (Dec. 4), including two during the late first-half run that turned a two-point lead into an 18-point halftime advantage
- Averaged 9.5 points in just 17.0 minutes over two games at the Junkanoo Jam (Nov. 27-28)
- Hit four 3s against #22/22 Syracuse (Nov. 28), including two during the key 18-4 run that rallied the Gamecocks for the win, and dished out five assists as well
- Provided steady point guard play off the bench against Southern Cal (Nov. 15), handing out six assists to get the inside game going and hitting 3-of-5 from behind the arc

	Season	Career
10+ Points	2	9
5+ Assists	3	5
5+ Steals	0	0
Tm-High Pts.	0	2
Tm-High Assts.	5	8

Miscellaneous

Pts	15 vs. Presbyterian, 11/27/11
Rebs	8 at Mississippi State, 2/6/14
Stls	3 vs. Southern Cal, 11/15/14
Assts	10 vs. Savannah St., 12/14/14
Min	31 vs. Vanderbilt, 1/5/14
FG	5, 3x, last, vs. Kentucky, 1/9/13
3FG	5 vs. Presbyterian, 11/27/11
FT	4 at Southern Cal, 11/25/13

Career Highs

Pts	12 vs. Syracuse, 11/28
Rebs	7 vs. Savannah St., 12/14
Stls	3 vs. Southern Cal, 11/15
Assts	10 vs. Savannah St., 12/14
Min	25 vs. Southern Cal, 11/15
FG	4, 2x, last at Alabama, 1/8
3FG	4 vs. Syracuse, 11/28
FT	1 at Ole Miss, 2/1/15

14-15 Season Highs

Pts	11, 3x, last at Alabama, 1/8/15
Rebs	8 at Mississippi State, 2/6/14
Stls	1, 7x, last vs. LSU, 2/12/15
Assts	4, 3x, last vs. Vanderbilt, 2/15/15
Min	31 vs. Vanderbilt, 1/5/14
FG	5 vs. Kentucky, 1/9/14
3FG	3, 4x, last vs. Vanderbilt, 2/15/15
FT	3 vs. Georgia, 2/27/14

SEC Career Highs

## 2014-15 Game-by-Game

Opponent	Date	GS	MIN	FG-A	3FG-A	FT-A	Reb	A	TO	B	S	TP
Southern Cal	11/15	25	3-5	3-5	0-0	0-2-2	6	2	1	3	9	
Clemson	11/20	— DNP (Coach's Decision) —										
San Diego St.	11/23	19	2-7	1-4	0-0	0-3-3	2	1	0	1	5	
vs. Wisconsin	11/27	12	3-6	1-3	0-0	0-4-4	2	1	0	0	7	
vs. Syracuse	11/28	22	4-10	4-9	0-0	2-0-2	5	0	0	0	12	
NC Central	12/1	13	0-1	0-1	0-0	0-2-2	3	1	0	1	0	
Charlotte	12/4	23	3-5	3-5	0-0	0-1-1	3	1	0	0	9	
at Duke	12/7	7	0-1	0-1	0-0	0-1-1	0	1	0	0	0	
vs. Savannah St.	12/14	18	0-2	0-2	0-0	0-7-7	10	2	0	0	0	
at Hampton	12/17	14	0-4	0-3	0-0	0-2-2	1	1	1	0	0	
vs. C. Michigan	12/20	15	1-3	0-2	0-0	1-1-2	4	1	0	0	2	
vs. Liberty	12/21	14	2-3	1-1	0-0	1-2-3	1	0	0	0	5	
Auburn	1/2	11	1-1	1-1	0-0	0-1-1	2	3	0	0	3	
at LSU	1/4	21	2-6	2-6	0-0	0-1-1	4	3	0	0	6	
at Alabama	1/8	15	4-4	3-3	0-0	0-2-2	1	1	0	0	11	
Kentucky	1/11	10	1-4	0-1	0-0	0-1-1	1	2	0	0	2	
at Missouri	1/15	8	0-4	0-4	0-0	1-0-1	1	1	0	0	0	
at Florida	1/19	19	2-4	1-3	0-0	0-1-1	3	1	0	0	5	
Texas A&M	1/26	15	2-2	1-1	0-0	0-1-1	2	1	0	0	5	
Alabama	1/29	19	2-5	1-4	0-0	0-1-1	1	1	0	1	5	
at Ole Miss	2/1	7	0-1	0-0	1-2	0-1-1	1	0	0	0	1	
at Georgia	2/5	20	2-5	2-4	0-0	0-2-2	0	1	0	0	6	
at UConn	2/9	6	0-3	0-0	0-0	0-0-0	0	2	0	0	0	
LSU	2/12	15	3-5	3-5	0-0	0-2-2	2	0	0	1	9	
Vanderbilt	2/15	18	3-4	3-4	0-0	0-2-2	4	2	0	0	9	

## Career Stats at South Carolina

Year	GP	GS	Min	Avg	FG	FGA	Pct	3FG	FGA	Pct	FT	FTA	Pct	Off	Def	Tot	Avg	PF	FO	A	TO	Blk	Stl	Pts	Avg	
2011-12	34	0	383	11.3	53	181	.293	32	127	.252	10	22	.455	20	29	49	1.4	20	0	10	15	1	9	148	4.4	
2012-13	— Did Not Play (injury) —																									
2013-14	34	1	553	16.3	44	146	.301	20	86	.233	14	23	.609	13	56	69	2.0	19	0	48	23	9	6	122	3.6	
2014-15	24	0	366	15.3	40	96	.417	30	72	.417	1	2	.500	5	40	45	1.9	17	0	59	29	2	7	111	4.6	
<b>Career Totals</b>	<b>92</b>	<b>1</b>	<b>1302</b>	<b>14.2</b>	<b>137</b>	<b>423</b>	<b>.324</b>	<b>82</b>	<b>285</b>	<b>.288</b>	<b>25</b>	<b>47</b>	<b>.532</b>	<b>38</b>	<b>125</b>	<b>163</b>	<b>1.8</b>	<b>56</b>	<b>0</b>	<b>117</b>	<b>67</b>	<b>12</b>	<b>22</b>	<b>381</b>	<b>4.1</b>	



# KHADIJAH SESSIONS

5-8 • Junior • Guard  
Myrtle Beach, S.C. • Myrtle Beach

- Has played in every game this season, starting all but the season opener
- Has seven games with no turnovers this season
- Ranks 11th in SEC in assists (2.9) and 10th in steals (2.0) ... 1.9 steals per SEC game is sixth-best in league
- Has led the team in assists seven times – NC Central, Charlotte, at Hampton, Auburn, at Alabama, at Missouri, at Ole Miss
- Has picked up three or more steals nine times this season
- Shot 5-of-7 (.714) from 3-point range over last three games
- Broke a 6-6 tie early against LSU (Feb. 12) with a 3-pointer and a transition layup en route to matching her season high of 12 points
- Hit a pair of 3s en route to eight second-half points at #2/2 UConn (Feb. 9) that looked to start a comeback
- Set the tone defensively against #12/10 Texas A&M (Jan. 26) with two of her career-high tying four steals coming in the opening three minutes of the game
- Tied career high with three 3s against #10/11 Kentucky (Jan. 11), including one off balance at the end of the shot clock to turn a four-point lead into seven midway through the second half
- Swiped four steals at Alabama (Jan. 8), including back-to-back possessions to spark first-half run the broke open the game
- Matched career high for third time this season with four steals against Savannah State (Dec. 14)
- Swiped one of her three steals late in the comeback at #9/8 Duke and was part of the double-team that generated Olivia Gaines' steal in the last 20 seconds that set up the game-winning play
- Capped the 11-0 comeback run late against #22/22 Syracuse (Nov. 28) with a transition layup
- Tied her career high with four steals against San Diego State (Nov. 23)
- Was solid on both ends of the floor against Clemson (Nov. 20), handing out four assists with no turnovers while pulling down career-high six rebounds
- Hit a clutch 3-pointer to start a 14-0 run that erased a Southern Cal (Nov. 15) lead with seven minutes left and put the game out of reach

## 2014-15 Game-by-Game

Opponent	Date	GS	MIN	FG-A	3FG-A	FT-A	Reb	A	TO	B	S	TP
Southern Cal	11/15		19	2-5	2-3	0-0	1-1-2	2	1	1	1	6
Clemson	11/20	*	18	2-3	1-1	2-3	1-5-6	4	0	0	1	7
San Diego St.	11/23	*	14	2-5	0-2	2-3	0-0-0	3	0	0	4	6
vs. Wisconsin	11/27	*	21	1-5	0-1	0-0	0-4-4	2	0	0	2	2
vs. Syracuse	11/28	*	22	2-8	1-5	0-1	0-1-1	3	0	1	1	5
NC Central	12/1	*	19	2-2	0-0	0-0	1-3-4	8	1	0	4	4
Charlotte	12/4	*	32	1-4	0-2	4-6	1-1-2	4	2	0	2	6
at Duke	12/7	*	34	0-3	0-2	0-0	1-1-2	2	2	0	3	0
vs. Savannah St.	12/14	*	16	1-5	0-1	2-3	2-0-2	4	1	0	4	4
at Hampton	12/17	*	24	1-3	0-1	0-0	1-2-3	5	0	0	0	2
vs. C. Michigan	12/20	*	21	1-3	0-2	0-0	1-1-2	3	4	0	2	2
vs. Liberty	12/21	*	18	0-3	0-2	0-0	0-1-1	1	1	0	2	0
Auburn	1/2	*	23	1-2	0-1	1-1	0-3-3	4	4	0	2	3
at LSU	1/4	*	13	0-1	0-1	0-0	1-2-3	0	1	0	1	0
at Alabama	1/8	*	18	1-3	0-1	0-0	1-0-1	5	0	0	4	2
Kentucky	1/11	*	29	4-9	3-6	1-4	0-5-5	2	4	0	1	12
at Missouri	1/15	*	24	3-7	1-4	0-1	1-4-5	2	0	0	1	7
at Florida	1/19	*	13	0-0	0-0	0-0	1-2-3	2	1	0	0	0
Texas A&M	1/26	*	24	1-2	0-0	2-2	0-2-2	2	2	1	4	4
Alabama	1/29	*	21	3-6	0-2	1-2	1-3-4	4	3	0	3	7
at Ole Miss	2/1	*	31	3-5	0-1	1-3	1-1-2	3	1	0	2	7
at Georgia	2/5	*	22	0-1	0-0	1-4	0-3-3	2	1	0	0	1
at UConn	2/9	*	25	3-8	2-4	0-0	1-0-1	1	1	0	1	8
LSU	2/12	*	27	5-6	2-2	0-0	0-0-0	2	2	0	3	12
Vanderbilt	2/15	*	18	1-2	1-1	0-1	0-2-2	3	1	1	3	3

## Career Stats at South Carolina

Year	GP	GS	Min	Avg	FG	FGA	Pct	3FG	FGA	Pct	FT	FTA	Pct	Off	Def	Tot	Avg	PF	FO	A	TO	Blk	Stl	Pts	Avg
2012-13	33	3	570	17.3	53	151	.351	13	54	.241	72	109	.661	22	24	46	1.4	43	0	36	49	3	21	191	5.8
2013-14	29	26	761	26.2	58	159	.365	18	59	.305	74	109	.679	9	38	47	1.6	60	0	77	45	1	28	208	7.2
2014-15	25	24	546	21.8	40	101	.396	13	45	.289	17	34	.500	16	47	63	2.5	37	0	73	33	4	51	110	4.4
<b>Career Totals</b>	<b>87</b>	<b>53</b>	<b>1877</b>	<b>21.6</b>	<b>151</b>	<b>411</b>	<b>.367</b>	<b>44</b>	<b>158</b>	<b>.278</b>	<b>163</b>	<b>246</b>	<b>.663</b>	<b>47</b>	<b>109</b>	<b>156</b>	<b>1.8</b>	<b>140</b>	<b>0</b>	<b>186</b>	<b>127</b>	<b>8</b>	<b>100</b>	<b>509</b>	<b>5.9</b>

# #5

	Season	Career
10+ Points	0	15
5+ Assists	3	8
5+ Steals	0	0
Tm-High Pts.	0	3
Tm-High Assts.	7	18

Miscellaneous

Pts	..... 19 vs. Auburn, 2/3/13
Rebs	..... 6 vs. Clemson, 11/20/14
Stls	..... 4, 7x, last vs. Texas A&M, 1/26/15
Assts	..... 8 vs. NC Central, 12/1/14
Min	..... 37 at Southern Cal, 11/25/13
FG	..... 6, 2x, last, vs. Seton Hall, 11/17/13
3FG	..... 3, 3x, last vs. Kentucky, 1/11/15
FT	..... 8 vs. Auburn, 2/3/13

Career Highs

Pts	..... 12, 2x, last vs. LSU, 2/12
Rebs	..... 6 vs. Clemson, 11/20
Stls	..... 4, 5x, last vs. Texas A&M, 1/26
Assts	..... 8 vs. NC Central, 12/1
Min	..... 34 at Duke, 12/7
FG	..... 5 vs. LSU, 2/12
3FG	..... 3 vs. Kentucky, 1/11
FT	..... 4 vs. Charlotte, 12/4

14-15 Season Highs

Pts	..... 19 vs. Auburn, 2/3/13
Rebs	..... 5, 3x, last at Missouri, 1/15/15
Stls	..... 4, 4x, last vs. Texas A&M, 1/26/15
Assts	..... 6 vs. Missouri, 2/2/14
Min	..... 35 at Missouri, 2/28/13
FG	..... 6 at Missouri, 2/28/13
3FG	..... 3, 3x, last vs. Kentucky, 1/11/15
FT	..... 8 vs. Auburn, 2/3/13

SEC Career Highs



# ALEIGHSA WELCH

**6-0 • Senior • Forward**  
**Goose Creek, S.C. • Goose Creek**

- Voted team captain for third time in her career
- Has started every game this season, not missing a start since Nov. 10, 2013, against Louisiana Tech (57 games)
- Stands 15th in program history in total points with 1,341
- Is sixth in school history with 873 total rebounds – four out of a top-five spot – and is second in career offensive rebounds (414) with an eye on Marsha Williams' (1990-93) record (427)
- Is among SEC's top-20 rebounders overall, ranking 10th with 7.1 per SEC game as well
- Has scored in double figures 12 times and grabbed double-digit rebounds four times
- Led team in rebounding six times – Kentucky, at Missouri, at Georgia, at UConn, LSU, Vandy
- Handed out career-high five assists against LSU (Feb. 12) while also leading team in rebounding
- Moved into career top 10 with first double-double of the season at #2/2 UConn (Feb. 9), adding six of team's first 13 points, then scoring on back-to-back possessions to cut halftime deficit to 10 points early in the second half
- Owned the glass at #22/21 Georgia (Feb. 23) with season-high 14 boards, including career-high nine offensive
- Scored three of the last six points in the first half against #12/10 Texas A&M and recorded one of her two blocks to stop a 2-on-1 break early in the second half
- Posted 10 of her 14 rebounds at Missouri (Jan. 15) in the first half as offense struggled, adding great defense and two free throws late to help seal the win
- Grabbed nine of her 11 rebounds against #10/11 Kentucky (Jan. 11) in the second half, including five in the final 10 minute, four of which came on the offensive end
- Posted her ninth career perfect shooting game with 12 points (6-of-6) against Auburn (Jan. 2), adding six rebounds in just 19 minutes of action
- Was efficient in first half against Liberty (Dec. 21), posting nine of her 15 points and all three of her assists in just 15 minutes of opening-period action
- Played most productive all-around game of season against Charlotte (Dec. 4), narrowly missing double-double by one rebound, grabbing seven of her nine boards on the offensive end, swatting away two shots and handing out three assists
- Scored nine of her 11 points against #22/22 Syracuse (Nov. 28) in the first half to keep the Orange within striking distance ... blocked a shot late in the game to hold off the Orange and become just the 10th Gamecock to record

## 2014-15 Game-by-Game

Opponent	Date	GS	MIN	FG-A	3FG-A	FT-A	Reb	A	TO	B	S	TP
Southern Cal	11/15	*	27	4-5	0-0	2-4	3-4-7	0	3	4	1	10
Clemson	11/20	*	24	8-11	0-0	1-3	2-1-3	3	0	1	1	17
San Diego St.	11/23	*	17	3-6	0-0	0-0	3-0-3	3	0	0	0	6
vs. Wisconsin	11/27	*	20	2-6	0-0	0-0	2-1-3	2	1	2	1	4
vs. Syracuse	11/28	*	36	5-9	0-0	1-2	2-3-5	3	1	1	0	11
NC Central	12/1	*	24	5-7	0-0	1-1	1-3-4	2	2	1	1	11
Charlotte	12/4	*	22	4-7	0-0	2-2	7-2-9	3	1	2	0	10
at Duke	12/7	*	36	4-11	0-0	0-0	2-6-8	1	2	2	1	8
vs. Savannah St.	12/14	*	20	5-7	0-0	1-4	4-4-8	0	3	0	1	11
at Hampton	12/17	*	24	1-4	0-0	2-4	3-2-5	4	1	0	0	4
vs. C. Michigan	12/20	*	26	6-10	0-1	0-2	2-1-3	2	2	0	0	12
vs. Liberty	12/21	*	21	6-8	0-0	3-4	2-2-4	3	2	1	0	15
Auburn	1/2	*	19	6-6	0-0	0-1	3-3-6	0	2	1	0	12
at LSU	1/4	*	21	3-4	0-0	0-2	1-4-5	1	0	1	0	6
at Alabama	1/8	*	22	5-6	0-0	0-0	0-2-2	1	0	1	0	10
Kentucky	1/11	*	36	4-9	0-0	1-2	4-7-11	2	4	3	1	9
at Missouri	1/15	*	34	3-10	0-0	2-4	4-10-14	1	2	1	0	8
at Florida	1/19	*	21	3-4	0-0	0-0	0-2-2	4	2	1	0	6
Texas A&M	1/26	*	24	5-9	0-0	2-4	1-6-7	0	1	2	0	12
Alabama	1/29	*	21	4-5	0-0	0-1	1-0-1	1	4	0	1	8
at Ole Miss	2/1	*	32	2-4	0-0	2-8	1-4-5	2	0	2	0	6
at Georgia	2/5	*	22	1-7	0-0	0-1	9-5-14	2	0	3	0	2
at UConn	2/9	*	33	8-17	0-0	1-3	7-4-11	0	3	0	1	17
LSU	2/12	*	25	3-5	0-0	0-0	2-7-9	5	1	1	1	6
Vanderbilt	2/15	*	22	3-5	0-0	0-0	6-3-9	1	4	0	2	6

## Career Stats at South Carolina

Year	GP	GS	Min	Avg	FG	FGA	Pct	3FG	FGA	Pct	FT	FIA	Pct	Off	Def	Tot	Avg	PF	FO	A	TO	Blk	Stl	Pts	Avg
2011-12	33	2	694	21.0	98	167	.587	0	1	.000	56	98	.571	104	96	200	6.1	41	0	18	40	22	19	252	7.6
2012-13	33	33	981	29.7	134	224	.598	1	1	1.000	126	178	.708	131	124	255	7.7	56	0	34	53	23	26	395	12.0
2013-14	34	33	1037	30.5	175	305	.574	1	1	1.000	116	194	.598	107	153	260	7.6	61	0	67	64	47	29	467	13.7
2014-15	25	25	629	25.2	103	182	.566	0	1	.000	21	52	.404	72	86	158	6.3	41	2	46	41	30	12	227	9.1
<b>Career Totals</b>	<b>125</b>	<b>93</b>	<b>3341</b>	<b>26.7</b>	<b>510</b>	<b>878</b>	<b>.581</b>	<b>2</b>	<b>4</b>	<b>.500</b>	<b>319</b>	<b>522</b>	<b>.611</b>	<b>414</b>	<b>459</b>	<b>873</b>	<b>6.9</b>	<b>199</b>	<b>2</b>	<b>165</b>	<b>198</b>	<b>122</b>	<b>86</b>	<b>1341</b>	<b>10.7</b>

# #24

## Career Highlights

2015 Wade Watch List  
 2015 Wooden Award Preseason Top 30  
 2015 Naismith Trophy Midseason 30  
 No. 7 Player in the Nation, espnW (2014-15)  
 2015 Preseason All-America Second Team (ESPN)  
 2015 Preseason All-SEC First Team (Coaches, Media)  
 2014 All-America Honorable Mention (AP, WBCA)  
 2014 All-SEC First Team (Coaches)  
 2014 All-SEC Second Team (AP)  
 2014 WBCA All-Region 3  
 2013-14 CoSIDA Academic All-District 4  
 2013 All-SEC Second Team (Coaches)  
 2012 SEC All-Freshman Team

	Season	Career	Miscellaneous
<b>Double-Double</b>	1	20	
<b>20+ Points</b>	0	5	
<b>10+ Points</b>	12	73	
<b>10+ Rebounds</b>	4	26	
<b>5+ Blocks</b>	0	2	
<b>5+ Assists</b>	1	2	
<b>Tm-High Pts.</b>	2	27	
<b>Tm-High Rebs.</b>	5	44	
<b>Tm-High Assts.</b>	2	12	

	Career Highs
<b>Pts</b> ..... 23 vs. N. Carolina 12/18/13	
<b>Rebs</b> ..... 17 vs. C. of Charleston, 11/14/13	
<b>Blks</b> ..... 5, 2x, last at Kentucky, 2/20/14	
<b>Stls</b> ..... 3, 4x, last at Charlotte, 12/8/13	
<b>Assts</b> ..... 5, 2x, last vs. LSU, 2/12/15	
<b>Min</b> ..... 43 at Texas A&M, 1/16/14	
<b>FG</b> ..... 10 at Kentucky, 2/20/14	
<b>FT</b> ..... 10 at Xavier, 11/30/11	

	14-15 Season Highs
<b>Pts</b> ..... 17, 2x, last at UConn, 2/9	
<b>Rebs</b> ..... 14, 2x, last at Georgia, 2/5	
<b>Blks</b> ..... 4 vs. Southern Cal, 11/15	
<b>Stls</b> ..... 2 vs. Vanderbilt, 2/15	
<b>Assts</b> ..... 5 vs. LSU, 2/12	
<b>Min</b> ..... 36, 3x, last vs. Kentucky, 1/11	
<b>FG</b> ..... 8, 2x, last at UConn, 2/9	
<b>FT</b> ..... 3 vs. Liberty, 12/21	

	SEC Career Highs
<b>Pts</b> ..... 21 at Kentucky, 2/20/14	
<b>Rebs</b> ..... 16 at Texas A&M, 1/16/14	
<b>Blks</b> ..... 5, 2x, last at Kentucky, 2/20/14	
<b>Stls</b> ..... 3 vs. Florida, 3/3/13	
<b>Assts</b> ..... 5 vs. LSU, 2/12/15	
<b>Min</b> ..... 43 at Texas A&M, 1/16/14	
<b>FG</b> ..... 10 at Kentucky, 2/20/14	
<b>FT</b> ..... 8, 2x, last at Miss. St., 2/6/14	





# JATARIE WHITE

**6-4 • Freshman • Forward**  
**Charlotte, N.C. • Providence Day**

- Has played in 13 games, missing nine (Dec. 4 - Jan. 8) with a foot injury and three due to illness (Jan. 26-Feb. 1)
- Has scored in double figures two times
- Was outstanding in return from three-game absence due to illness with a career-high seven rebounds at #22/21 Georgia, including four to go with her four points in the first half as Gamecocks established a lead
- Made her SEC debut with three offensive rebounds in just five minutes against #10/11 Kentucky (Jan. 11)
- Netted 10 points in just 15 minutes against Wisconsin (Nov. 27)
- Scored double digits for first time her career with 11 points in 17 minutes against Clemson (Nov. 20)
- Made her collegiate debut against Southern Cal (Nov. 15), grabbing two rebounds in three minutes of action.

# #40

### Career Highlights

No. 7 recruit in 2014 class (espnW)  
2014 High School All-America (WBCA, McDonald's)

	Season	Career	Miscellaneous
Double-Double	0	0	
10+ Points	2	2	
5+ Assists	0	0	
5+ Steals	0	0	
Tm-High Pts.	0	0	
Tm-High Assts.	0	0	

	Career Highs
Pts	11 vs. Clemson, 11/20/14
Rebs	7 at Georgia, 2/5/15
Blks	2 at Georgia, 2/5/15
Stls	1, 4x, last vs. Vanderbilt, 2/15/15
Assts	2, 2x, vs. LSU, 2/12/15
Min	22 vs. San Diego State, 11/23/14
FG	5 vs. Clemson, 11/20/14
FT	2, 2x, last vs. Vanderbilt, 2/15/15

	SEC Highs
Pts	5 at Georgia, 2/5/15
Rebs	7 at Georgia, 2/5/15
Blks	2 at Georgia, 2/5/15
Stls	1 vs. Vanderbilt, 2/15/15
Assts	2 vs. LSU, 2/12/15
Min	21 at Georgia, 2/5/15
FG	2 at Georgia, 2/5/15
FT	2 at Vanderbilt, 2/15/15

### 2014-15 Game-by-Game

Opponent	Date	GS	MIN	FG-A	3FG-A	FT-A	Reb	A	TO	B	S	TP
Southern Cal	11/15	3	0-0	0-0	0-0	0-2-2	1	0	0	0	0	0
Clemson	11/20	17	5-12	0-0	1-1	3-2-5	0	0	0	1	11	
San Diego St.	11/23	22	3-5	0-0	0-0	1-5-6	0	0	0	1	6	
vs. Wisconsin	11/27	15	4-7	0-0	2-3	1-2-3	2	0	0	1	10	
vs. Syracuse	11/28	8	0-2	0-0	0-0	0-0-0	0	0	0	0	0	
NC Central	12/1	7	1-1	0-0	0-0	0-1-1	0	2	0	0	2	
Charlotte	12/4					— DNP (Injury) —						
at Duke	12/7					— DNP (Injury) —						
vs. Savannah St.	12/14					— DNP (Injury) —						
at Hampton	12/17					— DNP (Injury) —						
vs. C. Michigan	12/20					— DNP (Injury) —						
vs. Liberty	12/21					— DNP (Injury) —						
Auburn	1/2					— DNP (Injury) —						
at LSU	1/4					— DNP (Injury) —						
at Alabama	1/8					— DNP (Injury) —						
Kentucky	1/11	5	0-1	0-0	0-0	3-0-3	0	1	1	0	0	
at Missouri	1/15	5	0-0	0-0	0-0	1-1-2	0	1	0	0	0	
at Florida	1/19	15	1-3	0-0	1-4	2-1-3	0	3	0	0	3	
Texas A&M	1/26					— DNP (Illness) —						
Alabama	1/29					— DNP (Illness) —						
at Ole Miss	2/1					— DNP (Illness) —						
at Georgia	2/5	21	2-4	0-0	1-2	0-7-7	0	2	2	0	5	
at UConn	2/9	4	0-1	0-0	0-0	0-0-0	0	1	0	0	0	
LSU	2/12	12	0-0	0-0	0-0	1-1-2	2	2	0	0	0	
Vanderbilt	2/15	12	1-7	0-0	2-2	1-3-4	0	0	0	1	4	

### Career Stats at South Carolina

Year	GP	GS	Min	Avg	FG	FGA	Pct	3FG	FGA	Pct	FT	FTA	Pct	Off	Def	Tot	Avg	PF	FO	A	TO	Blk	Stl	Pts	Avg
2014-15	13	0	146	11.2	17	43	.395	0	0	—	7	12	.583	13	25	38	2.9	15	0	5	12	3	4	41	3.2



# A'JA WILSON

**6-5 • Freshman • Guard/Forward**  
**Hopkins, S.C. • Heathwood Hall**

- Has played in every game with one start (Southern Cal)
- Averages 7.3 rebounds per SEC game to rank eighth in the league ... in all games, ranks ninth in the league in rebounding and scoring – only freshman among league's top 20 in both categories
- Has recorded four double-doubles
- Has scored in double figures a team-high 21 times with four 20-point games
- Has led the team in scoring a team-high 12 times – Clemson, vs. Wisconsin, NC Central, Charlotte, Savannah State, vs. Liberty, Auburn, at LSU, Texas A&M, Alabama, LSU, Vanderbilt
- Has been team's top rebounder six times – San Diego State, vs. Syracuse, NC Central, vs. Liberty, at LSU, at Alabama
- Became first freshman in Gamecock history to post back-to-back 20-point games in SEC play with 20 points against Vanderbilt (Feb. 15), including seven during a 9-0 run that built a double-digit lead late in the first half
- Dominated LSU (Feb. 12) with career-high 26 points in 25 minutes, including eight points of the Gamecocks' 16-4 run that broke open the game midway through the first half
- Picked up fourth SEC Freshman of the Week award after averaging 15.3 points and 6.7 rebounds in wins over Texas A&M, Alabama and Ole Miss
- Grabbed six of her nine rebounds against #12/10 Texas A&M in the second half after helping build first-half lead with 11 of her team-high 18 points
- Posted 10 of her 16 points at Florida (Jan. 19) in the first half, including six during a 14-2 first-half run that broke open the game
- Scored half of team's points in 6-0 run to close first half at LSU (Jan. 4) and added 12 in second half to prevent any Lady Tiger comeback
- Recorded a double-double in Gamecocks' final game of the month for the second time with 17 points and 10 boards against Liberty (Dec. 21) with 11 of those points coming in the second half
- Scored six points during Gamecocks' 12-2 first-half run against Central Michigan (Dec. 20) that turned a five-point lead into a 15-point advantage
- Poured in career-high 23 points against Savannah State on best shooting night of the season (8-of-10)
- Earned SEC and USBWA National Freshman of the Week honors after leading team to three wins (Dec. 1-7)
- Capped the team's comeback from four points down in the final 42 seconds at #9/8 Duke with a game-winning putback with two seconds left ... three of her four made field goals gave team the lead at different points of the second half
- Earned SEC Freshman of the Week (Nov. 24-30) and Junkanoo Jam Lucaya Division MVP honors after averaging

## 2014-15 Game-by-Game

Opponent	Date	GS	MIN	FG-A	3FG-A	FT-A	Reb	A	TO	B	S	TP
Southern Cal	11/15	*	16	2-7	0-0	0-2	1-4-5	1	3	1	1	4
Clemson	11/20		20	6-8	0-0	6-7	2-3-5	0	2	1	0	18
San Diego St.	11/23		18	5-9	0-0	5-6	3-6-9	3	0	1	3	15
vs. Wisconsin	11/27		21	4-7	0-0	3-5	1-5-6	1	1	2	3	11
vs. Syracuse	11/28		26	5-13	0-0	5-9	4-6-10	0	1	1	2	15
NC Central	12/1		17	4-12	0-0	8-9	5-3-8	1	1	0	2	16
Charlotte	12/4		25	8-12	0-0	1-3	0-3-3	1	2	3	3	17
at Duke	12/7		26	4-8	0-0	2-5	2-3-5	0	3	1	1	10
vs. Savannah St.	12/14		21	8-10	0-0	7-10	2-4-6	1	1	2	1	23
at Hampton	12/17		17	5-9	0-0	2-2	2-4-6	1	2	1	1	12
vs. C. Michigan	12/20		20	6-9	0-0	0-0	0-5-5	0	1	1	3	12
vs. Liberty	12/21		22	6-11	0-0	5-10	3-7-10	1	0	3	1	17
Auburn	1/2		27	6-17	0-0	0-1	2-8-10	1	1	2	0	12
at LSU	1/4		26	7-11	0-0	7-9	3-10-13	2	5	3	1	21
at Alabama	1/8		19	3-7	0-0	5-7	0-5-5	3	4	3	1	11
Kentucky	1/11		28	3-13	0-0	2-4	4-5-9	1	0	3	0	8
at Missouri	1/15		12	1-3	0-0	1-4	1-3-4	0	1	0	0	3
at Florida	1/19		21	7-11	0-0	2-2	2-7-9	0	1	1	1	16
Texas A&M	1/26		25	6-10	0-0	6-8	1-8-9	1	4	2	1	18
Alabama	1/29		17	7-9	0-0	3-8	3-2-5	3	1	1	0	17
at Ole Miss	2/1		21	4-12	0-0	3-4	4-2-6	1	1	1	2	11
at Georgia	2/5		9	1-2	0-0	2-4	2-3-5	0	6	2	0	4
at UConn	2/9		22	4-8	0-0	2-4	3-3-6	2	1	0	0	10
LSU	2/12		25	7-12	1-1	11-15	5-3-8	0	1	2	1	26
Vanderbilt	2/15		20	5-7	0-0	10-11	2-3-5	2	0	0	1	20

## Career Stats at South Carolina

Year	GP	GS	Min	Avg	FG	FGA	Pct	3FG	FGA	Pct	FT	FTA	Pct	Off	Def	Tot	Avg	PF	FO	A	TO	Blk	Stl	Pts	Avg
2014-15	25	1	521	20.8	124	237	.523	1	1	1.00	98	149	.658	57	115	172	6.9	49	1	26	43	37	29	347	13.9

# #22

## Career Highlights

2015 Wooden Award Midseason Top 20 and Naismith Midseason 30  
 2014 Subway All-Classic Team  
 2014 Junkanoo Jam, Lucaya Division MVP  
 USBWA National Freshman of the Week (Dec. 1-7)  
 5-Time SEC Freshman of the Week (11/24-30; 12/1-7; 12/29-1/4; 1/26-2/1; 2/9-15)  
 2014 National High School Player of the Year (WBCA, Naismith, Parade)  
 No. 1 recruit in 2014 class (espnW)  
 2014 McDonald's All-America  
 2014 FIBA Americas U18 Championship MVP  
 2014 FIBA Americas U18 Championship (gold)  
 2013 FIBA U19 World Championship (gold)

	Season	Career	Miscellaneous
Double-Double	4	4	
20+ Points	4	4	
10+ Points	21	21	
10+ Rebs	4	4	
5+ Steals	0	0	
Tm-High Pts.	12	12	
Tm-High Rebs.	6	6	

	Career Highs
Pts	26 vs. LSU, 2/12/15
Rebs	13 at LSU, 1/4/15
Blks	3, 5x, last vs. Kentucky, 1/11/15
Stls	3, 4x, last vs. C. Michigan, 12/20/14
Assts	3, 3x, last vs. Alabama, 1/29/15
Min	28 vs. Kentucky, 1/11/15
FG	8, 2x, last vs. Sav. St., 12/14/14
FT	11 vs. LSU, 2/12/15

	SEC Career Highs
Pts	26 vs. LSU, 2/12/15
Rebs	13 at LSU, 1/4/15
Blks	3, 3x, last vs. Kentucky, 1/11/15
Stls	2 at Ole Miss, 2/1/15
Assts	3, 2x, last vs. Alabama, 1/29/15
Min	28 vs. Kentucky, 1/11/15
FG	7, 3x, last vs. LSU, 2/12/15
FT	11 vs. LSU, 2/12/15

13.0 points and a team-high 8.0 rebounds over the two games at the event

- Recorded first career double-double against No. 22/22 Syracuse (Nov. 28), including critical play in final two minutes after Gamecocks had taken a narrow lead, recording a blocked shot, a putback and a steal



Official Basketball Box Score - Game Totals - Final Statistics  
**Southern Cal vs #2 South Carolina**  
 11/15/14 7 p.m. at Columbia, S.C./Colonial Life Arena



**Southern Cal 61 • 0-1**

#	Player	Total		3-Ptr		Rebounds			PF	TP	A	TO	Blk	Stl	Min
		FG-FGA	FG-FGA	FT-FTA	FT-FTA	Off	Def	Tot							
13	Horn, Kaneisha	f	4-9	1-1	2-2	1	1	2	4	11	0	1	0	4	20
21	Violetama, Alexyz	f	3-6	1-1	2-2	0	1	1	4	9	0	0	1	2	18
01	Adams, Jordan	g	3-10	0-2	0-0	0	4	4	1	6	1	2	0	1	34
10	Jaco, Courtney	g	1-6	1-3	0-0	0	0	0	0	3	2	2	0	1	27
23	Barrett, Brianna	g	1-7	0-0	5-8	2	3	5	3	7	2	2	0	1	22
05	Calvert, McKenzie	g	2-9	0-2	7-7	1	1	2	1	11	0	1	0	0	23
24	Edelman, Drew	g	5-5	0-0	0-0	3	2	5	3	10	0	3	0	0	16
32	Alofaituli, Kiki	g	0-2	0-0	0-0	0	1	1	3	0	1	0	0	0	15
35	Simon, Kristen	g	2-4	0-0	0-0	1	5	6	4	4	3	4	1	1	24
43	Okonkwo, Amy	g	0-5	0-1	0-0	4	0	4	0	0	0	0	0	0	1
	Team					3	1	4							
	Totals		21-63	3-10	16-20	15	19	34	23	61	9	15	2	10	200

FG % 1st Half: 9-37 24.3% 2nd half: 12-26 46.2% Game: 21-63 33.3% Deaddball  
 3FG % 1st Half: 2-8 25.0% 2nd half: 1-2 50.0% Game: 3-10 30.0% Rebounds  
 FT % 1st Half: 4-4 100.0 2nd half: 12-16 75.0% Game: 16-20 80.0%

**#2 South Carolina 70 • 1-0**

#	Player	Total		3-Ptr		Rebounds			PF	TP	A	TO	Blk	Stl	Min
		FG-FGA	FG-FGA	FT-FTA	FT-FTA	Off	Def	Tot							
22	WILSON, A'ja	f	2-7	0-0	0-2	1	4	5	0	4	1	3	1	1	16
24	WELCH, Aleighsa	f	4-5	0-0	2-4	3	4	7	5	10	0	3	4	1	27
33	IBIAM, Elem	c	2-3	0-0	1-2	2	4	6	1	5	0	0	1	1	22
41	COATES, Alaina	c	6-8	0-0	6-6	4	9	13	1	18	0	1	2	0	30
25	MITCHELL, Tiffany	g	4-10	0-3	10-12	1	1	2	3	18	4	6	0	1	38
01	CUEVAS, Bianca	g	0-3	0-2	0-1	0	1	1	2	0	0	1	0	1	5
02	GAINES, Olivia	g	0-0	0-0	0-0	0	0	0	0	0	0	0	0	0	1
05	SESSIONS, Khadijah	g	2-5	2-3	0-0	1	1	2	2	6	2	1	1	1	19
23	ROY, Tina	g	3-6	3-5	0-0	0	2	2	3	9	6	2	1	3	25
31	DOZIER, Asia	g	0-3	0-2	0-0	0	0	0	0	0	1	2	0	0	14
40	WHITE, Jatarie	g	0-0	0-0	0-0	0	2	2	1	0	1	0	0	0	3
	Team					0	3	3							
	Totals		23-50	5-15	19-27	12	31	43	18	70	15	19	10	9	200

FG % 1st Half: 9-25 36.0% 2nd half: 14-25 56.0% Game: 23-50 46.0% Deaddball  
 3FG % 1st Half: 1-5 20.0% 2nd half: 4-10 40.0% Game: 5-15 33.3% Rebounds  
 FT % 1st Half: 8-13 61.5% 2nd half: 11-14 78.6% Game: 19-27 70.4%

Officials: Lisa Mattingly, Jesse Dickerson, Bruce Morris  
 Technical fouls: Southern Cal-None. #2 South Carolina-None.  
 Attendance: 10057

Score by periods	1st	2nd	Total
Southern Cal	24	37	61
#2 South Carolina	27	43	70

Points	In	Off	2nd	Fast	Bench
USC	36	22	10	8	25
SC	32	16	14	4	15

Last FG - USC 2nd-02:14, SC 2nd-02:35.  
 Largest lead - USC by 5 1st-17:02, SC by 13 2nd-02:35.

Score tied - 6 times.  
 Lead changed - 7 times.



Official Basketball Box Score - Game Totals - Final Statistics  
**Clemson vs #2/3 South Carolina**  
 11/20/14 7 p.m. at Columbia, S.C./Colonial Life Arena



**Clemson 41 • 2-1**

#	Player	Total		3-Ptr		Rebounds			PF	TP	A	TO	Blk	Stl	Min
		FG-FGA	FG-FGA	FT-FTA	FT-FTA	Off	Def	Tot							
24	Ivy Atkism	f	4-6	0-0	0-0	2	0	2	0	8	0	1	1	0	24
00	Shelbie Davenport	g	1-5	1-3	0-0	1	3	4	3	3	0	3	2	0	22
01	Tiffany Lewis	g	3-11	1-3	0-0	0	2	2	3	7	1	4	0	1	27
02	Chelsea Lindsay	g	0-4	0-3	0-0	1	0	1	2	0	0	3	0	1	26
25	Cha'Nelle Perry	g	4-6	0-1	1-2	1	3	4	1	9	3	0	2	0	25
03	Victoria Cardaci	g	1-1	1-1	0-0	0	0	0	0	3	1	0	0	0	5
12	Makayla Johnson	g	1-2	0-0	0-0	2	5	7	4	2	1	2	1	0	16
13	Daneasha Provo	g	0-9	0-5	1-2	2	0	2	0	1	1	0	0	0	21
14	Paige Mosley	g	2-4	0-0	0-0	0	1	1	4	4	0	0	1	1	12
21	Nikki Dixon	g	1-3	1-1	0-0	1	1	2	2	3	0	3	1	1	12
33	Alexis Carter	g	0-1	0-0	1-2	0	0	0	0	1	1	2	0	0	5
34	Justice Wright	g	0-1	0-0	0-0	0	0	0	0	0	0	0	0	0	5
	Team					1	2	3							
	Totals		17-53	4-17	3-6	11	17	28	19	41	8	18	8	4	200

FG % 1st Half: 9-25 36.0% 2nd half: 8-28 28.6% Game: 17-53 32.1% Deaddball  
 3FG % 1st Half: 2-8 25.0% 2nd half: 2-9 22.2% Game: 4-17 23.5% Rebounds  
 FT % 1st Half: 1-2 50.0% 2nd half: 2-4 50.0% Game: 3-6 50.0%

**#2/3 South Carolina 99 • 2-0**

#	Player	Total		3-Ptr		Rebounds			PF	TP	A	TO	Blk	Stl	Min
		FG-FGA	FG-FGA	FT-FTA	FT-FTA	Off	Def	Tot							
24	WELCH, Aleighsa	f	8-11	0-0	1-3	2	1	3	1	17	3	0	1	1	24
33	IBIAM, Elem	c	1-2	0-0	1-1	0	3	3	1	3	0	2	2	0	18
41	COATES, Alaina	c	4-10	0-0	4-7	4	6	10	0	12	2	2	2	0	20
05	SESSIONS, Khadijah	g	2-3	1-1	2-3	1	5	6	0	7	4	0	0	1	18
25	MITCHELL, Tiffany	g	6-8	3-4	0-0	0	0	0	2	15	5	1	0	3	25
00	FARMER, India	g	0-0	0-0	0-0	1	0	1	0	0	0	0	0	0	4
01	CUEVAS, Bianca	g	4-10	2-6	0-0	1	2	3	0	10	2	0	0	2	17
02	GAINES, Olivia	g	0-4	0-0	0-0	3	2	5	1	0	2	2	0	1	10
03	DUCKETT, Kaydra	g	0-0	0-0	0-0	0	0	0	0	0	1	0	0	0	3
15	DAVIS, Tiffany	g	1-2	1-2	0-0	0	1	1	0	3	2	0	0	0	8
22	WILSON, A'ja	g	6-8	0-0	6-7	2	3	5	0	18	0	2	1	0	20
31	DOZIER, Asia	g	1-2	1-2	0-0	0	1	1	2	3	4	0	0	0	16
40	WHITE, Jatarie	g	5-12	0-0	1-1	3	2	5	0	11	0	0	0	1	17
	Team					6	1	7							
	Totals		38-72	8-15	15-22	23	27	50	7	99	25	7	6	9	200

FG % 1st Half: 18-35 51.4% 2nd half: 20-37 54.1% Game: 38-72 52.8% Deaddball  
 3FG % 1st Half: 4-8 50.0% 2nd half: 4-7 57.1% Game: 8-15 53.3% Rebounds  
 FT % 1st Half: 5-9 55.6% 2nd half: 10-13 76.9% Game: 15-22 68.2%

Officials: Beverly Roberts, Denise Brooks, Maj Forsberg  
 Technical fouls: Clemson-None. #2/3 South Carolina-None.  
 Attendance: 11012

Score by periods	1st	2nd	Total
Clemson	21	20	41
#2/3 South Carolina	45	54	99

Points	In	Off	2nd	Fast	Bench
CU	16	9	7	2	14
SC	46	23	31	8	45

Last FG - CU 2nd-00:33, SC 2nd-01:02.  
 Largest lead - CU by 4 1st-17:36, SC by 60 2nd-01:43.

Score tied - 1 time.  
 Lead changed - 1 time.



Official Basketball Box Score - Game Totals - Final Statistics  
**San Diego State vs #2/3 South Carolina**  
 11/23/14 2 p.m. at Columbia, S.C./Colonial Life Arena



**San Diego State 38 • 1-3**

#	Player	Total		3-Ptr		Rebounds			PF	TP	A	TO	Blk	Stl	Min
		FG-FGA	FG-FGA	FT-FTA	FT-FTA	Off	Def	Tot							
02	HUNTER, Christina	f	0-6	0-0	0-0	1	3	4	1	0	0	3	1	1	25
05	CULBERSON, Chairese	f	1-5	1-3	0-0	2	4	6	2	3	1	2	0	0	23
25	AMARIKWA, Erimma	f	4-9	0-0	1-4	2	4	6	1	9	1	5	0	0	29
11	HARVEY, Ahjalee	g	1-5	1-3	0-0	0	0	0	4	3	1	3	0	1	22
21	JOHNSON, Chloe	g	1-2	0-0	0-0	0	1	1	4	2	0	3	0	1	13
00	SMITH, Deidra	g	2-4	0-0	0-0	2	3	5	2	4	0	3	1	1	14
11	FORT, McKynzie	g	1-7	1-1	1-2	1	1	2	2	4	4	7	0	1	27
22	THORNDERSON, Lexy	g	1-6	0-4	0-0	1	1	2	0	2	0	0	0	0	11
30	GREENHOUSE, Cheyen	g	1-3	1-1	2-2	0	2	2	0	5	1	1	0	0	24
44	BRANDON, Aleiah	g	2-2	2-2	0-0	0	0	0	3	6	0	2	0	0	12
	Team					2	3	5							
	Totals		14-49	6-14	4-8	11	22	33	19	38	8	29	2	7	200

FG % 1st Half: 5-19 26.3% 2nd half: 9-30 30.0% Game: 14-49 28.6% Deaddball  
 3FG % 1st Half: 2-4 50.0% 2nd half: 4-10 40.0% Game: 6-14 42.9% Rebounds  
 FT % 1st Half: 4-8 50.0% 2nd half: 0-0 0.0% Game: 4-8 50.0%

**#2/3 South Carolina 89 • 3-0**

#	Player	Total		3-Ptr		Rebounds			PF	TP	A	TO	Blk	Stl	Min
		FG-FGA	FG-FGA	FT-FTA	FT-FTA	Off	Def	Tot							
24	WELCH, Aleighsa	f	3-6	0-0	0-0	3	0	3	0	6	3	0	0	0	17
33	IBIAM, Elem	c	1-3	0-0	2-2	1	1	2	2	4	0	0	0	1	14
02	GAINES, Olivia	g	0-2	0-0	0-0	1	1	2	2	0	1	2	0	2	16
05	SESSIONS, Khadijah	g	2-5	0-2	2-3	0	0	0	0	6	3	0	0	4	14
25	MITCHELL, Tiffany	g	6-8	6-6	2-2	0	2	2	0	20	3	2	0	1	18
00	FARMER, India	g	0-0	0-0	1-2	0	0								



Official Basketball Box Score - Game Totals - Final Statistics  
**#22/22 Syracuse vs #1/2 South Carolina**  
 11/28/14 8:00 PM at Freeport Grand Bahamas



**#22/22 Syracuse 63 • 4-1**

#	Player	Total		3-Ptr		Rebounds			PF	TP	A	TO	Blk	Stl	Min
		FG	FGA	FG	FGA	FT	FTA	Off							
01	Alexis Peterson	*	4-10	1-4	0-0	3	3	6	3	9	9	3	0	1	40
10	Isabella Slim	*	1-2	1-2	0-0	1	0	1	1	3	0	1	0	0	11
11	Cornelia Fondren	*	5-7	1-2	1-1	3	3	6	4	12	1	0	0	0	25
13	Brianna Butler	*	6-21	4-10	2-2	0	4	4	3	18	0	4	0	0	31
50	Briana Day	*	3-7	0-0	7-11	7	10	17	3	13	1	2	1	1	37
00	Diamond Henderson		3-8	0-3	0-0	0	0	0	3	6	0	2	0	1	30
22	Taylor Ford		0-3	0-2	2-4	1	7	8	2	2	4	1	0	0	23
44	Amber Witherspoon		0-0	0-0	0-0	0	1	1	2	0	0	1	0	0	3
Team						4	3	7			2				
Totals			22-58	7-23	12-18	19	31	50	21	63	15	16	1	3	200

FG % 1st Half: 14-30 46.7% 2nd half: 8-28 28.6% Game: 22-58 37.9%  
 3FG % 1st Half: 4-12 33.3% 2nd half: 3-11 27.3% Game: 7-23 30.4%  
 FT % 1st Half: 3-5 60.0% 2nd half: 9-13 69.2% Game: 12-18 66.7%

**#1/2 South Carolina 67 • 5-0**

#	Player	Total		3-Ptr		Rebounds			PF	TP	A	TO	Blk	Stl	Min
		FG	FGA	FG	FGA	FT	FTA	Off							
24	WELCH, Aleighsa	f	5-9	0-0	1-2	2	3	5	2	11	3	1	1	0	36
33	IBIAM, Elem	f	0-4	0-0	0-0	2	1	3	4	0	2	2	1	0	15
41	COATES, Alaina	f	0-0	0-0	0-0	0	1	1	2	0	0	0	0	0	13
05	SESSIONS, Khadijah	g	2-8	1-5	0-1	0	1	1	1	5	3	0	1	1	22
25	MITCHELL, Tiffany	g	6-13	3-8	6-8	4	4	8	2	21	3	1	0	1	40-
01	CUEVAS, Bianca		0-4	0-3	0-0	0	0	0	3	0	0	0	0	0	9
02	GAINES, Olivia		0-0	0-0	0-0	0	0	0	0	0	0	0	0	0	2
22	WILSON, A'ja		5-13	0-0	5-9	4	6	10	3	15	0	1	1	2	26
23	ROY, Tina		4-10	4-9	0-0	2	0	2	1	12	5	0	0	0	22
31	DOZIER, Asia		1-1	1-1	0-0	0	0	0	0	3	1	0	0	0	7
40	WHITE, Jatarie		0-2	0-0	0-0	0	0	0	1	0	0	0	0	0	8
Team						2	3	5							
Totals			23-64	9-26	12-20	16	19	35	19	67	17	5	4	4	200

FG % 1st Half: 11-32 34.4% 2nd half: 12-32 37.5% Game: 23-64 35.9%  
 3FG % 1st Half: 4-13 30.8% 2nd half: 5-13 38.5% Game: 9-26 34.6%  
 FT % 1st Half: 5-8 62.5% 2nd half: 7-12 58.3% Game: 12-20 60.0%

Officials: Kathy Lynch, Andy Bills, D'Lynn Schertz  
 Technical fouls: #22/22 Syracuse-None. #1/2 South Carolina-None.  
 Attendance: 342

Score by periods	1st	2nd	Total
#22/22 Syracuse	35	28	63
#1/2 South Carolina	31	36	67

Last FG - SU 2nd-06:43, SC 2nd-00:51.  
 Largest lead - SU by 12 1st-08:41, SC by 7 1st-16:52.

Points	In	Off	2nd	Fast	Bench
SU	16	6	17	0	8
SC	20	11	13	0	30

Score tied - 4 times.  
 Lead changed - 8 times.



Official Basketball Box Score - Game Totals - Final Statistics  
**NC Central vs #1/2 South Carolina**  
 12/01/14 7 p.m. at Columbia, S.C./Colonial Life Arena



**NC Central 26 • 2-4**

#	Player	Total		3-Ptr		Rebounds			PF	TP	A	TO	Blk	Stl	Min
		FG	FGA	FG	FGA	FT	FTA	Off							
25	DIXON, Tisha	f	1-6	0-0	1-4	0	0	0	3	3	1	1	1	1	20
15	DAVIS, Racquel	c	2-3	0-0	2-4	2	2	4	5	6	0	3	0	1	18
13	WILLIAMS, Rachel	c	0-1	0-0	0-0	0	0	0	2	0	0	2	0	0	19
23	JONES, Morgan	g	3-8	1-3	0-0	0	3	3	3	7	0	6	0	0	28
24	CONERLY, Khyra	g	1-5	0-0	0-0	0	1	1	4	2	0	5	0	2	13
03	HYNES, Alexus		0-2	0-1	0-0	0	1	1	0	0	0	4	0	0	21
04	ASKEW, Kristin		1-4	1-2	0-0	1	0	1	0	3	0	1	0	0	13
10	WHALEY-BRIGGS, M.		0-0	0-0	0-0	0	3	3	0	0	0	2	0	0	8
21	WORKS, Nikki		2-12	0-4	1-2	1	2	3	3	5	0	2	0	0	33
32	ATKINSON, Imani		0-3	0-0	0-0	0	0	0	0	0	0	1	0	1	8
33	CLEMENT, Tia		0-0	0-0	0-0	0	0	0	0	0	1	0	0	0	4
35	MORTON, Kierona		0-1	0-0	0-0	0	4	4	1	0	0	0	0	2	15
Team						2	1	3			1				
Totals			10-45	2-10	4-10	6	17	23	22	26	2	28	1	7	200

FG % 1st Half: 6-22 27.3% 2nd half: 4-23 17.4% Game: 10-45 22.2%  
 3FG % 1st Half: 2-5 40.0% 2nd half: 0-5 0.0% Game: 2-10 20.0%  
 FT % 1st Half: 2-6 33.3% 2nd half: 2-4 50.0% Game: 4-10 40.0%

**#1/2 South Carolina 90 • 7-0**

#	Player	Total		3-Ptr		Rebounds			PF	TP	A	TO	Blk	Stl	Min
		FG	FGA	FG	FGA	FT	FTA	Off							
24	WELCH, Aleighsa	f	5-7	0-0	1-1	1	3	4	2	11	2	2	1	1	24
33	IBIAM, Elem	f	4-5	0-0	2-5	1	3	4	1	10	0	0	3	0	20
41	COATES, Alaina	c	4-7	0-0	1-2	0	5	5	2	9	1	1	2	0	21
05	SESSIONS, Khadijah	g	2-2	0-0	0-0	1	3	4	1	4	8	1	0	4	19
25	MITCHELL, Tiffany	g	6-8	1-3	1-2	0	3	3	0	14	4	1	0	7	24
00	FARMER, India		0-0	0-0	0-0	1	1	2	0	0	0	0	0	0	2
01	CUEVAS, Bianca		1-4	1-4	1-2	0	1	1	1	4	5	1	2	3	20
02	GAINES, Olivia		2-3	0-0	0-0	0	1	1	0	4	0	1	0	0	7
03	DUCKETT, Kaydra		1-1	0-0	0-0	0	1	1	0	2	0	1	0	1	4
15	DAVIS, Tiffany		0-1	0-1	0-0	0	1	1	0	0	1	0	0	0	6
22	WILSON, A'ja		4-12	0-0	8-9	5	3	8	2	16	1	1	0	2	17
23	ROY, Tina		0-1	0-1	0-0	0	2	2	0	0	3	1	0	1	13
31	DOZIER, Asia		5-6	3-4	1-1	0	0	0	0	14	1	1	0	2	16
40	WHITE, Jatarie		1-1	0-0	0-0	0	1	1	2	2	0	2	0	0	7
Team						1	2	3							
Totals			35-58	5-13	15-22	10	30	40	11	90	26	13	8	21	200

FG % 1st Half: 14-22 63.6% 2nd half: 21-36 58.3% Game: 35-58 60.3%  
 3FG % 1st Half: 1-3 33.3% 2nd half: 4-10 40.0% Game: 5-13 38.5%  
 FT % 1st Half: 10-16 62.5% 2nd half: 5-6 83.3% Game: 15-22 68.2%

Officials: Sue Blanch, Jesse Dickerson, Eric Brewton  
 Technical fouls: NC Central-None. #1/2 South Carolina-None.  
 Attendance: 8823

Score by periods	1st	2nd	Total
NC Central	16	10	26
#1/2 South Carolina	39	51	90

Last FG - NCCU 2nd-04:15, SC 2nd-00:36.  
 Largest lead - NCCU None, SC by 64 2nd-00:36.

Points	In	Off	2nd	Fast	Bench
NCCU	12	7	3	0	8
SC	58	31	3	34	42

Score tied - 0 times.  
 Lead changed - 0 times.



Official Basketball Box Score - Game Totals - Final Statistics  
**Charlotte vs #1/2 South Carolina**  
 12/04/14 8 p.m. at Columbia, S.C./Colonial Life Arena



**Charlotte 61 • 1-6**

#	Player	Total		3-Ptr		Rebounds			PF	TP	A	TO	Blk	Stl	Min
		FG	FGA	FG	FGA	FT	FTA	Off							
50	RANKIN, Olivia	f	4-5	0-0	0-0	1	1	2	5	8	0	1	0	1	15
03	HOLMES, Ayanna	g	2-6	0-0	4-4	0	2	2	4	8	8	5	0	2	34
20	GORDON, Kira	g	3-9	0-1	1-3	1	3	4	3	7	1	1	1	2	33
21	WEBSTER, Lefty	g	7-13	0-0	3-4	1	0	1	4	17	2	5	0	2	32
22	SIGMON, Hillary	g	4-5	3-3	2-2	2	0	2	3	13	0	6	0	0	26
00	RANSOM, Amaya		0-2	0-0	0-0	0	0	0	0	0	2	0	0	1	5
01	GREGORY, Ciara		0-5	0-3	0-0	3	0	3	1	0	1	0	0	0	16
11	DEMPSEY, Griffin		0-1	0-0	0-0	0	0	0	1	0	1	0	0	0	9
23	OLLEY, Kenya		4-7	0-1	0-0	0	1	1	1	8	0	0	1	1	25
33	BROWN, Tanisha		0-0	0-0	0-0	0	1	1	1	0	1	0	0	0	5
Team						4	0	4							
Totals			24-53	3-8	10-13	12	8	20	23	61	16	18	3	9	200

FG % 1st Half: 10-27 37.0% 2nd half: 14-26 53.8% Game: 24-53 45.3%  
 3FG %



Official Basketball Box Score - Game Totals - Final Statistics  
**Savannah State vs #1/1 South Carolina**  
 12/14/14 12 p.m. at Columbia, S.C. / Colonial Life Arena



**Savannah State 49 • 4-3**

#	Player	Total		3-Ptr		Rebounds			PF	TP	A	TO	Blk	Stl	Min
		FG-FGA	FT-FTA	FG-FGA	FT-FTA	Off	Def	Tot							
44	DAVIS, Tiyonda	c	2-3	0-0	0-0	2	2	4	5	4	1	3	0	1	17
01	DORSEY, Briia	g	3-7	0-0	0-1	1	1	2	2	6	2	5	0	0	26
02	HENDRIX, Kenyeta	g	2-7	1-5	2-2	0	1	1	0	7	0	1	0	2	29
04	NORMAN, Jasmine	g	4-8	0-0	1-2	0	0	0	5	9	1	2	0	1	19
23	KALU, Ezinne	g	8-16	0-3	2-4	0	2	2	4	18	2	1	0	1	37
05	FIELDS, Lauryn	g	0-2	0-1	0-0	0	0	0	0	0	0	1	0	0	8
10	NIXON, Klah	g	0-0	0-0	0-0	0	0	0	0	0	0	0	0	0	5
12	YOUNG, Jada	g	1-4	0-0	0-0	0	2	2	3	2	0	2	1	1	10
13	THOMAS, Jazmin	g	0-0	0-0	0-0	0	0	0	1	0	1	1	0	0	3
14	RICHARDSON, Tanease	g	1-3	0-0	0-0	0	2	2	4	2	0	0	0	0	11
15	BUIE, Shanikwa	g	0-3	0-1	1-2	1	3	4	3	1	0	0	0	1	10
24	BROWN, Devya	g	0-5	0-4	0-0	0	0	0	3	0	1	2	0	1	13
25	BUSH, Destini	g	0-1	0-0	0-0	1	2	3	1	0	0	1	1	0	12
	Team					1	0	1			1				
	Totals		21-59	1-14	6-11	6	15	21	31	49	8	20	2	8	200

FG % 1st Half: 10-28 35.7% 2nd half: 11-31 35.5% Game: 21-59 35.6% Deadball Rebounds 0  
 3FG % 1st Half: 1-7 14.3% 2nd half: 0-7 0.0% Game: 1-14 7.1%  
 FT % 1st Half: 1-2 50.0% 2nd half: 5-9 55.6% Game: 6-11 54.5%

**#1/1 South Carolina 111 • 9-0**

#	Player	Total		3-Ptr		Rebounds			PF	TP	A	TO	Blk	Stl	Min
		FG-FGA	FT-FTA	FG-FGA	FT-FTA	Off	Def	Tot							
24	WELCH, Aleighsa	f	5-7	0-0	1-4	4	4	8	1	11	0	3	0	1	20
31	DOZIER, Asia	f	0-2	0-1	0-0	0	0	0	0	0	2	0	0	0	15
33	IBIAM, Elem	c	7-9	0-0	7-8	2	2	4	0	21	0	0	1	0	18
05	SESSIONS, Khadijah	g	1-5	0-1	2-3	2	0	2	0	4	4	1	0	4	16
25	MITCHELL, Tiffany	g	6-7	1-1	2-2	0	2	2	2	15	2	0	1	1	21
00	FARMER, India	g	0-2	0-2	1-2	1	1	2	0	1	0	0	0	0	4
01	CUEVAS, Bianca	g	4-7	0-1	1-1	0	1	1	3	9	0	3	0	4	18
02	GAINES, Olivia	g	0-3	0-0	2-2	2	2	4	1	2	1	0	0	0	15
03	DUCKETT, Kaydra	g	0-3	0-0	2-2	2	2	4	1	2	1	0	1	0	7
15	DAVIS, Tiffany	g	0-0	0-0	3-4	0	1	1	1	3	1	0	0	0	10
22	WILSON, A'ja	g	8-10	0-0	7-10	2	4	6	2	23	1	1	2	1	21
23	ROY, Tina	g	0-2	0-2	0-0	0	7	7	1	0	10	2	0	0	18
41	COATES, Alaina	g	7-8	0-0	6-9	3	7	10	0	20	1	2	1	0	17
	Team					2	3	5							
	Totals		38-65	1-8	34-47	20	36	56	12	111	23	12	6	11	200

FG % 1st Half: 22-31 71.0% 2nd half: 16-34 47.1% Game: 38-65 58.5% Deadball Rebounds 5,1  
 3FG % 1st Half: 1-3 33.3% 2nd half: 0-5 0.0% Game: 1-8 12.5%  
 FT % 1st Half: 15-23 65.2% 2nd half: 19-24 79.2% Game: 34-47 72.3%

Officials: Bob Trammell, Jennifer Rezac, Angelica Suffren  
 Technical fouls: Savannah State-None. #1/1 South Carolina-None.  
 Attendance: 9605

Score by periods	1st	2nd	Total
Savannah State	22	27	49
#1/1 South Carolina	60	51	111

Last FG - SSU 2nd-00:34, SC 2nd-03:04.  
 Largest lead - SSU by 2 1st-19:24, SC by 64 2nd-00:52.

Score tied - 2 times.  
 Lead changed - 3 times.



Official Basketball Box Score - Game Totals - Final Statistics  
**#1/1 South Carolina vs Hampton**  
 12/17/14 7:00 pm at Hampton, Va. (HU Convocation Center)



**#1/1 South Carolina 69 • 10-0**

#	Player	Total		3-Ptr		Rebounds			PF	TP	A	TO	Blk	Stl	Min
		FG-FGA	FT-FTA	FG-FGA	FT-FTA	Off	Def	Tot							
24	WELCH, Aleighsa	f	1-4	0-0	2-4	3	2	5	3	4	4	1	0	0	24
31	DOZIER, Asia	f	1-5	1-4	0-0	0	0	0	0	3	2	1	1	0	17
33	IBIAM, Elem	c	1-5	0-0	2-4	4	3	7	4	4	2	4	1	0	25
05	SESSIONS, Khadijah	g	1-3	0-1	0-0	1	2	3	2	2	5	0	0	0	24
25	MITCHELL, Tiffany	g	7-10	6-8	0-0	1	3	4	4	20	3	1	0	0	30
01	CUEVAS, Bianca	g	5-6	2-3	0-0	0	1	1	1	12	1	2	0	1	19
02	GAINES, Olivia	g	0-0	0-0	0-0	0	0	0	0	0	0	0	0	0	6
15	DAVIS, Tiffany	g	0-0	0-0	0-0	0	1	1	0	0	0	2	0	0	3
22	WILSON, A'ja	g	5-9	0-0	2-2	2	4	6	3	12	1	2	1	1	17
23	ROY, Tina	g	0-4	0-3	0-0	0	2	2	0	0	1	1	1	0	14
41	COATES, Alaina	g	4-9	0-0	4-6	3	10	13	2	12	0	4	3	0	21
	Team					4	2	6							
	Totals		25-55	9-19	10-16	18	30	46	19	69	19	18	7	2	200

FG % 1st Half: 13-33 39.4% 2nd half: 12-22 54.5% Game: 25-55 45.5% Deadball Rebounds 3  
 3FG % 1st Half: 5-12 41.7% 2nd half: 4-7 57.1% Game: 9-19 47.4%  
 FT % 1st Half: 6-8 75.0% 2nd half: 4-8 50.0% Game: 10-16 62.5%

**Hampton 49 • 3-6**

#	Player	Total		3-Ptr		Rebounds			PF	TP	A	TO	Blk	Stl	Min
		FG-FGA	FT-FTA	FG-FGA	FT-FTA	Off	Def	Tot							
23	HOBGOOD, Tyler	f	1-3	0-0	0-2	2	3	5	4	2	0	3	0	0	15
00	TATE-DeFREITAS, Malia	g	7-20	1-4	4-4	0	2	2	1	19	1	3	0	1	40
01	COLE, Kenya	g	3-7	2-6	1-2	2	2	4	2	9	4	1	0	2	40
02	WHITE, Kyani	g	4-7	1-2	2-2	0	0	0	1	11	1	2	0	0	38
15	JORDAN, Ryan	g	3-13	1-4	0-1	0	4	4	4	7	2	1	1	2	38
05	MARSHALL, Jackie	g	0-1	0-1	0-0	0	0	0	0	0	0	0	0	0	2
24	DAVIS, Arielle	g	0-0	0-0	0-0	0	0	0	0	1	0	0	0	0	2
34	WARD, Brielle	g	0-1	0-0	1-2	0	3	3	5	1	0	0	0	0	25
	Team					2	1	3							
	Totals		18-52	5-17	8-13	6	15	21	18	49	8	10	1	5	200

FG % 1st Half: 9-26 34.6% 2nd half: 9-26 34.6% Game: 18-52 34.6% Deadball Rebounds 3  
 3FG % 1st Half: 4-9 44.4% 2nd half: 1-8 12.5% Game: 5-17 29.4%  
 FT % 1st Half: 3-4 75.0% 2nd half: 5-9 55.6% Game: 8-13 61.5%

Officials: Norma Jones, Rachelle Jones, Erika Herriman  
 Technical fouls: #1/1 South Carolina-None. Hampton-None.  
 Attendance: 4000

Score by periods	1st	2nd	Total
#1/1 South Carolina	37	32	69
Hampton	25	24	49

	In	Off	2nd	Fast	Bench
Points	26	10	17	11	36
SC	19	6	4	1	
HU	14	19	6	4	1

Last FG - SC 2nd-00:23, HU 2nd-00:52.  
 Largest lead - SC by 27 2nd-03:58, HU by 1 1st-19:08.

Score tied - 2 times.  
 Lead changed - 4 times.



Official Basketball Box Score - Game Totals - Final Statistics  
**Central Michigan vs #1/1 South Carolina**  
 12/20/14 12:00 PM at Williams Arena (Minneapolis, Minn.)



**Central Michigan 45 • 4-4**

#	Player	Total		3-Ptr		Rebounds			PF	TP	A	TO	Blk	Stl	Min
		FG-FGA	FT-FTA	FG-FGA	FT-FTA	Off	Def	Tot							
23	Bradford, Crystal	f	9-18	1-3	1-2	0	4	4	2	20	1	4	0	0	34
32	Bracey, Jas'Mine	f	1-5	0-0	0-1	3	5	8	4	2	1	5	0	1	23
03	Green, Jessica	g	1-10	0-2	2-2	2	0	2	1	4	1	3	0	0	21
10	Breen, Cassandra	g	0-3	0-0	0-0	0	2	2	0	0	0	3	0	0	9
12	Tamm, Kerby	g	1-2	1-2	0-0	0	2	2	0	3	0	0	0	1	31
01	Turner, Da'Jourie	g	1-4	0-2	2-2	0	0	0	0	4	1	1	0	2	21
02	Jones, Lorreal	g	4-9	0-1	2-2	4	4	8	3	10	1	4	0	1	26
14	Corley, Amani	g	1-4	0-1	0-0	0	3	3	0	2	1	3	0	1	18
21	Fabrics, Rikke	g	0-0	0-0	0-0	0	1	1	1	0	0	0	0	0	3
22	Moore, Tinara	g	0-3	0-0	0-0	0	3	3	1	0	1	0	1	0	12
24	Herrington, Karli	g	0-1	0-1	0-0	0	1	1	0	0	0	0	0	0	2
	Team					2	0	2							
	Totals		18-59	2-12	7-9	11	25	36	12	45	7	23	1	6	200

FG % 1st Half: 10-36 27.8% 2nd half: 8-23 34.8% Game: 18-59 30.5% Deadball Rebounds 0  
 3FG % 1st Half: 0-6 0.0% 2nd half: 2-6 33.3% Game: 2-12 16.7%  
 FT % 1st Half: 4-4 100.0% 2nd half: 3-5 60.0% Game: 7-9 77.8%

**#1/1 South Carolina 80 • 11-0**

#	Player	Total		3-Ptr		Rebounds			PF	TP	A	TO	Blk	Stl	Min
		FG-FGA	FT-FTA	FG-FGA	FT-FTA	Off	Def	Tot							
24	WELCH, Aleighsa	f	6-10	0-1	0-2	2	1	3	1	12	2	2	0	0	26
31	DOZIER, Asia	f	2-6	0-2	0-0	0	1	1	0	4	3	1	0	1	22
33	IBIAM, Elem	c	5-12	0-0	0-1	6	6	12	1	10	1	0	2	0	18
05	SESSIONS, Khadijah	g	1-3	0-2	0-0	1	1	2	1	2	3	4	0	2	21
25	MITCHELL, Tiffany	g	7-10	3-6	1-2	1	3	4	1	18	2	3	0	5	24
00	FARMER, India	g	0-0	0-0	0-0	0	0	0	0	0	0	0	0	0	1
01	CUEVAS, Bianca	g	1-7	0-4	0-0	1	0								



Official Basketball Box Score -- Game Totals -- Final Statistics  
**Auburn vs #1/1 South Carolina**  
 01/02/15 7 p.m. at Columbia, S.C. / Colonial Life Arena



**Auburn 58 • 9-5, 0-1 SEC**

#	Player	Total		3-Ptr		Rebounds			PF	TP	A	TO	Blk	Stl	Min
		FG-FGA	FG-FGA	FT-FTA	Off	Def	Tot								
13	Katie Frerking	f	2-13	1-5	0-0	1	4	5	3	5	0	1	0	0	24
44	Tra/Cee Tanner	f	2-5	0-0	0-0	1	4	5	5	4	2	4	1	1	29
10	Brandy Montgomery	g	3-10	0-3	0-0	2	5	7	1	6	0	2	0	1	33
22	Kiani Parker	g	2-3	1-1	0-0	0	2	2	4	5	3	0	0	2	14
40	Khady Dieng	g	0-1	0-0	0-0	0	0	0	2	0	0	0	0	1	12
00	Hasina Muhammad	g	8-18	0-0	10-10	1	1	2	4	26	0	1	3	3	29
23	Jessica Jones	g	0-1	0-1	0-0	0	0	0	2	0	0	0	1	1	6
25	Neydja Petithomme	g	3-6	2-3	2-4	3	1	4	3	10	3	2	0	1	28
35	Asia Robeson	g	1-5	0-1	0-0	2	1	3	1	2	0	1	1	1	17
50	Cabriana Capers	g	0-0	0-0	0-0	1	2	3	0	0	0	0	0	0	8
	Team					2	1	3	1		1				
	Totals		21-62	4-14	12-14	13	21	34	26	58	8	16	6	11	200

FG % 1st Half: 7-29 24.1% 2nd half: 14-33 42.4% Game: 21-62 33.9%  
 3FG % 1st Half: 1-6 16.7% 2nd half: 3-8 37.5% Game: 4-14 28.6%  
 FT % 1st Half: 2-2 100.0% 2nd half: 10-12 83.3% Game: 12-14 85.7%

**#1/1 South Carolina 75 • 13-0, 1-0 SEC**

#	Player	Total		3-Ptr		Rebounds			PF	TP	A	TO	Blk	Stl	Min
		FG-FGA	FG-FGA	FT-FTA	Off	Def	Tot								
24	WELCH, Aleighsa	f	6-6	0-0	0-1	3	3	6	0	12	0	2	1	0	19
31	DOZIER, Asia	f	2-6	1-3	0-0	0	0	0	1	5	4	2	0	1	16
33	IBIAM, Elem	c	5-8	0-0	1-2	2	0	2	3	11	0	1	1	0	19
05	SESSIONS, Khadijah	g	1-2	0-1	1-1	0	3	3	2	3	4	4	0	2	23
25	MITCHELL, Tiffany	g	1-9	1-4	4-4	0	1	1	1	7	4	2	0	2	26
00	FARMER, India	g	0-0	0-0	0-0	0	1	1	0	0	0	0	0	0	2
01	CUEVAS, Bianca	g	4-8	0-2	2-3	0	0	0	2	10	1	2	1	1	20
02	GAINES, Olivia	g	1-1	0-0	1-2	0	1	1	3	3	1	1	0	1	16
15	DAVIS, Tiffany	g	0-0	0-0	0-0	0	0	0	0	0	0	0	0	0	1
22	WILSON, A'ja	g	6-17	0-0	0-1	2	8	10	3	12	1	1	2	0	27
23	ROY, Tina	g	1-1	1-1	0-0	0	1	1	0	3	2	3	0	0	11
41	COATES, Alaina	g	3-4	0-0	5-9	5	9	14	1	11	0	0	1	1	20
	Team					3	0	3							
	Totals		30-62	3-11	14-23	15	27	42	16	77	17	18	6	8	200

FG % 1st Half: 15-33 45.5% 2nd half: 15-29 51.7% Game: 30-62 48.4%  
 3FG % 1st Half: 1-6 16.7% 2nd half: 2-5 40.0% Game: 3-11 27.3%  
 FT % 1st Half: 3-4 75.0% 2nd half: 11-19 57.9% Game: 14-23 60.9%

Officials: Beverly Roberts, Kelly Johnson, Bill Larence  
 Technical fouls: Auburn-TEAM. #1/1 South Carolina-None.  
 Attendance: 16465

Score by periods	1st	2nd	Total
Auburn	17	41	58
#1/1 South Carolina	34	43	77

Last FG - AU 2nd-00:06, SC 2nd-01:53.  
 Largest lead - AU None, SC by 23 2nd-05:53.

Points	In	Off	2nd	Fast	Bench
	Paint	T/O	Chance	Break	
AU	24	12	13	8	38
SC	52	28	16	22	39

Score tied - 0 times.  
 Lead changed - 0 times.



Official Basketball Box Score -- Game Totals -- Final Statistics  
**#1/1 South Carolina vs LSU**  
 01/04/15 2:05 p.m. at Baton Rouge, La. (Maravich Center)



**#1/1 South Carolina 75 • 14-0 (2-0 SEC)**

#	Player	Total		3-Ptr		Rebounds			PF	TP	A	TO	Blk	Stl	Min
		FG-FGA	FG-FGA	FT-FTA	Off	Def	Tot								
24	WELCH, Aleighsa	f	3-4	0-0	0-2	1	4	5	0	6	1	0	1	0	21
31	DOZIER, Asia	f	1-3	1-3	0-0	0	0	0	1	3	1	1	0	0	12
33	IBIAM, Elem	c	1-2	0-0	0-0	0	4	4	2	2	1	0	1	0	18
05	SESSIONS, Khadijah	g	0-1	0-1	0-0	1	2	3	3	0	0	1	0	1	13
25	MITCHELL, Tiffany	g	7-12	3-6	0-0	0	4	4	2	17	2	4	0	1	24
00	FARMER, India	g	0-0	0-0	0-0	0	0	0	0	0	0	0	0	0	2
01	CUEVAS, Bianca	g	2-8	1-4	3-3	0	1	1	2	8	2	2	0	2	18
02	GAINES, Olivia	g	1-3	0-0	0-0	0	0	0	2	2	3	1	0	2	19
03	DAVIS, Tiffany	g	0-0	0-0	0-0	0	0	0	0	0	0	0	0	0	1
15	DAVIS, Tiffany	g	1-1	1-1	0-0	0	3	3	1	3	2	3	0	0	11
22	WILSON, A'ja	g	7-11	0-0	7-9	3	10	13	3	21	2	5	3	1	26
23	ROY, Tina	g	2-6	2-6	0-0	0	1	1	1	6	4	3	0	0	21
41	COATES, Alaina	g	2-2	0-0	3-4	1	3	4	2	7	0	3	2	0	14
	Team					4	0	4							
	Totals		27-53	8-21	13-18	10	32	42	19	75	18	23	7	8	200

FG % 1st Half: 15-30 50.0% 2nd half: 12-23 52.2% Game: 27-53 50.9%  
 3FG % 1st Half: 6-15 40.0% 2nd half: 2-6 33.3% Game: 8-21 38.1%  
 FT % 1st Half: 1-3 33.3% 2nd half: 12-15 80.0% Game: 13-18 72.2%

**LSU 51 • 7-7 (1-1 SEC)**

#	Player	Total		3-Ptr		Rebounds			PF	TP	A	TO	Blk	Stl	Min
		FG-FGA	FG-FGA	FT-FTA	Off	Def	Tot								
23	AMICHA, Stephanie	f	4-6	0-0	0-2	4	3	7	3	8	1	5	0	2	23
42	BOYKIN, Sheila	f	3-6	0-0	0-0	3	8	11	2	6	0	1	0	2	25
11	MONCRIEF, Raigyne	g	3-12	0-0	1-3	2	2	4	1	7	0	1	0	1	22
13	HILL, Rina	g	2-6	0-0	1-2	0	1	1	2	5	1	1	0	0	22
24	HARDEN, DaSHAWN	g	4-12	0-1	1-2	0	3	3	3	9	0	4	1	3	25
01	DEEMER, Jenna	g	2-6	0-3	1-2	0	0	0	0	5	1	0	0	1	23
03	BETHEL, Akilah	g	0-3	0-0	1-2	2	1	3	2	1	0	2	0	1	13
04	PEDERSEN, Anne	g	3-8	1-3	1-2	1	0	1	3	8	0	2	0	2	26
01	RHODES, Jasmine	g	1-3	0-0	0-1	1	0	1	1	2	1	1	0	1	16
31	JONES, Ann	g	0-2	0-0	0-1	1	1	2	3	0	0	1	0	0	5
	Team					2	0	2							
	Totals		22-64	1-7	6-16	16	19	35	20	51	4	18	1	13	200

FG % 1st Half: 9-27 33.3% 2nd half: 13-37 35.1% Game: 22-64 34.4%  
 3FG % 1st Half: 1-3 33.3% 2nd half: 0-4 0.0% Game: 1-7 14.3%  
 FT % 1st Half: 3-9 33.3% 2nd half: 3-7 42.9% Game: 6-16 37.5%

Officials: Laura Morris, Eric Brewton, Ed Sidlasky  
 Technical fouls: #1/1 South Carolina-None. LSU-None.  
 Attendance: 3438  
 Actual Attendance: 2439

Score by periods	1st	2nd	Total
#1/1 South Carolina	37	38	75
LSU	22	29	51

Last FG - SC 2nd-03:00, LSU 2nd-00:06.  
 Largest lead - SC by 31 2nd-11:07, LSU by 2 1st-18:22.

Score tied - 1 time.  
 Lead changed - 1 time.



Official Basketball Box Score -- Game Totals -- Final Statistics  
**#1/1 South Carolina vs Alabama**  
 01/08/15 6 p.m. at Tuscaloosa, Ala. (Foster Auditorium)



**#1/1 South Carolina 102 • 15-0, 3-0 SEC**

#	Player	Total		3-Ptr		Rebounds			PF	TP	A	TO	Blk	Stl	Min
		FG-FGA	FG-FGA	FT-FTA	Off	Def	Tot								
24	WELCH, Aleighsa	f	5-6	0-0	0-0	0	2	2	4	10	1	0	1	0	22
31	DOZIER, Asia	f	6-8	3-5	0-0	0	2	2	2	15	2	1	0	2	24
33	IBIAM, Elem	c	2-3	0-0	0-0	1	2	3	2	4	0	1	0	0	15
05	SESSIONS, Khadijah	g	1-3	0-1	0-0	1	0	1	0	2	5	0	0	4	18
25	MITCHELL, Tiffany	g	6-10	3-6	1-1	0	1	1	2	16	3	0	0	1	26
00	FARMER, India	g	0-1	0-0	0-0	1	0	1	1	0	0	0	0	0	4
01	CUEVAS, Bianca	g	1-5	1-4	4-4	1	2	3	0	7	3	0	0	0	15
02	GAINES, Olivia	g	1-2	0-1	0-0	1	0	1	1	2	3	0	0	0	13
03	DUCKETT, Kaydra	g	0-0	0-0	0-0	0	1	1	0	0	0	0	0	0	4
15	DAVIS, Tiffany	g	1-1	1-1	1-2	1	0	1	0	4	0	0	0	0	4
22	WILSON, A'ja	g	3-7	0-0	5-7	0	5	5	1	11	3	4	3	1	19
23	ROY, Tina	g	4-4	3-3	0-0	0	2	2	1	11	1	1	0	0	15
41	COATES, Alaina	g	7-8	0-0	6-6	2	1	3	1	20	1	0	3	0	21
	Team					0	4	4							
	Totals		37-58	11-21	17-20	8	22	30	15	102	22	7	7	8	200

FG % 1st Half: 19-28 67.9% 2nd half: 18-30 60.0% Game: 37-58 63.8%  
 3FG % 1st Half: 4-9 44.4% 2nd half: 7-12 58.3% Game: 11-21 52.4%  
 FT % 1st Half: 6-7 85.7% 2nd half: 11-13 84.6% Game: 17-20 85.0%

**Alabama 59 • 11-7, 0-3 SEC**

#	Player	Total		3-Ptr		Rebounds			PF	TP	A	TO	Blk	Stl	Min
		FG-FGA	FG-FGA	FT-FTA	Off	Def	Tot								
13	Hegstetter, Nikki	f	1-4	0-1	0-0	1	0	1	1	2	0	2	1	0	15
20	Williams, Ashley	f	4-7	0-0	2-2	0	2	2	1	10	0	2	0	0	26
25	Hutchen, Briana	f	3-5	0-2	0-0	1	5	6	0	6	0	0	0	2	19
11	Cook, Hannah	g	0-1	0-1	3-5	0	0	0	2	3	0	4	0	0	17
22	Middlebrook, Karyla	g	2-3	0-0	0-0	0	2	2	1	4	2	6	0	0	26
01</															



Official Basketball Box Score - Game Totals - Final Statistics  
**#1/1 South Carolina vs Mizou**  
 1/15/15 8 p.m. at Mizou Arena



**#1/1 South Carolina 60 • 17-0, 5-0 SEC**

#	Player	Total		3-Ptr		Rebounds			PF	TP	A	TO	Bk	Stl	Min
		FG-FGA	FG-FGA	FT-FTA	Off	Def	Tot								
24	WELCH, Aleighsa	f	3-10	0-0	2-4	4	10	14	2	8	1	2	1	0	34
31	DOZIER, Asia	f	1-5	1-4	0-0	0	3	3	2	3	0	1	0	0	30
33	IBIAM, Elem	c	0-3	0-0	0-0	1	2	3	3	0	0	3	2	0	14
05	SESSIONS, Khadijah	g	3-7	1-4	0-1	1	4	5	1	7	2	0	0	1	24
25	MITCHELL, Tiffany	g	8-14	2-5	1-2	1	5	6	1	19	1	2	2	3	34
01	CUEVAS, Bianca	g	1-5	0-0	3-4	1	1	2	2	5	1	1	0	1	15
02	GAINES, Olivia	g	0-0	0-0	0-0	0	0	0	1	0	0	0	0	0	2
22	WILSON, A'ja	g	1-3	0-0	1-4	1	3	4	2	3	0	1	0	0	12
23	ROY, Tina	g	0-4	0-4	0-0	1	0	1	0	0	1	1	0	0	8
40	WHITE, Jatarie	g	0-0	0-0	0-0	1	1	2	0	0	0	1	0	0	5
41	COATES, Alaina	g	4-7	0-0	7-8	4	3	7	4	15	0	2	0	0	22
Team						2	2	4							
Totals			21-58	4-17	14-23	17	34	51	18	60	6	14	5	5	200

FG % 1st Half: 11-34 32.4% 2nd half: 10-24 41.7% Game: 21-58 36.2% Deadball Rebounds 3  
 3FG % 1st Half: 1-9 11.1% 2nd half: 3-8 37.5% Game: 4-17 23.5%  
 FT % 1st Half: 1-9 22.2% 2nd half: 12-14 85.7% Game: 14-23 60.9%

**Mizzou 49 • 11-7, 1-4 SEC**

#	Player	Total		3-Ptr		Rebounds			PF	TP	A	TO	Bk	Stl	Min
		FG-FGA	FG-FGA	FT-FTA	Off	Def	Tot								
22	Frericks, Jordan	f	2-9	0-0	2-4	2	4	6	5	6	0	2	0	0	26
03	Fowler, Bree	g	1-6	0-2	2-2	1	1	2	4	4	2	0	0	0	25
11	Cunningham, Lindsey	g	1-2	0-0	1-2	0	3	3	2	3	3	1	0	0	36
24	Michaelis, Sierra	g	8-15	4-7	2-3	2	5	7	5	22	1	4	0	1	35
30	Eye, Morgan	g	1-10	1-6	2-2	1	6	7	3	5	0	1	0	3	32
02	Stock, Morgan	g	0-4	0-3	0-0	0	0	0	1	0	0	0	0	0	15
10	Stock, Maddie	g	3-6	2-4	1-2	0	4	4	2	9	0	3	0	1	20
12	Hudyn, Michelle	g	0-1	0-0	0-0	0	1	1	0	0	0	0	0	0	6
23	Robinson, Juanita	g	0-1	0-0	0-0	0	1	1	2	0	0	2	0	0	5
Team						1	1	2							
Totals			16-54	7-22	10-15	7	26	33	24	49	6	14	0	7	200

FG % 1st Half: 8-29 27.6% 2nd half: 8-25 32.0% Game: 16-54 29.6% Deadball Rebounds 2  
 3FG % 1st Half: 3-11 27.3% 2nd half: 3-8 36.4% Game: 7-22 31.8%  
 FT % 1st Half: 1-3 33.3% 2nd half: 7-9 77.8% Game: 10-15 66.7%

Officials: Michael McConnell, Gina Cross, Doug Knight  
 Technical fouls: #1/1 South Carolina-WELCH, Aleighsa, Mizou-None.  
 Attendance: 1440

Score by periods	1st	2nd	Total
#1/1 South Carolina	25	35	60
Mizzou	20	29	49

Last FG - SC 2nd-02:51, MU 2nd-00:02.  
 Largest lead - SC by 14 2nd-00:15, MU by 2 1st-19:38.

Score tied - 4 times.  
 Lead changed - 1 time.



Official Basketball Box Score - Game Totals - Final Statistics  
**#1/1 South Carolina vs Florida**  
 01/19/15 7 p.m. ET at Gainesville, FL \* O'Connell Center



**#1/1 South Carolina 77 • 18-0, 6-0 SEC**

#	Player	Total		3-Ptr		Rebounds			PF	TP	A	TO	Bk	Stl	Min
		FG-FGA	FG-FGA	FT-FTA	Off	Def	Tot								
24	WELCH, Aleighsa	f	3-4	0-0	0-0	0	2	2	1	6	4	2	1	0	21
31	DOZIER, Asia	f	1-2	0-1	0-0	0	0	0	0	2	0	0	0	0	14
33	IBIAM, Elem	c	2-4	0-0	0-0	0	3	3	2	4	0	1	1	0	14
05	SESSIONS, Khadijah	g	0-0	0-0	0-0	1	2	3	3	0	2	1	0	0	13
25	MITCHELL, Tiffany	g	8-10	1-1	1-1	0	0	0	1	18	1	1	0	4	23
00	FARMER, India	g	0-0	0-0	2-2	0	0	0	0	2	0	0	0	1	4
01	CUEVAS, Bianca	g	4-8	1-3	2-2	0	2	2	1	11	4	1	0	0	19
02	GAINES, Olivia	g	0-0	0-0	1-2	1	1	2	1	1	1	1	0	0	6
03	DUCKETT, Kaydra	g	0-1	0-0	0-0	0	0	0	0	0	0	0	0	0	4
15	DAVIS, Tiffany	g	1-2	1-2	0-0	0	2	2	1	3	0	1	0	0	6
22	WILSON, A'ja	g	7-11	0-0	2-2	2	7	9	1	16	0	1	1	1	21
23	ROY, Tina	g	2-4	1-3	0-0	0	1	1	0	5	3	1	0	0	19
40	WHITE, Jatarie	g	1-3	0-0	1-4	2	1	3	1	3	0	3	0	0	15
41	COATES, Alaina	g	3-5	0-0	0-1	2	11	13	1	6	1	3	2	3	21
Team						1	2	3							
Totals			32-54	4-10	9-14	9	33	42	13	77	16	16	5	9	200

FG % 1st Half: 17-25 68.0% 2nd half: 15-29 51.7% Game: 32-54 59.3% Deadball Rebounds 2  
 3FG % 1st Half: 1-3 33.3% 2nd half: 3-7 42.9% Game: 4-10 40.0%  
 FT % 1st Half: 5-8 62.5% 2nd half: 4-6 66.7% Game: 9-14 64.3%

**Florida 42 • 9-10, 1-5 SEC**

#	Player	Total		3-Ptr		Rebounds			PF	TP	A	TO	Bk	Stl	Min
		FG-FGA	FG-FGA	FT-FTA	Off	Def	Tot								
23	Copeland, Brooke	f	0-9	0-5	3-4	4	1	5	2	3	1	2	1	0	29
44	Needzen,Haley	f	2-4	0-0	0-0	3	0	3	3	4	1	0	0	0	15
04	Needles,Carlie	g	1-6	0-3	0-0	2	1	3	2	2	0	4	0	1	26
13	Peoples,Cassie	g	1-12	0-4	0-0	2	1	3	1	2	2	4	0	0	29
22	Lewis,Kayla	g	4-10	0-0	0-0	2	6	8	0	8	1	0	0	0	30
01	Williams,Ronni	g	6-14	0-0	0-0	2	1	3	5	12	1	1	0	2	18
03	Miller,January	g	2-9	0-2	0-0	2	2	4	4	4	0	1	0	0	19
11	Anderson,Dyandria	g	2-4	0-0	0-0	1	0	1	0	4	0	1	0	0	17
15	Dimaita,Viktorija	g	0-0	0-0	0-0	0	0	0	0	2	0	2	1	1	10
32	Batchelor,Carla	g	1-2	1-1	0-0	0	2	2	1	3	0	0	0	0	7
Team						1	2	3							
Totals			19-70	1-15	3-4	19	16	35	20	42	6	15	2	4	200

FG % 1st Half: 8-37 21.6% 2nd half: 11-33 33.3% Game: 19-70 27.1% Deadball Rebounds 0  
 3FG % 1st Half: 0-4 0.0% 2nd half: 1-11 9.1% Game: 1-15 6.7%  
 FT % 1st Half: 1-2 50.0% 2nd half: 2-2 100.0% Game: 3-4 75.0%

Officials: Lisa Mattingly, Laura Morris, Felicia Grinter  
 Technical fouls: #1/1 South Carolina-None. Florida-None.  
 Attendance: 150

UF #1 R. Williams fouls out at 11:41(2)

Score by periods	1st	2nd	Total
#1/1 South Carolina	40	37	77
Florida	17	25	42

Points In Off 2nd Fast Bench  
 SC 46 20 11 14 47  
 UF 26 13 12 4 23



Official Basketball Box Score - Game Totals - Final Statistics  
**#12/10 Texas A&M vs #1/1 South Carolina**  
 01/26/15 7 p.m. at Columbia, S.C./Colonial Life Arena



**#12/10 Texas A&M 61 • 16-5, 4-3 SEC**

#	Player	Total		3-Ptr		Rebounds			PF	TP	A	TO	Bk	Stl	Min
		FG-FGA	FG-FGA	FT-FTA	Off	Def	Tot								
01	Courtney Williams	f	3-21	1-2	5-6	1	4	5	2	12	3	2	0	3	34
03	Achiri Ade	f	5-10	0-0	5-7	2	3	5	3	15	0	1	2	1	38
00	Khaalila Hillsman	c	1-2	0-0	0-0	0	1	1	3	2	0	0	0	0	16
24	Jordan Jones	g	6-10	2-5	0-1	2	2	4	4	14	4	5	0	2	28
33	Courtney Walker	g	5-8	0-0	0-0	0	1	1	3	10	1	6	1	1	35
11	Curtye Knox	g	0-2	0-1	0-0	0	1	1	0	0	2	1	0	0	12
12	Jada Terry	g	0-0	0-0	0-0	0	1	1	0	0	0	0	0	0	2
13	Chelsea Jennings	g	0-3	0-0	0-0	1	2	3	0	0	1	0	0	0	6
15	Tori Scott	g	2-3	0-0	0-0	1	2	2	4	0	0	0	0	0	9
23	Rachel Mitchell	g	2-3	0-0	0-2	1	3	5	4	4	0	1	0	1	18
32	T. Scott-Williams	g	0-0	0-0	0-0	0	0	0	0	0	0	0	0	0	2
Team						1	0	1							
Totals			24-62	3-8	10-16	10	19	29	22	61	11	16	3	8	200

FG % 1st Half: 13-28 46.4% 2nd half: 11-34 32.4% Game: 24-62 38.7% Deadball Rebounds 21  
 3FG % 1st Half: 2-4 50.0% 2nd half: 1-4 25.0% Game: 3-8 37.5%  
 FT % 1st Half: 3-4 75.0% 2nd half: 7-12 58.3% Game: 10-16 62.5%

**#1/1 South Carolina 79 • 19-0 (7-0 SEC)**

#	Player	Total		3-Ptr		Rebounds			PF	TP	A	TO	Bk	Stl	Min
		FG-FGA	FG-FGA	FT-FTA	Off	Def	Tot								
24	WELCH, Aleighsa	f	5-9	0-0	2-4	1	6	7	5	12	0	1	2	0	24
31	DOZIER, Asia	f	0-1	0-0	0-0	0	1	1	1	0	1	3	0	0	10
33	IBIAM, Elem	c	3-4	0-0	0-0	1	2	3	1	6	0	1	1	0	17
05	SESSIONS, Khadijah	g	1-2	0-0	2-2	0	2	2	1	4	2	2	1	4	24
25	MITCHELL, Tiffany	g	5-12	0-2	6-6	1	1	2	0	16	3	1	0	2	33
01	CUEVAS, Bianca	g	2-5	0-0	0-0	0	2	2	1	4	1	3	0	1	16
02	GAINES, Olivia	g	0-1	0-0	0-0	0	0	0	0	0	0	0	0	0	7
03	DUCKETT, Kaydra	g	0-0	0-0	0-0	0	0	0	1	0	0	0	0	0	2
15	DAVIS, Tiffany	g	0-1	0-1	2-2	0	2	2	0	2	0	0	0	0	4
22	WILSON, A'ja	g	6-10	0-0	6-8	1	8	9	4	18	1	4	2	1	25
23	ROY, Tina	g	2-2	1-1	0-0	0									







Official Basketball Box Score -- Game Totals -- Final Statistics  
**Vanderbilt vs #1/2 South Carolina**  
 02/15/15 12 p.m. at Columbia, S.C./Colonial Life Arena



**Vanderbilt 59 • 13-12 (4-8 SEC)**

#	Player	Total		3-Ptr	Rebounds			PF	TP	A	TO	Blk	Stl	Min	
		FG-FGA	FG-FGA	FT-FTA	Off	Def	Tot								
21	Heather Bowe	f	2-7	0-0	0-0	1	3	4	2	4	0	1	0	0	14
22	Marqu'es Webb	f	4-8	0-0	3-6	0	1	1	4	11	0	1	0	1	29
01	Rebekah Dahlman	g	5-9	1-1	2-2	0	1	1	5	13	3	7	0	1	29
15	Jasmine Jenkins	g	1-3	0-0	1-2	1	3	4	4	3	2	5	0	2	31
25	Morgan Batey	g	2-3	0-0	0-1	1	1	2	1	4	2	1	0	1	19
03	Rachel Bell		3-6	1-3	0-0	1	1	2	2	7	1	1	1	0	29
13	A. Caron-Goudreau		3-5	0-0	1-2	1	2	3	4	7	1	4	1	0	25
24	Kristen Gaffney		0-2	0-0	0-0	0	0	0	0	0	0	0	0	0	4
41	Paris Kea		5-8	0-0	0-0	2	2	4	0	10	2	2	0	2	15
44	Rayte'a Long		0-1	0-0	0-0	0	2	2	1	0	1	0	0	0	5
	Team					0	0	0							
	<b>Totals</b>		<b>25-52</b>	<b>2-4</b>	<b>7-13</b>	<b>7</b>	<b>16</b>	<b>23</b>	<b>23</b>	<b>59</b>	<b>12</b>	<b>22</b>	<b>2</b>	<b>7</b>	<b>200</b>

FG % 1st Half: 12-26 46.2% 2nd half: 13-26 50.0% Game: 25-52 48.1% Deadball Rebounds 3.1  
 3FG % 1st Half: 0-0 0.0% 2nd half: 2-4 50.0% Game: 2-4 50.0%  
 FT % 1st Half: 3-6 50.0% 2nd half: 4-7 57.1% Game: 7-13 53.8%

**#1/2 South Carolina 89 • 24-1 (12-0 SEC)**

#	Player	Total		3-Ptr	Rebounds			PF	TP	A	TO	Blk	Stl	Min	
		FG-FGA	FG-FGA	FT-FTA	Off	Def	Tot								
24	WELCH, Aleighsa	f	3-5	0-0	0-0	6	3	9	1	6	1	4	0	2	22
31	DOZIER, Asia	f	0-3	0-3	0-0	0	0	0	1	0	1	0	0	0	13
33	IBIAM, Elem	c	4-8	0-0	1-1	1	3	4	4	9	1	0	0	0	17
05	SESSIONS, Khadijah	g	1-2	1-1	0-1	0	2	2	2	3	3	1	1	3	18
25	MITCHELL, Tiffany	g	8-12	1-4	3-4	2	1	3	0	20	1	4	0	4	26
01	CUEVAS, Bianca		0-5	0-1	4-4	2	1	3	0	4	5	3	0	3	21
02	GAINES, Olivia		0-1	0-0	0-0	1	2	3	1	0	1	1	0	0	13
03	DUCKETT, Kaydra		0-2	0-0	0-0	1	0	1	0	0	0	0	0	0	3
22	WILSON, A'ja		5-7	0-0	10-11	2	3	5	0	20	2	0	0	1	20
23	ROY, Tina		3-4	3-4	0-0	0	2	2	0	9	4	2	0	0	18
40	WHITE, Jatarie		1-7	0-0	2-2	1	3	4	2	4	0	0	0	1	12
41	COATES, Alaina		6-9	0-0	2-3	2	1	3	4	14	1	1	1	0	17
	Team					2	2	4							
	<b>Totals</b>		<b>31-65</b>	<b>5-13</b>	<b>22-26</b>	<b>20</b>	<b>23</b>	<b>43</b>	<b>15</b>	<b>89</b>	<b>20</b>	<b>16</b>	<b>2</b>	<b>14</b>	<b>200</b>

FG % 1st Half: 16-34 47.1% 2nd half: 15-31 48.4% Game: 31-65 47.7% Deadball Rebounds 1  
 3FG % 1st Half: 2-6 33.3% 2nd half: 3-7 42.9% Game: 5-13 38.5%  
 FT % 1st Half: 12-13 92.3% 2nd half: 10-13 76.9% Game: 22-26 84.6%

Officials: Felicia Grinter, Frank Steratore, Bruce Morris  
 Technical fouls: Vanderbilt-None. #1/2 South Carolina-None.  
 Attendance: 15255

Score by periods	1st	2nd	Total
Vanderbilt	27	32	59
#1/2 South Carolina	46	43	89

	In	Off	2nd	Fast	Bench
Points	Paint	T/O	Chance	Break	
VANDY	32	18	8	12	24
SC	50	29	18	21	51

Last FG - VANDY 2nd-00:16, SC 2nd-01:32.  
 Largest lead - VANDY by 2 1st-18:58, SC by 35 2nd-02:47.

Score tied - 3 times.  
 Lead changed - 2 times.



**2014-15 South Carolina Basketball**  
**South Carolina Game-by-Game Highs (as of Feb 15, 2015)**  
**All games**



Opponent	Date	Score	Points	Rebounds	Assists	Steals	Blocked shots
SOUTHERN CAL	11/15/14	70-61	18-MITCHELL, Tiffany COATES, Alaina	13-COATES, Alaina	6-ROY, Tina	3-ROY, Tina	4-WELCH, Aleighsa
CLEMSON	11/20/14	99-41	18-WILSON, A'ja	10-COATES, Alaina	5-MITCHELL, Tiffany	3-MITCHELL, Tiffany	2-COATES, Alaina IBIAM, Elem
SAN DIEGO STATE	11/23/14	89-38	20-MITCHELL, Tiffany	9-WILSON, A'ja	5-CUEVAS, Bianca	4-SESSIONS, Khadij CUEVAS, Bianca	1-WILSON, A'ja
vs Wisconsin	11/27/14	67-44	11-WILSON, A'ja	9-COATES, Alaina	4-DOZIER, Asia	3-WILSON, A'ja	2-WELCH, Aleighsa IBIAM, Elem WILSON, A'ja
vs #22/22 Syracuse	11/28/14	67-63	21-MITCHELL, Tiffany	10-WILSON, A'ja	5-ROY, Tina	2-WILSON, A'ja	1-SESSIONS, Khadij IBIAM, Elem WELCH, Aleighsa WILSON, A'ja
NC CENTRAL	12/01/14	90-26	16-WILSON, A'ja	8-WILSON, A'ja	8-SESSIONS, Khadij	7-MITCHELL, Tiffany	3-IBIAM, Elem
CHARLOTTE	12/04/14	82-61	17-WILSON, A'ja	13-COATES, Alaina	4-SESSIONS, Khadij	3-WILSON, A'ja	3-WILSON, A'ja
at #9/8 Duke	12/07/14	51-50	11-DOZIER, Asia	10-COATES, Alaina	4-MITCHELL, Tiffany	3-SESSIONS, Khadij	2-WELCH, Aleighsa
SAVANNAH STATE	12/14/14	111-49	23-WILSON, A'ja	10-COATES, Alaina	10-ROY, Tina	4-SESSIONS, Khadij CUEVAS, Bianca	2-WILSON, A'ja
at Hampton	12/17/14	69-49	20-MITCHELL, Tiffany	13-COATES, Alaina	5-SESSIONS, Khadij	1-WILSON, A'ja CUEVAS, Bianca	3-COATES, Alaina
vs Central Michigan	12/20/14	80-45	18-MITCHELL, Tiffany	12-IBIAM, Elem	4-CUEVAS, Bianca ROY, Tina	5-MITCHELL, Tiffany	2-IBIAM, Elem COATES, Alaina
vs Liberty	12/21/14	84-44	17-WILSON, A'ja	10-WILSON, A'ja	4-DOZIER, Asia	3-GAINES, Olivia	3-WILSON, A'ja
AUBURN	01/02/15	77-58	12-WELCH, Aleighsa WILSON, A'ja	14-COATES, Alaina	4-MITCHELL, Tiffany DOZIER, Asia SESSIONS, Khadija	2-MITCHELL, Tiffany SESSIONS, Khadija	2-WILSON, A'ja
at LSU	01/04/15	75-51	21-WILSON, A'ja	13-WILSON, A'ja	4-ROY, Tina	2-CUEVAS, Bianca GAINES, Olivia	3-WILSON, A'ja
at Alabama	01/08/15	102-59	20-COATES, Alaina	5-WILSON, A'ja	5-SESSIONS, Khadij	4-SESSIONS, Khadij	3-WILSON, A'ja COATES, Alaina
#10/11 KENTUCKY	01/11/15	68-60	19-MITCHELL, Tiffany	11-WELCH, Aleighsa	4-MITCHELL, Tiffany	1-SESSIONS, Khadij WELCH, Aleighsa COATES, Alaina	3-WILSON, A'ja WELCH, Aleighsa
at Mizzou	01/15/15	60-49	19-MITCHELL, Tiffany	14-WELCH, Aleighsa	2-SESSIONS, Khadij	3-MITCHELL, Tiffany	2-MITCHELL, Tiffany IBIAM, Elem
at Florida	01/19/15	77-42	18-MITCHELL, Tiffany	13-COATES, Alaina	4-WELCH, Aleighsa CUEVAS, Bianca	4-MITCHELL, Tiffany	2-COATES, Alaina
#12/10 TEXAS A&M	01/26/15	79-61	18-WILSON, A'ja	11-COATES, Alaina	3-MITCHELL, Tiffany COATES, Alaina	4-SESSIONS, Khadij	2-WELCH, Aleighsa WILSON, A'ja
ALABAMA	01/29/15	85-54	17-WILSON, A'ja	10-COATES, Alaina	5-CUEVAS, Bianca	3-SESSIONS, Khadij	5-COATES, Alaina
at Ole Miss	02/01/15	77-59	21-CUEVAS, Bianca	10-COATES, Alaina	3-SESSIONS, Khadij	2-SESSIONS, Khadij WILSON, A'ja	2-COATES, Alaina WELCH, Aleighsa
at #22/21 Georgia	02/05/15	58-35	16-CUEVAS, Bianca	14-WELCH, Aleighsa	3-MITCHELL, Tiffany	2-CUEVAS, Bianca MITCHELL, Tiffany	3-WELCH, Aleighsa
at #2/2 Connecticut	02/09/15	62-87	17-WELCH, Aleighsa MITCHELL, Tiffany	11-WELCH, Aleighsa	3-MITCHELL, Tiffany	2-MITCHELL, Tiffany	1-COATES, Alaina
LSU	02/12/15	86-62	26-WILSON, A'ja	9-WELCH, Aleighsa	5-WELCH, Aleighsa	3-SESSIONS, Khadij MITCHELL, Tiffany	2-COATES, Alaina WILSON, A'ja
VANDERBILT	02/15/15	89-59	20-MITCHELL, Tiffany WILSON, A'ja	9-WELCH, Aleighsa	5-CUEVAS, Bianca	4-MITCHELL, Tiffany	1-SESSIONS, Khadij COATES, Alaina



**2014-15 South Carolina Basketball**  
**South Carolina Points-Rebounds-Assists (as of Feb 15, 2015)**  
**All games**



Opponent	Date	Score		00	01	02	03	05	15	22
				FARMER,IND	CUEVAS,BIA	GAINES,OLI	DUCKETT,KA	SESSIONS,K	DAVIS,TIFF	WILSON,A'J
SOUTHERN CAL	11/15/14	70-61	w	DNP	0-1-0	0-0-0	DNP	6-2-2	DNP	4-5-1
CLEMSON	11/20/14	99-41	w	0-1-0	10-3-2	0-5-2	0-0-1	7-6-4	3-1-2	18-5-0
SAN DIEGO STATE	11/23/14	89-38	w	1-0-0	11-3-5	0-2-1	DNP	6-0-3	0-2-1	15-9-3
vs Wisconsin	11/27/14	67-44	w	0-0-0	2-1-1	0-1-3	0-0-0	2-4-2	2-0-0	11-6-1
vs #22/22 Syracuse	11/28/14	67-63	w	DNP	0-0-0	0-0-0	DNP	5-1-3	DNP	15-10-0
NC CENTRAL	12/01/14	90-26	w	0-2-0	4-1-5	4-1-0	2-1-0	4-4-8	0-1-1	16-8-1
CHARLOTTE	12/04/14	82-61	w	0-0-0	0-1-1	0-0-0	0-0-0	6-2-4	DNP	17-3-1
at #9/8 Duke	12/07/14	51-50	w	DNP	0-0-0	0-0-0	DNP	0-2-2	DNP	10-5-0
SAVANNAH STATE	12/14/14	111-49	w	1-2-0	9-1-0	2-4-1	2-4-1	4-2-4	3-1-1	23-6-1
at Hampton	12/17/14	69-49	w	DNP	12-1-1	0-0-0	DNP	2-3-5	0-1-0	12-6-1
vs Central Michigan	12/20/14	80-45	w	0-0-0	2-1-4	2-2-0	0-1-0	2-2-3	0-0-0	12-5-0
vs Liberty	12/21/14	84-44	w	0-0-0	6-1-3	2-1-3	0-0-0	0-1-1	0-1-0	17-10-1
AUBURN	01/02/15	77-58	w	0-1-0	10-0-1	3-1-1	DNP	3-3-4	0-0-0	12-10-1
at LSU	01/04/15	75-51	w	0-0-0	8-1-2	2-0-3	0-0-0	0-3-0	3-3-2	21-13-2
at Alabama	01/08/15	102-59	w	0-1-0	7-3-3	2-1-3	0-1-0	2-1-5	4-1-0	11-5-3
#10/11 KENTUCKY	01/11/15	68-60	w	DNP	2-0-0	DNP	DNP	12-5-2	0-0-0	8-9-1
at Mizzou	01/15/15	60-49	w	DNP	5-2-1	0-0-0	DNP	7-5-2	DNP	3-4-0
at Florida	01/19/15	77-42	w	2-0-0	11-2-4	1-2-1	0-0-0	0-3-2	3-2-0	16-9-0
#12/10 TEXAS A&M	01/26/15	79-61	w	DNP	4-2-1	0-0-0	0-0-0	4-2-2	2-2-0	18-9-1
ALABAMA	01/29/15	85-54	w	DNP	6-4-5	6-0-0	0-0-0	7-4-4	DNP	17-5-3
at Ole Miss	02/01/15	77-59	w	0-0-0	21-4-0	0-0-0	0-0-0	7-2-3	DNP	11-6-1
at #22/21 Georgia	02/05/15	58-35	w	DNP	16-4-2	2-1-1	0-1-0	1-3-2	DNP	4-5-0
at #2/2 Connecticut	02/09/15	62-87	L	DNP	2-0-1	0-1-0	0-1-0	8-1-1	DNP	10-6-2
LSU	02/12/15	86-62	w	DNP	8-2-0	0-0-1	DNP	12-0-2	DNP	26-8-0
VANDERBILT	02/15/15	89-59	w	DNP	4-3-5	0-3-1	0-1-0	3-2-3	DNP	20-5-2

Opponent	Date	Score		23	24	25	31	33	40	41
				ROY,TINA	WELCH,ALEI	MITCHELL,T	DOZIER,ASI	IBIAM,ELEM	WHITE,JATA	COATES,ALA
SOUTHERN CAL	11/15/14	70-61	w	9-2-6	10-7-0	18-2-4	0-0-1	5-6-0	0-2-1	18-13-0
CLEMSON	11/20/14	99-41	w	DNP	17-3-3	15-0-5	3-1-4	3-3-0	11-5-0	12-10-2
SAN DIEGO STATE	11/23/14	89-38	w	5-3-2	6-3-3	20-2-3	5-0-4	4-2-0	6-6-0	10-5-0
vs Wisconsin	11/27/14	67-44	w	7-4-2	4-3-2	7-3-3	7-0-4	8-7-0	10-3-2	7-9-0
vs #22/22 Syracuse	11/28/14	67-63	w	12-2-5	11-5-3	21-8-3	3-0-1	0-3-2	0-0-0	0-1-0
NC CENTRAL	12/01/14	90-26	w	0-2-3	11-4-2	14-3-4	14-0-1	10-4-0	2-1-0	9-5-1
CHARLOTTE	12/04/14	82-61	w	9-1-3	10-9-3	9-1-2	0-0-3	16-3-1	DNP	15-13-3
at #9/8 Duke	12/07/14	51-50	w	0-1-0	8-8-1	7-3-4	11-0-0	8-5-1	DNP	7-10-0
SAVANNAH STATE	12/14/14	111-49	w	0-7-10	11-8-0	15-2-2	0-0-2	21-4-0	DNP	20-10-1
at Hampton	12/17/14	69-49	w	0-2-1	4-5-4	20-4-3	3-0-2	4-7-2	DNP	12-13-0
vs Central Michigan	12/20/14	80-45	w	2-2-4	12-3-2	18-4-2	4-1-3	10-12-1	DNP	16-10-2
vs Liberty	12/21/14	84-44	w	5-3-1	15-4-3	14-1-2	3-4-4	11-5-0	DNP	11-6-2
AUBURN	01/02/15	77-58	w	3-1-2	12-6-0	7-1-4	5-0-4	11-2-0	DNP	11-14-0
at LSU	01/04/15	75-51	w	6-1-4	6-5-1	17-4-2	3-0-1	2-4-1	DNP	7-4-0
at Alabama	01/08/15	102-59	w	11-2-1	10-2-1	16-1-3	15-2-2	4-3-0	DNP	20-3-1
#10/11 KENTUCKY	01/11/15	68-60	w	2-1-1	9-11-2	19-5-4	5-4-2	8-4-0	0-3-0	3-6-0
at Mizzou	01/15/15	60-49	w	0-1-1	8-14-1	19-6-1	3-3-0	0-3-0	0-2-0	15-7-0
at Florida	01/19/15	77-42	w	5-1-3	6-2-4	18-0-1	2-0-0	4-3-0	3-3-0	6-13-1
#12/10 TEXAS A&M	01/26/15	79-61	w	5-1-2	12-7-0	16-2-3	0-1-1	6-3-0	DNP	12-11-3
ALABAMA	01/29/15	85-54	w	5-1-1	8-1-1	11-4-2	5-1-3	6-4-0	DNP	14-10-1
at Ole Miss	02/01/15	77-59	w	1-1-1	6-5-2	11-5-1	0-1-2	10-1-1	DNP	10-10-1
at #22/21 Georgia	02/05/15	58-35	w	6-2-0	2-14-2	14-3-3	0-4-0	8-3-0	5-7-0	DNP
at #2/2 Connecticut	02/09/15	62-87	L	0-0-0	17-11-0	17-4-3	2-1-1	0-3-0	0-0-0	6-3-1
LSU	02/12/15	86-62	w	9-2-2	6-9-5	11-2-4	2-0-1	6-4-0	0-2-2	6-8-1
VANDERBILT	02/15/15	89-59	w	9-2-4	6-9-1	20-3-1	0-0-1	9-4-1	4-4-0	14-3-1



**2014-15 South Carolina Basketball**  
 South Carolina Team Game-by-Game Comparison (as of Feb 15, 2015)  
 All games



Opponent	1st	2nd	Score	Mar	Total FG	FG Pct	3-Pointers	3FG Pct	Free Throws	FT Pct	Rebounds	Assist	T/Over	Block	Steal	Fouls
SOUTHERN CAL	27/24	43/37	70-61	+9	23-50/21-63	.460/.333	5-15/3-10	.333/.300	19-27/16-20	.704/.800	43/34	15/9	19/15	10/2	9/10	18/23
CLEMSON	45/21	54/20	99-41	+58	38-72/17-53	.528/.321	8-15/4-17	.533/.235	15-22/3-6	.682/.500	50/28	25/8	7/18	6/8	9/4	7/19
SAN DIEGO STATE	51/16	38/22	89-38	+51	33-65/14-49	.508/.286	9-19/6-14	.474/.429	14-20/4-8	.700/.500	40/33	25/8	10/29	1/2	18/7	7/19
Wisconsin	31/18	36/26	67-44	+23	28-64/13-46	.438/.283	3-12/4-11	.250/.384	8-14/14-22	.571/.636	41/34	20/10	10/19	7/1	12/1	16/16
#22/22 Syracuse	31/35	36/28	67-63	+4	23-64/22-58	.359/.379	9-28/7-23	.346/.304	12-20/12-18	.600/.667	35/50	17/15	5/16	4/1	4/3	19/21
NC CENTRAL	39/16	51/10	90-26	+64	35-58/10-45	.603/.222	5-13/2-10	.385/.200	15-22/4-10	.682/.400	40/23	26/2	13/28	8/1	21/7	11/22
CHARLOTTE	46/28	36/33	82-61	+21	30-54/24-53	.556/.453	4-13/3-8	.308/.375	18-26/10-13	.692/.769	37/20	21/16	15/18	7/3	7/9	14/23
#9/8 Duke	17/21	34/29	51-50	+1	20-53/18-57	.377/.316	3-12/4-19	.250/.211	8-16/10-13	.500/.769	36/44	8/8	18/22	5/8	12/8	15/16
SAVANNAH STATE	60/22	51/27	111-49	+62	38-65/21-59	.565/.356	1-8/1-14	.125/.071	34-47/6-11	.723/.545	56/21	23/8	12/20	6/2	11/8	12/31
Hampton	37/25	32/24	69-49	+20	25-55/18-52	.455/.346	9-19/5-17	.474/.294	10-16/8-13	.625/.615	48/21	19/8	18/10	7/1	2/5	19/18
Central Michigan	37/24	43/21	80-45	+35	37-72/18-59	.514/.305	3-17/2-12	.176/.167	3-9/7-9	.333/.778	48/36	21/7	16/23	6/1	14/6	7/12
Liberty	44/20	40/24	84-44	+40	31-64/18-55	.484/.327	5-11/2-12	.455/.167	17-26/6-6	.654/1000	48/30	20/10	8/18	6/9	10/4	12/21
AUBURN	34/17	43/41	77-58	+19	30-62/21-62	.484/.339	3-11/4-14	.273/.286	14-23/12-14	.609/.857	42/34	17/8	18/16	6/6	8/11	16/26
LSU	37/22	38/29	75-51	+24	27-53/22-64	.509/.344	8-21/1-7	.381/.143	13-18/6-16	.722/.375	30/26	18/4	23/18	7/1	8/13	19/20
Alabama	48/30	54/29	102-59	+43	37-58/19-51	.638/.373	11-21/4-15	.524/.267	17-20/17-22	.850/.773	55/37	22/7	7/17	7/1	8/4	15/15
#10/11 KENTUCKY	35/38	33/22	68-60	+8	23-68/22-67	.338/.328	4-16/4-15	.250/.267	18-26/12-14	.692/.857	51/33	12/11	16/11	10/8	3/10	13/22
Mizzou	25/20	35/29	60-49	+11	21-58/16-54	.362/.296	4-17/7-22	.235/.318	14-23/10-15	.609/.667	51/33	6/6	14/14	5/0	5/7	18/24
Florida	40/17	37/25	77-42	+35	27-55/24-62	.491/.387	4-10/1-15	.400/.067	9-14/3-4	.643/.750	42/35	16/6	16/15	5/2	9/4	13/20
#12/10 TEXAS A&M	39/31	40/30	79-61	+18	21-55/24-62	.491/.387	1-4/3-8	.250/.375	24-30/10-16	.800/.625	43/29	13/11	16/16	7/3	9/8	20/22
ALABAMA	38/21	47/33	85-54	+31	33-58/19-53	.569/.358	2-13/6-18	.154/.333	17-25/10-13	.680/.769	37/22	20/10	19/21	6/1	12/9	16/22
Ole Miss	36/29	41/30	77-59	+18	24-51/23-57	.471/.404	4-9/5-20	.444/.250	25-40/8-22	.625/.364	40/36	12/10	10/16	5/0	7/7	17/32
#22/21 Georgia	30/14	28/21	58-35	+23	22-57/12-58	.386/.207	6-16/2-19	.375/.105	8-18/9-15	.444/.600	50/38	10/5	19/17	10/3	4/7	21/19
#2/2 Connecticut	31/47	31/40	62-87	(25)	26-66/31-56	.394/.554	5-9/8-11	.556/.727	5-10/17-23	.500/.739	37/34	9/18	17/11	1/6	6/8	18/11
LSU	48/20	38/42	86-62	+24	31-59/25-70	.525/.357	7-12/1-7	.583/.143	17-22/11-13	.773/.846	39/36	18/13	21/20	6/4	12/12	13/19
VANDERBILT	46/27	43/32	89-59	+30	31-65/25-52	.477/.481	5-13/2-4	.385/.500	22-26/7-13	.846/.538	43/23	20/12	16/22	2/2	14/7	15/23

Note: Game totals are displayed in the format TEAM/OPPONENT for each category



**2014-15 South Carolina Basketball**  
**South Carolina Combined Team Statistics (as of Feb 15, 2015)**  
**All games**



<b>RECORD:</b>	<b>OVERALL</b>	<b>HOME</b>	<b>AWAY</b>	<b>NEUTRAL</b>
ALL GAMES	24-1	12-0	8-1	4-0
CONFERENCE	12-0	6-0	6-0	0-0
NON-CONFERENCE	12-1	6-0	2-1	4-0

#	Player	gp-gs	min	avg	Total		3-Point		F-Throw		Rebounds			pf	dq	a	to	blk	stl	pts	avg	
					fg-fga	fg%	3fg-fga	3fg%	ft-fga	ft%	off	def	tot									avg
25	MITCHELL, Tiffany	25-25	706	28.2	132-252	.524	47-99	.475	63-76	.829	21	52	73	2.9	39	0	69	50	4	49	374	15.0
22	WILSON, A'ja	25-1	521	20.8	124-237	.523	1-1	1.000	98-149	.658	57	115	172	6.9	49	1	26	43	37	29	347	13.9
41	COATES, Alaina	24-5	493	20.5	88-163	.540	0-0	.000	85-119	.714	69	128	197	8.2	39	0	21	33	39	12	261	10.9
24	WELCH, Aleighsa	25-25	629	25.2	103-182	.566	0-1	.000	21-52	.404	72	86	158	6.3	41	2	46	41	30	12	227	9.1
33	IBIAM, Elem	25-25	439	17.6	72-125	.576	0-0	.000	30-42	.714	38	64	102	4.1	55	1	10	32	23	5	174	7.0
01	CUEVAS, Bianca	25-0	401	16.0	57-147	.388	14-56	.250	32-41	.780	12	29	41	1.6	32	0	47	40	3	34	160	6.4
23	ROY, Tina	24-0	366	15.3	40-96	.417	30-72	.417	1-2	.500	5	40	45	1.9	17	0	59	29	2	7	111	4.6
05	SESSIONS, Khadijah	25-24	546	21.8	40-101	.396	13-45	.289	17-34	.500	16	47	63	2.5	37	0	73	33	4	51	110	4.4
31	DOZIER, Asia	25-19	402	16.1	36-94	.383	19-62	.306	4-6	.667	1	22	23	0.9	17	0	47	22	3	13	95	3.8
40	WHITE, Jatarie	13-0	146	11.2	17-43	.395	0-0	.000	7-12	.583	13	25	38	2.9	15	0	5	12	3	4	41	3.2
15	DAVIS, Tiffany	14-0	77	5.5	5-13	.385	4-11	.364	6-9	.667	4	11	15	1.1	5	0	7	9	0	0	20	1.4
02	GAINES, Olivia	24-1	196	8.2	10-33	.303	0-2	.000	6-8	.750	10	15	25	1.0	19	0	21	10	0	14	26	1.1
00	FARMER, India	13-0	34	2.6	0-3	.000	0-2	.000	4-6	.667	4	3	7	0.5	1	0	0	1	0	1	4	0.3
03	DUCKETT, Kaydra	16-0	44	2.8	1-11	.091	0-1	.000	2-4	.500	4	6	10	0.6	4	0	2	1	2	3	4	0.3
Team											51	51	102		1		7					
Total.....		25	5000		725-1500	.483	128-352	.364	376-560	.671	377	694	1071	42.8	371	4	433	363	150	234	1954	78.2
Opponents.....		25	5000		492-1425	.345	91-342	.266	232-349	.665	293	499	792	31.7	516	16	230	450	76	179	1307	52.3

<b>TEAM STATISTICS</b>	<b>SC</b>	<b>OPP</b>	<b>Date</b>	<b>Opponent</b>	<b>Score</b>	<b>Att.</b>
SCORING	1954	1307	11/15/14	SOUTHERN CAL	w 70-61	10057
Points per game	78.2	52.3	11/20/14	CLEMSON	w 99-41	11012
Scoring margin	+25.9	-	11/23/14	SAN DIEGO STATE	w 89-38	10301
FIELD GOALS-ATT	725-1500	492-1425	@ 11/27/14	vs Wisconsin	w 67-44	167
Field goal pct	.483	.345	@ 11/28/14	vs #22/22 Syracuse	w 67-63	342
3 POINT FG-ATT	128-352	91-342	12/01/14	NC CENTRAL	w 90-26	8823
3-point FG pct	.364	.266	12/04/14	CHARLOTTE	w 82-61	9629
3-pt FG made per game	5.1	3.6	12/07/14	at #9/8 Duke	w 51-50	6004
FREE THROWS-ATT	376-560	232-349	12/14/14	SAVANNAH STATE	w 111-49	9605
Free throw pct	.671	.665	12/17/14	at Hampton	w 69-49	4000
F-Throws made per game	15.0	9.3	12/20/14	vs Central Michigan	w 80-45	2858
REBOUNDS	1071	792	12/21/14	vs Liberty	w 84-44	2659
Rebounds per game	42.8	31.7	* 01/02/15	AUBURN	w 77-58	16465
Rebounding margin	+11.2	-	* 01/04/15	at LSU	w 75-51	3438
ASSISTS	433	230	* 01/08/15	at Alabama	w 102-59	2454
Assists per game	17.3	9.2	* 01/11/15	#10/11 KENTUCKY	w 68-60	17156
TURNOVERS	363	450	* 01/15/15	at Mizzou	w 60-49	1440
Turnovers per game	14.5	18.0	* 01/19/15	at Florida	w 77-42	1503
Turnover margin	+3.5	-	* 01/26/15	#12/10 TEXAS A&M	w 79-61	13546
Assist/turnover ratio	1.2	0.5	* 01/29/15	ALABAMA	w 85-54	11927
STEALS	234	179	* 02/01/15	at Ole Miss	w 77-59	1935
Steals per game	9.4	7.2	* 02/05/15	at #22/21 Georgia	w 58-35	4896
BLOCKS	150	76	02/09/15	at #2/2 Connecticut	L 62-87	10167
Blocks per game	6.0	3.0	* 02/12/15	LSU	w 86-62	12342
ATTENDANCE	146118	41863	* 02/15/15	VANDERBILT	w 89-59	15255
Home games-Avg/Game	12-12176	9-3982				
Neutral site-Avg/Game	-	4-1506				

\* = SEC game  
 @ = Junkanoo Jam (Freeport, Bahamas)

<b>Score by Periods</b>	<b>1st</b>	<b>2nd</b>	<b>Totals</b>
South Carolina	952	1002	1954
Opponents	603	704	1307



**2014-15 South Carolina Basketball**  
**South Carolina Combined Team Statistics (as of Feb 15, 2015)**  
**Conference games**



<b>RECORD:</b>	<b>OVERALL</b>	<b>HOME</b>	<b>AWAY</b>	<b>NEUTRAL</b>
ALL GAMES	12-0	6-0	6-0	0-0
CONFERENCE	12-0	6-0	6-0	0-0
NON-CONFERENCE	0-0	0-0	0-0	0-0

#	Player	gp-gs	min	avg	Total			3-Point		F-Throw		Rebounds				pf	dq	a	to	blk	stl	pts	avg
					fg-fga	fg%	3fg-fga	3fg%	ft-fta	ft%	off	def	tot	avg									
25	MITCHELL, Tiffany	12-12	341	28.4	65-132	.492	16-43	.372	33-38	.868	11	25	36	3.0	17	0	29	23	3	24	179	14.9	
22	WILSON, A'ja	12-0	250	20.8	57-114	.500	1-1	1.000	52-77	.675	29	59	88	7.3	26	1	14	25	20	8	167	13.9	
41	COATES, Alaina	11-0	227	20.6	37-67	.552	0-0	.000	44-57	.772	32	57	89	8.1	24	0	9	19	21	8	118	10.7	
01	CUEVAS, Bianca	12-0	216	18.0	34-83	.410	7-25	.280	27-33	.818	9	18	27	2.3	14	0	24	26	1	15	102	8.5	
24	WELCH, Aleighsa	12-12	299	24.9	42-74	.568	0-0	.000	7-23	.304	32	53	85	7.1	21	1	20	20	16	5	91	7.6	
33	IBIAM, Elem	12-12	204	17.0	31-56	.554	0-0	.000	12-13	.923	10	28	38	3.2	30	1	3	16	8	2	74	6.2	
23	ROY, Tina	12-0	178	14.8	22-45	.489	17-36	.472	1-2	.500	1	15	16	1.3	8	0	22	16	0	2	62	5.2	
05	SESSIONS, Khadijah	12-12	263	21.9	22-44	.500	7-19	.368	7-18	.389	6	27	33	2.8	22	0	31	20	2	24	58	4.8	
31	DOZIER, Asia	12-12	191	15.9	15-45	.333	8-32	.250	2-2	1.000	0	16	16	1.3	12	0	17	12	2	5	40	3.3	
15	DAVIS, Tiffany	6-0	27	4.5	3-5	.600	3-5	.600	3-4	.750	1	7	8	1.3	2	0	2	4	0	0	12	2.0	
40	WHITE, Jatarie	6-0	70	11.7	4-15	.267	0-0	.000	4-8	.500	8	13	21	3.5	8	0	2	9	3	1	12	2.0	
02	GAINES, Olivia	11-0	101	9.2	6-12	.500	0-1	.000	4-6	.667	3	5	8	0.7	10	0	11	4	0	4	16	1.5	
00	FARMER, India	5-0	12	2.4	0-1	.000	0-0	.000	2-2	1.000	1	1	2	0.4	1	0	0	0	0	1	2	0.4	
03	DUCKETT, Kaydra	8-0	21	2.6	0-5	.000	0-1	.000	0-2	.000	1	2	3	0.4	1	0	0	0	0	0	0	0.0	
Team											24	20	44				1						
Total.....		12	2400		338-698	.484	59-163	.362	198-285	.695	168	346	514	42.8	196	3	184	195	76	99	933	77.8	
Opponents.....		12	2400		247-720	.343	40-164	.244	115-177	.650	152	232	384	32.0	264	11	103	203	31	99	649	54.1	

<b>TEAM STATISTICS</b>	<b>SC</b>	<b>OPP</b>	<b>Date</b>	<b>Opponent</b>	<b>Score</b>	<b>Att.</b>
SCORING	933	649	* 01/02/15	AUBURN	w 77-58	16465
Points per game	77.8	54.1	* 01/04/15	at LSU	w 75-51	3438
Scoring margin	+23.7	-	* 01/08/15	at Alabama	w 102-59	2454
FIELD GOALS-ATT	338-698	247-720	* 01/11/15	#10/11 KENTUCKY	w 68-60	17156
Field goal pct	.484	.343	* 01/15/15	at Mizzou	w 60-49	1440
3 POINT FG-ATT	59-163	40-164	* 01/19/15	at Florida	w 77-42	1503
3-point FG pct	.362	.244	* 01/26/15	#12/10 TEXAS A&M	w 79-61	13546
3-pt FG made per game	4.9	3.3	* 01/29/15	ALABAMA	w 85-54	11927
FREE THROWS-ATT	198-285	115-177	* 02/01/15	at Ole Miss	w 77-59	1935
Free throw pct	.695	.650	* 02/05/15	at #22/21 Georgia	w 58-35	4896
F-Throws made per game	16.5	9.6	* 02/12/15	LSU	w 86-62	12342
REBOUNDS	514	384	* 02/15/15	VANDERBILT	w 89-59	15255
Rebounds per game	42.8	32.0				
Rebounding margin	+10.8	-				
ASSISTS	184	103	* = SEC game			
Assists per game	15.3	8.6	@ = Junkanoo Jam (Freeport, Bahamas)			
TURNOVERS	195	203				
Turnovers per game	16.3	16.9				
Turnover margin	+0.7	-				
Assist/turnover ratio	0.9	0.5				
STEALS	99	99				
Steals per game	8.3	8.3				
BLOCKS	76	31				
Blocks per game	6.3	2.6				
ATTENDANCE	86691	15666				
Home games-Avg/Game	6-14448	6-2611				
Neutral site-Avg/Game	-	0-0				

<b>Score by Periods</b>	<b>1st</b>	<b>2nd</b>	<b>Totals</b>
South Carolina	456	477	933
Opponents	286	363	649