



2012 SOUTH CAROLINA GAMECOCK SOFTBALL

Contact: Koby Padgett ♦ **Office:** (803) 777-8017 ♦ **Cell:** (803) 386-8345 ♦ **Fax:** (803) 777-2967 ♦ **E-mail:** kpadgett@sc.edu
Web: GamecocksOnline.com ♦ **Address:** Williams Brice Stadium, 1125 George Rogers Blvd., Columbia, SC 29208

2012 Schedule/Results (19-12, 2-6 SEC)

Date	Opponent	W	L	Score/Time
2/10	Tennessee State#		L	2-4
2/11	Western Kentucky#	W		5-4 (8)
2/11	Winthrop#	W		8-1
2/12	Cleveland State#	W		7-4
2/17	vs. Providence%	W		11-3 (5)
2/18	vs. Illinois-Chicago%	W		5-0
2/18	at Florida International%	L		1-3
2/19	vs. Jacksonville%	L		6-7
2/19	vs. Villanova%	W		15-3 (5)
2/22	Winthrop	W		9-1 (5)
2/24	Elon&			Canceled
2/25	Appalachian State&	W		7-4
2/25	Presbyterian&	W		8-1
2/26	George Washington&	W		4-2
2/28	Charleston Southern	L		0-2
2/28	Charleston Southern	W		11-2 (5)
2/29	at Charlotte	W		13-7
3/2	vs. Portland State^	W		2-1
3/2	vs. Maine^	W		13-4 (5)
3/3	at UC Riverside^	W		9-4
3/4	vs. UC Davis^	W		3-2
3/7	at Coastal Carolina	L		1-2
3/7	at Coastal Carolina	L		2-5
3/9	Arkansas*	L		4-5 (8)
3/10	Arkansas*	W		7-2
3/11	Arkansas*	W		8-7
3/13	Mississippi State*	L		6-10
3/13	Mississippi State*	L		0-9 (5)
3/14	Charlotte	W		6-5
3/16	at No. 4/4 Florida*	L		1-9 (5)
3/17	at No. 4/4 Florida* (SUN)	L		0-1
3/18	at No. 4/4 Florida*	L		3-7
3/21	at No. 24/25 North Carolina			5 PM
3/23	LSU*			6 PM
3/24	LSU*			2 PM
3/25	LSU*			1 PM
3/28	at Winthrop			7 PM
3/31	Longwood (DH)			1 PM
4/6	at Kentucky*			6 PM
4/7	at Kentucky*			1 PM
4/8	at Kentucky*			1 PM
4/11	at Georgia* (DH)			5 PM
4/13	at Alabama*			7:30 PM
4/14	at Alabama*			4:30 PM
4/15	at Alabama*			2:30 PM
4/20	Tennessee*			7 PM
4/21	Tennessee*			4 PM
4/22	Tennessee*			1 PM
4/27	Auburn*			7 PM
4/28	Auburn*			7 PM
4/29	Auburn*			1 PM
5/4	at Mississippi*			7 PM
5/5	at Mississippi*			3 PM
5/6	at Mississippi*			2 PM (SPSO)

Bold indicates home game
All times Eastern

* - Southeastern Conference Game

- Palmetto Classic (Beckham Field)

% - Blue & Gold Feisberg Memorial (Miami, Fla.)

& - Gamecock Invitational (Beckham Field)

^ - Highlander Classic (Riverside, Calif.)

SUN - Sun Sports

SPSO - SportSouth

Next Four Opponents

 No. 24/25 North Carolina (21-8) Wed., March 21 <i>Chapel Hill, N.C.</i> Series History SC leads 48-12 Trend SC won 8 of 10 Last Meeting SC won 1-0 (4/6/11)	 LSU (19-8, 4-1 SEC) Fri.-Sun., March 23-25 <i>Beckham Field</i> Series History LSU leads 34-14 Trend LSU won last 10 Last Series LSU swept (5/6-5/8/12)	 Winthrop (11-16) Wed., March 28 <i>Rock Hill, S.C.</i> Series History SC leads 44-8-1 Trend SC won 5 of 6 Last Meeting SC won 9-1 (5) (2/22/12)	 Longwood (18-9) Sat., March 31 <i>Beckham Field</i> Series History Series tied 2-2 Trend Longwood won last 2 Last Meeting LU won 8-7 (4/9/11)
---	--	---	---

Inside

- ✓ Gamecocks battle North Carolina on Wed. (p.2)
- ✓ Garcia strong atop lineup (p. 2)
- ✓ Trio of seniors specializing in 2B, 3B and HR (p. 2)
- ✓ South Carolina's record in March (p. 2)
- ✓ Evan Childs posts first SC walkoff in six years (p. 2)
- ✓ Power good predictor for SC wins (p. 2)
- ✓ Starting innings right offensively a big plus for SC (p. 2)
- ✓ Gonzales adjusting well for Gamecocks (p. 3)
- ✓ Gamecocks have posted big individual RBI days (p. 3)
- ✓ Hawkins' power evident (p. 3)
- ✓ Gamecocks in the SEC stats (p. 3 sidebar)
- ✓ A close game turnaround would help (p. 3)
- ✓ Experience reigns for Gamecocks (p. 4)
- ✓ Scouting North Carolina, history and more (p. 5)
- ✓ Carolina look for better results vs. ranked teams (p. 5)
- ✓ SC updates to career charts (p. 6 sidebar)
- ✓ Gamecocks in the NCAA stat rankings (p. 7 sidebar)
- ✓ SC lineup by position & batting order (p. 8-9)
- ✓ South Carolina's roster and breakdown (p. 10)
- ✓ SC player updates (p. 11-16)

South Carolina Pitching Staff

No.	Name	Ht.	Class	ERA	W-L	App-GS	Sv	IP	BB	So	Avg.	Notes
80	Audrey Broyles	5-10	R-Jr.	2.23	5-3	10-8	0	47.0	21	22	.236	Posted 2 W's at UCR
33	Katelynn Howser	5-8	Fr.	3.11	8-3	22-10	3	81.0	56	58	.243	10 Ks, 8 BB in W vs. Pres.
21	Kierstyn White	5-10	Sr.	4.26	6-6	21-13	0	69.0	44	18	.281	1st SHO vs. Illinois-Chicago

Projected Starting Position Players

Pos.	Name	B/T	Ht.	Class	Avg/OBP/SLG	Notes
C	Shelby Gonzales	R/R	5-8	Jr.	.255/.424/.431	Solid defender with 3 HR
1B	Molly Brossart	R/R	5-7	Sr.	.217/.324/.283	2-for-3 with 2 R, 2 RBI vs. Villanova
1B/C	Olivia Lawrence	L/R	5-6	Fr.	.235/.316/.382	Hit first career homer in game two at Coastal
2B	Dana Hathorn	R/R	5-6	So.	.330/.368/.430	3-for-4 with career high 3 R at Charlotte
3B	Evan Childs	R/R	5-10	Sr.	.352/.435/.714	Tied for 9th on SC's career HR list
SS	Samie Garcia	L/R	5-6	Jr.	.450/.495/.680	Had a team-best 21-game hitting streak
LF	Kaitlin Westfall	R/R	5-6	Sr.	.286/.400/.527	Tops in SEC with 13 doubles
CF	Lauren Lackey	L/R	5-6	Sr.	.429/.464/.549	Team's leading hitter
RF	Chelsea Hawkins	R/R	5-5	So.	.356/.396/.567	Second on team with 19 RBI
DP	Kaela Jackson	R/R	5-6	R-Sr.	.281/.303/.469	2 2Bs, including one vs. Arkansas (3/10)
DP	Lacey Rother	R/R	5-11	Fr.	.269/.472/.385	Hit first career HR in tourney at UC Riverside

Coaching Staff

Head Coach

Beverly Smith

Assistant Coaches

Janelle Breneman, Calvin Beamon

Volunteer Assistant

Chrissy Schoonmaker

Student Assistant

Ashley Chastain

Quick Facts

Location	Columbia, S.C.
Founded	1801
Enrollment	28,481
Colors	Garnet (PMS 202C) and Black
Nickname	Gamecocks
Affiliation	Southeastern (Eastern Division)
President	Dr. Harris Pastides
Athletic Director	Eric Hyman
Senior Associate AD/SWA	Judy Van Horn
Assistant AD (Sport Supervisor)	Raymond Harrison
Faculty Athletics Representative	Dr. Zach Kelehear
Home Field	Beckham Field
Capacity	700
Dimensions	L-200, C-220, R-200, Alleys-210
NCAA Tournament Appearances	15
NCAA Super Regional Appearances	1
NCAA College World Series Appearances	3
AIAW College World Series Appearances	5
SEC Championships	1
SEC Eastern Division Championships	4
SEC Tournament Championships	2
2011 Record	26-30
2011 Conference Record	6-22
2011 Conference Finish	5th East
Postseason	N/A
Letterwinners Returning/Lost	16/6
Position Starters Returning/Lost	8/2
Pitchers Returning/Lost	3/2
Newcomers	6

Media Information

Director of Media Relations	Steve Fink
Asst. Director/Softball Contact	Koby Padgett
Office Phone	(803) 777-8017
Email	kpadgett@sc.edu
Personal Phone	(803) 386-8345
Office FAX	(803) 777-2967
Department Website	GamecocksOnline.com
Dept. Facebook	facebook.com/GamecocksOnline
Team Facebook	facebook.com/GamecockSoftball
Dept. Twitter	Twitter.com/GamecocksOnline
Team Twitter	Twitter.com/GamecockSoftball
Mailing Address	1125 George Rogers Blvd. Williams Brice Stadium Columbia, SC 29208

Pronunciation Guide

Molly BROSSART	BRAH-surt
Dana HATHORN	HATH-horn
Kylie MORIN	mo-RIN
Julie SARRATT	Sah-RAT
Chrissy SCHOONMAKER	SCHOON-make-er
CODEE YESKE	KO-dee YES-key

Gamecock Staff

Head Coach	Beverly Smith
Alma Mater	North Carolina, 1995
Overall/SC Record	45-42/Same
Assistant Coach	Janelle Breneman
Alma Mater	Bloomsburg, 1994
Assistant Coach	Calvin Beamon
Alma Mater	UNLV, 2010
Volunteer Assistant Coach	Chrissy Schoonmaker
Alma Mater	South Carolina, 2007
Student Assistant Coach	Ashley Chastain
Alma Mater	South Carolina, 2011
Managers	Taylor Barbalace, Robert Beary, Chelsea Guyton
Athletic Trainer	Caroline Crowley

Border Battle Set for 61st Meeting on Wednesday at North Carolina

The South Carolina Gamecocks (19-12) step out of Southeastern Conference play on Wednesday to renew the border battle with No. 24/25 North Carolina for the 61st time. First pitch for the single game at Anderson Stadium is scheduled for 5 p.m. EDT. Gametracker live stats and a live audio broadcast will be available at GamecocksOnline.com.

While Starting a New Streak, Garcia Still Strong Atop Lineup

Shortstop Samie Garcia saw her 21-game hitting streak snapped in the first game versus Arkansas, the second-longest documented skein in Gamecock history. But Garcia rebounded, posting doubles in both Gamecock wins to help take the series. The junior ranks leads the team and the SEC with a .450 batting average and with 45 hits. She's also tie for third in the SEC in runs, tied for fifth in triples and knotted at sixth for doubles.

Her biggest day came in front of her family and the largest crowd of the weekend at the Highlander Classic, when Garcia went 3-for-4 with the game-tying RBI double in the 3-2 comeback win over UC Davis. And during the Blue & Gold Feisberg Memorial, she led the team with nine RBI in the event. Her grand slam versus Providence helped propel South Carolina to the 9-1 (5) win.

Childs Prefers to Trot . . .

Senior third baseman Evan Childs has tallied nine homers on the year, with two coming in the Gamecocks' series-clinching 8-7 victory over Arkansas on March 11. It was her second-career two-homer game, tying the program's single-game record again. She hit the second homer off Florida Gator pitching this season on March 18, giving her nine on the season, tied for third most in a single season at South Carolina. With 15 in her career, she's tied for seventh on South Carolina's all-time list with Samantha Jennings and Tina Plew. She's vying to be the first Gamecock since McKenna Hughes (2004-07) to lead the team in homers twice in her career.

While Lackey Likes Stretching It to Three . . .

Senior outfielder Lauren Lackey has four triples on the year, tying for the SEC lead. Lackey is looking to be the first Gamecock since Ashton Payne in 2007-08 to lead the team in triples in consecutive seasons. Tied for ninth on the Gamecocks' career triples chart with nine, one more would push Lackey into a tie for seventh with two former standouts, including two-time All-American Karen Sanchelli.

Westfall A Double Machine in 2012

Senior leftfielder Kaitlin Westfall leads the SEC with 14 doubles this season, one shy of making South Carolina's single-season top-10 list. Westfall has four more than her closest competition in the league. Five of Westfall's came in the Blue & Gold Feisberg Memorial, as she posted two each in wins over Illinois-Chicago and Villanova.

Carolina in the Month of March

Since 1984, the Gamecocks are 422-218-3 (.659) in the third month of the year. Last season, the mark was 8-11 in March for South Carolina.

Childs' Game-Ending Blast New Feeling for These Gamecocks

South Carolina senior Evan Childs ended the series finale against Arkansas with a two-run home run, helping the team claim its first win of the season when trailing heading into the seventh inning. Childs' walk-off shot is the first for the Gamecocks since McKenna Hughes ended a nine-inning affair against Ole Miss in similar fashion in the second game of the doubleheader on May 5, 2007. It was Hughes' ninth round-tripper in her program-best 11-homer year.

The Long Ball Proving to Be Bellweather Again for Gamecocks

The 2012 Gamecocks have tallied 28 homers on the year, tied with the 1994 team for the fifth-highest total in program history. And yet again, the homers point to good things for the team. South Carolina is 13-3 when sending at least one ball out, while it is 3-8 when going without a triple or homer. Last season, the Gamecocks went 17-6 in games in which they hit a homer while winning just three games when the team did not record at least one triple or one home run.

Starting Things Right Very Important for Gamecocks

The Gamecocks thrive when they reach base to start an inning. As a team, South Carolina gets on base at a .439 clip to begin a frame. In the 14 contests where the team has started two or fewer innings with a base runner reaching, the Gamecocks are 6-8.

Hits Kept Coming vs. Charlotte

South Carolina posted 18 hits in the victory at Charlotte on Feb. 29. That mark is the best since March 5, 2005, when the Gamecocks had 20 in a 15-2 win over South Dakota State.

SEC Standings

Eastern Division											
	SEC	Pct.	All	Pct.	H	A	N	Div	Top 25	Last 10	Streak
Florida	7-1	.875	26-2	.929	13-0	5-1	8-1	5-1	4-2	9-1	W5
Georgia	4-2	.667	23-5	.821	17-2	2-2	4-1	0-0	5-2	7-3	W2
Tennessee	3-3	.500	19-6	.760	7-2	3-2	9-2	1-2	3-4	7-3	W1
South Carolina	2-6	.250	19-12	.613	11-5	2-6	6-1	0-3	0-3	3-7	L3
Kentucky	0-3	.000	12-15	.444	2-7	1-5	9-3	0-0	0-8	3-7	L1

Western Division											
	SEC	Pct.	All	Pct.	H	A	N	Div	Top 25	Last 10	Streak
Alabama	6-0	1.000	25-0	1.000	13-0	6-0	6-0	3-0	3-0	10-0	W25
LSU	4-1	.800	19-8	.704	15-3	1-2	3-3	4-1	3-6	8-2	W3
Auburn	2-3	.400	23-6	.793	13-0	4-3	6-3	1-1	4-4	7-3	L2
Mississippi	2-3	.400	13-12	.520	4-3	2-9	7-0	2-3	0-5	6-4	L3
Mississippi State	3-7	.300	17-12	.586	8-5	5-3	4-4	0-3	2-6	4-6	L3
Arkansas	2-6	.250	18-9	.667	10-5	3-3	5-1	0-2	2-3	4-6	L1

As of games played on March 18, 2012

Hathorn Leads Gamecocks to Walkoff Win vs. Charlotte

Sophomore second baseman Dana Hathorn stepped up with another big hit to lead the Gamecocks over Charlotte on March 14. She poked a single to left to score Kaitlin Westfall from third and give South Carolina it's second comeback win in four days.

Hathorn's biggest game of the year came in the Feb. 22 win over Winthrop, when she provided two two-run doubles to help lead the team to a 9-1 win in five innings over the Eagles.

Gonzales Coming on Strong

Junior catcher Shelby Gonzales knew there'd be an adjustment period in her first year of NCAA Division I softball. Last season's NJCAA Division I RBI leader has seemed to make those in recent weeks. She's fourth on the team with a .424 on-base percentage and with three home runs. She's been big with runners in scoring position and two outs, going 5-for-8 and driving in eight runs.

Big RBI Games Already Surpassing Last Year

The Gamecocks have posted five four-RBI games already in 2012, three more than what the team did in the whole of 2011. Sophomores Chelsea Hawkins (2/11) and Dana Hathorn (2/22) both drove home four in wins over Winthrop, while junior Samie Garcia had a grand slam in the win over Providence (2/17). Senior Evan Childs has two four-RBI games on the season, the last in the comeback triumph over Arkansas to clinch the series on March 11.

Hawkins Providing Thump

Sophomore Chelsea Hawkins has provided a lot of power for the Gamecocks this season, hitting five homers, two shy of making South Carolina's top-10 single-season charts. She's driven in 20 runs, tied for second on the team, and stands third in batting average (.356) and slugging percentage (.567). The only blemish is the 21 strikeouts in 90 at bats.

Horseshoes, Hand Grenades, Etc.

In last year's 26-30 season, South Carolina went 7-11 in one-run games and 1-3 in extra-inning affairs. Turning half of those one-run losses into wins would move the Gamecocks a long way to their goal of NCAA Tournament eligibility. The Gamecocks stand at 1-1 in extra-inning games this season, getting a 5-4 victory in eight over Western Kentucky, and hold a 5-4 mark in one-run games.

Howser a Bullpen Ace in Early Going

Freshman Katelynn Howser has done some of her best work in 2012 out of the bullpen. In 12 relief appearances, she's picked up three saves, which ranks ninth on South Carolina's single-season chart, and three of her eight wins. In the 33 innings of relief, she's posted a 2.76 ERA. In her 10 starts, she's 5-3, tossing five complete games and posting a 3.35 ERA in 48 innings.

Early Season Schedule Provided Tests

While the first glance at South Carolina's pre-conference schedule may lead one to think that they should have all been easy games, closer examination says otherwise. Three of the contests came against defending conference champions and NCAA Tournament teams in Illinois-Chicago (Horizon), Jacksonville (Atlantic Sun) and Portland State (Pacific Coast Softball). The Gamecocks went 2-1 in those games, including shutting out the UIC Flames.

SC in the SEC Stats (As of March 18)

All Games		
HITTING CATEGORY	Stat	Rank
Batting Average	.321	3rd
Slugging Percentage	.501	3rd
On-Base Percentage	.397	7th
Runs Scored	177	3rd
Hits	266	1st
RBI	159	3rd
Doubles	49	1st
Triples	8	3rd
Home Runs	28	5th
Total Bases	415	1st
Walks	85	8th
Hit by Pitches	23	T-7th
Sacrifice Bunts	26	T-1st
Sacrifice Flies	5	T-6th
Stolen Bases	41	T-3rd
PITCHING CATEGORY	Stat	Rank
Earned Run Average	3.30	9th
Opposing Batting Average	.255	8th
Strikeouts	98	10th
FIELDING CATEGORY	Stat	Rank
Fielding Percentage	.957	7th
Chances	839	1st
Fielding Double Plays	4	T-10th

SC Players in SEC Stats		
HITTING CATEGORY	Stat	Rank
Batting Average		
Samie Garcia	.450	1st
Lauren Lackey	.429	4th
Slugging Percentage		
Evan Childs	.714	7th
Samie Garcia	.680	14th
On Base Percentage		
Samie Garcia	.495	12th
Runs		
Samie Garcia	29	T-3rd
Evan Childs	23	T-8th
Hits		
Samie Garcia	45	1st
Lauren Lackey	39	2nd
Dana Hathorn	33	7th
Chelsea Hawkins	32	T-8th
Evan Childs	32	T-8th
Runs Batted In		
Evan Childs	30	1st
Doubles		
Kaitlin Westfall	14	1st
Dana Hathorn	8	T-3rd
Samie Garcia	7	T-6th
Evan Childs	6	T-10th
Triples		
Lauren Lackey	4	T-1st
Samie Garcia	2	T-5th
Home Runs		
Evan Childs	9	T-1st
Chelsea Hawkins	5	T-15th
Walks		
Kaitlin Westfall	14	T-15th
Hit by Pitch		
Kaitlin Westfall	4	T-15th
Samie Garcia	4	T-15th
Sacrifice Bunts		
Hannah Milks	5	T-4th
Molly Brossart	4	T-10th
Sacrifice Flies		
Evan Childs	2	T-4th
Stolen Bases		
Lauren Lackey	8	T-12th
PITCHING CATEGORY	Stat	Rank
Earned Run Average		
Audrey Broyles	2.23	13th
Strikeouts		
Katelynn Howser	58	15th
FIELDING CATEGORY	Stat	Rank
Assists		
Evan Childs	57	2nd
Dana Hathorn	51	T-6th
Samie Garcia	48	10th

National Rankings - March 20 (Week 6)

USA Today/NFCA

Rk	Team	Record	Points	Pre.
1	Alabama (28)	25-0	746	1
2	California (2)	25-1	712	2
3	Washington	27-1	692	3
4	Florida	26-2	654	4
5	Arizona State	28-3	597	5
6	Texas	23-2	588	6
7	Oklahoma	24-3	579	7
8	Louisiana-Lafayette	26-0	565	10
9	Stanford	25-3	504	9
10	Missouri	20-3	463	12
11	Georgia	23-5	439	8
12	Tennessee	19-6	403	11
13	Louisville	22-0	393	14
14	Arizona	18-4	378	13
15	Baylor	21-6	307	15
16	UCLA	20-6	302	16
17	Hawai'i	24-2	271	18
17	Oregon	18-4	271	17
19	Texas A&M	20-8	177	22
20	Michigan	17-9	171	19
21	Auburn	23-6	157	20
22	USF	24-5	122	24
23	Florida State	23-5	112	21
24	North Carolina	21-8	43	RV
25	DePaul	15-7	36	24

RV: Oregon State 22, Georgia Tech 11, New Mexico 10, LSU 7, USC Upstate 7, Syracuse 5, Tulsa 3, McNeese State 2, Kansas 1.

ESPN.com/USA Softball

Rk	Team	Record	Points	Pre.
1.	Alabama (15)	25-0	494	2
2.	California (5)	25-1	480	1
3.	Washington	27-1	462	3
4.	Florida	26-2	432	4
5.	Texas	23-2	398	6
6.	Arizona State	28-3	395	5
7.	Oklahoma	24-3	385	7
8.	Louisiana-Lafayette	26-0	372	11
9.	Stanford	25-3	330	T9
10.	Missouri	20-3	310	12
11.	Tennessee	19-6	298	T9
12.	Georgia	23-5	275	8
13.	Arizona	18-4	252	13
14.	Louisville	22-0	248	15
15.	Oregon	18-4	228	14
16.	UCLA	20-6	186	T16
17.	Hawaii	24-2	175	T19
18.	Baylor	21-6	167	T16
19.	Texas A&M	20-8	129	21
20.	Michigan	17-9	115	T19
21.	Auburn	23-6	110	18
22.	USF	24-5	97	23
23.	Florida State	23-5	57	22
24.	Syracuse	17-8	22	RV
25.	North Carolina	21-8	21	RV

RV: DePaul 20; Oregon State 19; LSU 11; Tulsa 3; Georgia Tech 2; Lipscomb 2; Nebraska 2; New Mexico 2; Oklahoma State 1.

South Carolina Defense Downfall in Early Losses

A common strand ran through the first three Gamecock losses: defensive errors and unearned runs. South Carolina committed seven errors combined and allowed nine unearned runs. Only the Tennessee State game would have stayed tied without those runs; the rest would all favor the Gamecocks. Errors also haunted the Gamecocks in the first game against Mississippi State, as four unearned runs crossed in the 10-6 setback on March 13.

Last season, South Carolina went 21-19 when making one or no errors. That record fell to 5-7 in games with two errors. When the Gamecocks made three or more errors, they went 0-4. This season, the Gamecocks are 15-6 when making one or less errors but 4-6 when committing two or more.

Broyles Goes the Distance and More

Redshirt junior Audrey Broyles passed a personal milestone in her first start of 2012, tossing 117 pitches in the complete-game victory over Western Kentucky. That marked the first time since 2010 that Broyles had thrown that many pitches, when she threw 120 in the loss at Florida Atlantic. Broyles felt so strong that she tossed another 1.1 innings against Winthrop immediately following.

The Pembroke Pines, Fla., product leads the Gamecocks with a 2.23 ERA, tossing 47 innings this season. She made her first relief appearance of the year on March 11 and held Arkansas scoreless for the final 3.2 innings in the 8-7 comeback win. And when things get tough, she gets better, as the chart shows.

Broyles When Opp. Have	Avg.
Runners	.193
Runners & 2 Outs	.184
Runners in Scoring Position	.200
Runners in Scoring Position & 2 Outs	.154
Bases Loaded	.143

South Carolina Offense Posts Back-to-Back 10+ Run Games

South Carolina rebounded from a two-hit effort in the first game against Charleston Southern to post consecutive 10+ run games. The Gamecocks rebounded with a 11-2 win in five innings over the Buccaneers on the nightcap of Feb. 28 before posting a 13-7 win at Charlotte on Feb. 29. The last time South Carolina scored 10+ in consecutive games was on April 3, 2005 when the Gamecocks run-ruled Kentucky in both halves of a doubleheader in Lexington by scores of 12-2 and 10-1.

On five occasions, the Gamecocks have posted double-digit runs, matching the team's best in the SEC era, hit by last year's squad and the 1997 league champions. The most recent team with more than five is the 1996 group, which posted 10 10+ run outings.

White Getting the Chance to Start and Finish

Senior pitcher Kierstyn White tossed her first career shutout on the trip to Miami. She blanked defending Horizon League champs Illinois-Chicago, coming within two outs of a no-hitter. The two-hit shutout stands out even more due to White's efficiency, as she needed 74 pitches to get through the seven-inning affair.

In the past, White closed out other pitcher's starts, finishing 36 games over her first two years. Now, she has a chance to start and finish them, posting five complete games in 11 starts in '12.

Seven Games of HR Equals 2009 Season Total

South Carolina combined to hit 13 homers in the seven-game stretch from Feb. 28-March 4. That total matches what the 2009 team did in 45 games and surpassed the outputs of both 2008 and 2010. In 31 games in 2012, South Carolina has hit 28 homers, three more than in the whole of 2011. The program record is 38 long balls in a season, set in 2003.

Gamecocks Among Most Experienced Teams in NCAA Division I

South Carolina has 10 seniors listed on the roster for 2012, which is believed to be the most in NCAA Division I this year. Seven position starters return from last year, losing starters at catcher and designated player. When removing two players expected to sit out this year due to injury along with the starts by last year's seniors, the Gamecocks bring back 92.3 percent of their outfield starts and 84.8 percent of infield starts from third to first.

A Much Better Showing in 2011

South Carolina posted one of the best turnarounds in the country last year, the first under Beverly Smith. The 12 1/2 game improvement tied for 12th in NCAA Division I, and the mark was the eighth best for a team that finished 2010 under .500.

Scouting the North Carolina Tar Heels

North Carolina comes into Wednesday's contest with a 21-8 record, including a 4-1 mark at Anderson Stadium and off a series win at Virginia Tech, including a 9-0 win in five innings in the finale. The wins have helped the Tar Heels grab the 24th spot in the latest NFCA/USA Today Coaches' poll.

Offensively, sophomore Amy Nece leads the Tar Heels, posting a .397/.449/.444 line with five stolen bases. Sophomore Logan Foulks provides power, leading the team with six homers and 25 RBI. Four Tar Heel starters hold on-base percentages over .400, but it's likely three could be under .300.

Lori Spingola serves as the ace of North Carolina, throwing 123.2 of the team's 193 innings on the year. Spingola has struck out 159 and walked 43, going 15-6 with a 2.15 ERA. While she may not walk many hitters, she has hit 25 on the season. Sara Buchholz (2.68 ERA) and Ashley Bone (2.70 ERA) have started the 10 games that Spingola has not this year.

Series History Versus the Tar Heels

In this border battle, the Gamecocks own a 48-12 advantage over the Tar Heels, including a win in last year's meeting in Columbia. In Chapel Hill, South Carolina still leads, but it's much closer at 15-9. North Carolina claimed the last meeting at Anderson Stadium, a 17-7 slugfest in five innings in 2010.

The Last Meeting vs. North Carolina - April 6, 2011

A two-out home run in the sixth from Laura Mendes and a great pitching performance that held the Tar Heels to two hits handed South Carolina a 1-0 victory over North Carolina at Beckham Field. Mendes came up with two down in the inning and drove the 2-0 pitch onto the netting over the scoreboard in right center to hand the Gamecocks the lead. The senior collected two of South Carolina's five hits in the contest. Gamecock pitcher Audrey Broyles went five innings and allowed one hit and one walk while striking out three in the start. April Borchardt picked up the win in relief, tossing the final two and allowing just one hit while fanning one. Spingola took the loss, giving up one earned run on five hits. She struck out five.

Coaches Know a Bit about Winning, Smith Learning It at North Carolina

Last season was outside of the norm for the Gamecock coaching staff. Both head coach Beverly Smith and assistant coach Janelle Breneman came down from North Carolina, which was ranked in the top 25 in each of their last five seasons in Chapel Hill, while the Tar Heels made NCAA Tournament appearances eight times during Smith's tenure. Calvin Beamon also knows something about winning, claiming crowns at all three of his amateur stops. A high school state champion at Smoky Hill High School in Cherry Creek, Colo., Beamon won a JUCO title at the College of Southern Nevada and the College World Series during his year at Texas.

South Carolina vs. Ranked Opponents

In history against foes ranked in the National Fastpitch Coaches Association (NFCA) poll, South Carolina has an 91-201-1 (.312) mark. When facing SEC teams that are ranked, SC is 38-144 (.209). On April 24, 2011, the Gamecocks snapped a 34-game losing streak against ranked teams, defeating No. 20 Kentucky in the final game of the series.

Scouting the LSU Tigers

LSU enters the week with a 19-8 overall record with a home game against Georgia Tech taking place Tuesday night. Under first-year head coach Beth Torino, who came to Baton Rouge after building up the Florida International program, the Tigers have the same general look this season: relying on outstanding pitching for their wins.

Rachele Fico ranks as one of the best hurlers in the country, posting a 0.74 ERA in 85.2 innings of work. She's struck out 79 and walked 29, while opponents hit .190 against her. Fico has seven shutouts on the year, which is second in the SEC. Brittany Mack is the second part of the dynamic duo, posting 85 strikeouts and 21 walks in 70.1 innings of work with a 2.49 ERA. The pair have started all but two games.

Ashley Langoni leads the Tigers at the plate, with three of the team's seven homers and a team-best 18 RBI. She tops the squad with a .456 on-base percentage and a .529 slugging percentage. Juliana Santos has a .327/.448/.382 line. LSU does use speed to manufacture runs, with the team stealing 35 bases in 41 tries. A.J. Andrews leads the team with five stolen bases, while five others have stolen at least three.

Series History Versus the Tigers

LSU holds a 34-14 advantage in the all-time series, winning 10 straight dating back to 2008. In Columbia, the Gamecocks are 6-12 against the Tigers, taking the middle game in the final series of 2008. Three of South Carolina's wins came in 1982.

Hitting Streaks	Long '12	Current	Career Long
Samie Garcia	21	4	21
Lauren Lackey	14	14	14
Evan Childs	6	2	7
Dana Hathorn	6	1	6
Kaitlin Westfall	5	1	7
Chelsea Hawkins	5	2	5
Kaela Jackson	4	4	4
Shelby Gonzales	4	-	4
Hannah Milks	3	-	5
Molly Brossart	3	-	3
Lacey Rother	3	-	3
Olivia Lawrence	2	-	2
Codee Yeske	2	-	2
Jackie Slawson	-	-	3
Sam Arbaugh	-	-	1

Reached Base Streaks	Long '12	Current	Career Long
Samie Garcia	21	8	21
Evan Childs	18	2	18
Lauren Lackey	14	14	14
Kaitlin Westfall	10	1	10
Dana Hathorn	7	1	9
Shelby Gonzales	7	1	7
Chelsea Hawkins	6	2	6
Molly Brossart	5	-	12
Kaela Jackson	4	4	4
Olivia Lawrence	4	-	4
Hannah Milks	4	-	14
Lacey Rother	3	-	3
Codee Yeske	2	-	2
Jackie Slawson	-	-	3

Pitches Seen Per Plate Appearance			
	PA	NP	Avg.
Sam Arbaugh	4	14	3.50
Molly Brossart	75	266	3.55
Evan Childs	110	376	3.42
Samie Garcia	114	347	3.04
Shelby Gonzales	69	282	4.09
Dana Hathorn	107	364	3.40
Chelsea Hawkins	96	395	4.11
Kaela Jackson	35	118	3.37
Lauren Lackey	100	320	3.20
Olivia Lawrence	38	173	4.55
Hannah Milks	50	163	3.26
Kylie Morin	1	1	1.00
Lacey Rother	36	145	4.03
Jackie Slawson	2	11	5.50
Kaitlin Westfall	113	425	3.76
Codee Yeske	17	76	4.47

Pitches Thrown Per Plate Appearance			
	BF	NP	Avg.
Audrey Broyles	213	805	3.78
Katelynn Howser	376	1564	4.16
Kierstyn White	343	1127	3.29

Current Gamecocks in South Carolina's Career Top 20 Lists

HITTING CATEGORY	Stat	Rank
Batting Average		
Lauren Lackey	.300	13th
Runs Per Game		
Lauren Lackey	0.41	19th
Evan Childs	0.40	20th
Hits Per Game		
Samie Garcia	1.22	2nd
Dana Hathorn	0.92	13th
Doubles		
Kaitlin Westfall	29	T-17th
Doubles Per Game		
Kaitlin Westfall	0.18	8th
Evan Childs	0.13	18th
Triples		
Lauren Lackey	9	T-9th
Triples Per Game		
Samie Garcia	0.06	6th
Lauren Lackey	0.05	10th
Home Runs		
Evan Childs	15	T-7th
Kaitlin Westfall	9	T-18th
Home Runs Per Game		
Evan Childs	0.09	4th
Samie Garcia	0.08	7th
Kaitlin Westfall	0.06	18th
On-Base Percentage		
Lauren Lackey	.355	14th
Kaitlin Westfall	.337	20th
Slugging Percentage		
Kaitlin Westfall	.415	12th
RBI Per Game		
Evan Childs	0.42	16th
Walks Per Game		
Molly Brossart	0.41	4th
Samie Garcia	0.25	19th
Stolen Bases		
Lauren Lackey	25	T-13th
Hannah Milks	25	T-13th
Samie Garcia	21	T-18th
Stolen Base Percentage		
Evan Childs	.933 (14-15)	6th
Lauren Lackey	.862 (25-29)	T-16th
Hannah Milks	.862 (25-29)	T-16th
Stolen Bases Per Game		
Samie Garcia	0.24	5th
Hannah Milks	0.20	8th
Dana Hathorn	0.17	T-11th
Kylie Morin	0.17	T-11th
Lauren Lackey	0.14	16th
Hit by Pitches		
Kaitlin Westfall	15	3rd
Evan Childs	11	T-7th
Samie Garcia	10	T-12th
Lauren Lackey	8	T-18th
Sacrifice Flies		
Evan Childs	5	T-10th
Molly Brossart	4	T-15th

The Last Series vs. LSU - May 6-8, 2011

In the final regular-season series of 2011, LSU gained a sweep of the Gamecocks at New Tiger Park. A tight game throughout, No. 21/23 LSU held on in the end to take a 3-2 victory over South Carolina on Friday evening. Ashley Langoni and Lauren Houston had two hits each for the Tigers. Simone Heyward scored twice and drew two walks. Gamecock senior P.J. Fulmer reached twice and had the double, while Laura Mendes was on all three times, collecting the RBI single. Three other Gamecocks had singles. An 11-hit barrage helped LSU take the second game of the series over South Carolina in front of 1,515 fans at Tiger Park. Shortstop Samie Garcia and leftfielder Kaitlin Westfall both had a pair of hits in the contest. Anissa Young led LSU with a 3-for-4 day and two RBI. Morgan Russell also went 3-for-4 with an RBI and a run scored. Chelsea Hawkins had the only extra-base hit of the contest with her blast.

On the final day of Yvette Girouard's regular-season career as head coach at LSU, the Tigers captured an 8-0 win in five innings over South Carolina on Sunday. Langoni and Russell both had two RBI and a hit, two of six Tigers to post a hit in the contest. Hawkins and Lauren Lackey had singles for the Gamecocks.

Strong Weekend Propels Quartet Onto Gamecock Invite Team

Even in a rain-shortened event, the Gamecocks stood out, running to another title and claiming four spots on the all-tournament team. Samie Garcia earned the Gamecock Invitational MVP after going 7-for-11 in the event and leading the Gamecocks in runs and stolen bases. She was joined by three seniors: Evan Childs (three runs, four RBI, double and homer), Lauren Lackey (.545 batting average, two stolen bases) and Kierstyn White (two complete game wins).

Four Gamecocks Claim Palmetto Classic All-Tourney Honors

South Carolina took home the team title from the Palmetto Classic, and four Gamecocks led the way on the all-tournament team. Senior Kaitlin Westfall claimed MVP honors, leading South Carolina with five RBI on the weekend. Joining her on the team was another senior, Evan Childs, who posted a huge day in the win over Cleveland State. Sophomore Dana Hathorn captured a spot, collecting a hit in each of the four games, while redshirt junior Audrey Broyles also garnered recognition. Broyles had the complete-game win over Western Kentucky, an eight-inning affair.

Offensive Improvement Easy to See from '10 to '11

In 2011, the Garnet and Black tallied a batting average that was 51 points better than 2010 (.267-.216), an on-base percentage 54 points improved (.341-.287) and a slugging percentage 94 points better (.382-.288). From 2010 to 2011, the Gamecocks posted 89 more runs, 130 more hits, 14 more doubles, 10 more triples, 16 more homers, 36 more walks and 66 more stolen bases in '11. They also had 76 less strikeouts in 253 more at bats.

Record Speed in 2011

Last season, South Carolina recorded 79 stolen bases, tying the 1992 team for the second most in program history. That trailed only the 1995 squad (87) and marked just the fourth time in recorded history (since 1982) that the Gamecocks averaged over a steal per game (1992, 1994, 1995). The 2011 team did set one speed record, attempting to steal 99 stolen bases. The team 79.8 percent success rate ranks third in the last decade.

Hannah Milks wrote her name in the single-season record books twice for her work on the basepaths last year. Her 0.32 steals per game ranked ninth in Gamecock history, while her and senior Lauren Lackey's perfect percentage became the sixth and seventh such seasons at South Carolina. Milks stole 16 bases without being caught, one more than Lackey.

PITCHING CATEGORY	Stat	Rank	PITCHING CATEGORY (Cont.)	Stat	Rank
Appearances			Strikeouts to Walk Ratio		
Kierstyn White	84	13th	Audrey Broyles	2.74	11th
Audrey Broyles	75	15th	Saves		
Games Started			Audrey Broyles	3	T-9th
Audrey Broyles	62	12th	Kierstyn White	3	T-9th
Relief Appearances			Katelynn Howser	3	T-9th
Kierstyn White	56	2nd	Wild Pitches		
Strikeouts			Kierstyn White	29	T-3rd
Audrey Broyles	252	12th	Hit Batters		
Strikeouts Per 7 Innings Pitched			Audrey Broyles	25	5th
Audrey Broyles	5.30	8th	Kierstyn White	15	13th

Offense (and Speed) Return Almost Fully from Last Year

South Carolina has a lot of offense returning from last year's team. In almost every major category (minus doubles and sacrifice flies), the Gamecocks have at least two-thirds of their firepower back. Most exciting is the 96 percent of stolen bases back from last year, the highest percentage of any stat. The chart below shows the full breakdown of what comes back for Beverly Smith's team.

HITTING CATEGORY	Stat	% Back
Runs Scored	222	82%
Hits	395	76%
Doubles	63	59%
Triples	16	69%
Home Runs	25	76%
RBI	182	71%
Total Bases	565	73%
Walks	137	66%
Sacrifice Bunts	42	93%
Sacrifice Flies	15	62%
Stolen Bases	79	96%

South Carolina Made Defenses Work in '11

The Gamecocks did a great job putting balls in play during 2011, posting the least number of strikeouts as a team in the SEC (230). That played a role in South Carolina's offensive resurgence.

Gamecocks Set Painful Record in 2011

South Carolina, as a team, took more hit by pitches than in any season previous, getting hit 37 times. The previous mark came in 2009, when the team took 32 pitches off their collective bodies. Those are the only two seasons in record of over 30 HBPs.

And the Pitching Has Picked Up, Too

The Gamecock offense was not the only thing that improved from '10 to '11. The team's ERA finished more than a run and a half better than in '10 (3.31-4.97). South Carolina tossed four more complete games and seven more shutouts than the year before, and opponents hit 66 points lower (.253-.319) against the team. In roughly 60 more innings, the Gamecocks compiled four more strikeouts and just one more walk.

Plenty of Pitching Opportunities for All

Unlike the offense, there is a lot of pitching to fill in for the Gamecocks this spring. Here's the breakdown for the pitching that returns from Audrey Broyles and Kierstyn White.

PITCHING CATEGORY	Stat	% Back
Innings Pitched	374.1	34%
Earned Runs Allowed	177	34%
Walks	167	28%
Strikeouts	199	33%

There's Plenty of Depth Again

South Carolina's softball roster this season is comprised of 22 student-athletes, one less than last year. And after a year of work for 16 of those, there is a viable backup at every position who could see time for a variety of reasons. Two players, Kelley Dillon and Julie Sarratt, are likely out for the year due to offseason surgeries.

South Carolina Picked to Finish Fifth in SEC East

In the poll of Southeastern Conference coaches prior to the season, South Carolina finished fifth in the SEC Eastern Division. Florida was the pick to win the East, while Tennessee ranked second. Kentucky edged out Georgia for the third spot. Alabama was the coaches' choice to win the SEC West, while Florida was crowned the favorite for the overall title this season by one vote over Tennessee.

SC in the NCAA Stats (as of games played on March 18)		
Team Standings		
HITTING CATEGORY	Stat	Rank
Batting Average	.321	24th
Slugging Percentage	.501	19th
Scoring	5.71	34th
Doubles Per Game	1.58	16th
Triples Per Game	0.26	39th
Home Runs Per Game	0.90	36th
Stolen Bases Per Game	1.32	67th
PITCHING CATEGORY	Stat	Rank
Earned Run Average	3.30	137th
FIELDING CATEGORY	Stat	Rank
Fielding Percentage	.956	138th
Double Plays Per Game	0.13	241st
SC Players in NCAA Stats		
HITTING CATEGORY	Stat	Rank
Batting Average		
Samie Garcia	.450	30th
Lauren Lackey	.429	55th
Chelsea Hawkins	.356	293rd
Home Runs Per Game		
Evan Childs	0.29	52nd
Chelsea Hawkins	0.17	235th
RBI Per Game		
Evan Childs	0.97	68th
Chelsea Hawkins	0.67	275th
Kaitlin Westfall	0.65	299th
Doubles Per Game		
Kaitlin Westfall	0.45	7th
Dana Hathorn	0.26	144th
Samie Garcia	0.23	201st
Evan Childs	0.19	225th
Triples Per Game		
Lauren Lackey	0.13	21st
Samie Garcia	0.06	149th
Stolen Bases Per Game		
Lauren Lackey	0.26	161st
Slugging Percentage		
Evan Childs	.714	76th
Samie Garcia	.680	109th
Chelsea Hawkins	.567	277th
Toughest to Strikeout (AB per K)		
Dana Hathorn	25.0	36th
Home Runs		
Evan Childs	9	15th
Triples		
Lauren Lackey	4	6th
PITCHING CATEGORY	Stat	Rank
Earned Run Average		
Katelynn Howser	3.11	233rd
Strikeouts per 7 IP		
Katelynn Howser	5.0	199th
Wins		
Katelynn Howser	8	83rd
Saves		
Katelynn Howser	3	6th

Record of Lineup by Position

6-2	C-Gonzales	1B-Brossart	2B-Hathorn	3B-Childs	SS-Garcia	LF-Westfall	CF-Lackey	RF-Milks
3-1	C-Lawrence	1B-Brossart	2B-Hathorn	3B-Childs	SS-Garcia	LF-Westfall	CF-Lackey	RF-Milks
8-5	C-Gonzales	1B-Brossart	2B-Hathorn	3B-Childs	SS-Garcia	LF-Westfall	CF-Lackey	RF-Hawkins
1-1	C-Lawrence	1B-Brossart	2B-Hathorn	3B-Childs	SS-Garcia	LF-Westfall	CF-Lackey	RF-Hawkins
1-2	C-Gonzales	1B-Lawrence	2B-Hathorn	3B-Childs	SS-Garcia	LF-Westfall	CF-Lackey	RF-Hawkins
0-1	C-Rother	1B-Lawrence	2B-Hathorn	3B-Childs	SS-Garcia	LF-Westfall	CF-Lackey	RF-Hawkins

Numerical Roster

No	Name	Pos.	B/T	Ht.	Class	EX	Hometown/Previous School
1	Molly Brossart	1B	R/R	5-8	Sr.	1L	Tucson, Ariz./Yavapai College
4	Lauren Lackey	OF	L/R	5-6	Sr.	3L	Lake Elsinore, Calif./Temescal Canyon
9	Kristen Struett	OF/P	R/R	5-7	Fr.	HS	Westminster, Calif./Marina
10	Chelsea Hawkins	OF	R/R	5-6	So.	1L	Piedmont, S.C./Wren
11	Evan Childs	IF	R/R	5-10	Sr.	3L	Conway, S.C./Conway
12	Samie Garcia	IF	L/R	5-6	Jr.	1L	Downey, Calif./Cerritos College
13	Kelley Dillon	IF	R/R	5-7	Sr.	1L	Hanahan, S.C./College of Charleston
14	Kylie Morin	IF	L/R	5-7	Sr.	1L	Salem, Ore./Yavapai College
15	Lacey Rother	C/1B	R/R	5-11	Fr.	HS	Long Beach, Calif./Lakewood
16	Sam Arbaugh	IF	R/R	5-1	Sr.	3L	Aiken, S.C./Aiken
17	Shelby Gonzales	C	R/R	5-8	Jr.	TR	Moses Lake, Wash./North Idaho College
18	Codee Yeske	IF	R/R	5-8	So.	TR	Lexington, S.C./Presbyterian
20	Kaitlin Westfall	OF	R/R	5-6	Sr.	3L	Macon, Ga./Mount de Sales Academy
21	Kierstyn White	P	R/R	5-10	Sr.	3L	Columbia, S.C./Irmo
22	Jackie Slawson	OF	L/R	5-8	Sr.	1L	Ladson, S.C./Spartanburg Methodist College
23	Julie Sarratt	P/1B	R/R	5-4	So.	1L	Gaffney, S.C./Gaffney
24	Dana Hathorn	IF	R/R	5-6	So.	1L	Orlando, Fla./Timber Creek
25	Olivia Lawrence	C/1B	L/R	5-6	Fr.	HS	Woodstown, N.J./Gloucester Catholic
30	Kaela Jackson	OF	R/R	5-6	R-Sr.	1L	Morristown, Tenn./Chattanooga State Community College
33	Katelynn Howser	P	R/R	5-8	Fr.	HS	Woodstock, Ga./Sequoyah
42	Hannah Milks	OF	R/R	5-5	Jr.	2L	Greenville, S.C./Wade Hampton
80	Audrey Broyles	P	R/R	5-10	R-Jr.	2L	Pembroke Pines, Fla./Pembroke Pines Charter

Alphabetical Roster

No	Name	Pos.	B/T	Ht.	Class	EX	Hometown/Previous School
16	Sam Arbaugh	IF	R/R	5-1	Sr.	3L	Aiken, S.C./Aiken
1	Molly Brossart	1B	R/R	5-8	Sr.	1L	Tucson, Ariz./Yavapai College
80	Audrey Broyles	P	R/R	5-10	R-Jr.	2L	Pembroke Pines, Fla./Pembroke Pines Charter
11	Evan Childs	IF	R/R	5-10	Sr.	3L	Conway, S.C./Conway
13	Kelley Dillon	IF	R/R	5-7	Sr.	1L	Hanahan, S.C./College of Charleston
12	Samie Garcia	IF	L/R	5-6	Jr.	1L	Downey, Calif./Cerritos College
17	Shelby Gonzales	C	R/R	5-8	Jr.	TR	Moses Lake, Wash./North Idaho College
24	Dana Hathorn	IF	R/R	5-6	So.	1L	Orlando, Fla./Timber Creek
10	Chelsea Hawkins	OF	R/R	5-6	So.	1L	Piedmont, S.C./Wren
33	Katelynn Howser	P	R/R	5-8	Fr.	HS	Woodstock, Ga./Sequoyah
30	Kaela Jackson	OF	R/R	5-6	R-Sr.	1L	Morristown, Tenn./Chattanooga State Community College
4	Lauren Lackey	OF	L/R	5-6	Sr.	3L	Lake Elsinore, Calif./Temescal Canyon
25	Olivia Lawrence	C/1B	L/R	5-6	Fr.	HS	Woodstown, N.J./Gloucester Catholic
42	Hannah Milks	OF	R/R	5-5	Jr.	2L	Greenville, S.C./Wade Hampton
14	Kylie Morin	IF	L/R	5-7	Sr.	1L	Salem, Ore./Yavapai College
15	Lacey Rother	C/1B	R/R	5-11	Fr.	HS	Long Beach, Calif./Lakewood
23	Julie Sarratt	P/1B	R/R	5-4	So.	1L	Gaffney, S.C./Gaffney
22	Jackie Slawson	OF	L/R	5-8	Sr.	1L	Ladson, S.C./Spartanburg Methodist College
9	Kristen Struett	OF/P	R/R	5-7	Fr.	HS	Westminster, Calif./Marina
20	Kaitlin Westfall	OF	R/R	5-6	Sr.	3L	Macon, Ga./Mount de Sales Academy
21	Kierstyn White	P	R/R	5-10	Sr.	3L	Columbia, S.C./Irmo
18	Codee Yeske	IF	R/R	5-8	So.	TR	Lexington, S.C./Presbyterian

Coaching Staff

Head Coach

Beverly Smith (North Carolina, 1995)

Assistant Coach

Janelle Breneman (Bloomsburg, 1994)

Assistant Coach

Calvin Beamon (UNLV, 2010)

Volunteer Ass't. Coach

Chrissy Schoonmaker (South Carolina, 2007)

Student Ass't. Coach

Ashley Chastain (South Carolina, 2011)

Roster by Class

Senior (10): Sam Arbaugh, Molly Brossart, Evan Childs, Kelley Dillon, Kayla Jackson, Lauren Lackey, Kylie Morin, Jackie Slawson, Kaitlin Westfall, Kierstyn White

Junior (4): Audrey Broyles, Samie Garcia, Shelby Gonzales, Hannah Milks

Sophomore (4): Dana Hathorn, Chelsea Hawkins, Julie Sarratt, Codee Yeske

Freshman (4): Katelynn Howser, Olivia Lawrence, Lacey Rother, Kristen Struett

Roster by Height

5-11 Lacey Rother
5-10 Audrey Broyles, Evan Childs, Kierstyn White
5-8 Molly Brossart, Shelby Gonzales, Katelynn Howser, Jackie Slawson, Codee Yeske
5-7 Kelley Dillon, Kylie Morin, Kristen Struett
5-6 Samie Garcia, Dana Hathorn, Chelsea Hawkins, Kaela Jackson, Lauren Lackey, Olivia Lawrence, Kaitlin Westfall
5-5 Hannah Milks
5-4 Julie Sarratt
5-1 Sam Arbaugh

Roster by State

South Carolina (9): Sam Arbaugh, Evan Childs, Kelley Dillon, Chelsea Hawkins, Hannah Milks, Julie Sarratt, Jackie Slawson, Kierstyn White, Codee Yeske
California (4): Samie Garcia, Lauren Lackey, Lacey Rother, Kristen Struett
Florida (2): Audrey Broyles, Dana Hathorn
Georgia (2): Katelynn Howser, Kaitlin Westfall
Arizona (1): Molly Brossart
New Jersey (1): Olivia Lawrence
Oregon (1): Kylie Morin
Tennessee (1): Kaela Jackson
Washington (1): Shelby Gonzales

#1 - Molly Brossart

1B - R/R - 5-8 - Sr. - Tucson, Ariz.

- Started 27 games at first base
- Errorless through 153 chances
- 2-for-3 with two runs and two RBI vs. Villanova (2/19)



PROFILE



GBG STATS

2012	Game Highs	Career
4, 2x, last at UC Riverside 3/3	AB	5, vs. Providence, 3/5/11
2, 2x, last vs. Villanova 2/19	R	Same
2 vs. Villanova 2/19	H	3, at Longwood-2, 4/9/11
2, 2x, last vs. Charleston So.-2, 2/28	RBI	3, at USC Upstate, 4/13/11
1 vs. Arkansas 3/9	2B	1, 6x, last vs. Arkansas 3/9/12
N/A	3B	N/A
1 vs. Charleston Southern-2, 2/28	HR	1, 4x, last vs. Charleston So.-2, 2/28/12
2 vs. Cleveland State 2/12	BB	2, 4x, last vs. Cleveland State 2/12/12
1 vs. Providence 2/17	SB	Same

Brossart's Season-By-Season Batting Statistics

Year	Avg.	GP	GS	AB	R	H	2B	3B	HR	RBI	TB	SLG	BB	HBP	K	GDP	OBP	SF	SH	SB-ATT	PO	A	E	FLD%
2011	.212	49	44	113	3	24	5	0	3	18	38	.336	22	5	27	0	.357	3	4	0-0	287	10	4	.987
2012	.217	27	27	60	8	13	1	0	1	7	17	.283	9	1	11	0	.324	1	4	1-1	151	2	0	1.000
TOTAL	.214	76	71	173	11	37	6	0	4	25	55	.318	31	6	38	0	.346	4	8	1-1	438	12	4	.991

#4 - Lauren Lackey

OF - L/R - 5-6 - Sr. - Lake Elsinore, Calif.

- Started every game in center field
- Leads team with eight stolen bases and four triples
- Tripled in consecutive games at FIU (2/19)
- Posted career-best 14-game hitting streak (3/2-3/18)



PROFILE



GBG STATS

2012	Game Highs	Career
4, 9x, last at No. 4 Florida 3/18	AB	5, 2x, last vs. Loyola, 2/27/10
3 vs. Villanova 2/19	R	3, vs. Mississippi, 3/11/11
3 vs. Presbyterian 2/25	H	3, 5x, last vs. Presbyterian 2/25/12
3, 2x, last at UC Riverside 3/3	RBI	3, 5x, last at UC Riverside 3/3/12
1, 3x, last at No. 4 Florida 3/18	2B	1, 10x, last at No. 4 Florida 3/18/12
1, 4x, last vs. Mississippi State-1, 3/13	3B	1, 9x, last vs. Mississippi State-1 3/13/12
N/A	HR	1 vs. Georgetown, 2/18/11
1, 6x, last vs. Arkansas 3/9	BB	2 vs. North Florida, 2/14/09
2 vs. George Washington 2/26	SB	2, 3x, last vs. George Washington 2/26/12

Lackey's Season-By-Season Batting Statistics

Year	Avg.	GP	GS	AB	R	H	2B	3B	HR	RBI	TB	SLG	BB	HBP	K	GDP	OBP	SF	SH	SB-ATT	PO	A	E	FLD%
2009	.212	41	38	99	10	21	3	0	0	5	24	.242	10	3	20	0	.301	1	7	2-4	42	2	1	.978
2010	.229	51	51	140	17	32	3	1	0	8	37	.264	11	3	25	0	.297	1	7	0-2	54	7	1	.984
2011	.350	56	56	140	26	49	2	4	1	12	62	.443	7	2	26	0	.387	1	2	15-15	82	4	1	.989
2012	.429	31	31	91	20	39	3	4	0	14	50	.549	6	0	9	0	.464	0	3	8-8	41	1	1	.977
TOTAL	.300	179	176	470	73	141	11	9	1	39	173	.368	34	8	80	0	.355	3	19	25-29	219	14	4	.983

#9 - Kristen Struett

OF/P - R/R - 5-7 - Fr. - Westminster, Calif.

- Has yet to play this season



PROFILE



GBG STATS

2012	Game Highs - Hitting	Career
N/A	AB	Same
N/A	R	Same
N/A	H	Same
N/A	RBI	Same
N/A	2B	Same
N/A	3B	Same
N/A	HR	Same
N/A	BB	Same
N/A	SB	Same

2012	Game Highs - Pitching	Career
N/A	IP	Same
N/A	K	Same
N/A	H	Same
N/A	R	Same
N/A	ER	Same
N/A	BB	Same

Struett's Season-By-Season Batting Statistics

Year	Avg.	GP	GS	AB	R	H	2B	3B	HR	RBI	TB	SLG	BB	HBP	K	GDP	OBP	SF	SH	SB-ATT	PO	A	E	FLD%
2012	Has Not Played																							

Struett's Season-By-Season Pitching Statistics

Year	ERA	W	L	App	GS	CG	SHO	CBO	SV	IP	H	R	ER	BB	SO	2B	3B	HR	BF	B/Avg	WP	HBP	III.	SFA	SHA
2012	Has Not Played																								

#10 - Chelsea Hawkins

OF - R/R - 5-6 - So. - Piedmont, S.C.

- Third on the team with 10 multi-hit games
- Third on the team in slugging percentage and batting average
- Went 3-for-4 with two runs scored vs. Arkansas (3/10)



2012	Game Highs	Career
4, 9x, last at No. 4 Florida 3/18	AB 4, 10x, last at No. 4 Florida 3/18/12	
2, 2x, last vs. Arkansas 3/10	R Same	
3, 2x, last vs. Arkansas 3/10	H Same	
4, vs. Winthrop 2/11	RBI Same	
1, 4x, last at Coastal Carolina-2 3/7	2B 1, 5x, last at Coastal Carolina 3/7/12	
N/A	3B N/A	
1, 5x, last at UC Riverside 3/3	HR 1, 6x, last at UC Riverside 3/3/12	
1, 6x, last vs. Mississippi State-1 3/13	BB 2, 2x, last vs. Stony Brook, 3/6/11	
1, 2x, last vs. George Washington 2/26	SB Same	

Hawkins' Season-By-Season Batting Statistics

Year	Avg.	GP	GS	AB	R	H	2B	3B	HR	RBI	TB	SLG	BB	HBP	K	GDP	OBP	SF	SH	SB-ATT	PO	A	E	FLD%
2011	.179	24	10	39	3	7	1	0	1	1	11	.282	5	0	15	0	.273	0	1	0-1	9	2	0	1.000
2012	.356	30	30	90	12	32	4	0	5	20	51	.567	6	0	21	0	.396	0	0	2-2	12	1	1	.929
TOTAL	.302	54	40	129	15	39	5	0	6	21	62	.481	11	0	36	0	.357	0	1	2-3	21	3	1	.960

#11 - Evan Childs

IF - R/R - 5-10 - Sr. - Conway, S.C.

- Started every game at third base
- Leads the team in slugging (.714) and multi-RBI games (8)
- Hit 2 HR, including walkoff shot, vs. Arkansas (3/11)
- Went 4-for-4 with two doubles and a homer in the win over Cleveland State (2/12)



2012	Game Highs	Career
5 at Charlotte 2/29	AB 5, 4x, last at Charlotte 2/29/12	
2, 7x, last vs. Arkansas 3/11	R 2, 11x, last vs. Arkansas 3/11/12	
4 vs. Cleveland State 2/12	H Same	
4, 2x, last vs. Arkansas 3/11	RBI 4, 4x, last vs. Arkansas 3/11/12	
2 vs. Cleveland State 2/12	2B 3, vs. Longwood-2 2/16/10	
N/A	3B 1, 2x, last vs. Stony Brook 3/6/11	
2 vs. Arkansas 3/11	HR 2, 2x, last vs. Arkansas 3/11/12	
2 vs. Winthrop 2/22	BB 2, 3x, last vs. Winthrop 2/22/12	
1, 4x, last vs. UC Davis 3/4	SB 1, 13x, last vs. UC Davis 3/4/12	

Childs' Season-By-Season Batting Statistics

Year	Avg.	GP	GS	AB	R	H	2B	3B	HR	RBI	TB	SLG	BB	HBP	K	GDP	OBP	SF	SH	SB-ATT	PO	A	E	FLD%
2009	.180	44	42	128	17	23	4	0	4	17	39	.305	10	2	34	0	.250	0	2	3-3	93	79	11	.940
2010	.208	50	47	125	15	26	9	1	0	17	37	.296	15	2	42	0	.299	2	1	1-1	90	80	19	.899
2011	.227	51	40	119	16	27	4	1	2	10	39	.328	4	3	20	1	.268	1	4	5-6	56	89	16	.901
2012	.352	31	31	91	23	32	6	0	9	30	65	.714	11	4	13	0	.435	2	2	5-5	49	58	7	.939
TOTAL	.233	176	160	463	71	108	23	2	15	74	180	.389	40	11	109	1	.306	5	9	14-15	288	306	53	.918

#12 - Samie Garcia

IF - L/L - 5-6 - Jr. - Downey, Calif.

- Started every game at shortstop
- Posted the longest hitting streak (21 games) since 1999
- MVP of the Gamecock Invitational
- Led the team with nine RBI in FIU tourney (2/17-19)



2012	Game Highs	Career
5 vs. Winthrop 2/11	AB 5, 2x, last vs. Winthrop 2/11/12	
3, 3x, last vs. Mississippi State-1 3/13	R Same	
4 vs. Presbyterian 2/25	H 4, 2x, last vs. Presbyterian 2/25/12	
4 vs. Providence 2/17	RBI Same	
1, 7x, last vs. Arkansas 3/11	2B 1, 14x, last vs. Arkansas 3/11/12	
1, 2x, last vs. Charlotte 3/14	3B 1, 5x, last vs. Charlotte 3/13/12	
1, 4x, last vs. Mississippi State-1 3/13	HR ... 1, 7x, last vs. Mississippi State-1 3/13/12	
1, 6x, last at No. 4 Florida 3/17	BB 2, vs. Seton Hall 3/5/11	
1, 5x, last vs. Maine 3/2	SB ... 2, 2x, last vs. Charleston Southern 4/5/11	

Garcia's Season-By-Season Batting Statistics

Year	Avg.	GP	GS	AB	R	H	2B	3B	HR	RBI	TB	SLG	BB	HBP	K	GDP	OBP	SF	SH	SB-ATT	PO	A	E	FLD%
2011	.332	56	56	184	31	61	7	3	3	20	83	.451	16	6	13	0	.403	0	8	15-20	84	116	17	.922
2012	.450	31	31	100	29	45	7	2	4	19	68	.680	6	4	6	1	.495	1	3	6-10	41	48	7	.927
TOTAL	.373	87	87	284	60	106	14	5	7	39	151	.532	22	10	19	1	.435	1	11	21-30	125	164	24	.923

#13 - Kelley Dillon

IF - R/R - 5-7 - Sr. - Hanahan, S.C.

- Offseason shoulder surgery may cost her the year



2012	Game Highs	South Carolina
N/A	AB 4 (4x, last vs. Winthrop, 5/4/11)	
N/A	R 2 (vs. Georgetown, 2/18/11)	
N/A	H 2 (3x, last vs. Winthrop, 5/4/11)	
N/A	RBI 1 (4x, last vs. Winthrop, 5/4/11)	
N/A	2B 1 (3x, last vs. Elon-1, 2/26/11)	
N/A	3B 1 (at Longwood-2, 4/9/11)	
N/A	HR N/A	
N/A	BB 2 (at Winthrop, 3/2/11)	
N/A	SB 1 (2x, last vs. Michigan State, 2/20/11)	

Dillon's Season-By-Season Batting Statistics

Year	Avg.	GP	GS	AB	R	H	2B	3B	HR	RBI	TB	SLG	BB	HBP	K	GDP	OBP	SF	SH	SB-ATT	PO	A	E	FLD%
2011	.171	29	26	70	10	12	3	1	0	4	17	.243	7	1	19	1	.253	1	2	2-2	50	31	4	.953
2012																								
TOTAL	.171	29	26	70	10	12	3	1	0	4	17	.243	7	1	19	1	.253	1	2	2-2	50	31	4	.953

#14 - Kylie Morin
IF - L/R - 5-7 - Sr. - Salem, Ore.

- Used as a pinch runner in 17 games
- 4-for-5 in stolen-base tries



PROFILE

GBG STATS

2012	Game Highs	Career
1 vs. Charleston Southern-2 2/28	AB	3, vs. Georgetown, 2/18/11
1, 9x, last vs. Charlotte 3/14	R	1, 22x, last vs. Charlotte 3/14/12
N/A	H	Same
N/A	RBI	Same
N/A	2B	Same
N/A	3B	Same
N/A	HR	Same
N/A	BB	Same
1, 3x, last vs. Charleston So.-2 2/28	SB	1, 9x, last vs. Charleston So.-2 2/28/12

Year	Avg.	GP	GS	AB	R	H	2B	3B	HR	RBI	TB	SLG	BB	HBP	K	GDP	OBP	SF	SH	SB-ATT	PO	A	E	FLD%
2011	.000	42	2	3	13	0	0	0	0	0	0	.000	0	0	0	0	.000	0	0	6-9	0	0	0	.000
2012	.000	18	0	1	9	0	0	0	0	0	0	.000	0	0	0	0	.000	0	0	4-5	0	0	0	.000
TOTAL	.000	60	2	4	22	0	0	0	0	0	0	.000	0	0	0	0	.000	0	0	10-14	0	0	0	.000

#15 - Lacey Rother
C/1B - R/R - 5-11 - Fr. - Long Beach, Calif.

- Tied for fourth on the team with nine walks
- Hit her first homer in Maine (3/2) win



PROFILE

GBG STATS

2012	Game Highs	Career
3, 5x, last at Coastal Carolina-1 3/7	AB	Same
1 vs. Maine 3/2	R	Same
2 vs. Maine 3/2	H	Same
3 vs. Maine 3/2	RBI	Same
N/A	2B	Same
N/A	3B	Same
1 vs. Maine 3/2	HR	Same
2 at UC Riverside 3/3	BB	Same
N/A	SB	Same

Year	Avg.	GP	GS	AB	R	H	2B	3B	HR	RBI	TB	SLG	BB	HBP	K	GDP	OBP	SF	SH	SB-ATT	PO	A	E	FLD%
2012	.269	20	10	26	1	7	0	0	1	6	10	.385	9	1	5	0	.472	0	0	0-0	2	0	0	1.000

#16 - Sam Arbaugh
IF - R/R - 5-1 - Sr. - Aiken, S.C.

- Pinch hit and played third against Winthrop (2/11) and Villanova (2/19)
- Scored in both of her pinch-running chances at FIU



PROFILE

GBG STATS

2012	Game Highs	Career
1, 4x, last vs. Maine 3/2	AB	4 vs. Loyola 2/27/10
1, 5x, last vs. Arkansas 3/11	R	3 vs. Loyola 2/27/10
N/A	H	1, 2x, last at No. 12/10 Georgia-1 4/24/10
N/A	RBI	N/A
N/A	2B	N/A
N/A	3B	N/A
N/A	HR	N/A
N/A	BB	1, 2x, last at No. 12/10 Georgia-1, 4/24/10
N/A	SB	N/A

Year	Avg.	GP	GS	AB	R	H	2B	3B	HR	RBI	TB	SLG	BB	HBP	K	GDP	OBP	SF	SH	SB-ATT	PO	A	E	FLD%
2009	.000	12	2	4	2	0	0	0	0	0	0	.000	0	0	2	0	.000	0	1	0-0	4	1	1	.833
2010	.061	26	19	33	4	2	0	0	0	0	2	.061	2	2	17	0	.162	0	4	0-0	36	27	10	.863
2011	Did Not Play																							
2012	.000	11	0	4	5	0	0	0	0	0	0	.000	0	0	1	0	.000	0	0	0-0	0	1	0	1.000
TOTAL	.049	49	21	41	11	2	0	0	0	0	2	.049	2	2	20	0	.133	0	5	0-0	40	29	11	.863

#17 - Shelby Gonzales
C - R/R - 5-8 - Jr. - Moses Lake, Wash.

- Started 24 games at catcher
- Went 2-for-4 with a homer and three RBI at Charlotte (2/29)
- Her first career homer came vs. Presbyterian (2/25)
- First SC hit was two-RBI single vs. Tennessee State (2/10)



PROFILE

GBG STATS

2012	Game Highs	Career
4, 2x, last at Charlotte 2/29	AB	Same
2 at UC Riverside 3/3	R	Same
2, 2x, last at Charlotte 2/29	H	Same
3 at Charlotte 2/29	RBI	Same
N/A	2B	Same
N/A	3B	Same
1, 3x, last at UC Riverside 3/3	HR	Same
2, 2x, last at UC Riverside 3/3	BB	Same
N/A	SB	Same

Year	Avg.	GP	GS	AB	R	H	2B	3B	HR	RBI	TB	SLG	BB	HBP	K	GDP	OBP	SF	SH	SB-ATT	PO	A	E	FLD%
2012	.255	27	24	51	6	13	0	0	3	13	22	.431	13	2	5	0	.424	0	3	0-0	92	11	3	.972

#18 - Codee Yeske
IF - R/R - 5-8 - So. - Lexington, S.C.

- Appeared in 13 games
- Posted first homer vs. Maine (3/2)
- Hit by a pitch twice and scored a run vs. Winthrop (2/11)



2012	Game Highs	Carolina
3 vs. Jacksonville 2/19	AB	Same
1, 2x, last vs. Maine 3/2	R	Same
1, 2x, last vs. Maine 3/2	H	Same
2 vs. Maine 3/2	RBI	Same
N/A	2B	Same
N/A	3B	Same
1 vs. Maine 3/2	HR	Same
1 at No. 4 Florida 3/18	BB	Same
1 at Charlotte 2/29	SB	Same

Year	Avg.	GP	GS	AB	R	H	2B	3B	HR	RBI	TB	SLG	BB	HBP	K	GDP	OBP	SF	SH	SB-ATT	PO	A	E	FLD%
2012	.143	13	1	14	2	2	0	0	1	2	5	.357	1	2	6	0	.294	0	0	1-1	1	1	1	.667

#20 - Kaitlin Westfall
OF - R/R - 5-6 - Sr. - Macon, Ga.

- Leads the SEC with 14 doubles
- Seventh in NCAA stat report with 0.45 doubles per game
- MVP of the Palmetto Classic
- Went 2-for-4 with a double, a triple and three RBI, including two game-tying ones, vs. Western Kentucky (2/11)



2012	Game Highs	Career
5 at Charlotte 2/29	AB	Same
2, 3x, last vs. Arkansas 3/11	R	3 vs. Mississippi 3/13/11
3 vs. Villanova 2/19	H	3, 3x, last vs. Villanova 2/19/12
3 vs. Western Kentucky 2/11	RBI	3, 5x, last vs. Western Kentucky 2/11/12
2, 2x, last vs. Villanova 2/19	2B	2, 2x, last vs. Villanova 2/19/12
1 vs. Western Kentucky 2/11	3B	1, 4x, last vs. Western Kentucky 2/11/12
1, 2x, last vs. Maine 3/2	HR	1, 9x, last vs. Maine 3/2/12
2 vs. Illinois-Chicago 2/18	BB	2, 6x, last vs. Illinois-Chicago 2/18/12
1, 3x, last vs. Charleston So.-2 2/28	SB	1, 5x, last vs. Charleston So.-2 2/28/12

Year	Avg.	GP	GS	AB	R	H	2B	3B	HR	RBI	TB	SLG	BB	HBP	K	GDP	OBP	SF	SH	SB-ATT	PO	A	E	FLD%
2009	.162	31	12	37	7	6	2	1	0	3	10	.270	0	2	12	0	.205	0	1	1-1	0	0	0	.000
2010	.176	47	40	108	8	19	6	0	2	9	31	.287	8	5	31	0	.264	0	3	0-0	50	2	0	1.000
2011	.300	53	52	150	19	45	7	2	5	27	71	.473	16	4	20	0	.378	2	6	1-3	75	8	1	.988
2012	.286	31	31	91	17	26	14	1	2	20	48	.527	14	4	13	1	.400	1	3	3-3	58	3	4	.938
TOTAL	.249	162	135	386	51	96	29	4	9	59	160	.415	38	15	76	1	.337	3	13	5-7	183	13	5	.975

#21 - Kierstyn White
P - R/R - 5-10 - Sr. - Columbia, S.C.

- Posted her first career shutout in 5-0 win over Illinois-Chicago (2/18)
- Now has seven career complete games, five this year



2012	Game Highs	Career
7.0, 4x, last vs. Charleston So.-1 2/28	IP	7.0, 5x, last vs. Charleston So.-1 2/28/12
3, 2x, last vs. Charleston So.-1 2/28	K	6 vs. Seton Hall, 3/5/11
9 vs. Appalachian State 2/25	H	13 at Kentucky-1, 4/10/10
5, 2x, last vs. Charlotte 3/14	R	11 at Kentucky-1, 4/10/10
5 at Charlotte 2/29	ER	11 at Kentucky-1, 4/10/10
6 vs. Mississippi State-2 3/13	BB	Same

Year	ERA	W	L	App	GS	CG	SHO	CBO	SV	IP	H	R	ER	BB	SO	2B	3B	HR	BF	B/Avg	WP	HBP	III.	SFA	SHA
2009	2.69	9	4	32	9	0	0	3	3	86.0	91	44	33	36	45	11	5	3	398	.271	9	9	1	1	16
2010	8.32	0	2	18	2	1	0	0	0	37.0	79	58	44	28	19	14	1	8	218	.436	11	2	0	3	4
2011	4.30	2	3	13	4	1	0	0	0	27.2	35	24	17	18	11	2	0	3	143	.292	5	2	2	0	3
2012	4.26	6	6	21	13	5	1	0	0	69.0	80	54	42	44	18	10	3	9	343	.281	5	2	1	2	10
TOTAL	4.33	17	15	84	28	7	1	3	3	219.2	285	180	136	126	93	37	9	23	1102	.309	30	15	4	6	33

#22 - Jackie Slawson
OF - L/R - 5-8 - Sr. - Ladson, S.C.

- Pinch ran in 18 games, scoring nine times



2012	Game Highs	Career
1, 2x, last vs. Maine 3/2	AB	3 at LSU 5/7/11
1, 9x, last vs. Charlotte 3/14	R	1, 28x, last vs. Charlotte 3/14/12
N/A	H	1, 3x, last at LSU 5/7/11
N/A	RBI	N/A
N/A	2B	N/A
N/A	3B	N/A
N/A	HR	N/A
N/A	BB	N/A
1, 3x, last vs. Arkansas 3/9	SB	1, 9x, last vs. Arkansas 3/9/12

Year	Avg.	GP	GS	AB	R	H	2B	3B	HR	RBI	TB	SLG	BB	HBP	K	GDP	OBP	SF	SH	SB-ATT	PO	A	E	FLD%
2011	.429	43	3	7	19	3	0	0	0	0	3	.429	0	1	2	0	.500	0	0	6-13	0	0	0	.000
2012	.000	19	0	2	9	0	0	0	0	0	0	.000	0	0	0	0	.000	0	0	3-3	0	0	0	.000
TOTAL	.333	62	3	9	28	3	0	0	0	0	3	.333	0	1	2	0	.400	0	0	9-16	0	0	0	.000

#23 - Julie Sarratt
P/1B - R/R - 5-4 - So. - Gaffney, S.C.

- Offseason surgery may keep her out for 2012



PROFILE

GBG STATS

2012	Game Highs - Hitting	Career
N/A	AB 4, 3x, last vs. No. 20/16 Kentucky, 4/24/11	
N/A	R 1, 3x, last vs. Charleston Southern, 4/5/11	
N/A	H 2, 3x, last vs. Charleston Southern, 4/5/11	
N/A	RBI 2, 2x, last vs. Mississippi, 3/12/11	
N/A	2B 1, 4x, last vs. No. 20/16 Kentucky, 4/24/11	
N/A	3B	N/A
N/A	HR 1, 2x, last vs. Mississippi, 3/12/11	
N/A	BB 1 vs. Michigan State, 2/20/11	
N/A	SB	N/A

2011	Game Highs - Pitching	Career
N/A	IP 8.1 at No. 23/24 Auburn, 3/20/11	
N/A	K 9 vs. Florida Gulf Coast, 2/19/11	
N/A	H 11 at No. 23/24 Auburn, 3/20/11	
N/A	R 6, 2x, last at No. 11 Tennessee, 3/26/11	
N/A	ER 6, 2x, last at No. 11 Tennessee, 3/26/11	
N/A	BB 4, 3x, last vs. No. 5/7 Florida, 4/30/11	

Sarratt's Season-By-Season Batting Statistics																								
Year	Avg.	GP	GS	AB	R	H	2B	3B	HR	RBI	TB	SLG	BB	HBP	K	GDP	OBP	SF	SH	SB-ATT	PO	A	E	FLD%
2011	.250	31	20	64	3	16	4	0	2	9	26	.406	1	1	20	0	.273	0	0	0-0	35	13	0	1.000
2012	Has Not Played																							
TOTAL	.250	31	20	64	3	16	4	0	2	9	26	.406	1	1	20	0	.273	0	0	0-0	35	13	0	1.000

Sarratt's Season-By-Season Pitching Statistics																									
Year	ERA	W	L	App	GS	CG	SHO	CBO	SV	IP	H	R	ER	BB	SO	2B	3B	HR	BF	B/Avg	WP	HBP	Ill.	SFA	SHA
2011	3.38	8	8	29	15	6	3	1	2	103.2	93	56	50	40	70	19	0	17	454	.238	1	11	0	4	9
2012	Has Not Played																								
TOTAL	3.38	8	8	29	15	6	3	1	2	103.2	93	56	50	40	70	19	0	17	454	.238	1	11	0	4	9

#24 - Dana Hathorn
IF - R/R - 5-6 - So. - Orlando, Fla.

- Started every game at second base
- Had the game-winning hit vs. Charlotte (3/14)
- Went 3-for-4 with a double and three runs scored at Charlotte (2/29)
- Two two-run doubles vs. Winthrop (2/22)



PROFILE

GBG STATS

2012	Game Highs	Career
4, 14x, last vs. Charlotte 3/14	AB 4, 27x, last vs. Charlotte 3/14/12	
3 at Charlotte 2/29	R	Same
3, 2x, last at Charlotte 2/29	H 3, 4x, last at Charlotte 2/29/12	
4 vs. Winthrop 2/22	RBI	Same
2 vs. Winthrop 2/22	2B	Same
1 vs. George Washington 2/26	3B 1, 2x, last vs. George Washington 2/26/12	
N/A	HR 1 at Arkansas-1 4/16/11	
1, 2x, last vs. Maine 3/2	BB 1, 11x, last vs. Maine 3/2/12	
1, 2x, last vs. Mississippi State-1 3/13	SB 2, 3x, last at Arkansas 4/17/11	

Hathorn's Season-By-Season Batting Statistics																								
Year	Avg.	GP	GS	AB	R	H	2B	3B	HR	RBI	TB	SLG	BB	HBP	K	GDP	OBP	SF	SH	SB-ATT	PO	A	E	FLD%
2011	.280	53	50	157	27	44	5	1	1	28	54	.344	9	2	15	0	.325	1	4	12-13	114	98	4	.981
2012	.330	31	31	100	19	33	8	1	0	15	43	.430	2	4	4	0	.368	0	1	2-5	65	50	5	.958
TOTAL	.300	84	81	257	46	77	13	2	1	43	97	.377	11	6	19	0	.342	1	5	14-18	179	148	9	.973

#25 - Olivia Lawrence
C/IF - L/R - 5-6 - Fr. - Woodstown, N.J.

- Started 10 times (6 at C, 4 at 1B)
- Pinch-hit RBI single vs. Arkansas (3/11) pivotal in win
- Hit her first career homer at Coastal (3/7)
- Went 2-for-4 with a double and an RBI vs. Winthrop (2/11)



PROFILE

GBG STATS

2012	Game Highs	Career
4 vs. Winthrop 2/11	AB	Same
2 vs. Villanova 2/19	R	Same
2 vs. Winthrop 2/11	H	Same
2 at Coastal Carolina-2 3/7	RBI	Same
1, 2x, last vs. Charlotte 3/14	2B	Same
N/A	3B	Same
1 at Coastal Carolina-2 3/7	HR	Same
1, 4x, at No. 4 Florida 3/16	BB	Same
N/A	SB	Same

Lawrence's Season-By-Season Batting Statistics																								
Year	Avg.	GP	GS	AB	R	H	2B	3B	HR	RBI	TB	SLG	BB	HBP	K	GDP	OBP	SF	SH	SB-ATT	PO	A	E	FLD%
2012	.235	18	10	34	3	8	2	0	1	5	13	.382	4	0	12	0	.316	0	0	0-0	47	2	3	.942

#30 - Kaela Jackson
OF - R/R - 5-6 - R-Sr. - Morristown, Tenn.

- Posted first career homer in Arkansas win (3/10)
- Drove in two with her pinch-hit double at Charlotte (2/29)



PROFILE

GBG STATS

2012	Game Highs	Career
3, 6x, last at No. 4 Florida 3/18	AB	Same
1, 2x, last vs. Mississippi State-1 3/13	R	Same
2 vs. Mississippi State-1 3/13	H	Same
2, 2x, last vs. Mississippi State-1 3/13	RBI ..2, 3x, last vs. Mississippi State-1 3/13/12	
1, 3x, last at No. 4 Florida 3/16	2B	Same
N/A	3B	N/A
1 vs. Mississippi State-1 3/13	HR	Same
1 at No. 4 Florida 3/18	BB	1, 3x, last at No. 4 Florida 3/18/12
N/A	SB	N/A

Jackson's Season-By-Season Batting Statistics

Year	Avg.	GP	GS	AB	R	H	2B	3B	HR	RBI	TB	SLG	BB	HBP	K	GDP	OBP	SF	SH	SB-ATT	PO	A	E	FLD%
2011	.143	9	0	7	0	1	0	0	0	2	1	.143	2	0	2	0	.333	0	0	0-0	0	0	0	.000
2012	.281	17	10	32	2	9	3	0	1	5	15	.469	1	0	6	0	.303	0	2	0-0	0	0	0	.000
TOTAL	.256	26	10	39	2	10	3	0	1	7	16	.410	3	0	8	0	.310	0	2	0-0	0	0	0	.000

#33 - Katelynn Howser
P - R/R - 5-8 - Fr. - Woodstock, Ga.

- Made 22 appearances, 12 in relief
- Struck out 10 (and walked 8) in win vs. Presbyterian (2/26)
- Picked up her first career win vs. Winthrop (2/11) and first save vs. Cleveland State (2/12)



PROFILE

GBG STATS

2012	Game Highs	Career
7.0, 2x, last vs. Arkansas 3/10	IP	Same
10 vs. Presbyterian 2/26	K	Same
8 vs. Arkansas 3/10	H	Same
6 at No. 4 Florida 3/16	R	Same
5 vs. Mississippi State-2 3/13	ER	Same
8 vs. Presbyterian 2/26	BB	Same

Howser's Season-By-Season Pitching Statistics

Year	ERA	W	L	App	GS	CG	SHO	CBO	SV	IP	H	R	ER	BB	SO	2B	3B	HR	BF	B/Avg	WP	HBP	IP	SFA	SHA
2012	3.11	8	3	22	10	5	0	0	3	81.0	74	45	36	56	58	11	1	13	376	.243	13	5	2	6	4

#42 - Hannah Milks
OF - R/R - 5-5 - Jr. - Greenville, S.C.

- Started 12 games in right field
- Went 2-for-4 with a double and two RBI vs. Winthrop (2/11)



PROFILE

GBG STATS

2012	Game Highs	Career
4, 3x, last vs. Presbyterian 2/25	AB	4, 21x, last vs. Presbyterian 2/26/12
1, 12x, last at No. 4 Florida 3/18	R	3, 2x, last vs. Michigan State 3/6/11
2, 2x, last vs. Winthrop 2/22	H	3, 4x, last at Arkansas 4/17/11
2 vs. Winthrop 2/11	RBI	4, at No. 11 Tennessee 3/27/11
1 vs. Winthrop 2/11	2B	1, 10x, last at Longwood-1 4/9/11
N/A	3B	N/A
N/A	HR	1, 3x, last at Arkansas 4/17/11
1, 3x, last vs. Appalachian State 2/25	BB	2, 2x, last at No. 12/10 Georgia-1 4/24/10
1, 6x, last at No. 4 Florida 3/17	SB	2, 2x, last vs. Mississippi 3/13/11

Milks' Season-By-Season Batting Statistics

Year	Avg.	GP	GS	AB	R	H	2B	3B	HR	RBI	TB	SLG	BB	HBP	K	GDP	OBP	SF	SH	SB-ATT	PO	A	E	FLD%
2010	.234	46	39	107	14	25	3	0	0	5	28	.262	10	4	30	0	.322	0	5	3-5	22	47	8	.896
2011	.273	49	48	139	26	38	6	0	3	12	53	.381	11	2	20	0	.333	1	10	16-16	56	4	2	.968
2012	.171	27	12	41	12	7	1	0	0	3	8	.195	3	1	6	0	.244	0	5	6-8	24	0	0	1.000
TOTAL	.241	123	100	290	52	70	10	0	3	20	89	.307	24	7	58	0	.314	1	20	25-29	102	51	10	.939

#80 - Audrey Broyles
P - R/R - 5-10 - R-Jr. - Pembroke Pines, Fla.

- Tossed 3.2 innings of scoreless relief in 8-7 win vs. Arkansas (3/11)
- Threw the most innings and pitches since her true sophomore season at that time in her first start of the year vs. Western Kentucky, a CG win (2/11)



PROFILE

GBG STATS

2012	Game Highs	Career
8.0, 2x, last vs. Arkansas 3/9	IP	8.1 at Florida Atlantic, 2/28/10
7 vs. Winthrop 2/11	K	14 vs. College of Charleston, 2/27/09
9 vs. Arkansas 3/9	H	10 at Arkansas, 3/11/09
5, 2x, last vs. Mississippi State-1 3/13	R	7 vs. Mississippi, 3/11/11
5 vs. Arkansas 3/9	ER	6, 3x, last vs. Mississippi, 3/11/11
5 at No. 4 Florida 3/17	BB	5, 2x, last vs. Florida 3/17/12

Broyles' Season-By-Season Pitching Statistics

Year	ERA	W	L	App	GS	CG	SHO	CBO	SV	IP	H	R	ER	BB	SO	2B	3B	HR	BF	B/Avg	WP	HBP	Ill.	SFA	SHA
2009	2.67	10	12	33	25	9	2	3	3	144.0	148	67	55	33	130	21	3	15	612	.267	2	9	0	3	13
2010	0.99	3	3	8	7	3	2	0	0	42.1	24	12	6	9	45	5	1	1	165	.161	0	0	0	0	7
2011	3.03	6	10	24	22	4	1	1	0	99.1	82	52	43	29	55	14	3	22	417	.220	2	9	1	0	6
2012	2.23	5	3	10	8	2	0	0	0	47.0	42	22	15	21	22	7	0	5	213	.236	1	7	0	1	6
TOTAL	2.50	24	28	75	62	18	5	4	3	332.2	296	153	119	92	252	47	7	43	1407	.236	5	25	1	4	32

2012 Box Score QR Links



2/10 Tennessee St



2/11 Western Ky.



2/11 Winthrop



2/12 Cleveland St.



2/17 Providence



2/18 Ill.-Chicago



2/18 FIU



2/19 Jacksonville



2/19 Villanova



2/22 Winthrop




2/25 App. State



2/25 Presbyterian



2/25 Geo. Wash.



2/28 Chas. So. 1




2/28 Chas. So. 2



2/29 Charlotte



3/2 Portland State



3/2 Maine



3/3 UC Riverside



3/4 UC Davis




3/7 Coastal 1



3/7 Coastal 2



3/9 Arkansas



3/10 Arkansas



3/11 Arkansas




3/13 Miss. State 1



3/13 Miss. State 2



3/14 Charlotte



3/16 Florida



3/17 Florida

2012 Box Score QR Links



3/18 Florida

3/21 North Carolina

3/23 LSU

3/24 LSU

3/25 LSU

3/28 Winthrop

3/31 Longwood 1

3/31 Longwood 2

4/6 Kentucky

4/7 Kentucky

4/8 Kentucky

4/11 Georgia 1

4/11 Georgia 2

4/13 Alabama

4/14 Alabama

4/15 Alabama

4/20 Tennessee

4/21 Tennessee

4/22 Tennessee

4/27 Auburn

4/28 Auburn

4/29 Auburn

5/4 Mississippi

5/5 Mississippi

5/6 Mississippi