

Media Relations: Diana Koval
 Office: 803.777.7977
 Cell: 314.369.6050
 Email: dkoval@mailbox.sc.edu
 Website: www.GamecocksOnline.com
 Twitter: @GamecocksOnline or @GamecockWBB
 Facebook: www.Facebook.com/GamecocksOnline

WOMEN'S BASKETBALL

SOUTH CAROLINA

Game 8
 Nov. 28, 2012
 7 p.m.
 Columbia, S.C.
 Colonial Life Arena (18,000)

2012-13 Schedule

Fri., Nov. 9	Elon	Columbia, S.C.	W, 77-44
Mon., Nov. 12	at Louisiana Tech	Ruston, La.	W, 82-58
Thu., Nov. 15	Savannah State (SPSO)	Columbia, S.C.	W, 78-47
Sun., Nov. 18	Clemson (SPSO)	Columbia, S.C.	W, 64-43
<i>U.S. Virgin Islands Paradise Jam</i>			
Thu., Nov. 22	vs. Hampton	St. Thomas	W, 45-34
Fri., Nov. 23	vs. Florida Gulf Coast	St. Thomas.	W, 65-46
Sat., Nov. 24	vs. DePaul	St. Thomas	W, 55-46
Wed., Nov. 28	Drexel	Columbia, S.C.	7 p.m.
Sun., Dec. 2	at Seton Hall	South Orange, N.J.	2 p.m.
Sun., Dec. 9	Furman (SPSO)	Columbia, S.C.	3 p.m.
Wed., Dec. 19	Stanford (FSN)	Columbia, S.C.	7:30 p.m.
Fri., Dec. 21	South Carolina State	Columbia, S.C.	Noon
Sat., Dec. 29	Western Carolina	Columbia, S.C.	7 p.m.
Thu., Jan. 3	Tennessee* (SPSO)	Columbia, S.C.	9 p.m.
Sun., Jan. 6	at Mississippi State*	Starkville, Miss.	3 p.m.
Thu., Jan. 10	Vanderbilt*	Columbia, S.C.	7 p.m.
Sun., Jan. 13	at Georgia* (CSS)	Athens, Ga.	1 p.m.
Thu., Jan. 17	LSU*	Columbia, S.C.	7 p.m.
Sun., Jan. 20	at Florida* (FSF)	Gainesville, Fla.	1 p.m.
Thu., Jan. 24	Kentucky* (SPSO)	Columbia, S.C.	7 p.m.
Sun., Jan. 27	at Arkansas*	Fayetteville, Ark.	3 p.m.
Sun., Feb. 3	Auburn*	Columbia, S.C.	3 p.m.
Thu., Feb. 7	at Alabama*	Tuscaloosa, Ala.	7:30 p.m.
Sun., Feb. 10	Texas A&M*	Columbia, S.C.	3:30 p.m.
Thu., Feb. 14	at Kentucky*	Lexington, Ky.	7 p.m.
Sun., Feb. 17	at Mississippi* (SECN)	Oxford, Miss.	2 p.m.
Sun., Feb. 24	Mississippi State*	Columbia, S.C.	3 p.m.
Thu., Feb. 28	at Missouri*	Columbia, Mo.	8 p.m.
Sun., Mar. 3	Florida* (SPSO)	Columbia, S.C.	1 p.m.
<i>SEC Tournament</i>			
Wed. Mar. 6	First Round	Duluth, Ga.	TBA
Thu., Mar. 7	Second Round	Duluth, Ga.	TBA
Fri., Mar. 8	Quarterfinals	Duluth, Ga.	TBA
Sat., Mar. 9	Semifinals	Duluth, Ga.	TBA
Sun., Mar. 10	Final	Duluth, Ga.	TBA

* indicates SEC game

All Times Listed as Eastern

Television outlet listed in parentheses – SPSO is SportSouth; FSN is SportsSouth, Fox Sports Southwest and Sun Sports; SECN is SEC Network; CSS is Charter Sports Southeast; FSF is Fox Sports Florida.



South Carolina Gamecocks (7-0)

Head Coach: Dawn Staley
 Record at South Carolina: 74-58 (5th season)
 Career Record: 246-138 (13th season)
 Career vs. Drexel: 3-0



Drexel Dragons (4-1)

Head Coach: Denise Dillon
 Record at DU: 155-126 (10th season)
 Career Record: 155-126 (10th season)
 Career vs. South Carolina: 0-1

Game Information

DU Series: SC leads 1-0
 In Columbia: First Meeting
 In Philadelphia: SC leads 1-0
 Tickets: \$7 adult, \$4 youth (12 & under)

Radio: WISW 1320 AM (Brad Muller); GamecocksOnline.com
 Live Video: GamecocksOnline.com
 Live Stats: GamecocksOnline.com

South Carolina Notables

- This is the Gamecocks' 39th season as a varsity sport, the fifth with head coach Dawn Staley at the helm.
- While rebounding has been a team effort this season, South Carolina is just one of two SEC teams with two of the league's top-10 rebounders. The Gamecocks are second in the nation in rebounding margin (+20.6).
- The Gamecocks have held six of their seven opponents under 50 points this season. South Carolina ranks seventh in the nation in scoring defense and ninth in field goal percentage defense.
- Sophomore forward Aleighsa Welch is 16th in the nation with three double-doubles this season.
- Guard Tiffany Mitchell was named SEC Freshman of the Week on Nov. 19 after averaging 13.0 points and 6.3 rebounds over three games last week. She scored in double figures in all three games, including a season-high 16 against Clemson to tie for game-high honors.

Tale of the Tape

DU	SC	
4-1	Overall Record	7-0
0-0	Conference Record	0-0
1-1	Home Record	3-0
2-0	Away Record	1-0
1-0	Neutral Record	3-0
57.6	Points Per Game	66.6
44.6	Opp. Points Per Game	45.4
.424	Field Goal %age	.430
.353	Opp. Field Goal %age	.303
.338	3-Pt. Field Goal %age	.233
.273	Opp. 3-Pt. Field Goal %age	.228
.792	Free Throw %age	.523
7.6	FTs Made Per Game	12.9
14.8	Assists Per Game	11.7
+2.6	Turnover Margin	-0.7
33.8	Rebounds Per Game	48.7
+1.2	Rebounding Margin	+20.6
8.0	Steals Per Game	8.0
3.2	Blocked Shots Per Game	2.0














Uniform Patch

The Gamecocks continue to wear the patch added to their uniforms last season to honor teammate Shelbretta Ball, who was medically disqualified from playing in Fall 2011. The team wanted Brett and everyone watching to know that she will always be an integral part of them and whatever they achieve this season.

Additionally, senior guard Ieasia Walker changed her jersey number this season to honor her teammate who was slated to wear that number prior to being medically disqualified.

A Snapshot of the 2012-13 Gamecocks

Probable starters noted by shaded background

	<p style="text-align: center;">#2 Leasia Walker 5-8 • Senior • Guard Amityville, N.Y. (Copiague HS)</p>	<p>GP 7 SPG 1.4 GS 7 BPG 0.3 PPG 9.3 FG% .368 RPG 3.6 3FG% .333 APG 3.4 FT% .650</p>	<ul style="list-style-type: none"> • Averaged 7.7 points at Paradise Jam, led by 11 vs. DePaul • Handed out career-high eight assists at LA Tech, including five on first seven baskets of the game • Is 12th in SEC in assists per game and 15th in 3FGM/gm (1.4) • Changed jersey number to recognize teammate Shelbretta Ball
	<p style="text-align: center;">#5 Khadijah Sessions 5-8 • Freshman • Guard Myrtle Beach, S.C. (Myrtle Beach)</p>	<p>GP 7 SPG 0.7 GS 0 BPG 0.0 PPG 4.7 FG% .400 RPG 1.1 3FG% .125 APG 1.3 FT% .615</p>	<ul style="list-style-type: none"> • Hit first career 3-pt. vs. Florida Gulf Coast • Parade High School All-American; rated No. 7 point guard and No. 40 player overall in class of 2012 by ESPN Hoopgurlz • 2011-12 Class AAA Player of the Year and four-time all-state selection
	<p style="text-align: center;">#12 Wilka Montout 6-3 • Junior • Center Cayenne, French Guiana (Northeastern Okla. A&M)</p>	<p>GP 7 SPG 0.4 GS 0 BPG 0.3 PPG 4.7 FG% .293 RPG 2.9 3FG% .300 APG 0.6 FT% .600</p>	<ul style="list-style-type: none"> • Grabbed five of six boards vs. Savannah State on offensive end • Scored eight of her 10 points at LA Tech during 11-5 second-half run that put game out of reach • Third-Team JUCO All-American in 2011-12 • Multi-faceted post who can stretch defenses with outside shooting
	<p style="text-align: center;">#15 Tiffany Davis 5-7 • Freshman • Guard Houston, Texas (Westbury Christian)</p>	<p>GP 3 SPG 1.7 GS 0 BPG 0.0 PPG 4.0 FG% .500 RPG 1.3 3FG% .250 APG 1.3 FT% .750</p>	<ul style="list-style-type: none"> • Will have season-ending surgery to repair a ligament injury in her right knee suffered against Savannah State on Nov. 15
	<p style="text-align: center;">#20 Sancheon White 5-10 • Senior • Guard Hammon, Ind. (Central Arizona College)</p>	<p>GP 7 SPG 1.1 GS 7 BPG 0.3 PPG 6.4 FG% .455 RPG 5.0 3FG% .286 APG 1.0 FT% .500</p>	<ul style="list-style-type: none"> • Averaged 7.0 points and 5.3 rebounds at Paradise Jam • Scored career-high 11 points vs. FGCU and 10 against DePaul • Tied for team-high honors with eight rebounds at LA Tech • Solid lockdown defender with expanding offensive and rebounding skills
	<p style="text-align: center;">#21 Ashley Bruner 6-0 • Senior • Forward Norman, Okla. (Norman HS)</p>	<p>GP 7 SPG 0.9 GS 7 BPG 0.1 PPG 12.4 FG% .557 RPG 7.6 3FG% .000 APG 1.0 FT% .243</p>	<ul style="list-style-type: none"> • Has led team in points, rebounds or both in every game this season • Leads SEC in field goal percentage and is seventh in rebounding • All-Tournament selection at Paradise Jam with 10.3 ppg and 9.3 rpg • First double-double of season vs. DePaul (11 pts/12 rebs) • Has thrived in team's inside-first offensive mentally this season
	<p style="text-align: center;">#23 Tina Roy 5-11 • Sophomore • Guard Kaplan, La. (Kaplan HS)</p>	<p>GP — SPG — GS — BPG — PPG — FG% — RPG — 3FG% — APG — FT% —</p>	<ul style="list-style-type: none"> • Will not dress after ACL surgery on her right knee on Aug. 15 • Had great 2012 SEC Tournament with 8.7 points per game
	<p style="text-align: center;">#24 Aleighsa Welch 6-0 • Sophomore • Forward Goose Creek, S.C. (Goose Creek)</p>	<p>GP 7 SPG 1.0 GS 7 BPG 0.4 PPG 11.7 FG% .698 RPG 9.6 3FG% — APG 0.6 FT% .667</p>	<ul style="list-style-type: none"> • Is second in SEC in rebounding, third in offensive rebounds • Has three double-doubles this season, including two at Paradise Jam • Named Paradise Jam Most Outstanding Player (13.0 ppg/10.7 rpg) • Scored 10 of team's first 13 second-half points to pull away from Hampton
	<p style="text-align: center;">#25 Tiffany Mitchell 5-9 • Freshman • Guard Charlotte, N.C. (Providence Day)</p>	<p>GP 7 SPG 1.1 GS 7 BPG 0.0 PPG 9.9 FG% .433 RPG 6.6 3FG% .182 APG 2.0 FT% .517</p>	<ul style="list-style-type: none"> • Is third on team in scoring • Ranks 15th in SEC in rebounding after pulling down 8.3 per game at Paradise Jam, including season-best 11 vs. Florida Gulf Coast • SEC Freshman of the Week (Nov. 12-18) • Gatorade NC PoY, Miss Basketball NC and Parade All-American
	<p style="text-align: center;">#31 Asia Dozier 5-10 • Freshman • Guard Columbia, S.C. (Spring Valley)</p>	<p>GP 7 SPG 0.4 GS 0 BPG 0.1 PPG 3.9 FG% .190 RPG 3.6 3FG% .156 APG 1.3 FT% .667</p>	<ul style="list-style-type: none"> • Shown versatility with double-digit rebounds in opener against Elon, five assists at LA Tech and three 3s vs. Savannah State • Gatorade South Carolina Player of the Year and Miss Basketball South Carolina in 2011-12 • Father, Perry, and uncle Terry, both played basketball at Carolina
	<p style="text-align: center;">#33 Elem Ibiam 6-3 • Sophomore • Center Fayetteville, Ga. (Fayette County HS)</p>	<p>GP 5 SPG 0.2 GS 0 BPG 0.6 PPG 2.6 FG% .286 RPG 4.2 3FG% — APG 0.0 FT% .455</p>	<ul style="list-style-type: none"> • Averaged 3.3 rebs per game at Paradise Jam in 11.0 minutes per game • Grabbed career-high 11 rebounds against Elon, six offensive • Has been praised by Coach Staley early for her offseason work • Blocked five shots in NCAA Tournament first-round win over Eastern Michigan, the most in program history at the event

Quick Facts

The University

Location: Columbia, S.C.
Founded: 1801
Enrollment: 30,721
Colors: Garnet (PMS 202C) and Black
Nickname: Gamecocks
Conference: Southeastern
President: Dr. Harris Pastides
Athletics Director: Ray Tanner
Facility: Colonial Life Arena (18,000)

Coaching Staff

Head Coach: Dawn Staley
Alma Mater: Virginia, 1992
Overall Record: 246-138 (13th season)
School Record: 74-58 (5th season)
Assoc. Head Coach (Alma Mater):
 Lisa Boyer (Ithaca, 1972)
Assistant Coaches (Alma Mater):
 Nikki McCray (Tennessee, 1995)
 Darius Taylor (Michigan, 2000)

Team Information

2011-12 Record: 25-10
 Home: 12-3 Away: 9-5 Neutral: 4-2
SEC Record (Finish): 10-6 (T-4th)
 Home: 6-2 Away: 4-4
Letterwinners Returning/Lost: 6/7
Starters Returning/Lost: 1/4

Program History

First Year of Women's Basketball: 1974-75
All-Time Record: 654-487 (38 seasons)
All-Time SEC Record: 91-192 (21 seasons)
NCAA Appearances (Last): 9 (2012)
NCAA Tournament Record: 10-9
WNIT Appearances (Last): 4 (2011)
WNIT Record: 3-4

Media Relations

Women's Basketball Contact: Diana Koval
Office: 803.777.7977
Cell: 314.369.6050
Email: dkoval@mailbox.sc.edu
Press Row Phone: 803.777.6182
Athletics Department on the Web
Website: GamecocksOnline.com
Twitter: @GamecocksOnline.com
Facebook: Facebook.com/GamecocksOnline
YouTube: YouTube.com/GamecocksOnline
Women's Basketball on Twitter
Team: @GamecockWBB
Head Coach: @DawnStaley

A South Carolina Win Would...

- Make the Gamecocks 8-0 on the season, the program's best start since the 2002-03 team also went 8-0. The longest undefeated streak to open a season in school history is 10 by the 1981-82 team, which advanced to the Gamecocks' first NCAA Sweet 16.
- Be the Gamecocks' second over Drexel in as many contests and give South Carolina a 23-13 record against Colonial Athletic Association opponents.

By the Numbers

- .452 Percentage of Ashley Bruner's rebounds that have come on the offensive end this season
- .557 Field goal percentage of senior forward Ashley Bruner, which is the best in the SEC
- 2 Teams in the SEC, including South Carolina, with two of the league's top 10 offensive rebounders – (Aleighsa Welch, 4.7 per game, third; and Ashley Bruner, 3.4 per game, eighth)
- 2 Regular-season tournament titles won by the Gamecocks under head coach Dawn Staley after South Carolina won the Reef Division of the Paradise Jam last week. The Gamecocks won the Cancun Thanksgiving Classic in 2008-09, Staley's first season at the helm.
- 3 Double-doubles by sophomore forward Aleighsa Welch this season, the first of her career
- 4 Games this season in which the Gamecocks have out-rebounded their opponent by 20 or more – vs. Florida Gulf Coast (+26; Nov. 24), vs. Hampton (+25; Nov. 22), vs. Savannah State (+24; Nov. 15) and Elon (+20; Nov. 9)
- 5 Statistical categories in which South Carolina leads the SEC – scoring defense (45.4), field goal percentage defense (.303), rebounding margin (+20.6), offensive rebound percentage (.541) and defensive rebounding percentage (.728)
- 6.4 Points per game by senior guard Sancheon White this season, nearly double last season's average of 3.5 points
- 6.6 Rebounds per game by freshman guard Tiffany Mitchell, the second-highest average by an SEC freshman this season
- 9.6 Rebounds per game by sophomore forward Aleighsa Welch this season, which ranks second in the SEC
- 12 More rebounds than points posted by the Gamecocks in their 45-34 win over Hampton (Nov. 22) in the first game of the Paradise Jam
- 20.6 Rebounds per game more by the Gamecocks than their opponents this season, including a +22.3 margin at the Paradise Jam

Series Notes

This is just the second meeting between the Gamecocks and the Dragons as the series debuted last season. South Carolina traveled to Drexel right after Christmas 2011 and escaped with a 62-58 victory. Leading by double-digits with 6:28 to play, South Carolina saw Drexel pull within a basket twice in the final four minutes, including at 60-58 with seven seconds to play. Then-junior guard Ieasia Walker sealed the victory at the free throw line with the last two of her game-high 18 points.

Scouting the Dragons

Drexel enters tonight's game with a 4-1 record after winning a pair of games to claim the title at the LIU Turkey Classic. Senior guard Hollie Mershon leads the offense with 19.0 points per game, including 91.7 percent free throw shooting and 44.6 percent accuracy from the field. She is the engine that makes the rest of the offense go as well, averaging 4.0 assists per game, and is second on the team in rebounding with 6.2 per contest. Senior forward Nicki Jones edges Mershon on the glass, piling down 6.6 rebounds per game, doing a bulk of her work on the defensive glass, and adds 9.8 points per game.

As a team, Drexel averages 57.6 points on 42.4 percent shooting, including 33.8 percent from 3-point range. The Dragons are out-rebounding their opponents by 1.2 boards per game and have allowed opponents to score 44.6 points per game on 35.3 percent shooting.

Head coach Denise Dillon is in her 10th season leading the Dragons and has a 155-126 record in her career.

Five-Second Count

With a complementary blend of youth and experience, South Carolina has opened the season 7-0 for the first time since the 2002-03 team won its first eight contests. The Gamecocks have shown they have an array of offensive weapons this season while the defense has dropped off very little from last season's NCAA Tournament Sweet 16 effort. South Carolina has posted three of the 25 games in the Dawn Staley era of 70 or more points this season, including three straight for the first time in her fifth season at the helm. Defensively, the Gamecocks have held six of their seven opponents

Pronunciation Guide

Ashley Bruner..... BREW-ner
 Asia Dozier.....DOE-zhur
 Elem IbiamELL-um IB-ee-um
 Wilka Montout WIL-kuh mawn-TOO
 Khadijah Sessions kuh-DEE-zhuh
 Ieasia Walker eye-EESH-uh
 Aleighsa Welchuh-LEE-suh
 Sancheon White.....SAN-chee-on

Current Gamecock Streaks

	Total	Home	Road	Neut.
Overall	W7	W4	W2	W3
SEC	W1	W1	L1	—
Non-Conference	W7	W8	W3	W3
Ranked Teams	L1	L2	W1	L2

this season under 50 points and limited four of the seven to under 30 percent field goal shooting, including Hampton which hit just 19.3 percent (11-57) from the field for the second-lowest opponent field goal percentage of the Staley era.

Home Sweet Home

South Carolina is in its 11th season at Colonial Life Arena and enjoys a 108-55 (.663) record in that time. Overall, the Gamecocks are 352-152 all-time in home games. Since South Carolina first entered a conference in the 1983-84 season, the Gamecocks are 284-131 in non-conference home games.

Head coach Dawn Staley has amassed a 42-22 home record in her fifth season at the helm, including a 25-5 mark in non-conference action.

Noting November

South Carolina is 81-39 (.675) all-time in games played in November. That total includes a 40-10 record (.800) at home and a 22-17 mark (.564) on the road. Head coach Dawn Staley accounts for a 22-10 record (.688) in the first month of the season.

Going Glass

Prior to the season, head coach Dawn Staley talked about her reservations about her team's ability to rebound without the traditional physically imposing frontline. The Gamecocks have shaken off that criticism, and the team's concerted effort to crash the boards has South Carolina leading the SEC in rebounding margin at +20.6. In fact, the Gamecocks are far ahead of the pack as second-ranked Kentucky comes in with a +11.0 rebounding edge.

In the Staley era, South Carolina has posted a +20 or better rebounding margin seven times, including four times this season, led by the Nov. 23 matchup against Florida Gulf Coast in which the Gamecocks out-boarded their opponent by 26. Against Clemson on Nov. 18, South Carolina faced a taller team for the first time and still snagged 18 more rebounds than the Lady Tigers.

The numbers for the Gamecocks are not just about volume either. They reflect the tenacity with which the team pursues the carom. South Carolina leads the SEC in both offensive and defensive rebound percentage. The Gamecocks have pulled down 54.1 percent of their own missed shots (146 of 270 opportunities) and reeled in 72.8 percent of their opponents' misses (195 of 268 opportunities).

Helping Hand

With arguably the best point guard in international women's basketball history at the helm, South Carolina has been at its best when its assist numbers are highest. In the Dawn Staley era (2008-09 through present), the Gamecocks are 51-18 when handing out 10 or more assists, including a perfect 4-0 mark this season. When missing the 10-assist plateau, South Carolina is just 21-41 overall with Staley.

The Gamecocks have handed out 15 or more assists in three games this season – (Elon, Nov. 9; at LA Tech, Nov. 12; Savannah State, Nov. 15; and vs. FGCU, Nov. 23) and have assisted on 46.6 percent of their total field goals (82 assists on 176 made field goals). At Louisiana Tech (Nov. 12), South Carolina amassed 20 assists on its 30 made baskets.



Around the SEC

	SEC Games			Overall		
	W	L	Pct.	W	L	Pct.
Georgia	0	0	.000	7	0	1.00
South Carolina	0	0	.000	7	0	1.00
Alabama	0	0	.000	5	0	1.00
Arkansas	0	0	.000	5	1	.833
Kentucky	0	0	.000	4	1	.800
Tennessee	0	0	.000	4	1	.800
Florida	0	0	.000	5	2	.714
Auburn	0	0	.000	4	2	.667
Ole Miss	0	0	.000	2	1	.667
Missouri	0	0	.000	4	2	.667
LSU	0	0	.000	3	2	.600
Mississippi St.	0	0	.000	3	3	.500
Texas A&M	0	0	.000	3	3	.500
Vanderbilt	0	0	.000	2	4	.333

Coming Up

November 28

Miami (Ohio) at #9/8 Kentucky, 11 a.m.
 Furman at #8/9 Georgia, 7 p.m.
 MTSU at #16/14 Tennessee, 7 p.m.
 Auburn at Tulane, 8 p.m.
 Savannah State at Mississippi State, 8 p.m.
 Austin Peay at Vanderbilt, 8 p.m.

November 29

Texas Southern at Arkansas, 8 p.m.
 Lipscomb at Ole Miss, 8 p.m.
 SE Missouri at Missouri, 8 p.m.

Recent Results

November 27

Mississippi Valley State at Ole Miss, 8 p.m.

*Rankings are listed as AP/Coaches Poll
 All Times Eastern; TV Network in ()*

AP Top 25

(Week of Nov. 26)

1. Stanford	6-0
2. Connecticut	5-0
3. Baylor	5-1
4. Duke	4-0
5. Notre Dame	4-0
6. Penn State	5-0
7. Louisville	6-0
8. Georgia	7-0
9. Kentucky	4-1
10. California	5-0
11. Maryland	3-1
12. Oklahoma	5-1
13. Texas	4-0
14. Purdue	5-1
15. Ohio State	4-1
16. Tennessee	4-1
17. St. John's	4-1
18. Oklahoma State	4-0
19. UCLA	3-1
20. Kansas	5-0
21. Nebraska	5-1
22. North Carolina	6-0
23. Dayton	6-0
24. Iowa State	4-0
25. West Virginia	3-2

ESPN/USA Today Top 25

(Week of Nov. 26)

1. Stanford	6-0
2. Connecticut	5-0
3. Baylor	5-1
4. Duke	4-0
5. Notre Dame	4-0
6. Louisville	6-0
7. Penn State	5-0
8. Kentucky	4-1
9. Georgia	7-0
10. Maryland	3-1
11. California	5-0
12. Oklahoma	5-1
13. Purdue	5-1
14. Tennessee	4-1
15. St. John's	4-1
16. Ohio State	4-1
17. Oklahoma State	4-0
18. Texas	4-0
19. Nebraska	5-1
20. Kansas	5-0
21. UCLA	3-1
22. Dayton	6-0
23. West Virginia	3-2
24. South Carolina	7-0
25. Texas A&M	3-3

Miscellaneous Stats

Double-Doubles	2012-13	Career	Record
Aleighsa Welch	3	3	3-0
Ashley Bruner	1	6	3-3
Ieasia Walker	0	1	1-0

30+ Points	2012-13	Career	Record
Ieasia Walker	0	1	1-0

20+ Points	2012-13	Career	Record
Ieasia Walker	0	4	2-2

10+ Points	2012-13	Career	Record
Ashley Bruner	5	25	19-6
Aleighsa Welch	5	15	12-3
Ieasia Walker	4	47	29-18
Tiffany Mitchell	3	3	3-0
Sancheon White	2	4	4-0
Asia Dozier	1	1	1-0
Wilka Montout	1	1	1-0
Tina Roy	0	5	4-1

10+ Rebounds	2012-13	Career	Record
Aleighsa Welch	4	5	4-1
Ashley Bruner	2	8	5-3
Asia Dozier	1	1	1-0
Elem Ibiam	1	1	1-0
Tiffany Mitchell	1	1	1-0
Sancheon White	0	1	0-1
Ieasia Walker	0	1	1-0

5+ Assists	2012-13	Career	Record
Ieasia Walker	2	15	12-3
Asia Dozier	1	1	1-0

5+ Steals	2012-13	Career	Record
Tiffany Davis	1	1	1-0
Ieasia Walker	0	4	2-2

Games Led Team In...

(Tied for team lead in each category included)

Scoring	2012-13	Career	Record
Ashley Bruner	5	11	9-2
Aleighsa Welch	2	6	4-2
Ieasia Walker	1	21	11-10
Tiffany Mitchell	1	1	1-0
Tina Roy	0	2	2-0

Rebounding	2012-13	Career	Record
Ashley Bruner	4	25	15-12
Aleighsa Welch	3	19	16-3
Tiffany Mitchell	2	2	2-0
Ieasia Walker	1	9	6-3
Sancheon White	1	4	2-2
Elem Ibiam	1	1	1-0
Elem Ibiam	0	1	1-0

Assists	2012-13	Career	Record
Ieasia Walker	4	33	20-13
Tiffany Mitchell	2	2	2-0
Ashley Bruner	1	5	3-2
Aleighsa Welch	1	1	1-0
Sancheon White	0	2	2-0
Tina Roy	0	1	1-0

Preseason Predictions

South Carolina was picked by both the media and league's coaches to finish in the middle of the 14-team pack in the Southeastern Conference. The media predicted the Gamecocks would take seventh place, while the coaches slotted South Carolina into sixth.

Senior guard Ieasia Walker drew preseason second-team all-conference honors from both groups. She is the team's lone returning starter and the highest returning scorer from last year's squad. Her 7.9 points per game came with 3.2 assists per outing, which combined to earn her Second-Team All-SEC honors for the second-straight year.

Watching the Gamecocks

Fans can catch up with the Gamecocks on television nine times this season. South Carolina will also live stream video of all of its non-televised home games for free via its official athletics website, www.GamecocksOnline.com.

2012-13 Roster

No.	Name	Pos.	Ht	Yr.	Hometown/Last School
2	Ieasia Walker	G	5-8	Sr.	Amityville, N.Y./Copiague
5	Khadijah Sessions	G	5-8	Fr.	Myrtle Beach, S.C./Myrtle Beach
12	Wilka Montout	C	6-3	Jr.	French Guiana/NE Okla. A&M
15	Tiffany Davis	G	5-7	Fr.	Houston Texas/Westbury Christian
20	Sancheon White	G	5-10	Sr.	Hammond, Ind./Central Arizona
21	Ashley Bruner	F	6-0	Sr.	Norman, Okla./Norman
23	Tina Roy	G	5-11	So.	Kaplan, La./Kaplan
24	Aleighsa Welch	F	6-0	So.	Goose Creek, S.C./Goose Creek
25	Tiffany Mitchell	G	5-9	Fr.	Charlotte, N.C./Providence Day
31	Asia Dozier	G	5-10	Fr.	Columbia, S.C./Spring Valley
33	Elem Ibiam	C	6-3	So.	Fayetteville, Ga./Fayette County
	Shelbretta Ball#	G	5-8	So.	Jackson, Miss./Jackson Academy

Head Coach: Dawn Staley

Associate Head Coach: Lisa Boyer

Assistant Coaches: Nikki McCray, Darius Taylor

denotes declared medically ineligible

Team Specialty Stats

South Carolina/Opponent

	Pts. in Paint	Pts. Off TOs	2nd Chance Pts	Fast Break Pts	
11/9	Elon	52/18	34/11	22/5	24/8
11/12	at LA Tech	38/30	16/4	22/4	2/2
11/15	Sav. St.	40/20	15/12	19/8	6/4
11/18	Clemson	38/14	15/14	13/11	8/5
11/22	vs. HU	20/12	16/14	15/4	8/6
11/23	vs. FGCU	38/18	23/12	13/4	20/2
11/24	vs. DPU	40/22	6/11	10/8	14/7
11/28	Drexel				
12/2	at SHU				
12/9	Furman				
12/19	Stanford				
12/21	SC State				
12/29	WCU				
1/3	Tenn.				
1/6	at Miss. St.				
1/10	Vandy				
1/13	at Georgia				
1/17	LSU				
1/20	at Fla.				
1/24	Kentucky				
1/27	at Ark.				
2/3	Auburn				
2/7	at Ala.				
2/10	TX A&M				
2/14	at Ky.				
2/17	at Ole Miss				
2/24	Miss. St.				
2/28	at Missouri				
3/3	Florida				

Starters vs. Bench Points

	SC Starters	Opp. Starters	SC Bench	Opp. Bench	
11/9	Elon	54	29	23	15
11/12	at LA Tech	58	33	24	25
11/15	Sav. St.	50	42	28	5
11/18	Clemson	51	27	13	16
11/22	vs. HU	34	27	11	7
11/23	vs. FGCU	54	30	11	16
11/24	vs. DPU	47	40	8	6
11/28	Drexel				
12/2	at SHU				
12/9	Furman				
12/19	Stanford				
12/21	SC State				
12/29	WCU				
1/3	Tenn.				
1/6	at Miss. St.				
1/10	Vandy				
1/13	at Georgia				
1/17	LSU				
1/20	at Fla.				
1/24	Kentucky				
1/27	at Ark.				
2/3	Auburn				
2/7	at Ala.				
2/10	TX A&M				
2/14	at Ky.				
2/17	at Ole Miss				
2/24	Miss. St.				
2/28	at Missouri				
3/3	Florida				

Career Highs

Ashley Bruner

Points 18 vs. Savannah State, 12/5/10
FG 8, 2x, last, at LA Tech, 11/12/12
FGA 16 vs. Alabama A&M, 11/14/11
FG % 1.00 (8-8) vs. Florida, 1/9/11
FT 6 vs. Charlotte, 3/20/11
FTA 11 vs. Xavier, 11/30/11
FT % .. 1.000 (4-4), 2x, last, vs. Auburn, 1/19/12
Rebounds 18 vs. Penn State, 11/20/11
Off Rebs 9 vs. Penn State, 11/20/11
Def Rebs 9 vs. Penn State, 11/20/11
Blocks 4, 2x, last, vs. Savannah State, 12/5/10
Steals 4, 4x, last, vs. Furman, 12/11/11
Assists 4 vs. Savannah State, 12/21/11
Minutes 37 vs. DePaul, 11/24/12

Asia Dozier

Points 11 vs. Savannah State, 11/15/12
FG 4 vs. Savannah State, 11/15/12
FGA 10 vs. Savannah State, 11/15/12
FG % .. 400 (4-10) vs. Savannah State, 11/15/12
3FG 3 vs. Savannah State, 11/15/12
3FGA 9 vs. Savannah State, 11/15/12
3FG % .. 333 (3-9) vs. Savannah State, 11/15/12
FT 4 vs. Elon, 11/9/12
FTA 7 vs. Elon, 11/9/12
FT % 1.000 (2-2) vs. Hampton, 11/22/12
Rebounds 10 vs. Elon, 11/9/12
Off Rebs 4 vs. Elon, 11/9/12
Def Rebs 6 vs. Elon, 11/9/12
Steals 2 at LA Tech, 11/12/12
Assists 5 at LA Tech, 11/12/12
Blocks 1 vs. Elon, 11/9/12
Minutes 26 vs. Elon, 11/9/12

Elem Ibiam

Points 7 vs. Furman, 12/11/11
FG 3 vs. Furman, 12/11/11
FGA 7 vs. Elon, 11/9/12
FG % 1.00 (2-2) vs. Tennessee, 3/3/12
FT 3 vs. Alabama, 3/1/12
FTA 5 vs. Furman, 12/11/11
FT % .. 1.00 (2-2), 2x, last, vs. E. Mich., 3/17/12
Rebounds 11 vs. Elon, 11/9/12
Off Rebs 6 vs. Elon, 11/9/12
Def Rebs 5, 3x, last, vs. Hampton, 11/22/12
Blocks 5 vs. Eastern Michigan, 3/17/12
Steals 1, 3x, last vs. Elon, 11/9/12
Assists 2 vs. Eastern Michigan, 3/17/12
Minutes 17 vs. Elon, 11/9/12

Tiffany Mitchell

Points 16 vs. Clemson, 11/18/12
FG 7 vs. Clemson, 11/18/12
FGA 11, 3x, last, vs. Clemson, 11/18/12
FG %667 (4-6) vs. Elon, 11/9/12
3FG 1, 2x, last, vs. Hampton, 11/22/12
3FGA 4 vs. Savannah State, 11/15/12
3FG %... .250 (1-4) vs. Savannah State, 11/15/12
FT 4 vs. DePaul, 11/24/12
FTA 8 vs. DePaul, 11/24/12
FT % 1.00 (2-2) vs. Fla. Gulf Coast, 11/23/12
Rebounds 11 vs. Fla. Gulf Coast, 11/23/12
Off Rebs 5 vs. Fla. Gulf Coast, 11/23/12
Def Rebs 8 vs. Hampton, 11/22/12
Steals 2, 2x, last, vs. DePaul, 11/24/12
Assists 4 vs. Savannah State, 11/15/12
Minutes 32 vs. Clemson, 11/18/12

Wilka Montout

Points 12 at LA Tech, 11/12/12
FG 4, 2x, last vs. Savannah State, 11/15/12
FGA 13 vs. Savannah State, 11/15/12
FG % 400 (4-10) at LA Tech, 11/12/12
3FG 1, 3x, last vs. Hampton, 11/22/12
3FGA 3 vs. Savannah State, 11/15/12
3FG %500 (1-2) at LA Tech, 11/12/12
FT 3 at LA Tech, 11/12/12
FTA 4 at LA Tech, 11/12/12
FT % 1.000 (2-2) vs. Clemson, 11/18/12
Rebounds 6 vs. Savannah State, 11/15/12
Off Rebs 5 vs. Savannah State, 11/15/12
Def Rebs 2, 2x, last, vs. FGCU, 11/23/12
Steals 1, 3x, last vs. Hampton, 11/22/12
Assists 2 vs. Elon, 11/9/12
Blocks 1, 2x, last, vs. DePaul, 11/24
Minutes 24 vs. Savannah State, 11/15/12

Khadijah Sessions

Points 8 vs. Elon, 11/9/12
FG 3, 2x, last vs. Savannah State, 11/15/12
FGA 8 vs. DePaul, 11/24/12
FG %750 (3-4) vs. Savannah State, 11/15/12
3FG 1 vs. Fla. Gulf Coast, 11/23/12
3FGA 3 vs. Fla. Gulf Coast, 11/23/12
3FG %... 333 (1-3) vs. Fla. Gulf Coast, 11/23/12
FT 3 vs. Clemson, 11/18/12
FTA 5 vs. Clemson, 11/18/12
FT %667 (2-3), 2x, last, vs. DePaul, 11/24/12
Rebounds 3 vs. Savannah State, 11/15/12
Off Rebs 2 vs. Savannah State, 11/15/12
Def Rebs 1, 3x, last, vs. DePaul, 11/24/12
Steals 3 vs. Savannah State, 11/15/12
Assists 4 vs. Savannah State, 11/15/12
Minutes 21, 2x, last vs. DePaul, 11/24/12

Ieasia Walker

Points 30 vs. Clemson, 11/18/10
FG 13 vs. Clemson, 11/18/10
FGA 23 vs. Tennessee, 1/20/11
FG % . .750 (3-4), 2x, last vs. Savannah St., 11/15/12
3FG 4 vs. Florida, 1/9/11
3FGA 9, 2x, last, vs. Penn State, 11/20/11
3FG % 1.000 (2-2) vs. Clemson, 11/18/10
FT 8, 2x, last, at Alabama, 2/19/12
FTA 14 vs. Ole Miss, 3/3/11
FT % 1.000 (6-6) at Tennessee, 2/17/11
Rebounds 11 at Ole Miss, 1/16/11
Off Rebs 6 vs. Tennessee, 1/20/11
Def Rebs 9 at Ole Miss, 1/16/11
Steals 6 vs. Furman, 12/11/11
Assists 8 at LA Tech, 11/12/12
Blocks 2 vs. Tennessee, 1/20/11
Minutes 43 at Ole Miss, 1/16/11

Aleighsa Welch

Points 19 vs. Vanderbilt, 1/5/12
FG 7 vs. Vanderbilt, 1/5/12
FGA 10, 2x, last, at LSU, 1/12/12
FG % 1.00 (4-4) vs. Presbyterian, 11/27/11
FT 10 at Xavier, 11/30/11
FTA 15 at Xavier, 11/30/11
FT % .. 1.00 (3-3), 2x, last vs. Savannah St., 11/15/12
Rebounds ... 12, 2x, last vs. Savannah St., 11/15/12
Off Rebs 8 vs. Stanford, 3/24/12
Def Rebs 8 vs. Savannah State, 11/15/12
Steals 3, 2x, last vs. Elon, 11/9/12
Assists 2 vs. Furman, 12/11/11
Blocks 4 at NC State, 12/4/11
Minutes 31 vs. Kentucky, 1/15/12

Sancheon White

Points 11 vs. Florida Gulf Coast, 11/23/12
FG 5, 2x, last, vs. DePaul, 11/24/12
FGA 11 vs. Florida Gulf Coast, 11/23/12
FG %800 (4-5) at Xavier, 11/30/11
3FG 2 vs. Kentucky, 1/15/12
3FGA 4 at Illinois, 11/11/11
3FG % 1.00 (2-2) vs. Kentucky, 1/15/12
FT 4 vs. Savannah State, 12/21/11
FTA 5 vs. Savannah State, 12/21/11
FT % ... 1.00 (2-2), 2x, last, vs. Savannah St., 11/15/12
Rebounds 13 at Auburn, 1/19/12
Off Rebs 6 at Auburn, 1/19/12
Def Rebs 7 at Auburn, 1/19/12
Steals 3, 2x, last, vs. FGCU, 11/23/12
Assists 3, 2x, last, vs. Presbyterian, 11/27/11
Blocks 2, 2x, last, vs. Alabama, 1/1/12
Minutes 35 vs. DePaul, 11/24/12

South Carolina's Record When...

	SEC Only	All Games
Record.....	0-0	7-0
Playing a ranked opponent.....	0-0	0-0
Playing at home	0-0	3-0
Playing on the road	0-0	1-0
Playing at neutral site	0-0	3-0
Leading at half	0-0	7-0
Trailing at half	0-0	0-0
Tied at half	0-0	0-0
Playing an overtime game	0-0	0-0
0 players score in double-figures	0-0	0-0
1 player scores in double-figures	0-0	1-0
2 players score in double-figures	0-0	2-0
3 players score in double-figures	0-0	2-0
4 players score in double-figures	0-0	1-0
5 players score in double-figures	0-0	1-0
Starters outscore opponent's starters	0-0	7-0
Opponent's starters score equal/more	0-0	0-0
Bench outscores opponent's bench	0-0	4-0
Opponent's bench scores equal/more.....	0-0	3-0
Shooting 50% or better	0-0	0-0
Shooting between 40-49%	0-0	5-0
Shooting between 30-39%	0-0	2-0
Shooting less than 30%	0-0	0-0
Opponent shoots 50% or better.....	0-0	0-0
Opponent shoots between 40-49%	0-0	0-0
Opponent shoots between 30-39%	0-0	4-0
Opponent shoots less than 30%.....	0-0	3-0
Shooting better than opponent.....	0-0	7-0
Shooting worse than/equal to opponent	0-0	0-0
Having more FTs made than opponent	0-0	4-0
Having equal/less FTs made than opponent	0-0	3-0
Outrebounding opponent	0-0	7-0
Having equal/less rebounds than opponent	0-0	0-0
Having more TOs than opponent	0-0	3-0
Having equal or less TOs than opponent.....	0-0	4-0
Attempting more FT than 3FG.....	0-0	5-0
Attempting equal/less FT than 3FG	0-0	2-0
Making 5 or more 3FGs.....	0-0	3-0
Making less than 5 3FGs.....	0-0	4-0
Making no 3 FGs.....	0-0	3-0
Attempting 15 or more 3FGs.....	0-0	3-0
Attempting less than 15 3FGs.....	0-0	4-0

	SEC Only	All Games
No South Carolina players foul out.....	0-0	7-0
One or more South Carolina players foul out.....	0-0	0-0
Having 10 or more assists.....	0-0	4-0
Having less than 10 assists.....	0-0	3-0
Scoring more pts. in paint than opponent	0-0	7-0
Scoring equal/less pts. in paint than opponent	0-0	0-0
Scoring more pts. off TOs than opponent	0-0	6-0
Scoring equal/less pts. off TOs than opponent.....	0-0	1-0
Scoring more 2nd-chance pts.	0-0	7-0
Scoring equal/less 2nd-chance pts.....	0-0	0-0
Scoring more fast break pts.....	0-0	6-0
Scoring equal/less fast break pts.....	0-0	1-0
Wearing white uniforms	0-0	5-0
Wearing black uniforms	0-0	2-0
Wearing garnet uniforms.....	0-0	0-0
Playing in tournaments/classics	0-0	3-0
Playing on live television	0-0	2-0
Playing in November.....	0-0	7-0
Playing in December	0-0	0-0
Playing in January	0-0	0-0
Playing in February	0-0	0-0
Playing in March.....	0-0	0-0
Playing during the day.....	0-0	4-0
Playing at night.....	0-0	3-0
Playing on Sunday.....	0-0	1-0
Playing on Monday.....	0-0	1-0
Playing on Tuesday.....	0-0	0-0
Playing on Wednesday.....	0-0	0-0
Playing on Thursday.....	0-0	2-0
Playing on Friday	0-0	2-0
Playing on Saturday.....	0-0	1-0
Margin is 5 pts. or less.....	0-0	0-0
Margin is between 6-10.....	0-0	1-0
Margin is between 11-20.....	0-0	2-0
Margin is more than 20.....	0-0	4-0
Having a 20-pt. scorer.....	0-0	0-0
Having a 30-pt. scorer.....	0-0	0-0
Scoring 49 points or less.....	0-0	0-0
Scoring 50-59 points.....	0-0	1-0
Scoring 60-69 points.....	0-0	1-0
Scoring 70-79 points.....	0-0	2-0
Scoring 80-89 points.....	0-0	1-0
Scoring 90-99 points.....	0-0	0-0

2012-13 Team High / Low

South Carolina	Game Highs		Game Lows	
POINTS	82	at Louisiana Tech 11/12/12	45	vs. Hampton, 11/22/12
FIELD GOALS MADE	31	Savannah State, 11/15/12 Elon 11/9/12	15	vs. Hampton, 11/22/12
FIELD GOAL ATTEMPTS	70	Elon 11/9/12	46	vs. Hampton, 11/22/12
FIELD GOAL PERCENTAGE	.492 (30-61)	at Louisiana Tech 11/12/12	.326 (15-46)	vs. Hampton, 11/22/12
3 PT FIELD GOALS MADE	9	Savannah State, 11/15/12	0	vs. DePaul, 11/24/12 Clemson, 11/18/12 Elon 11/9/12
3 PT FG ATTEMPTS	25	Savannah State, 11/15/12	6	vs. DePaul, 11/24/12
3 PT FG PERCENTAGE	.385 (5-13)	vs. Hampton, 11/22/12	.000 (0-14)	Clemson, 11/18/12 Elon 11/9/12
FREE THROWS MADE	22	Clemson, 11/18/12	7	vs. Florida Gulf Coast, 11/23/12 Savannah State, 11/15/12
FREE THROW ATTEMPTS	35	Clemson, 11/18/12	13	vs. Florida Gulf Coast, 11/23/12 Savannah State, 11/15/12
FREE THROW PERCENTAGE	.640 (16-25)	at Louisiana Tech 11/12/12	.370 (10-27)	vs. Hampton, 11/22/12
REBOUNDS	57	vs. Hampton, 11/22/12	43	at Louisiana Tech 11/12/12
ASSISTS	20	at Louisiana Tech 11/12/12	1	vs. DePaul, 11/24/12
STEALS	14	Elon 11/9/12	4	Savannah State, 11/15/12
BLOCKED SHOTS	4	at Louisiana Tech 11/12/12	0	vs. Florida Gulf Coast, 11/23/12
TURNOVERS	29	vs. Hampton, 11/22/12	7	at Louisiana Tech 11/12/12
FOULS	19	Clemson, 11/18/12	10	vs. DePaul, 11/24/12

Opponent	Game Highs		Game Lows	
POINTS	58	at Louisiana Tech 11/12/12	34	vs. Hampton, 11/22/12
FIELD GOALS MADE	20	at Louisiana Tech 11/12/12	11	vs. Hampton, 11/22/12 Clemson, 11/18/12
FIELD GOAL ATTEMPTS	64	vs. DePaul, 11/24/12	44	vs. Florida Gulf Coast, 11/23/12
FIELD GOAL PERCENTAGE	.392 (20-51)	at Louisiana Tech 11/12/12	.193 (11-57)	vs. Hampton, 11/22/12
3 PT FIELD GOALS MADE	7	vs. Florida Gulf Coast, 11/23/12	1	Clemson, 11/18/12
3 PT FG ATTEMPTS	29	vs. Florida Gulf Coast, 11/23/12	5	Savannah State, 11/15/12
3 PT FG PERCENTAGE	.400 (2-5)	Savannah State, 11/15/12	.100 (1-10)	Clemson, 11/18/12
FREE THROWS MADE	20	Clemson, 11/18/12	4	vs. DePaul, 11/24/12
FREE THROW ATTEMPTS	24	Clemson, 11/18/12 at Louisiana Tech 11/12/12	6	vs. DePaul, 11/24/12
FREE THROW PERCENTAGE	.833 (20-24)	Clemson, 11/18/12	.563 (9-16)	Savannah State, 11/15/12
REBOUNDS	33	Elon 11/9/12	20	vs. Florida Gulf Coast, 11/23/12
ASSISTS	12	at Louisiana Tech 11/12/12	4	Elon 11/9/12
STEALS	13	vs. Hampton, 11/22/12	3	at Louisiana Tech 11/12/12
BLOCKED SHOTS	7	Clemson, 11/18/12	0	vs. DePaul, 11/24/12 at Louisiana Tech 11/12/12
TURNOVERS	22	Elon 11/9/12	11	vs. DePaul, 11/24/12
FOULS	30	Clemson, 11/18/12	13	Savannah State, 11/15/12

The Last Time ...

Individual

Scored 50 Points

South Carolina 51, Jocelyn Penn vs. Stetson, 1/4/03
Opponent Never

Scored 40 Points

South Carolina 51, Jocelyn Penn vs. Stetson, 1/4/03
Opponent 46, Cornelia Gayden, LSU, 1/14/95

Scored 30 Points

South Carolina 30, Ieasia Walker vs. Clemson, 11/18/10
Opponent 32, LaQueta Ferguson, Florida International, 11/25/07

Grabbed 20 Rebounds

South Carolina 25, Kelsey Bone vs. Boston University, 12/28/09
Opponent 24, Courtney Paris, Oklahoma, 12/30/07

Grabbed 15 Rebounds

South Carolina 18, Ashley Bruner vs. Penn State, 11/20/11
Opponent 15, Stephanie Holzer, at Vanderbilt, 1/22/12

Two Players with 20 or More Points

South Carolina La'Keisha Sutton 21/Markeshia Grant 20 vs. North Carolina, 12/18/11
Opponent Angie Bjorklund 23/Shekinna Stricklen 21, Tennessee, 1/17/10

Two Players with 10 or More Rebounds

South Carolina Ashley Bruner 12/Aleighsa Welch 10 vs. DePaul, 11/24/12
Opponent Chiney Ogwumike 10/Nnemkadi Ogwumike 10, Stanford, 3/24/12

Had 10 Assists

South Carolina 10, Samone Kennedy at Florida, 2/24/08
Opponent 11, Marneshia Richard, Mississippi State, 1/21/07

Had Five Steals

South Carolina 5, Tiffany Davis vs. Elon, 11/9/12
Opponent 5, Sam Ramirez, Appalachian State, 3/16/11

Had Five Blocked Shots

South Carolina 5, Elem Ibiem vs. Eastern Michigan, 3/17/12
Opponent 5, Anne Marie Armstrong, Georgia, 2/16/12

Had a Double-Double

South Carolina Ashley Buner (11 pts/12 rebs) vs. DePaul, 11/24/12
Opponent Chiney Ogwumike (11 pts/10 rebs) and Nnemkadi Ogwumike (39 pts/10 rebs), Stanford, 3/24/12

Two Players had a Double-Double

South Carolina Kelsey Bone (20 pts/10 rebs)/Charenee Stephens (12 pts/11 rebs) vs. Mississippi, 3/4/10
Opponent Chiney Ogwumike (11 pts/10 rebs)/Nnemkadi Ogwumike (39 pts/10 rebs), Stanford, 3/24/12

Had a Triple-Double

South Carolina Iva Sliskovic (18 pts, 15 rebs, 10 assts) vs. High Point, 12/20/06
Opponent Never

Team

Scored 100 Points

South Carolina 102 vs. North Carolina A&T, 3/21/08
Opponent 103, Clemson, 11/21/03

Won by 30 or More Points

South Carolina 78-47 (33) vs. Savannah State, 11/15/12
Opponent 66-34 (32), Georgia, 3/4/11

Shot 65% or Better from the Field

South Carolina .652 (45-69) vs. East Tennessee State, 12/19/00
Opponent Never

Shot 60% or Better from the Field

South Carolina .608 (31-51) vs. Jackson State, 12/7/07
Opponent .604 (29-48), Vanderbilt, 1/18/01

Shot 50% or Better from the Field

South Carolina .533 (32-60) vs. Eastern Michigan, 3/17/12
Opponent .528 (28-53), Stanford, 3/24/12

No Players in Double-Figure Points

South Carolina at Auburn, 1/19/12
Opponent SC State, 12/14/11

Five Players in Double-Figure Points

South Carolina at Louisiana Tech, 11/12/12
Opponent Arkansas, 2/14/10

Faced AP Top-25 Opponent

Win 72-61 at No. 13 Purdue, 3/19/12
Loss 60-76 vs. No. 2 Stanford, 3/24/12

Faced AP Top-10 Opponent

Win 64-60 at No. 8 Tennessee, 2/2/12
Loss 60-76 vs. No. 2 Stanford, 3/24/12

Faced AP Top-5 Opponent

Win 70-66 vs. No. 5 Vanderbilt, 1/28/98
Loss 60-76 vs. No. 2 Stanford, 3/24/12

Faced AP No. 1 Team

Win Never
Loss 48-77 vs. No. 1 UConn, 12/29/08

Overtime Game

Win 64-62 at Arkansas, 2/6/11
Loss 60-74 vs. Vanderbilt, 2/27/11

Double-Overtime Game

Win 92-91 at Florida State, 2/4/91
Loss 92-94 at Clemson, 11/19/09

South Carolina Was Ranked

AP No. 1 Never
AP Top 10 No. 10, 2/18/02
AP Top 25 No. 25, Final Poll 2011-12



Official Basketball Box Score -- Game Totals -- Final Statistics
Elon vs South Carolina
11/09/12 7 p.m. at Columbia, S.C./Colonial Life Arena



Elon 44 • 0-1

Table with 13 columns: #, Player, FG, FGA, 3P, 3PA, FT, FTA, Rebounds, PF, TP, A, TO, Blk, Stl, Min. Includes team and totals rows, and half-by-half statistics for FG, 3FG, and FT.

South Carolina 77 • 1-0

Table with 13 columns: #, Player, FG, FGA, 3P, 3PA, FT, FTA, Rebounds, PF, TP, A, TO, Blk, Stl, Min. Includes team and totals rows, and half-by-half statistics for FG, 3FG, and FT.

Officials: Kelly Johnson, Ed Sidlasky, Kim Thebo
Technical fouls: Elon-None. South Carolina-None.
Attendance: 2912

Score by periods table with columns: 1st, 2nd, Total. Rows for Elon (25, 19, 44) and South Carolina (41, 36, 77).

Last FG - ELON 2nd-05:13, SC 2nd-01:11. Largest lead - ELON None, SC by 33 2nd-01:11. Score tied - 0 times. Lead changed - 0 times.



Official Basketball Box Score -- Game Totals -- Final Statistics
South Carolina vs Louisiana Tech
11/12/12 7 p.m. at Thomas Assembly Center Ruston, La.



South Carolina 82 • 2-0, 0-0 SEC

Table with 13 columns: #, Player, FG, FGA, 3P, 3PA, FT, FTA, Rebounds, PF, TP, A, TO, Blk, Stl, Min. Includes team and totals rows, and half-by-half statistics for FG, 3FG, and FT.

Louisiana Tech 58 • 0-2, 0-0 WAC

Table with 13 columns: #, Player, FG, FGA, 3P, 3PA, FT, FTA, Rebounds, PF, TP, A, TO, Blk, Stl, Min. Includes team and totals rows, and half-by-half statistics for FG, 3FG, and FT.

Officials: Marlon Ramsey, John Fletcher, Kyle Bacon
Technical fouls: South Carolina-None. Louisiana Tech-None.
Attendance: 2160

Score by periods table with columns: 1st, 2nd, Total. Rows for South Carolina (40, 42, 82) and Louisiana Tech (27, 31, 58).

Last FG - SC 2nd-00:56, LATECH 2nd-01:14. Largest lead - SC by 24 2nd-00:56, LATECH by 1 1st-19:25. Score tied - 2 times. Lead changed - 1 time.



Official Basketball Box Score -- Game Totals -- Final Statistics
Savannah State vs South Carolina
11/15/12 7 p.m. at Columbia, S.C./Colonial Life Arena



Savannah State 47 • 1-1

Table with 13 columns: #, Player, FG, FGA, 3P, 3PA, FT, FTA, Rebounds, PF, TP, A, TO, Blk, Stl, Min. Includes team and totals rows, and half-by-half statistics for FG, 3FG, and FT.

South Carolina 78 • 3-0

Table with 13 columns: #, Player, FG, FGA, 3P, 3PA, FT, FTA, Rebounds, PF, TP, A, TO, Blk, Stl, Min. Includes team and totals rows, and half-by-half statistics for FG, 3FG, and FT.

Officials: Lawson Newton, Troy Winders, Kylie Galloway
Technical fouls: Savannah State-None. South Carolina-None.
Attendance: 2480

Score by periods table with columns: 1st, 2nd, Total. Rows for Savannah State (20, 27, 47) and South Carolina (40, 38, 78).

Last FG - SSU 2nd-03:02, SC 2nd-01:27. Largest lead - SSU None, SC by 36 2nd-07:30. Score tied - 0 times. Lead changed - 0 times.



Official Basketball Box Score -- Game Totals -- Final Statistics
Clemson vs South Carolina
11/18/12 3 p.m. at Columbia, S.C./Colonial Life Arena



Clemson 43 • 0-3

Table with 13 columns: #, Player, FG, FGA, 3P, 3PA, FT, FTA, Rebounds, PF, TP, A, TO, Blk, Stl, Min. Includes team and totals rows, and half-by-half statistics for FG, 3FG, and FT.

South Carolina 64 • 4-0

Table with 13 columns: #, Player, FG, FGA, 3P, 3PA, FT, FTA, Rebounds, PF, TP, A, TO, Blk, Stl, Min. Includes team and totals rows, and half-by-half statistics for FG, 3FG, and FT.

Officials: Tina Napier, Felicia Grinter, Frank Steratore
Technical fouls: Clemson-DIXON,NIKKI. South Carolina-MITCHELL, Tiffany.
Attendance: 4893

Score by periods table with columns: 1st, 2nd, Total. Rows for Clemson (18, 25, 43) and South Carolina (31, 33, 64).

Last FG - CU 2nd-05:55, SC 2nd-04:26. Largest lead - CU by 2 1st-18:39, SC by 22 2nd-03:52. Score tied - 0 times. Lead changed - 1 time.



2012-13 South Carolina Basketball
South Carolina Combined Team Statistics (as of Nov 26, 2012)
All games



RECORD:	OVERALL	HOME	AWAY	NEUTRAL
ALL GAMES	7-0	3-0	1-0	3-0
CONFERENCE	0-0	0-0	0-0	0-0
NON-CONFERENCE	7-0	3-0	1-0	3-0

#	Player	gp-gs	min	avg	Total			3-Point		F-Throw		Rebounds				Other				pts	avg					
					fg-fga	fg%	3fg-fga	3fg%	ft-fa	ft%	off	def	tot	avg	pf	dq	a	to	blk			stl				
21	BRUNER, Ashley	7-7	189	27.0	39-70	.557	0-1	.000	9-37	.243	24	29	53	7.6	13	0	7	19	1	6	87	12.4				
24	WELCH, Aleighsa	7-7	178	25.4	30-43	.698	0-0	.000	22-33	.667	33	34	67	9.6	10	0	4	16	3	7	82	11.7				
25	MITCHELL, Tiffany	7-7	189	27.0	26-60	.433	2-11	.182	15-29	.517	12	34	46	6.6	12	0	14	15	0	8	69	9.9				
02	WALKER, leasia	7-7	210	30.0	21-57	.368	10-30	.333	13-20	.650	9	16	25	3.6	6	0	24	21	2	10	65	9.3				
20	WHITE, Sancheon	7-7	180	25.7	20-44	.455	2-7	.286	3-6	.500	15	20	35	5.0	12	0	7	5	2	8	45	6.4				
12	MONTOUT, Wilka	7-0	119	17.0	12-41	.293	3-10	.300	6-10	.600	13	7	20	2.9	14	0	4	9	2	3	33	4.7				
05	SESSIONS, Khadijah	7-0	103	14.7	12-30	.400	1-8	.125	8-13	.615	5	3	8	1.1	6	0	9	9	0	5	33	4.7				
15	DAVIS, Tiffany	3-0	40	13.3	4-8	.500	1-4	.250	3-4	.750	1	3	4	1.3	2	0	4	2	0	5	12	4.0				
31	DOZIER, Asia	7-0	129	18.4	8-42	.190	5-32	.156	6-9	.667	10	15	25	3.6	18	1	9	8	1	3	27	3.9				
33	IBIAM, Elem	5-0	63	12.6	4-14	.286	0-0	.000	5-11	.455	7	14	21	4.2	5	0	0	4	3	1	13	2.6				
Team											17	20	37												5	
Total.....		7	1400		176-409	.430	24-103	.233	90-172	.523	146	195	341	48.7	98	1	82	113	14	56	466	66.6				
Opponents.....		7	1400		111-366	.303	21-92	.228	75-110	.682	73	124	197	28.1	147	7	57	108	18	51	318	45.4				

TEAM STATISTICS	SC	OPP	Date	Opponent	Score	Att.
SCORING	466	318	11/09/12	ELON	w 77-44	2912
Points per game	66.6	45.4	11/12/12	at Louisiana Tech	w 82-58	2160
Scoring margin	+21.1	-	11/15/12	SAVANNAH STATE	w 78-47	2480
FIELD GOALS-ATT	176-409	111-366	11/18/12	CLEMSON	w 64-43	4893
Field goal pct	.430	.303	< 11/22/12	vs Hampton	w 45-34	424
3 POINT FG-ATT	24-103	21-92	< 11/23/12	vs Florida Gulf Coast	w 65-46	486
3-point FG pct	.233	.228	< 11/24/12	vs DePaul	w 55-46	427
3-pt FG made per game	3.4	3.0				
FREE THROWS-ATT	90-172	75-110	< = U.S. Virgin Islands Paradise Jam (St. Thomas, USVI)			
Free throw pct	.523	.682	* = SEC Game			
F-Throws made per game	12.9	10.7	^ = SEC Tournament (Duluth, Ga.)			
REBOUNDS	341	197				
Rebounds per game	48.7	28.1				
Rebounding margin	+20.6	-				
ASSISTS	82	57				
Assists per game	11.7	8.1				
TURNOVERS	113	108				
Turnovers per game	16.1	15.4				
Turnover margin	-0.7	-				
Assist/turnover ratio	0.7	0.5				
STEALS	56	51				
Steals per game	8.0	7.3				
BLOCKS	14	18				
Blocks per game	2.0	2.6				
ATTENDANCE	10285	3497				
Home games-Avg/Game	3-3428	1-2160				
Neutral site-Avg/Game	-	3-446				

Score by Periods	1st	2nd	Totals
South Carolina	225	241	466
Opponents	150	168	318



2012-13 South Carolina Basketball
South Carolina Game-by-Game Highs (as of Nov 24, 2012)
All games




Opponent	Date	Score	Points	Rebounds	Assists	Steals	Blocked shots
ELON	11/09/12	77-44	15-BRUNER, Ashley	11-IBIAM, Elem	4-WALKER, leasia	5-DAVIS, Tiffany	2-IBIAM, Elem
at Louisiana Tech	11/12/12	82-58	17-BRUNER, Ashley	8-WELCH, Aleighsa MITCHELL, Tiffany WHITE, Sancheon	8-WALKER, leasia	2-WHITE, Sancheon WALKER, leasia WELCH, Aleighsa DOZIER, Asia	2-WELCH, Aleighsa
SAVANNAH STATE	11/15/12	78-47	13-WELCH, Aleighsa	12-BRUNER, Ashley WELCH, Aleighsa	5-WALKER, leasia	3-SESSIONS, Khadij	1-MONTOUT, Wilka
CLEMSON	11/18/12	64-43	16-MITCHELL, Tiffany BRUNER, Ashley	8-BRUNER, Ashley WALKER, leasia	4-WALKER, leasia	4-WALKER, leasia	1-WELCH, Aleighsa WHITE, Sancheon
vs Hampton	11/22/12	45-34	16-WELCH, Aleighsa	12-BRUNER, Ashley	2-MITCHELL, Tiffany BRUNER, Ashley	1-MONTOUT, Wilka WELCH, Aleighsa MITCHELL, Tiffany WHITE, Sancheon BRUNER, Ashley	1-IBIAM, Elem
vs Florida Gulf Coast	11/23/12	65-46	15-BRUNER, Ashley	11-WELCH, Aleighsa MITCHELL, Tiffany	3-MITCHELL, Tiffany	3-WHITE, Sancheon	None
vs DePaul	11/24/12	55-46	11-BRUNER, Ashley WALKER, leasia	12-BRUNER, Ashley	1-WELCH, Aleighsa	2-MITCHELL, Tiffany	1-WALKER, leasia BRUNER, Ashley MONTOUT, Wilka



2012-13 South Carolina Basketball
South Carolina Points-Rebounds-Assists (as of Nov 24, 2012)
All games



Opponent	Date	Score	02	05	12	15	20	21	24	25	31	33
ELON	11/09/12	77-44 w	WALKER,IEA	8-0-0	1-2-2	6-3-3	8-1-2	15-3-0	9-9-1	9-2-3	4-10-0	4-1-0
at LATECH	11/12/12	82-58 w	10-3-8	3-1-1	12-3-0	4-1-0	4-8-2	17-2-3	14-8-1	13-8-0	5-2-5	DNP
SSU	11/15/12	78-47 w	10-1-5	6-3-4	9-6-0	2-0-1	9-4-1	8-12-1	13-12-0	10-5-4	11-3-2	DNP
CU	11/18/12	64-43 w	9-8-4	3-1-1	4-1-1	DNP	3-6-0	16-8-0	7-6-0	16-6-2	0-5-1	6-0-0
vs HAM	11/22/12	45-34 w	6-2-1	2-1-1	3-2-0	DNP	0-6-0	5-12-2	16-11-1	7-8-2	5-3-0	1-5-0
vs FGCU	11/23/12	65-46 w	6-1-2	5-1-2	2-5-1	DNP	11-5-2	15-4-1	14-11-0	8-11-3	2-1-1	2-4-0
vs DPU	11/24/12	55-46 w	11-6-0	6-1-0	2-1-0	DNP	10-5-0	11-12-0	9-10-1	6-6-0	0-1-0	0-1-0





2012-13 South Carolina Basketball
South Carolina Team Game-by-Game Comparison (as of Nov 24, 2012)
All games



Opponent	1st	2nd	Score	Mar	Total FG	FG Pct	3-Pointers	3FG Pct	Free Throws	FT Pct	Rebounds	Assist	T/Over	Block	Steal	Fouls
ELON	41/25	36/19	77-44	+33	31-70/16-54	.443/.296	0-14/2-7	.000/.286	15-30/10-13	.500/.769	53/33	15/4	15/22	3/3	14/7	12/23
Louisiana Tech	40/27	42/31	82-58	+24	30-61/20-51	.492/.392	6-16/3-11	.375/.273	16-25/15-24	.640/.625	42/27	20/12	7/12	4/0	9/3	17/19
SAVANNAH STATE	40/20	38/27	78-47	+31	31-67/18-50	.463/.360	9-25/2-5	.360/.400	7-13/9-16	.538/.563	50/26	18/8	12/12	1/5	4/6	14/13
CLEMSON	31/18	33/25	64-43	+21	21-53/11-46	.396/.239	0-14/1-10	.000/.100	22-35/20-24	.629/.833	46/28	9/6	21/20	2/7	13/10	19/30
Hampton	19/13	26/21	45-34	+11	15-46/11-57	.326/.193	5-13/2-12	.385/.167	10-27/10-16	.370/.625	57/32	7/6	29/15	1/1	5/13	12/22
Florida Gulf Coast	32/26	33/20	65-46	+19	27-61/16-44	.443/.364	4-15/7-29	.267/.241	7-13/7-11	.538/.636	46/20	12/9	15/16	0/2	6/6	14/19
DePaul	22/21	33/25	55-46	+9	21-51/19-64	.412/.297	0-6/4-18	.000/.222	13-29/4-6	.448/.667	47/31	1/12	14/11	3/0	5/6	10/21

Note: Game totals are displayed in the format TEAM/OPPONENT for each category

