



2012-13 SOUTH CAROLINA BASKETBALL

OPENING TIP

Date: Monday, Nov. 19, 2012

Tipoff: 7:04 p.m. ET

Location: Columbia, S.C.

Arena: Colonial Life Arena (18,000)

Series: Rider leads 1-0

Last Meeting: Rider win, 63-56, Dec. 18, 1982 in Columbia, S.C.

Television: FoxSports Carolinas

Talent: Andy Demetra (pxp), Eddie Fogler (analyst)

Radio: Gamecock IMG Radio Network

Sirius: 113; XM: 199

Talent: Derek Scott (pxp), Casey Manning (analyst)

Tickets: 1-800-4SC-FANS; GamecocksOnline.com/tickets

Live Stats: GamecocksOnline.com

GAME 3



**SOUTH CAROLINA
GAMECOCKS
(2-0)**

- VS -

**RIDER
BRONCS
(2-1)**



Ranking: AP/Coaches (-/-)
Head Coach: Frank Martin
Record at SC: 2-0
Career Rec.: 119-54
vs. Rider: 1-0
SID: Emily Feeney-Molinary

Stat Leaders (per game):
Points: Page (19.5)
Rebounds: Carrera (15.0)
Assists: Smith/Jackson (2.0)
Blocks: Carrera (3.0)
Steals: 3 with 1.0

Ranking: AP/Coaches (-/-)
Head Coach: Kevin Baggett
Record at RU: 2-1 (1st)
Career Rec.: Same
vs. SC: 0-0
SID: Bud Focht

Stat Leaders (per game):
Points: Lindsey (16.7)
Rebounds: Stewart (7.0)
Assists: Thompson (3.7)
Blocks: Nd-Ezuma (1.3)
Steals: Myles/Thompson (1.7)

2011-12 SCHEDULE

DATE	OPPONENT (TV)	TIME/RESULT
O. 30	Kentucky Wesleyan +	W, 68-67
N. 11	Milwaukee & (FSN)	W, 82-75 (OT)
N. 16	Morgan State (SS)	W, 87-71
N. 19	Rider & (FSS/FSCR)	7 p.m.
N. 21	Elon	7 p.m.
N. 24	vs. Missouri State ^	7 p.m.
N. 25	vs. SMU/UALR ^	TBA
N. 29	at St. John's % (ESPNU)	7:30 p.m.
D. 2	Clemson (ESPNU)	12 p.m.
D. 7	Jacksonville (FSS/FSCR)	7 p.m.
D. 19	Appalachian State (FSS/FSCR)	5 p.m.
D. 22	vs. Manhattan #	5:30 p.m.
D. 29	Presbyterian (CSS)	1 p.m.
J. 5	SC State (FSN)	1:30 p.m.
J. 9	at Mississippi State* (ESPN3)	8 p.m.
J. 12	Auburn* (SECN)	1:30 p.m.
J. 16	at LSU* (ESPN3)	8 p.m.
J. 19	Vanderbilt* (SECN)	1:30 p.m.
J. 22	at Missouri* (ESPNU)	7 p.m.
J. 26	Arkansas* (SECN)	1:30 p.m.
J. 30	at Florida* (SECN)	8 p.m.
F. 2	Georgia* (SECN)	1:30 p.m.
F. 5	at Kentucky* (ESPNU)	9 p.m.
F. 10	Tennessee* (FSN)	1 p.m.
F. 14	LSU* (ESPN2)	7 p.m.
F. 16	at Alabama* (SECN)	4 p.m.
F. 20	Ole Miss* (CSS)	7 p.m.
F. 23	at Georgia* (CBS Sports)	2 p.m.
F. 28	Missouri* (ESPN2)	9 p.m.
M. 2	at Texas A&M* (ESPNU)	7 p.m.
M. 6	Mississippi State* (ESPN3)	7 p.m.
M. 9	at Vanderbilt* (SECN)	1:30 p.m.
M. 13-17	SEC Tournament (Nashville)	TBA
M. 19-A. 4	NCAA Tournament	TBA

All home games in **bold** | All times listed Eastern

* indicates SEC contest | + indicates exhibition | **SS**-SportSouth
| **SECN**-SEC Network | **CSS**-CharterSports SE | &-Hoops For
Hope Classic (Columbia, S.C.) | ^-Hoops For Hope Classic (Puerto
Vallarta, Mexico) | %-SEC/BIG EAST Challenge | #-Brooklyn Hoops
Holiday Invitational (Brooklyn, N.Y.)

PROBABLE STARTERS (BASED ON PREVIOUS GAME)

South Carolina	Ht.	Wt.	Yr.	Hometown	PPG	RPG	MPG
G - #5 Eric Smith	5-11	205	Jr.	Mullins, S.C.	11.5	1.5	31.5
G - #0 LaShay Page	6-2	195	Sr.	Dillon, S.C.	19.5	3.0	32.5
G - #1 Brenton Williams	5-11	175	Jr.	Kissimmee, Fla.	14.0	2.0	20.0
F - #30 Lakeem Jackson	6-5	235	Sr.	Charlotte, N.C.	10.0	7.0	37.0
F - #33 RJ Slawson	6-8	220	Jr.	Charleston, S.C.	8.0	4.5	20.0

Rider	Ht.	Wt.	Yr.	Hometown	PPG	RPG	MPG
G - #5 Jonathon Thompson	6-4	190	Sr.	Orlando, Fla.	9.3	5.3	34.0
G - #10 Anthony Myles	6-5	200	Jr.	Dover, Del.	10.3	2.3	31.7
G - #11 Nurideen Lindsey	6-3	180	Jr.	Philadelphia, Pa.	16.7	4.0	28.0
F - #13 Daniel Stewart	6-7	210	Jr.	Philadelphia, Pa.	11.3	7.0	26.3
F - #25 Junior Fortunat	6-9	235	So.	Montreal, Quebec	1.3	5.7	17.3

CAROLINA QUICK HITS

■ South Carolina is in its 105th season of basketball.

■ The Gamecocks are led by first-year head coach Frank Martin. His associate head coach is Brad Underwood and his assistant coaches are Matt Figger and Lamont Evans. Andy Assaley is the director of basketball operations.

■ The Gamecocks will play four games in the next seven days, including home contests vs. Rider and Elon.

■ Monday's contest vs. Rider concludes home games for the Hoops For Hope Classic. South Carolina will travel to Puerto Vallarta, Mexico, to conclude tournament play next weekend beginning with a contest vs. Missouri State on Nov. 24.

■ The Gamecocks are off to their first 2-0 start since the 2009-10 campaign after an overtime win vs. Milwaukee in the season opener, and more recently an 87-71 win vs. Morgan State last Friday at Colonial Life Arena.

■ Freshman forward Michael Carrera, the Nov. 12 SEC Freshman of the Week, did not play vs. Morgan State due to a concussion suffered in practice on Wednesday, Nov. 14.

■ Morgan State's 48 points in the paint were the most in the category by a Gamecock opponent since Kentucky also posted 48 on Jan. 7, 2012.

■ South Carolina's 82.5 percent from the free throw line leads the SEC, while individually, Brenton Williams is tied for first in the category. He has made all 11 of his attempts this season.

■ Williams earned the first start of his career vs. Morgan State. He scored 14 points in the contest.

■ Each Gamecock who saw significant playing time vs. Morgan State collected at least two rebounds, led by Lakeem Jackson with eight and RJ Slawson with seven, including a team-best six on the offensive glass.

■ Carrera posted the first double-double by a Gamecock freshman since the 2008 campaign vs. Milwaukee with 17 points and a game-best 15 rebounds.

■ Senior guard LaShay Page returned to practice from a hamstring strain on Nov. 7 and he was the high scorer vs. Milwaukee with 19 points and vs. Morgan State with 20.

■ Williams was the hero of overtime for Carolina vs. Milwaukee, scoring 12 of 16 Gamecock points in the five-minute session, including a perfect 8-of-8 from the free throw line.

■ The Gamecocks welcome four newcomers to their squad this fall. Laimonas Chatkevicius (Fr., 6-11, F), Mindaugas Kacinas (Fr., 6-7, F), Michael Carrera (Fr., 6-5, F) and LaShay Page (Sr., 6-2, G) will don the Garnet and Black this fall. Page is a one-year transfer from Southern Mississippi.


■ South Carolina returns 80.3 percent of its 3-point field goals from last season. Returners combined to hit 164 of the 204 attempts from beyond the arc last year.





SOUTH CAROLINA GAMECOCKS

OVERALL: 2-0; SEC: 0-0; HOME: 2-0; AWAY: 0-0; NEUTRAL: 0-0

0		LASHAY PAGE - Sr. - G - 6-2 - 195 - Dillon, S.C. <table><tr><th>MIN</th><th>PTS</th><th>RBS</th><th>AST</th><th>FG%</th><th>3FG%</th><th>FT%</th></tr><tr><td>32.5</td><td>19.5</td><td>3.0</td><td>1.5</td><td>41.9</td><td>16.7</td><td>84.6</td></tr></table>	MIN	PTS	RBS	AST	FG%	3FG%	FT%	32.5	19.5	3.0	1.5	41.9	16.7	84.6	<ul style="list-style-type: none">• Missed several preseason practices due to a hamstring strain; returned Nov. 7• Leading scorer vs. Milwaukee, 19 pts., including 17 in second half• Led Gamecocks in scoring with 20 points vs. Morgan State, including 6-of-6 effort from the free throw line; also 5 rebounds
MIN	PTS	RBS	AST	FG%	3FG%	FT%											
32.5	19.5	3.0	1.5	41.9	16.7	84.6											
1		BRENTON WILLIAMS - Jr. - G - 5-11 - 175 - Kissimmee, Fla. <table><tr><th>MIN</th><th>PTS</th><th>RBS</th><th>AST</th><th>FG%</th><th>3FG%</th><th>FT%</th></tr><tr><td>20.0</td><td>14.0</td><td>2.0</td><td>1.0</td><td>42.1</td><td>16.7</td><td>1.000</td></tr></table>	MIN	PTS	RBS	AST	FG%	3FG%	FT%	20.0	14.0	2.0	1.0	42.1	16.7	1.000	<ul style="list-style-type: none">• Posted 14 points in 13 minutes vs. Milwaukee; scored 12 of Carolina's 16 points in overtime, including a perfect 8-of-8 from the free throw line• Earned the first start of his career vs. Morgan State; posted 14 points and two assists
MIN	PTS	RBS	AST	FG%	3FG%	FT%											
20.0	14.0	2.0	1.0	42.1	16.7	1.000											
2		BRIAN RICHARDSON - Jr. - G - 6-4 - 175 - Wilson, N.C. <table><tr><th>MIN</th><th>PTS</th><th>RBS</th><th>AST</th><th>FG%</th><th>3FG%</th><th>FT%</th></tr><tr><td>19.5</td><td>8.0</td><td>1.5</td><td>1.5</td><td>77.8</td><td>66.7</td><td>0.0</td></tr></table>	MIN	PTS	RBS	AST	FG%	3FG%	FT%	19.5	8.0	1.5	1.5	77.8	66.7	0.0	<ul style="list-style-type: none">• Solid vs. Milwaukee, scored six points on a perfect 3-of-3 from the field; also two assists, one block and one steal• High bench scorer with 10 points off the bench vs. Morgan State• Has hit 7-of-9 attempts from the floor this season, including 2-of-3 from 3-point
MIN	PTS	RBS	AST	FG%	3FG%	FT%											
19.5	8.0	1.5	1.5	77.8	66.7	0.0											
5		ERIC SMITH - Jr. - G - 5-11 - 205 - Mullins, S.C. <table><tr><th>MIN</th><th>PTS</th><th>RBS</th><th>AST</th><th>FG%</th><th>3FG%</th><th>FT%</th></tr><tr><td>31.5</td><td>11.5</td><td>1.5</td><td>2.0</td><td>38.9</td><td>25.0</td><td>72.7</td></tr></table>	MIN	PTS	RBS	AST	FG%	3FG%	FT%	31.5	11.5	1.5	2.0	38.9	25.0	72.7	<ul style="list-style-type: none">• Posted four assists, six points and one steal, while playing 38 minutes before suffering from cramps in overtime• Solid vs. Morgan State, hit 5-of-9 from the field, and 6-of-9 from free throw line• 17 points vs. Morgan State was just short of his career high
MIN	PTS	RBS	AST	FG%	3FG%	FT%											
31.5	11.5	1.5	2.0	38.9	25.0	72.7											
12		AUSTIN CONSTABLE - Fr. - G - 6-0 - 175 - West Chester, Pa. <table><tr><th>MIN</th><th>PTS</th><th>RBS</th><th>AST</th><th>FG%</th><th>3FG%</th><th>FT%</th></tr><tr><td>-</td><td>-</td><td>-</td><td>-</td><td>-</td><td>-</td><td>-</td></tr></table>	MIN	PTS	RBS	AST	FG%	3FG%	FT%	-	-	-	-	-	-	-	<ul style="list-style-type: none">• Walk-on guard• Averaged 18 points and 4.0 assists per game during senior season at Henderson High School in West Chester, Pa.
MIN	PTS	RBS	AST	FG%	3FG%	FT%											
-	-	-	-	-	-	-											
14		LAIMONAS CHATKEVICIUS - Fr. - F - 6-11 - 255 - Klaipeda, Lithuania <table><tr><th>MIN</th><th>PTS</th><th>RBS</th><th>AST</th><th>FG%</th><th>3FG%</th><th>FT%</th></tr><tr><td>-</td><td>-</td><td>-</td><td>-</td><td>-</td><td>-</td><td>-</td></tr></table>	MIN	PTS	RBS	AST	FG%	3FG%	FT%	-	-	-	-	-	-	-	<ul style="list-style-type: none">• Tallest player on the team that Martin says "has an ability to pass and shoot the basketball with an understanding of how to play the game..."• Will miss first 6 games of the season due to NCAA ruling (see note)
MIN	PTS	RBS	AST	FG%	3FG%	FT%											
-	-	-	-	-	-	-											
23		BRUCE ELLINGTON - Jr. - G - 5-9 - 197 - Moncks Corner, S.C. <table><tr><th>MIN</th><th>PTS</th><th>RBS</th><th>AST</th><th>FG%</th><th>3FG%</th><th>FT%</th></tr><tr><td>29.0</td><td>11.0</td><td>2.3</td><td>3.1</td><td>35.7</td><td>33.1</td><td>76.5</td></tr></table>	MIN	PTS	RBS	AST	FG%	3FG%	FT%	29.0	11.0	2.3	3.1	35.7	33.1	76.5	<ul style="list-style-type: none">• Junior guard who will not join the basketball team until the conclusion of the football season.• Top returning scorer with 11.0 points per game
MIN	PTS	RBS	AST	FG%	3FG%	FT%											
29.0	11.0	2.3	3.1	35.7	33.1	76.5											
24		MICHAEL CARRERA - Fr. - F - 6-5 - 212 - Anzoátegui, Venezuela <table><tr><th>MIN</th><th>PTS</th><th>RBS</th><th>AST</th><th>FG%</th><th>3FG%</th><th>FT%</th></tr><tr><td>29.0</td><td>17.0</td><td>15.0</td><td>0.0</td><td>50.0</td><td>.000</td><td>1.000</td></tr></table>	MIN	PTS	RBS	AST	FG%	3FG%	FT%	29.0	17.0	15.0	0.0	50.0	.000	1.000	<ul style="list-style-type: none">• Earned SEC Freshman of the Week accolades after a stellar season opener vs. Milwaukee; scored 17 points and pulled down 15 rebounds and blocked three shots• Did not play vs. Morgan State due to a concussion.
MIN	PTS	RBS	AST	FG%	3FG%	FT%											
29.0	17.0	15.0	0.0	50.0	.000	1.000											
25		MINDAUGAS KACINAS - Fr. - F - 6-7 - 210 - Klaipeda, Lithuania <table><tr><th>MIN</th><th>PTS</th><th>RBS</th><th>AST</th><th>FG%</th><th>3FG%</th><th>FT%</th></tr><tr><td>26.0</td><td>5.0</td><td>8.0</td><td>1.5</td><td>25.0</td><td>0.0</td><td>80.0</td></tr></table>	MIN	PTS	RBS	AST	FG%	3FG%	FT%	26.0	5.0	8.0	1.5	25.0	0.0	80.0	<ul style="list-style-type: none">• Hampered by an ankle sprain; has missed several practices and the exhibition• Returned to practice on Nov. 6• Pulled down 13 rebounds and scored 8 points, with 3 assists vs. Milwaukee• Collected three rebounds and one steal vs. Morgan State
MIN	PTS	RBS	AST	FG%	3FG%	FT%											
26.0	5.0	8.0	1.5	25.0	0.0	80.0											
30		LAKEEM JACKSON - Sr. - G - 6-5 - 235 - Charlotte, N.C. <table><tr><th>MIN</th><th>PTS</th><th>RBS</th><th>AST</th><th>FG%</th><th>3FG%</th><th>FT%</th></tr><tr><td>37.0</td><td>10.0</td><td>7.0</td><td>2.0</td><td>60.0</td><td>0.0</td><td>40.0</td></tr></table>	MIN	PTS	RBS	AST	FG%	3FG%	FT%	37.0	10.0	7.0	2.0	60.0	0.0	40.0	<ul style="list-style-type: none">• Posted a double-double with 13 points and 10 rebounds in exhibition vs. KWC• Played 40 minutes vs. Milwaukee, scoring 12 points, with six rebounds, one block and one steal• Eight points, eight rebounds and team-best four assists vs. Morgan State
MIN	PTS	RBS	AST	FG%	3FG%	FT%											
37.0	10.0	7.0	2.0	60.0	0.0	40.0											
32		DAMIEN LEONARD - So. - G - 6-4 - 190 - Greenville, S.C. <table><tr><th>MIN</th><th>PTS</th><th>RBS</th><th>AST</th><th>FG%</th><th>3FG%</th><th>FT%</th></tr><tr><td>11.0</td><td>3.0</td><td>1.5</td><td>0.0</td><td>75.0</td><td>0.0</td><td>0.0</td></tr></table>	MIN	PTS	RBS	AST	FG%	3FG%	FT%	11.0	3.0	1.5	0.0	75.0	0.0	0.0	<ul style="list-style-type: none">• Sophomore shooting guard who averaged 6.8 points per game last season as a freshman• Suffered a broken nose during preseason practice, which required surgery• Posted six points on a perfect 3-of-3 shooting vs. Morgan State
MIN	PTS	RBS	AST	FG%	3FG%	FT%											
11.0	3.0	1.5	0.0	75.0	0.0	0.0											
33		RJ SLAWSON - Jr. - F - 6-8 - 220 - Charleston, S.C. <table><tr><th>MIN</th><th>PTS</th><th>RBS</th><th>BLK</th><th>FG%</th><th>3FG%</th><th>FT%</th></tr><tr><td>20.0</td><td>5.0</td><td>4.5</td><td>0.5</td><td>50.0</td><td>0.0</td><td>1.000</td></tr></table>	MIN	PTS	RBS	BLK	FG%	3FG%	FT%	20.0	5.0	4.5	0.5	50.0	0.0	1.000	<ul style="list-style-type: none">• Junior forward who looks to take on a bigger role in 2012-13• After struggling in the season opener, posted 10 points and 7 rebounds vs. Morgan State; also two assists, one block and one steal
MIN	PTS	RBS	BLK	FG%	3FG%	FT%											
20.0	5.0	4.5	0.5	50.0	0.0	1.000											
35		BRIAN STEELE - Fr. - F - 6-5 - 196 - Greenville, S.C. <table><tr><th>MIN</th><th>PTS</th><th>RBS</th><th>AST</th><th>FG%</th><th>3FG%</th><th>FT%</th></tr><tr><td>-</td><td>-</td><td>-</td><td>-</td><td>-</td><td>-</td><td>-</td></tr></table>	MIN	PTS	RBS	AST	FG%	3FG%	FT%	-	-	-	-	-	-	-	<ul style="list-style-type: none">• Walk-on forward• Named all-state, all-region and all-county during prep career• Currently suspended from the team per athletic department policy
MIN	PTS	RBS	AST	FG%	3FG%	FT%											
-	-	-	-	-	-	-											
45		CARLTON GEATHERS - R-So. - F - 6-10 - 255 - Georgetown, S.C. <table><tr><th>MIN</th><th>PTS</th><th>RBS</th><th>AST</th><th>FG%</th><th>3FG%</th><th>FT%</th></tr><tr><td>7.8</td><td>1.0</td><td>1.5</td><td>0.6</td><td>43.5</td><td>0.0</td><td>66.7</td></tr></table>	MIN	PTS	RBS	AST	FG%	3FG%	FT%	7.8	1.0	1.5	0.6	43.5	0.0	66.7	<ul style="list-style-type: none">• Sophomore forward who suffered a fractured knee cap over the summer and continues to be out indefinitely.
MIN	PTS	RBS	AST	FG%	3FG%	FT%											
7.8	1.0	1.5	0.6	43.5	0.0	66.7											
55		SHANE PHILLIPS - Sr. - G - 5-10 - 170 - Pittsburgh, Pa. <table><tr><th>MIN</th><th>PTS</th><th>RBS</th><th>AST</th><th>FG%</th><th>3FG%</th><th>FT%</th></tr><tr><td>1.0</td><td>0.0</td><td>0.0</td><td>0.0</td><td>0.0</td><td>0.0</td><td>0.0</td></tr></table>	MIN	PTS	RBS	AST	FG%	3FG%	FT%	1.0	0.0	0.0	0.0	0.0	0.0	0.0	<ul style="list-style-type: none">• Senior walk-on guard who is expected to see playing time this season• Saw action in one contest last season, scoring one point• Played one minute vs. Morgan State
MIN	PTS	RBS	AST	FG%	3FG%	FT%											
1.0	0.0	0.0	0.0	0.0	0.0	0.0											

INTERVIEW POLICIES

All interview requests must be made in advance to SID Emily Feeney-Molinary in the South Carolina Media Relations Office. Beginning with the start of practice in October, Feeney-Molinary will release a weekly coach and student-athlete availability schedule to media on Monday's.

Post-Game Interview Policy: After each home game, the visiting coach will address the media first, followed by South Carolina student-athletes then South Carolina head coach Frank Martin. (Depending on deadline, this may be altered on a game-by-game basis).

Road Interview Policy: Interviews with Coach Martin while on the road will be scheduled according to the home post-game media procedure. No student-athlete interviews are allowed until after the game once the team leaves Columbia.

All interviews are to be coordinated through the Media Relations Office. This allows the staff to arrange the interview when it best suits the student-athlete's and the reporter's schedules. Please contact the Media Relations Office in advance to make your interview requests. Media are not permitted to contact student-athletes on their own at any time.

All interviews will take place at the designated media interview site for that day as listed in the weekly availability schedule or in the Media Relations Office.

Dormitory, apartment and cell phone numbers for student-athletes will not be provided to the media. Should you need to conduct a telephone interview with a student-athlete, a call will be placed to you from the student-athlete at a mutually agreeable time.

SOUTH CAROLINA MEDIA RELATIONS

Emily Feeney-Molinary, primary contact

Assistant Director

cell: 803-727-3284

e-mail: efeeney@mailbox.sc.edu

Website: www.GamecocksOnline.com

Facebook: www.Facebook.com/gamecocksonline

Twitter: @GamecockMBB

STAT COMPARISON

	SC	RIDER
Record	2-0	2-1
Conference Record	-	-
Current Streak	W2	W1
Scoring Avg.	84.5	63.3
Opponent Scoring Avg.	73.0	56.7
Scoring Margin	+11.5	+6.7
Field Goal %	.483	.409
Opponent Field Goal %	.450	.327
3-Point Field Goal %	.222	.367
Opponent 3-Point Field Goal %	.348	.193
3-Point Field Goal Made PG	3.0	7.3
3-Point Field Goal Attempts PG	13.5	20.0
Free Throw %	.825	.700
Opponent Free Throw %	.564	.764
Rebounding Avg.	40.0	36.7
Opponent Rebounding Avg.	27.5	35.0
Rebounding Margin	+12.5	+1.7
Turnovers Avg.	18.5	19.7
Opponent Turnover Avg.	17.5	18.3
Assists Avg.	10.5	10.0
Blocks Avg.	4.5	4.3
Steals Avg.	5.0	7.0

WEEKLY MEDIA AVAILABILITY (NOV. 11-17)

SUNDAY Nov. 18	MONDAY Nov. 19	TUESDAY Nov. 20	WEDNESDAY Nov. 21	THURSDAY Nov. 22	FRIDAY Nov. 23	SATURDAY Nov. 24
No Availability	vs. Rider Hoops for Hope Classic 7 p.m.,	No Availability	vs. Elon 7 p.m. (No TV)	No Availability Travel to Mexico	No Availability	vs. Missouri St. Hoops for Hope Classic Puerto Vallarta

* All practices are closed • please contact SID Emily Feeney-Molinary for all media requests

A SOUTH CAROLINA WIN WOULD ...

- Improve the Gamecocks' record to 3-0 for the first time since the 2009-10 campaign
- Be Frank Martin's second all-time vs. Rider

■ Carolina owns a 16-7 record against schools in the Metro Atlantic Athletic Conference. The last time Carolina played a school from the league came in a 63-58 loss at Siena on March 19, 1991 in the postseason NIT. The last Gamecock win vs. a member of the MAAC came in a 75-50 win vs. Iona on Jan. 14, 1987, in a contest at the Medowlands.

SCOUTING RIDER

The Broncos begin a lengthy road trip - a four-game, nine-day swing - including a trip to Puerto Vallarta, on Monday at South Carolina. Rider posted a convincing 79-54 win vs. Robert Morris in the season opener on Nov. 9, before suffering a 54-46 loss to Stony Brook on the 17th. Junior guard Nuri Lindsey was named the MAAC Player of the Week on Nov. 12 for his play vs. Robert Morris. The transfer from St. John's scored 26 points and dished five assists in the Broncos win. Junior forward Daniel Stewart scored 18 points to lead Rider to a 65-62 win over Monmouth on Saturday night. The Broncos are led by first-year head coach Kevin Baggett. He previously held the position of associate head coach at Rider since the 2008-09 campaign.

SERIES HISTORY VS. RIDER

The Gamecocks and Broncos have met just one time previously, with Rider claiming a 63-56 victory in Columbia on Dec. 18, 1982. That game marked the first of a 17-game stretch that Carolina head coach Bill Foster was not on the sidelines, as he was diagnosed with suffering a moderate heart attack in the previous game, a 59-53 upset over the visiting 15th-ranked Purdue Boilermakers from the Big Ten. Foster returned to the bench later that season, leading Carolina to 22 wins and a bid to the post-season NIT.

BY THE NUMBERS

52.6% - South Carolina's 52.6 percent (30-57) from the field vs. Morgan State marked the best showing for Carolina from the floor since hitting 52.4 percent (22-42) vs. Southern Cal on Nov. 26, 2011.

30 - Carolina's 30 made shots were the most since hitting 30 in the 2011-12 season opener vs. Western Carolina when the Gamecocks hit 30-of-59 attempts. It is only the third time in the last 50 games that Carolina has made 30 or more shots.

22 - Morgan State collected just 22 rebounds (6,0-16,D) vs. Carolina on Nov. 16. It was the fewest by a Gamecock opponent since Princeton also managed just 22 (7,0-15,D) in a 54-48 Carolina win on Dec. 20, 2006.

58.5% - The Gamecocks hit 58.5 percent of their shots from within the 3-point line vs. Morgan State. Junior guard Brian Richardson was 2-of-3 and sophomore guard Damien Leonard was a perfect 3-of-3 on attempts around the basket.

6-of-9 - Junior guard Eric Smith posted career highs with six made free throws on nine attempts.

15.0 - South Carolina ranks fourth in the SEC through the first two games of the season with 15.0 offensive rebounds per contest, which result in 16.5 second chance points per game for Carolina. Gamecock opponents post just 7.0 second chance points per game, including Morgan State who scored just four.

NON-CONFERENCE SCHEDULE

The 2012-13 non-conference slate features 10 home dates, including one exhibition, to be played at Colonial Life Arena, two trips to New York City and an international visit to Puerto Vallarta, Mexico, to highlight the lineup. In the non-conference portion of its schedule, the Gamecocks will take part in three events, including the Hoops for Hope Classic with games in Columbia and Puerto Vallarta, Mexico, the annual SEC/BIG EAST Challenge, as well as the Brooklyn Hoops Holiday Invitational. The latter two will see the Gamecocks travel to New York City.

UP NEXT FOR THE GAMECOCKS

South Carolina hosts Elon on Wednesday, Nov. 21, in a non-conference match up at Colonial Life Arena. The contest will not be televised. Fans should follow live stats on GamecocksOnline.com, and listen live on the Gamecock IMG Sports Network and on 107.5 The Game in Columbia.

2013 SEC TOURNAMENT

The 2013 SEC Men's Basketball Tournament will be played March 13-17 at Bridgestone Arena in Nashville, Tenn. The men's basketball tournament has expanded to include all 14 teams and will be seeded 1-14. The tournament will begin on Wednesday, March 13 with matchups between the No. 11 and No. 14 seeds and the No. 12 and No. 13 seeds. The winners will advance to meet the sixth and fifth seeds, respectively, on Thursday. Also playing on Thursday will be the No. 8 and No. 9 seeds and the No. 7 and No. 10 seeds. The top four seeds in the tournament will receive byes until Friday's quarterfinal round.

EXCEPTIONAL COACHING STAFF

The South Carolina men's basketball staff has nearly 100 years of coaching experience combined from the high school level, through the junior college ranks and at elite level programs in Division I basketball. Head coach Frank Martin is in his 13th season of coaching in college basketball, associate head coach Brad Underwood in his 27th, assistant coach Matt Figger in his 20th and Lamont Evans in his fifth.

CHATKEVICIUS TO MISS FIRST SIX GAMES

South Carolina head men's basketball coach Frank Martin announced on Nov. 11 that freshman forward Laimonas Chatkevicius will miss the first six games of the 2012-13 season. The NCAA has determined that Chatkevicius received impermissible benefits from his host family prior to enrolling at the University of South Carolina, and as a result he will be withheld from the first six games.

► ASSOCIATED PRESS TOP 25

Nov. 12, 2012

Rk.	Team	Record	Pts.
1	Indiana (46)	1-0	1,598
2	Louisville (18)	1-0	1,572
3	Kentucky (1)	1-0	1,438
4	Ohio State	1-0	1,339
5	Michigan	1-0	1,327
6	North Carolina State	1-0	1,278
7	Kansas	1-0	1,222
8	Syracuse	1-0	1,163
9	Duke	1-0	1,109
10	Florida	1-0	1,007
11	North Carolina	2-0	944
12	Arizona	1-0	882
13	UCLA	1-0	746
14	Missouri	1-0	716
15	Creighton	1-0	678
16	Baylor	2-0	578
17	Memphis	0-0	570
18	UNLV	0-0	538
19	Gonzaga	1-0	437
20	Notre Dame	1-0	343
21	Michigan State	0-1	325
22	Wisconsin	1-0	324
23	Connecticut	1-0	262
24	Cincinnati	1-0	152
25	San Diego State	0-1	128

Others receiving votes: Virginia Commonwealth 75, Murray State 64, Minnesota 58, Pittsburgh 36, Saint Louis 32, Saint Joseph's 30, Butler 22, Texas 20, Tennessee 18, Marquette 18, Kansas State 12, Miami (FL) 9, Saint Mary's 8, West Virginia 7, New Mexico 7, Florida State 7, Ohio 6, Alabama 5, Davidson 4, Northern Iowa 4, Stanford 4, Bucknell 1, Georgetown 1, Maryland 1

► ESPN/USA TODAY TOP 25

Nov. 12, 2012

Rk.	Team	Record	Pts.
1	Indiana (25)	1-0	768
2	Louisville (4)	1-0	740
3	Kentucky (2)	1-0	701
4	Ohio State	1-0	648
5	Michigan	1-0	638
6	North Carolina State	1-0	601
7	Kansas	1-0	583
8	Syracuse	1-0	522
9	Duke	1-0	515
10	Florida	1-0	465
11	North Carolina	2-0	447
12	Arizona	1-0	426
13	Creighton	1-0	360
14	UCLA	1-0	351
15	Missouri	1-0	319
16	Memphis	0-0	310
17	Baylor	2-0	270
18	UNLV	0-0	241
19	Gonzaga	1-0	221
20	Wisconsin	1-0	212
21	Notre Dame	1-0	143
22	Michigan State	0-1	135
23	San Diego State	0-1	66
24	Cincinnati	1-0	63
25	Texas	1-0	60

Others receiving votes: Connecticut 58, Virginia Commonwealth 54, Murray State 34, Kansas State 19, Pittsburgh 15, Saint Mary's 13, New Mexico 11, Marquette 11, Saint Louis 8, Tennessee 8, Minnesota 7, Santa Clara 6, Colorado State 4, Iowa State 3, Florida State 3, Stanford 3, Georgia 2, Bucknell 2, Colorado 2, Maryland 2, Saint Joseph's 2, Ohio 1, Middle Tennessee 1, South Alabama 1



SOUTHEASTERN CONFERENCE STANDINGS

As of Nov. 17, 2012

Team	Conference	Overall
Alabama	0-0	4-0
Ole Miss	0-0	3-0
Missouri	0-0	3-0
Texas A&M	0-0	3-0
Florida	0-0	2-0
LSU	0-0	2-0
South Carolina	0-0	2-0
Arkansas	0-0	1-0
Auburn	0-0	2-1
Kentucky	0-0	2-1
Tennessee	0-0	2-1
Mississippi State	0-0	1-1
Vanderbilt	0-0	1-1
Georgia	0-0	1-2

COACHES TELECONFERENCE

The weekly SEC men's basketball coaches teleconference is scheduled for every Monday Jan. 4 - March 5.

The 12 Southeastern Conference men's head basketball coaches will be featured from 10:00 - 11:17 a.m. (CT).

Media representatives wishing to participate in the teleconference should contact the SEC Media Relations Department for further details. Each coach will appear on the teleconference for seven minutes, according to the following schedule:

ORDER OF APPEARANCE

(All Times Eastern)

11:00 a.m.	Kevin Stallings, Vanderbilt
11:07 a.m.	Billy Donovan, Florida
11:14 a.m.	Frank Martin, South Carolina
11:21 a.m.	Mark Fox, Georgia
11:28 a.m.	Johnny Jones, LSU
11:35 a.m.	John Calipari, Kentucky
11:42 a.m.	Cuonzo Martin, Tennessee
11:49 a.m.	Mike Anderson, Arkansas
11:56 a.m.	Anthony Grant, Alabama
12:03 a.m.	Tony Barbee, Auburn
12:10 a.m.	Andy Kennedy, Ole Miss
12:17 a.m.	Rick Ray, Miss. State
12:24 a.m.	Frank Haith, Missouri
12:31 a.m.	Billy Kennedy, Texas A&M

In addition, the SEC men's basketball teams who make it to postseason will be on a teleconference on Monday, March 18 beginning at 11:00 a.m. ET.

All SEC basketball teleconferences can be listened to on the internet at www.secsports.com shortly after the conclusion of the teleconference

SOUTH CAROLINA BENCH PRODUCTION

GAME	SC-OPP	DIFF.	SC HIGH BENCH SCORER
Milwaukee	28-16	+12.0	Williams, 14
Morgan State	18-13	+3.0	Richardson, 10
Rider			
Elon			
vs. Missouri St.			
vs. TBA			
at St. John's			
Clemson			
Jacksonville			
Appalachian State			
vs. Manhattan			
Presbyterian			
SC State			
at Miss State			
Auburn			
at LSU			
Vanderbilt			
at Missouri			
Arkansas			
at Florida			
Georgia			
at Kentucky			
Tennessee			
LSU			
at Alabama			
Ole Miss			
at Georgia			
Missouri			
at Texas A&M			
Miss State			
at Vanderbilt			
SEC Tournament			
NCAA Tournament			

SPECIALTY STATS

(PP) points in paint; (OT) points off turnovers; (2nd) second chance points; (FB) fast break points

(South Carolina-Opponent)

GAME	PP	OT	2ND	FB
Milwaukee	46-20	17-15	14-10	12-4
Morgan State	34-48	22-20	19-4	6-14
Rider				
Elon				
vs. Missouri St.				
vs. TBA				
at St. John's				
Clemson				
Jacksonville				
Appalachian State				
vs. Manhattan				
Presbyterian				
SC State				
at Miss State				
Auburn				
at LSU				
Vanderbilt				
at Missouri				
Arkansas				
at Florida				
Georgia				
at Kentucky				
Tennessee				
LSU				
at Alabama				
Ole Miss				
at Georgia				
Missouri				
at Texas A&M				
Miss State				
at Vanderbilt				
SEC Tournament				
NCAA Tournament				
SC Total	80	39	33	18
SC Average	40.0	19.5	16.5	9.0
Opp Total	68	35	14	18
Opp Average	34.0	17.5	7.0	9.0

UNIVERSITY INFORMATION

Location..... Columbia, S.C.
Founded 1801
Enrollment 30,721
Nickname..... Gamecocks
Colors Garnet (PMS 202) and Black
National Affiliation..... NCAA Division I
Conference Southeastern (SEC)
Athletics Web Address..... www.GamecocksOnline.com
University Web Address www.sc.edu
President Dr. Harris Pastides
NCAA Representative..... Dr. Zach Kelehear
Athletics Director Ray Tanner
Basketball Administrator/Chief Operating Officer Kevin O'Connell

BASKETBALL STAFF/INFORMATION

Head Coach..... Frank Martin
Alma Mater Florida International, '93
Record At South Carolina/Seasons First Season
Overall Record/Seasons..... 119-54 (.687), 6th season
Associate Head Coach Brad Underwood (Kansas State, '86)
Assistant Coach/Recruiting Coordinator..... Matt Figger (Eastern Kentucky, '95)
Assistant Coach..... Lamont Evans (Kansas State, '09)
Director of Basketball Operations..... Andy Assaley (Cincinnati, '96)
Strength & Conditioning Coach Scott Greenawalt (Muskingum College, '98)
Athletic Trainer..... Mark Rodger (Buffalo, '01)
Video Coordinator..... Dylan Lockwood (Cazenovia, '05)
Grad. Student Mgr./Student-Athlete Development... Doug Edwards (Florida State, '07)
Graduate Student Manager Darren Kent (Kansas State, '09)
Home Arena..... Colonial Life Arena
Capacity..... 18,000
Arena General Manager Lexi Boone
Press Row Phone Number 803-777-6182

BASKETBALL HISTORY

First Year of Basketball..... 1908
All-Time Record 1,299-1,149-1 (.530)
Overall Postseason Record 25-18
NCAA Tournament Appearances 1971, 1972, 1973, 1974, 1989, 1997,
..... 1998, 2004
NCAA Tournament Record 4-9
Last NCAA Tournament Appearance 2004, L vs. Memphis, 59-43
NIT Appearances 1969, 1975, 1978, 1983, 1991, 1996,
..... 2001, 2002, 2005, 2006, 2009
NIT Record 21-9
Last NIT Appearance 2009, L vs. Davidson, 70-63
Conference Championships .. 1970 ACC, 1997 SEC, 2009 SEC East Co-Champs
Conference Tournament Titles..... 1934 SoCon, 1971 ACC

TEAM INFORMATION

2011-12 Record 10-21
Southeastern Conference Record/Finish 2-14/12th
Postseason..... None
Letterwinners Returning/Lost..... 9/3
Starters Returning/Lost..... 2/3*
..... *based on final game starters from 2011-12 season
Newcomers..... 4
Roster Breakdown 3 freshmen, 2 sophomores, 5 juniors, 3 seniors

MEDIA RELATIONS

Asst. Media Relations Director/Men's Basketball Contact Emily Feeney-Molinary
Feeney's email efeeney@mailbox.sc.edu
Feeney's office phone 803-777-7743
Website..... GamecocksOnline.com



HEAD COACH FRANK MARTIN

COACHING CAREER

KANSAS STATE (2007-12)

2007-08	21-12	NCAA, 2nd Round
2008-09	22-12	NIT, 2nd Round
2009-10	29-8	NCAA, Elite Eight
2010-11	23-11	NCAA, 3rd Round
2011-12	22-11	NCAA, 3rd Round
5 years	117-54 (.684)	7-5 postseason record



SOUTH CAROLINA (2012-PRESENT)

2012-13	2-0	-
1 year	2-0	
Career Total	11-54 (.687)	

COACHING

EXPERIENCE

28th season

COLLEGE EXPERIENCE

13th season

COLLEGE HEAD COACH EXPERIENCE

6th season

HIRE DATE AT CAROLINA

March 27, 2012

PERSONAL

HOMETOWN

Miami, Fla.

ALMA MATER

Florida International, 1993 (B.A. Physical Education)

FAMILY

Wife, Anya

Children, Brandon, Amalia and Christian

COACHING RESUME

HIGH SCHOOL

Miami Senior High, 1985-93

Varsity Boys' Assistant Coach

Junior Varsity Boys' Head Coach

North Miami High, Head Coach, 1993-95

Miami Senior High, Head Coach, 1995-98

B.T. Washington High, Head Coach, 1999-2000

COLLEGE ASSISTANT COACH

Northeastern, 2000-04

Cincinnati, 2004-06

Kansas State, 2006-07

COLLEGE HEAD COACH

Kansas State, 2007-12

South Carolina, 2012-present

ROSTER BREAKDOWN

RETURNING STARTERS (2)

Bruce Ellington

Damien Leonard

**based on final game of 2011-12 season*

RETURNING LETTERWINNERS (9)

Bruce Ellington

Carlton Geathers

Lakeem Jackson

Damien Leonard

Shane Phillips

Brian Richardson

RJ Slawson

Eric Smith

Brenton Williams

GUARDS (8)

Austin Constable

Bruce Ellington

Damien Leonard

LaShay Page

Shane Phillips

Brian Richardson

Eric Smith

Brenton Williams

FORWARDS (7)

Michael Carrera

Laimonas Chatkevicius

Carlton Geathers

Lakeem Jackson

Mindaugas Kacinas

RJ Slawson

Brian Steele

BY HEIGHT

Laimonas Chatkevicius - 6'11"

Carlton Geathers - 6'10"

RJ Slawson - 6'8"

Mindaugas Kacinas - 6'7"

Lakeem Jackson - 6'5"

Michael Carrera - 6'5"

Brian Steele - 6'5"

Brian Richardson - 6'4"

Damien Leonard - 6'4"

LaShay Page - 6'2"

Austin Constable - 6'0"

Brenton Williams - 5'11"

Eric Smith - 5'11"

Shane Phillips - 5'10"

Bruce Ellington - 5'9"

2012-13 SOUTH CAROLINA ROSTER

ALPHABETICAL

No.	Name	Pos.	Ht.	Wt.	Cl.	Exp.	Hometown/High/Last School
24	Michael Carrera	F	6-5	212	FR	HS	Anzoátegui, Venezuela/Montrose Christian School
14	Laimonas Chatkevicius	F	6-11	255	FR	HS	Klaipeda, Lithuania/South Kent School
12	Austin Constable*	F	6-0	175	FR	HS	West Chester, Pa./Henderson
23	Bruce Ellington	G	5-9	197	JR	2VL	Moncks Corner, S.C./Berkeley
45	Carlton Geathers	F	6-10	255	RS SO	1VL	Georgetown, S.C./Carvers Bay
30	Lakeem Jackson	F	6-5	235	SR	3VL	Charlotte, N.C./Christ School
25	Mindaugas Kacinas	F	6-7	210	FR	HS	Klaipeda, Lithuania/Word of Life Fire Traditional School
32	Damien Leonard	G	6-4	190	SO	1VL	Greenville, S.C./J.L. Mann
0	LaShay Page	G	6-2	195	SR	2VL	Dillon, S.C./Dillon/Southern Mississippi
55	Shane Phillips*	G	5-10	170	SR	1L	Pittsburgh, Pa./Wheeling (W.Va.) Central
2	Brian Richardson	G	6-4	175	JR	2VL	Wilson, N.C./Greenfield School
33	RJ Slawson	F	6-8	220	JR	2VL	Charleston, S.C./Fort Dorchester
5	Eric Smith	G	5-11	205	JR	2VL	Mullins, S.C./Christ School
35	Brian Steele*	F	6-5	196	FR	HS	Greenville, S.C./Wade Hampton School
1	Brenton Williams	G	5-11	175	JR	1VL	Kissimmee, Fla./Osceola High School/Santa Fe College

NUMERICAL

No.	Name	Pos.	Ht.	Wt.	Cl.	Exp.	Hometown/High/Last School
0	LaShay Page	G	6-2	195	SR	2VL	Dillon, S.C./Dillon/Southern Mississippi
1	Brenton Williams	G	5-11	175	JR	1VL	Kissimmee, Fla./Osceola High School/Santa Fe College
2	Brian Richardson	G	6-4	175	JR	2VL	Wilson, N.C./Greenfield School
5	Eric Smith	G	5-11	205	JR	2VL	Mullins, S.C./Christ School
12	Austin Constable*	F	6-0	175	FR	HS	West Chester, Pa./Henderson
14	Laimonas Chatkevicius	F	6-11	255	FR	HS	Klaipeda, Lithuania/South Kent School
23	Bruce Ellington	G	5-9	197	JR	2VL	Moncks Corner, S.C./Berkeley
24	Michael Carrera	F	6-5	212	FR	HS	Anzoátegui, Venezuela/Montrose Christian School
25	Mindaugas Kacinas	F	6-7	210	FR	HS	Klaipeda, Lithuania/Word of Life Fire Traditional School
30	Lakeem Jackson	F	6-5	235	SR	3VL	Charlotte, N.C./Christ School
32	Damien Leonard	G	6-4	190	SO	1VL	Greenville, S.C./J.L. Mann
33	RJ Slawson	F	6-8	220	JR	2VL	Charleston, S.C./Fort Dorchester
35	Brian Steele*	F	6-5	196	FR	HS	Greenville, S.C./Wade Hampton School
45	Carlton Geathers	F	6-10	255	RS SO	1VL	Georgetown, S.C./Carvers Bay
55	Shane Phillips*	G	5-10	170	SR	1L	Pittsburgh, Pa./Wheeling (W.Va.) Central

Head Coach: Frank Martin (Florida International, '93)

Associate Head Coach: Brad Underwood (Kansas State, '86)

Assistant Coach/Recruiting Coordinator: Matt Figger (Eastern Kentucky, '95)

Assistant Coach: Lamont Evans (Kansas State, '09)

Director of Basketball Operations: Andy Assaley (Cincinnati, '96)

Strength & Conditioning Coach: Scott Greenawalt (Muskingum College, '98)

Athletic Trainer: Mark Rodger (Buffalo, '01)


Video Coordinator: Dylan Lockwood (Cazenovia, '05)

Graduate Student Manager/Student-Athlete Development: Doug Edwards (Florida State, '07)

Graduate Student Manager: Darren Kent (Kansas State, '09)

** indicates walk-on*


RADIO/TV SPOT CHART



#0

LASHAY PAGE


Sr. - G - 6-2 - 195
Dillon, S.C.
Southern Miss.



#1

BRENTON WILLIAMS

Jr. - G - 5-11 - 175
Kissimmee, Fla.
Santa Fe College



#2

BRIAN RICHARDSON


Jr. - G - 6-4 - 175
Wilson, N.C.
Greenfield School



#5

ERIC SMITH


Jr. - G - 5-11 - 205
Mullins, S.C.
Christ School



#12

AUSTIN CONSTABLE


Fr. - G - 6-0 - 175
West Chester, Pa.
Henderson



#14

LAIMONAS CHATKEVICIUS

Fr. - F - 6-11 - 255
Klaipeda, Lithuania
South Kent (Conn.)
School



#23

BRUCE ELLINGTON


Jr. - G - 5-9 - 197
Moncks Corner, S.C.
Berkeley



#24

MICHAEL CARRERA

Fr. - F - 6-5 - 212
Anzoátegui, Venezuela
Montrose Christian



#25

MINDAUGAS KACINAS


Fr. - F - 6-7 - 210
Klaipeda, Lithuania
Word of Life Fire
Traditional School



#30

LAKEEM JACKSON


Sr. - F - 6-5 - 235
Charlotte, N.C.
Christ School



#32

DAMIEN LEONARD

So. - G - 6-4 - 190
Greenville, S.C.
J.L. Mann



#33

RJ SLAWSON

Jr. - F - 6-8 - 220
Charleston, S.C.
Fort Dorchester



#35

BRIAN STEELE

Fr. - F - 6-5 - 196
Greenville, S.C.
Wade Hampton School



#45

CARLTON GEATHERS

R-So. - F - 6-10 - 255
Georgetown, S.C.
Carvers Bay



#55

SHANE PHILLIPS

Sr. - G - 5-10 - 170
Pittsburgh, Pa.
Wheeling Central (W.Va.)



FRANK MARTIN

Head Coach



BRAD UNDERWOOD

Associate Head Coach



MATT FIGGER

Assistant Coach/
Recruiting Coordinator



LAMONT EVANS

Assistant Coach



ANDY ASSALEY

Director of Basketball
Operations



SCOTT GREENAWALT

Strength & Conditioning
Coach



MARK RODGER

Athletic Trainer



DOUG EDWARDS

Grad. Student Manager/
Student-Athlete
Development



DARREN KENT

Grad. Student Manager



DYLAN LOCKWOOD

Video Coordinator



EMILY FEENEY-MOLINARY

Media Relations

GAMECOCKS RECORD WHEN ...

At home	2-0
On the road	0-0
At neutral sites	0-0
In overtime	1-0
vs. Top 25 team	0-0
vs. Top 10 team	0-0
vs. Top 3 team	0-0
Leading at half	1-0
Trailing at half	1-0
Tied at half	0-0
Shooting 50% or better	1-0
Shooting between 39-49%	1-0
Shooting less than 39%	0-0
Opp. shooting 50% or better	1-0
Opp. shooting between 39-49%	0-0
Opp. shooting less than 39%	1-0
Shooting better than opp.	1-0
Shooting worse then/equal to opp.	1-0
Starters out-score opp. starters	1-0
Opp. starters score/equal more	1-0
Bench out-scores opp. bench	2-0
Opp. bench scores/equals more	0-0
Having more FTs than opp.	2-0
Having equal/less FTs than opp.	0-0
Have more TOs than opp.	1-0
Having equal/less TOs than opp.	1-0
Having more rebounds than opp.	2-0
Having equal/less rebounds than opp.	0-0
Making 6 or more 3FGs	1-0
Having 15 or more assists	0-0
Having less than 15 assists	2-0
Score more points in paint than opp.	1-0
Scoring equal/less points in paint than opp.	1-0
Scoring more points off TOs than opp.	2-0
Scoring equal/less points off TOs than opp.	0-0
Scoring more 2nd-chance points than opp.	2-0
Scoring equal/less 2nd-chance points than opp.	0-0
Scoring more fast break points than opp.	1-0
Scoring equal/less fast break points than opp.	1-0
Wearing White uniforms	1-0
Wearing Garnet uniforms	0-0
Wearing Black uniforms	0-0
Wearing Gray Uniforms	1-0
Playing on live TV	2-0
Playing in November	2-0
Playing in December	0-0
Playing in January	0-0
Playing in February	0-0
Playing in March	0-0
Playing a day-game	1-0
Playing a night-game	1-0
Playing on Sunday	1-0
Playing on a Monday	0-0
Playing on a Tuesday	0-0
Playing on a Wednesday	0-0
Playing on a Thursday	0-0
Playing on a Friday	1-0
Playing on a Saturday	0-0
Scoring margin is 5 points or less	0-0
Margin is between 6-10	1-0
Margin is between 11-20	1-0
Margin is more than 20	0-0
Scoring 59 points or less	0-0
Scoring 60-69 points	0-0
Scoring 70-79 points	0-0
Scoring 80-89 points	2-0
Scoring 90-99 points	0-0
Scoring 100+ points	0-0

MISCELLANEOUS

Current streak	W2
Home court streak	W2
Away streak	-
Neutral court streak	-

2012-13 SUPERLATIVES

(tied for team lead also included)

Scoring Leaders	'12-13	Career
LaShay Page	2	2*

Rebounding Leaders	'12-13	Career
Michael Carrera	1	1
Lakeem Jackson	1	17

Assists Leaders	'12-13	Career
Eric Smith	1	7
Lakeem Jackson	1	24

Blocks Leaders	'12-13	Career
Michael Carrera	1	1
RJ Slawson	1	6
Damien Leonard	1	1

Steals Leaders	'12-13	Career
Lakeem Jackson	1	18
Eric Smith	1	2
Brenton Williams	1	4
Brian Richardson	1	8
Mindaugas Kacinas	1	1
LaShay Page	1	1*

Double-Figure Scoring	'12-13	Career
Michael Carrera	1	1
Lakeem Jackson	1	19
LaShay Page	2	2*
Brenton Williams	2	8
RJ Slawson	1	4
Eric Smith	1	3
Brian Richardson	1	11

20+ points	'12-13	Career
LaShay Page	1	1*

30+ points	'12-13	Career
-		

Double-Figure Rebounding	'12-13	Career
Michael Carrera	1	1
Mindaugas Kacinas	1	1

5+ assists	'12-13	Career
-		

3+ steals	'12-13	Career
-		

2+ blocks	'12-13	Career
Michael Carrera	1	1

Double-Doubles	'12-13	Career
Michael Carrera	1	1

Clutch Free Throws (under 5 min/OT)		
Brenton Williams	8-8	1.000
Michael Carrera	2-2	1.000
Eric Smith	5-6	.833
LaShay Page	2-2	1.000
Mindaugas Kacinas	6-7	.857
Totals	23-25	.920

* indicates at South Carolina

Miscellaneous

Largest Halftime Lead	
SC	4, vs. Morgan State, Nov. 16, 2012
Opp	15, Milwaukee, Nov. 11, 2012
Smallest Halftime Lead	
SC	4, vs. Morgan State, Nov. 16, 2012
Opp	15, Milwaukee, Nov. 11, 2012
Fewest Points In First Half	
SC	23, vs. Milwaukee, Nov. 11, 2012
Opp	38, Milwaukee, Nov. 11, 2012
Most Points In First Half	
SC	45, vs. Morgan State, Nov. 16, 2012
Opp	41, Morgan State, Nov. 16, 2012
Most Points In Second Half	
SC	43, vs. Milwaukee, Nov. 11, 2012
Opp	30, Morgan State, Nov. 16, 2012
Fewest Points In Second Half	
SC	42, vs. Morgan State, Nov. 16, 2012
Opp	28, Milwaukee, Nov. 11, 2012
Most Points in Overtime	
SC	16, vs. Milwaukee, Nov. 11, 2012
Opp	9, Milwaukee, Nov. 11, 2012
Largest Margin of Victory	
SC	16, vs. Morgan State, Nov. 16, 2012
Opp	-
Smallest Margin of Victory	
SC	7, vs. Milwaukee, Nov. 11, 2012
Opp	-

2012-13 GAME BY GAME COMPARISON

	Date	Result	FG-A	Pct	3FG-A	Pct	FT-A	Pct	O-D-Total	PF	Pts	A	TO	Blk	Stl	Min	Half
Milwaukee & South Carolina	Nov. 11	W, 82-75 (OT)	26-67	.388	14-33	.424	9-19	.474	15-18-33	24	75	17	15	3	7	225	38
Morgan State South Carolina	Nov. 16	W, 87-71	28-63	.444	0-11	.000	26-31	.839	17-28-45	16	82	11	17	7	5	225	23
			28-53	.528	2-13	.154	13-20	.650	6-16-22	20	71	13	20	4	11	200	41
			30-57	.526	6-16	.375	21-26	.808	13-22-35	20	87	10	20	2	5	200	45

&-Hoops For Hope Classic (Columbia, S.C.) | ^-Hoops For Hope Classic (Puerto Vallarta, Mexico) | %-SEC/BIG EAST Challenge | #-Brooklyn Hoops Holiday Invitational (Brooklyn, N.Y.)

2012-13 RESULTS: OVERALL, 2-0; HOME, 2-0; AWAY, 0-0; NEUTRAL, 0-0; SEC, 0-0

[illegible]

&-Hoops For Hope Classic (Columbia, S.C.) | ^-Hoops For Hope Classic (Puerto Vallarta, Mexico) | %-SEC/BIG EAST Challenge | #-Brooklyn Hoops Holiday Invitational (Brooklyn, N.Y.)

2012-13 STARTING LINEUP WIN-LOSS

Guard	Guard	Forward	Forward	Forward	2012-13	Games
Page	Smith	Slawson	Jackson	Carrera	1-0	1
Guard	Guard	Guard	Forward	Forward	2012-13	Games
Page	Smith	Williams	Jackson	Carrera	1-0	1

GAME 1 - SOUTH CAROLINA 82, MILWAUKEE 75 (OT) NOV. 11, 2012/COLONIAL LIFE ARENA

COLUMBIA, S.C. -- Brenton Williams scored 12 of his 14 points in overtime as South Carolina (1-0) overcame a 17-point deficit in the second half to defeat Wisconsin-Milwaukee 82-75 Sunday in Frank Martin's debut as Gamecocks coach.

They trailed 40-23 early in the second half. But Carolina ended the period on a 26-12 run and tied things on two foul shots by freshman Mindaugas Kacinas to force the extra period.

Freshman forward Michael Carrera was stellar in the contest, posting a double-double with 17 points and 15 rebounds. It marked the first double-double by a Gamecock freshman since the 2008 campaign. Kacinas also pulled down double-digit rebounds with 13, while adding eight points.

Senior transfer LaShay Page paced Carolina with 19 points, including 17 in the second half. Williams posted 14 points, including a perfect 8-of-8 performance from the free throw line in overtime.

Jordan Aaron had 28 points to lead the Panthers (1-1).

The teams traded baskets early in the first half before Kacinas assisted Williams on a layup underneath to give Carolina a 14-11 upperhand at the 12:38 mark.

The Panthers responded with an 8-0 run through the under-eight minute media timeout, before a lay-up from Carrera at the 6:21 mark halted the scoring drought for Carolina.

The difference in the first half was eight made 3's from the Panthers, while the Gamecocks were 0-of-8 from beyond the arc. Carrera ended the half with a near double-double, scoring nine points and pulling down nine rebounds, but UWM held a 38-23 upperhand at the break.

Carolina started the second half on a 9-2 run, propelled by a lay-up and two jumpers from Page, which forced an early timeout from Milwaukee.

After the break, stellar play from the Gamecocks brought the score within four at 40-36. Carrera hit a pair of free throws before Kacinas blocked a shot at the opposite end and assisted on Page's fifth made basket of the second half at the 14:32 mark.

Milwaukee extended its lead to 50-36 with 11:53 remaining, but the Gamecocks continued to battle.

The Gamecocks had cut Wisconsin-Milwaukee's lead to 63-58 with 4:32 to go when Theinro Niang hit the team's 13th 3-pointer to give them an eight-point cushion with under 4 minutes to go.

Kacinas began the final charge in regulation with an inside bucket, Carrera had a putback, and Eric Smith drove in for a layup to make it 66-64 with 1:18 to go.

After Niang missed a 3-point try, Kacinas found himself with the ball outside the 3-point line and time running down. He got fouled by Kyle Kelm on the long-range attempt and made 2-of-3 free throws to tie the game.

Carrera got things going in overtime with two foul shots as South Carolina moved in front for the first time since early in the opening half. Kacinas followed with two more foul shots before Williams took over.

Williams scored 12 of Carolina's 16 points in overtime.

***the Associated Press contributed to this report*

GAME 1

Official Basketball Box Score -- Game Totals -- Final Statistics
UW-Milwaukee vs South Carolina
11/11/12 3 p.m. at Columbia, S.C. (Colonial Life Arena)



UW-Milwaukee 75 • 1-1

#	Player		Total		3-Ptr		Rebounds			PF	TP	A TO Blk Stl			Min
			FG-FGA	FG-FGA	FT-FTA	Off	Def	Total	A			TO	Blk	Stl	
16	HARRIS, Demetrius	f	3-7	0-0	0-4	2	0	2	3	6	0	1	0	2	18
42	HAARMSA, James	f	5-9	2-2	2-2	5	5	10	4	14	0	4	0	0	24
46	WOLF, Christian	f	0-1	0-0	2-2	0	1	1	3	2	1	1	0	0	10
01	AARON, Jordan	g	9-24	7-14	3-4	2	2	4	5	28	6	3	0	3	44
10	NIANG, Theinro	g	3-11	2-7	1-4	1	1	2	2	9	2	2	0	2	43
03	KELM, Kyle	g	2-3	1-2	0-0	1	1	2	3	5	3	1	2	0	34
22	RICHARD, Evan	g	0-1	0-0	0-0	0	0	0	1	0	0	1	0	0	3
23	PANOSKE, J.J.	g	0-1	0-0	0-0	0	0	0	0	0	0	1	0	0	1
34	ARIANS, Austin	g	3-7	2-6	0-0	0	1	1	1	8	1	0	0	0	15
44	HAGGERTY, Ryan	g	1-3	0-1	1-3	1	3	4	2	3	4	1	1	0	33
Team			3	4	7	3	4	7							
Totals			26-67	14-33	9-19	15	18	33	24	75	17	15	3	7	225

FG % 1st Half:	13-29	44.8%	2nd half:	11-28	39.3%	OT:	2-10	20.0%	Games:	26-67	38.8%	Deadball	
3FG % 1st Half:	0-14	57.1%	2nd half:	5-13	38.5%	OT:	1-6	16.7%	Games:	14-33	42.4%	Rebounds	
FT % 1st Half:	4-10	40.0%	2nd half:	1-5	20.0%	OT:	4-4	100.0%	Games:	9-19	47.4%	4.1	

South Carolina 82 • 1-0

#	Player		Total		3-Ptr		Rebounds			PF	TP	A TO Blk Stl			Min			
			FG	FGA	FG	FGA	FT	FTA	Off							Def	Tot	
24	CARRERA, Michael	f	6	12	0	0	5	5	7	8	15	4	17	0	2	3	0	29
30	JACKSON, Lakeem	f	6	10	0	0	0	1	5	6	1	12	0	2	1	1	1	40-
08	SLAWSON, RJ	f	0	1	0	0	0	0	2	2	1	0	0	0	0	0	0	14
00	PAGE, LaShay	g	7	18	0	6	5	7	0	1	1	0	19	2	1	0	0	35
06	SMITH, Eric	g	2	9	0	1	2	2	0	1	1	1	6	4	4	1	1	38
01	WILLIAMS, Brenton	g	3	6	0	2	8	8	0	1	1	3	14	0	4	0	1	13
02	RICHARDSON, Brian	g	3	3	0	0	0	0	0	0	0	3	6	2	3	1	1	20
25	KACINAS, Mindaugas	g	1	3	0	1	6	8	6	7	13	2	8	3	1	1	1	31
02	LEONARD, Damien	g	0	1	0	1	0	0	1	0	1	1	0	0	0	0	0	5
Team									2		3		5					
Totals			28-63		0-11		26-31		17		28		45		16		225	

FG % 1st Half:	9-34	26.5%	2nd half:	17-24	70.8%	OT:	2-5	40.0%	Games:	28-63	44.4%	Deadball	
3FG % 1st Half:	0-8	0.0%	2nd half:	0-3	0.0%	OT:	0-0	0.0%	Games:	0-11	0.0%	Rebounds	
FT % 1st Half:	5-6	83.3%	2nd half:	9-13	69.2%	OT:	12-12	100.0%	Games:	26-31	83.9%	4.4	

Officials: Mike Nance, Mike Stephens, Nathan Quick
Technical fouls: UW-Milwaukee-None, South Carolina-None.
Attendance: 7335
Hoops For Hope Classic, Round 1

Score by periods	1st	2nd	OT	Total
UW-Milwaukee	38	28	9	75
South Carolina	23	43	16	82

Points	In	Off	2nd	Fast	Bench
UW-Milwaukee	20	18	10	4	18
SC	46	17	14	12	28

Last FG - UWM 07-01-41, SC 07-01-56.
Largest lead - UWM by 17 2nd-19:16, SC by 7 07-00:11.

Score tied - 3 times.
Lead changed - 8 times.

GAME 2 - SOUTH CAROLINA 87, MORGAN STATE 71 NOV. 16, 2012/COLONIAL LIFE ARENA

COLUMBIA, S.C. - South Carolina (2-0) defeated Morgan State (1-3) 87-71 on Friday night in non-conference action at Colonial Life Arena. Five Gamecocks scored double figures in the match, led by senior guard LaShay Page who scored a game-high 20 points and pulled down five rebounds.

South Carolina junior guards Eric Smith, Brenton Williams and Brian Richardson added 17, 14 and 10 points, respectively, for the Gamecocks. Junior forward R.J. Slawson put up 10 points and brought down seven rebounds and senior forward Lakeem Jackson notched eight points and eight rebounds. Every South Carolina player that registered significant minutes tallied at least two boards in the effort as the Gamecocks out-rebounded the Bears 35-22. South Carolina was without freshman forward Michael Carrera, the reigning SEC Freshman of the Week, due to a concussion.

Two junior guards led the Morgan State effort, Justin Black, who scored 20 points and Anthony Hubbard with 15. Senior forward DeWayne Jackson added 11 on the night. The Bear's leading rebounder was junior center Ian Chiles who came down with five.

Morgan State jumped out to an early lead by capitalizing on chances in transition. The Bears built up a seven-point advantage early in the first half, but could not pull away.

After chipping away at the Morgan State lead, South Carolina tied the game at 22-22. Page ignited a run by jumping on a loose ball and calling timeout to give South Carolina possession. Williams drained a 3-pointer coming out of the timeout to spur a 16-5 Gamecock run. Page added another three and a pair of free throws in the spurt to give the home team an 11-point lead.

The Bears responded with a 10-2 run of their own to pull within three, but could not get any closer. The teams went into the locker room with South Carolina holding a 45-41 advantage.

Coming out of the break, Morgan State pulled within one at 45-44 on a three-point play by Hubbard, but the Gamecocks responded with six unanswered points that included back-to-back buckets by Slawson to firmly take the lead. South Carolina built a 12-point lead midway through the second half and went 9-9 from the free throw line down the stretch to maintain their lead and cruise to a 87-71 win.

GAME 2

Official Basketball Box Score -- Game Totals -- Final Statistics
Morgan State vs South Carolina
11/16/12 7 p.m. at Columbia, S.C. (Colonial Life Arena)

Morgan State 71 • 1-3

#	Player		Total		3-Ptr		Rebounds							PF	TP	A To Blk Stl			Min
			FG	FGA	FG	FGA	FT	FTA	Off	Def	Total	PF	TP			A	To	Blk	
32	JACKSON, DeWayne	f	5-10	1-4	0-0	0-0	1	1	2	3	11	6	8	1	5	37			
50	CHILES, Ian	c	2-3	0-0	1-4	0	5	5	1	5	0	0	0	1	0	14			
05	BLACK, Justin	g	9-13	0-2	2-4	1	0	1	3	20	1	1	0	0	0	33			
11	HUBBARD, Anthony	g	4-8	0-1	7-7	1	0	1	5	15	3	3	0	0	0	32			
22	BOZEMAN, Blake	g	2-8	1-5	2-2	0	1	1	4	7	1	4	0	2	30				
01	PRETLOW, Donte	g	2-5	0-1	0-0	0	1	1	3	4	1	1	0	3	14				
21	BAILEY, Tauron	g	2-2	0-0	0-1	0	1	1	0	4	0	0	0	0	10				
23	SIMPSON, Rasean	g	0-0	0-0	0-0	0	0	0	0	0	0	0	0	0	1				
34	BLOSSOM, Cedric	g	0-2	0-0	0-0	1	2	3	0	0	0	0	0	0	8				
44	DUNCAN, Shaquille	g	2-2	0-0	1-2	1	2	3	1	5	1	2	2	1	21				
Team						1	3	4				1							

FG % 1st Half:	17-29	58.6%	2nd half:	11-24	45.8%	Game:	28-53	52.8%	Deadball	
3FG % 1st Half:	1-5	20.0%	2nd half:	1-8	12.5%	Game:	2-13	15.4%	Rebounds	
FT % 1st Half:	6-13	46.2%	2nd half:	7-7	100.0%	Game:	13-20	65.0%	4.2	

South Carolina 87 • 2-0

#	Player		Total		3-Ptr		Rebounds				PF	TP	A To Blk Stl			Min
			FG	FGA	FG	FGA	FT	FTA	Off	Def			Total	PF	TP	
30	JACKSON, Lakeem	f	3-5	0-0	2-4	2	6	8	3	8	4	2	0	1	34	
33	SLAWSON, RJ	f	4-7	0-0	2-2	6	1	7	5	10	2	3	1	1	26	
00	PAGE, LaShay	g	6-13	2-6	6-6	1	4	5	3	20	1	2	0	2	30	
01	WILLIAMS, Brenton	g	5-13	1-4	3-3	0	3	3	0	14	2	3	0	0	27	
05	SMITH, Eric	g	5-9	1-3	6-9	0	2	2	1	17	0	3	0	0	25	
01	RICHARDSON, Brian	g	4-6	2-3	0-0	1	2	3	4	10	1	1	0	0	19	
25	KACINAS, Mindaugas	g	0-1	0-0	2-2	3	0	3	3	2	0	3	0	1	21	
32	LEONARD, Damien	g	3-3	0-0	0-0	0	2	2	1	6	0	2	1	0	17	
55	PHILLIPS, Shane	g	0-0	0-0	0-0	0	0	0	0	0	0	0	0	0	1	
Team						0	2	2				1				
Totals			30-57	6-16	21-26	13	22	35	20	87	10	37	7	5	200	

FG % 1st Half:	15-30	50.0%	2nd half:	15-27	55.6%	Game:	30-57	52.6%	Deadball	
3FG % 1st Half:	4-8	50.0%	2nd half:	2-8	25.0%	Game:	6-16	37.5%	Rebounds	
FT % 1st Half:	11-14	78.6%	2nd half:	10-12	83.3%	Game:	21-26	80.8%	1	

Officials: Antonio Petty, Rick Hartzell, CJ Washington
Technical fouls: Morgan State-None, South Carolina-None.
Attendance: 8019

Score by periods	1st	2nd	Total
Morgan State	41	30	71
South Carolina	45	42	87

Points	In	Off	2nd	Fast	Bench
MSU	48	20	4	14	13
SC	34	22	19	6	18

Score tied - 3 times.
Lead changed - 1 time.



#30 - LAKEEM JACKSON

SENIOR | FORWARD | 6'5" | 235 | 3 LETTERS

CHARLOTTE, N.C./CHRIST SCHOOL

JACKSON'S CAREER HIGHS

POINTS

19 vs. Baylor (Jan. 2, 2010)

FIELD GOALS

9 vs. Baylor (Jan. 2, 2010)

FIELD GOAL ATTEMPTS

17 vs. Baylor (Jan. 2, 2010)

3-POINT FIELD GOALS

1, three times, last vs. Vanderbilt (Jan. 8, 2011)

3-POINT FIELD GOAL ATTEMPTS

4 vs. Alabama A&M (Nov. 13, 2009)

FREE THROWS

5 vs. Furman (Dec. 21, 2009)

FREE THROW ATTEMPTS

9, twice, last vs. Baylor (Jan. 2, 2010)

REBOUNDS

14 vs. Alabama (March 11, 2010)

ASSISTS

7, at Vanderbilt (Feb. 5, 2011)

BLOCKS

3 vs. Baylor (Jan. 2, 2010)

STEALS

6 vs. Baylor (Jan. 2, 2010)

MINUTES PLAYED

44, vs. WKU (Nov. 27, 2010)

JACKSON'S SEASON HIGHS

POINTS

12, vs. Milwaukee (Nov. 11, 2012)

FIELD GOALS

6, vs. Milwaukee (Nov. 11, 2012)

FIELD GOAL ATTEMPTS

10, vs. Milwaukee (Nov. 11, 2012)

3-POINT FIELD GOALS

-

3-POINT FIELD GOAL ATTEMPTS

-

FREE THROWS

2, vs. Morgan State (Nov. 16, 2012)

FREE THROW ATTEMPTS

4, vs. Morgan State (Nov. 16, 2012)

REBOUNDS

8, vs. Morgan State (Nov. 16, 2012)

ASSISTS

4, vs. Morgan State (Nov. 16, 2012)

BLOCKS

1, vs. Milwaukee (Nov. 11, 2012)

STEALS

1, twice, last vs. Morgan State (Nov. 16, 2012)

MINUTES PLAYED

40, vs. Milwaukee (Nov. 11, 2012)

2012-13

Opponent	Date	GS	Min	FG-FGA	Pct	3FG-FGA	Pct	FT-FTA	Pct	Off	Def	Tot	Avg	PF	FO	A	TO	Blk	Stl	Pts	Avg
MILWAUKEE	11/11/12	*	40	6-10	.600	0-0	.000	0-1	.000	1	5	6	6.0	1	0	0	2	1	1	12	12.0
MORGAN STATE	11/16/12	*	34	3-5	.600	0-0	.000	2-4	.400	2	6	8	7.0	3	0	4	2	0	1	8	10.0
RIDER	11/19/12																				
ELON	11/21/12																				
vs. Missouri State	11/24/12																				
vs. TBA	11/25/12																				
at St. John's	11/29/12																				
CLEMSON	12/2/12																				
JACKSONVILLE ST	12/7/12																				
APPALACHIAN ST	12/19/12																				
vs. Manhattan	12/22/12																				
PRESBYTERIAN	12/29/12																				
SC STATE	1/5/13																				
at Miss State	1/9/13																				
AUBURN	1/12/13																				
at LSU	1/16/13																				
VANDERBILT	1/19/13																				
at Missouri	1/22/13																				
ARKANSAS	1/26/13																				
at Florida	1/30/13																				
GEORGIA	2/2/13																				
at Kentucky	2/5/13																				
TENNESSEE	2/10/13																				
LSU	2/14/13																				
at Alabama	2/16/13																				
OLE MISS	2/20/13																				
at Georgia	2/23/13																				
MISSOURI	2/28/13																				
at Texas A&M	3/2/13																				
MISS STATE	3/6/13																				
at Vanderbilt	3/9/13																				

SEASON NOTES

Earned the start for the season opener vs. Milwaukee (Nov. 11), posting 12 points on 6-of-10 shooting; also collected six rebounds ... Collected a team high eight rebounds and four assists, while adding eight points in 34 minutes vs. Morgan State (Nov. 16) ...

CAREER STATISTICS

Season	GP-GS	Min	Avg	FG	FGA	Pct	3FG	3FGA	Pct	FT	FTA	Pct	Off	Def	Tot	Avg	PF	FO	Ast	TO	Blk	Stl	Pts	Avg
2009-10	31-30	827	26.7	104	206	.505	0	8	.000	16	59	.271	63	91	154	5.0	66	0	59	35	19	47	224	7.2
2010-11	26-25	731	28.1	87	182	.478	3	10	.300	26	62	.419	71	75	146	5.6	40	0	66	46	5	24	203	7.8
2011-12	31-12	526	17.0	43	91	.473	0	2	.000	12	32	.375	31	52	83	2.7	35	1	44	36	3	24	98	3.2
2012-13	2-2	74	37.0	9	15	.600	0	0	.000	2	5	.400	3	11	14	7.0	4	0	4	4	1	2	20	10.0
Totals	90-69	2158	24.0	243	494	.492	3	20	.150	56	158	.354	169	229	397	4.4	145	1	173	121	28	97	545	6.1

CAREER SEC STATISTICS

Season	GP-GS	Min	Avg	FG	FGA	Pct	3FG	3FGA	Pct	FT	FTA	Pct	Off	Def	Tot	Avg	PF	FO	Ast	TO	Blk	Stl	Pts	Avg
2010	16-15	454	28.4	54	101	.535	0	0	.000	3	22	.136	33	48	81	5.1	41	0	32	19	5	21	111	6.9
2011	12-11	335	27.9	33	74	.446	1	3	.333	6	2	.273	30	28	58	4.8	17	0	25	22	1	4	73	6.1
2012	16-2	198	12.4	10	33	.303	0	0	.000	4	10	.400	10	19	29	1.8	12	0	13	11	0	10	24	1.5
Totals	44-28	987	22.4	97	208	.466	1	3	.333	13	34	.382	73	95	168	3.8	70	0	70	52	6	35	208	4.7



#23 - BRUCE ELLINGTON

JUNIOR | GUARD | 5'9" | 197 | 2 LETTERS
MONCKS CORNER, S.C./BERKELEY

ELLINGTON'S CAREER HIGHS

- POINTS**
31, at Furman (Dec. 22, 2010)
- FIELD GOALS**
11, at Furman (Dec. 22, 2010)
- FIELD GOAL ATTEMPTS**
23, at Furman (Dec. 22, 2010)
- 3-POINT FIELD GOALS**
6, twice, last vs. Vanderbilt (Jan. 8, 2011)
- 3-POINT FIELD GOAL ATTEMPTS**
13, twice, last vs. Tennessee (Feb. 16, 2011)
- FREE THROWS**
7, vs. Arkansas (Jan. 19, 2011)
- FREE THROW ATTEMPTS**
11, vs. Arkansas (Jan. 19, 2011)
- REBOUNDS**
8, vs. WKU (Nov. 27, 2010)
- ASSISTS**
8, vs. WKU (Nov. 27, 2010)
- BLOCKS**
1, twice, last vs. Mississippi State (Feb. 29, 2012)
- STEALS**
4, at Michigan State (Nov. 16, 2010)
- MINUTES PLAYED**

ELLINGTON'S SEASON HIGHS

- POINTS**
-
- FIELD GOALS**
-
- FIELD GOAL ATTEMPTS**
-
- 3-POINT FIELD GOALS**
-
- 3-POINT FIELD GOAL ATTEMPTS**
-
- FREE THROWS**
-
- FREE THROW ATTEMPTS**
-
- REBOUNDS**
-
- ASSISTS**
-
- BLOCKS**
-
- STEALS**
-
- MINUTES PLAYED**
-

2012-13

Opponent	Date	GS	Min	FG-FGA	Pct	3FG-FGA	Pct	FT-FTA	Pct	Off	Def	Tot	Avg	PF	FO	A	TO	Blk	Stl	Pts	Avg
MILWAUKEE	11/11/12	-	-	-	-	-	-	DNP - Football	-	-	-	-	-	-	-	-	-	-	-	-	-
MORGAN STATE	11/16/12	-	-	-	-	-	-	DNP - Football	-	-	-	-	-	-	-	-	-	-	-	-	-
RIDER	11/19/12																				
ELON	11/21/12																				
vs. Missouri State	11/24/12																				
vs. TBA	11/25/12																				
at St. John's	11/29/12																				
CLEMSON	12/2/12																				
JACKSONVILLE ST	12/7/12																				
APPALACHIAN ST	12/19/12																				
vs. Manhattan	12/22/12																				
PRESBYTERIAN	12/29/12																				
SC STATE	1/5/13																				
at Miss State	1/9/13																				
AUBURN	1/12/13																				
at LSU	1/16/13																				
VANDERBILT	1/19/13																				
at Missouri	1/22/13																				
ARKANSAS	1/26/13																				
at Florida	1/30/13																				
GEORGIA	2/2/13																				
at Kentucky	2/5/13																				
TENNESSEE	2/10/13																				
LSU	2/14/13																				
at Alabama	2/16/13																				
OLE MISS	2/20/13																				
at Georgia	2/23/13																				
MISSOURI	2/28/13																				
at Texas A&M	3/2/13																				
MISS STATE	3/6/13																				
at Vanderbilt	3/9/13																				

SEASON NOTES

Will join the basketball team at the conclusion of the football season.

CAREER STATISTICS

Season	GP-GS	Min	Avg	FG	FGA	Pct	3FG	3FGA	Pct	FT	FTA	Pct	Off	Def	Tot	Avg	PF	FO	Ast	TO	Blk	Stl	Pts	Avg
2010-11	30-30	928	30.9	138	423	.326	61	198	.308	47	74	.635	25	75	100	3.3	75	0	97	87	0	31	384	12.8
2011-12	24-15	697	29.0	100	280	.357	39	118	.331	26	34	.765	18	37	55	2.3	53	0	74	54	2	16	265	11.0
2012-13																								
Totals	54-45	1625	30.1	238	703	.339	100	316	.316	73	108	.676	43	112	155	2.9	128	0	171	141	2	47	649	12.0

CAREER SEC STATISTICS

Season	GP-GS	Min	Avg	FG	FGA	Pct	3FG	3FGA	Pct	FT	FTA	Pct	Off	Def	Tot	Avg	PF	FO	Ast	TO	Blk	Stl	Pts	Avg
2011	16-16	500	31.3	69	237	.291	31	122	.254	23	35	.657	18	32	50	3.1	41	0	42	43	0	14	192	12.0
2012	16-14	511	31.9	72	209	.344	26	85	.306	18	24	.750	14	28	42	2.6	34	0	58	40	1	14	188	11.8
Totals	32-30	1011	31.6	141	446	.316	57	207	.275	41	59	.694	32	60	92	2.9	75	0	100	83	1	28	380	11.9



#2 - BRIAN RICHARDSON

JUNIOR | GUARD | 6'4" | 175 | 2 LETTERS

WILSON, N.C./GREENFIELD SCHOOL

RICHARDSON'S CAREER HIGHS

POINTS

17, vs. SC State (Jan. 4, 2011)

FIELD GOALS

6, vs. SC State (Jan. 4, 2011)

FIELD GOAL ATTEMPTS

12, vs. Providence (Dec. 1, 2011)

3-POINT FIELD GOALS

5, vs. SC State (Jan. 4, 2011)

3-POINT FIELD GOAL ATTEMPTS

9, twice, last vs. Boston College (Jan. 1, 2011)

FREE THROWS

7, vs. Delaware State (12/1/10)

FREE THROW ATTEMPTS

8, vs. Delaware State (12/1/10)

REBOUNDS

5, vs. USC Upstate (Nov. 23, 2010)

ASSISTS

3, twice, last vs. Delaware State (12/1/10)

BLOCKS

1, 8 times, last vs. Milwaukee (Nov. 11, 2012)

STEALS

2, five times, last vs. Presby. (Dec. 13, 2011)

MINUTES PLAYED

33, at Furman (Dec. 22, 2010)

RICHARDSON'S SEASON HIGHS

POINTS

10, vs. Morgan State (Nov. 16, 2012)

FIELD GOALS

4 vs. Morgan State (Nov. 16, 2012)

FIELD GOAL ATTEMPTS

6, vs. Morgan State (Nov. 16, 2012)

3-POINT FIELD GOALS

2, vs. Morgan State (Nov. 16, 2012)

3-POINT FIELD GOAL ATTEMPTS

3, vs. Morgan State (Nov. 16, 2012)

FREE THROWS

-

FREE THROW ATTEMPTS

-

REBOUNDS

3, vs. Morgan State (Nov. 16, 2012)

ASSISTS

2, vs. Milwaukee (Nov. 11, 2012)

BLOCKS

1, vs. Milwaukee (Nov. 11, 2012)

STEALS

1, vs. Milwaukee (Nov. 11, 2012)

MINUTES PLAYED

20, vs. Milwaukee (Nov. 11, 2012)

2012-13

Opponent	Date	GS	Min	FG-FGA	Pct	3FG-FGA	Pct	FT-FTA	Pct	Off	Def	Tot	Avg	PF	FO	A	TO	Blk	Stl	Pts	Avg
MILWAUKEE	11/11/12		20	3-3	1.000	0-0	.000	0-0	.000	0	0	0	0.0	3	0	2	3	1	1	6	6.0
MORGAN STATE	11/16/12		20	4-6	.778	2-3	.667	0-0	.000	1	2	3	1.5	4	0	1	1	0	0	10	8.0
RIDER	11/19/12																				
ELON	11/21/12																				
vs. Missouri State	11/24/12																				
vs. TBA	11/25/12																				
at St. John's	11/29/12																				
CLEMSON	12/2/12																				
JACKSONVILLE ST	12/7/12																				
APPALACHIAN ST	12/19/12																				
vs. Manhattan	12/22/12																				
PRESBYTERIAN	12/29/12																				
SC STATE	1/5/13																				
at Miss State	1/9/13																				
AUBURN	1/12/13																				
at LSU	1/16/13																				
VANDERBILT	1/19/13																				
at Missouri	1/22/13																				
ARKANSAS	1/26/13																				
at Florida	1/30/13																				
GEORGIA	2/2/13																				
at Kentucky	2/5/13																				
TENNESSEE	2/10/13																				
LSU	2/14/13																				
at Alabama	2/16/13																				
OLE MISS	2/20/13																				
at Georgia	2/23/13																				
MISSOURI	2/28/13																				
at Texas A&M	3/2/13																				
MISS STATE	3/6/13																				
at Vanderbilt	3/9/13																				

SEASON NOTES

Scored six points on a perfect 3-of-3 shooting from the field in the season opener vs. Milwaukee (Nov. 11) ... High scorer off the bench with 10 points on 4-of-6 shooting from the field vs. Morgan State (Nov. 16) ...

CAREER STATISTICS

Season	GP-GS	Min	Avg	FG	FGA	Pct	3FG	3FGA	Pct	FT	FTA	Pct	Off	Def	Tot	Avg	PF	FO	Ast	TO	Blk	Stl	Pts	Avg
2010-11	30-24	582	19.4	53	158	.335	41	122	.336	30	44	.682	5	43	48	1.6	57	1	16	29	6	20	177	5.9
2011-12	25-2	307	12.3	29	97	.299	14	60	.233	7	11	.636	8	17	25	1.0	30	0	10	15	1	6	79	3.2
2012-13	2-0	39	19.5	7	9	.778	2	3	.667	0	0	.000	1	2	3	1.5	7	0	3	4	1	1	16	8.0
Totals	57-26	928	16.3	89	264	.337	57	185	.308	37	55	.673	14	62	76	1.3	94	1	29	48	8	27	272	4.8

CAREER SEC STATISTICS

Season	GP-GS	Min	Avg	FG	FGA	Pct	3FG	3FGA	Pct	FT	FTA	Pct	Off	Def	Tot	Avg	PF	FO	Ast	TO	Blk	Stl	Pts	Avg
2011	16-11	258	16.1	19	68	.276	16	50	.320	10	18	.556	4	18	22	1.4	31	1	3	15	3	11	64	4.0
2012	10-2	92	9.2	8	27	.296	5	17	.294	5	8	.625	2	3	5	0.5	12	0	1	3	0	1	26	2.6
Totals	26-13	350	13.5	27	95	.284	21	67	.313	15	26	.576	6	21	27	1.0	43	1	4	18	3	12	90	3.5



#33 - RJ SLAWSON

JUNIOR | FORWARD | 6'8" | 220 | 2 LETTERS
CHARLESTON, S.C./FORT DORCHESTER

SLAWSON'S CAREER HIGHS

POINTS

13, vs. North Carolina (Nov. 25, 2011)

FIELD GOALS

6, vs. North Carolina (Nov. 25, 2011)

FIELD GOAL ATTEMPTS

10, vs. North Carolina (Nov. 25, 2011)

3-POINT FIELD GOALS

2, 4 times, last vs. SC State (Jan. 3, 2012)

3-POINT FIELD GOAL ATTEMPTS

4, vs. SC State (Jan. 3, 2012)

FREE THROWS

4, 3 times, last vs. Providence (Dec. 1, 2011)

FREE THROW ATTEMPTS

6, vs. Tenn. State (Nov. 20, 2011)

REBOUNDS

14, vs. North Carolina (Nov. 25, 2011)

ASSISTS

3, vs. SC State (Jan. 3, 2012)

BLOCKS

4, vs. North Carolina (Nov. 25, 2011)

STEALS

3, vs. SC State (Jan. 3, 2012)

MINUTES PLAYED

31, vs. North Carolina (Nov. 25, 2011)

SLAWSON'S SEASON HIGHS

POINTS

10, vs. Morgan State (Nov. 16, 2012)

FIELD GOALS

4, vs. Morgan State (Nov. 16, 2012)

FIELD GOAL ATTEMPTS

7, vs. Morgan State (Nov. 16, 2012)

3-POINT FIELD GOALS

-

3-POINT FIELD GOAL ATTEMPTS

-

FREE THROWS

2, vs. Morgan State (Nov. 16, 2012)

FREE THROW ATTEMPTS

2, vs. Morgan State (Nov. 16, 2012)

REBOUNDS

7, vs. Morgan State (Nov. 16, 2012)

ASSISTS

2, vs. Morgan State (Nov. 16, 2012)

BLOCKS

1, vs. Morgan State (Nov. 16, 2012)

STEALS

1, vs. Morgan State (Nov. 16, 2012)

MINUTES PLAYED

26, vs. Morgan State (Nov. 16, 2012)

2012-13

Opponent	Date	GS	Min	FG-FGA	Pct	3FG-FGA	Pct	FT-FTA	Pct	Off	Def	Tot	Avg	PF	FO	A	TO	Blk	Stl	Pts	Avg
MILWAUKEE	11/11/12	*	14	0-1	.000	0-0	.000	0-0	.000	0	2	2	2.0	1	0	0	0	0	0	0	0.0
MORGAN STATE	11/16/12	*	26	4-7	.500	0-0	.000	2-2	1.000	6	1	7	4.5	5	1	2	3	1	1	10	5.0
RIDER	11/19/12																				
ELON	11/21/12																				
vs. Missouri State	11/24/12																				
vs. TBA	11/25/12																				
at St. John's	11/29/12																				
CLEMSON	12/2/12																				
JACKSONVILLE ST	12/7/12																				
APPALACHIAN ST	12/19/12																				
vs. Manhattan	12/22/12																				
PRESBYTERIAN	12/29/12																				
SC STATE	1/5/13																				
at Miss State	1/9/13																				
AUBURN	1/12/13																				
at LSU	1/16/13																				
VANDERBILT	1/19/13																				
at Missouri	1/22/13																				
ARKANSAS	1/26/13																				
at Florida	1/30/13																				
GEORGIA	2/2/13																				
at Kentucky	2/5/13																				
TENNESSEE	2/10/13																				
LSU	2/14/13																				
at Alabama	2/16/13																				
OLE MISS	2/20/13																				
at Georgia	2/23/13																				
MISSOURI	2/28/13																				
at Texas A&M	3/2/13																				
MISS STATE	3/6/13																				
at Vanderbilt	3/9/13																				

SEASON NOTES

Earned the start in season opener vs. Milwaukee (Nov. 11), pulled down just two rebounds in 14 minutes ... Posted 10 points and seven rebounds, including six on the offensive glass, vs. Morgan State (Nov. 16) ...

CAREER STATISTICS

Season	GP-GS	Min	Avg	FG	FGA	Pct	3FG	3FGA	Pct	FT	FTA	Pct	Off	Def	Tot	Avg	PF	FO	Ast	TO	Blk	Stl	Pts	Avg
2010-11	28-0	252	9.0	24	58	.414	6	19	.316	9	11	.818	22	37	59	2.1	40	1	4	14	5	7	63	2.3
2011-12	31-5	553	17.8	52	119	.437	11	41	.268	23	37	.622	50	73	123	4.0	81	1	18	31	20	23	138	4.5
2012-13	2-2	40	20.0	4	8	.500	0	0	.000	2	2	1.000	6	3	9	4.5	6	1	2	3	1	1	10	5.0
Totals	61-7	845	13.9	80	185	.432	17	60	.283	34	50	.680	78	113	191	3.1	127	3	24	48	26	31	211	3.5

CAREER SEC STATISTICS

Season	GP-GS	Min	Avg	FG	FGA	Pct	3FG	3FGA	Pct	FT	FTA	Pct	Off	Def	Tot	Avg	PF	FO	Ast	TO	Blk	Stl	Pts	Avg
2011	15-0	153	10.2	11	32	.344	4	11	.364	4	4	1.000	11	20	31	2.1	27	1	0	4	2	4	30	2.0
2012	16-5	256	16.0	19	46	.413	3	17	.176	9	14	.643	23	27	50	3.1	40	0	7	16	5	10	50	3.1
Totals	31-5	409	13.2	30	78	.384	7	28	.250	13	18	.722	34	47	81	2.6	67	1	7	20	7	14	80	2.6



#5 - ERIC SMITH

JUNIOR | GUARD | 5'11" | 205 | 2 LETTERS
MULLINS, S.C./CHRIST SCHOOL

SMITH'S CAREER HIGHS

POINTS

18, vs. Tenn. State (Nov. 20, 2011)

FIELD GOALS

6, twice, last vs. Providence (Dec. 1, 2011)

FIELD GOAL ATTEMPTS

13, vs. Providence (Dec. 1, 2011)

3-POINT FIELD GOALS

5, vs. Tenn. State (Nov. 20, 2011)

3-POINT FIELD GOAL ATTEMPTS

8, vs. Providence (Dec. 1, 2011)

FREE THROWS

6, vs. Morgan State (Nov. 16, 2012)

FREE THROW ATTEMPTS

9, vs. Morgan State (Nov. 16, 2012)

REBOUNDS

3, 7 times, last at Kentucky (Jan. 7, 2012)

ASSISTS

7, vs. Ole Miss (Feb. 22, 2011)

BLOCKS

1, vs. Milwaukee (Nov. 12, 2012)

STEALS

2, 5 times, last vs. SE Louis. (Dec. 21, 2011)

MINUTES PLAYED

38, vs. Milwaukee (Nov. 11, 2012)

SMITH'S SEASON HIGHS

POINTS

17, vs. Morgan State (Nov. 16, 2012)

FIELD GOALS

5, vs. Morgan State (Nov. 16, 2012)

FIELD GOAL ATTEMPTS

9, vs. Morgan State (Nov. 16, 2012)

3-POINT FIELD GOALS

1, vs. Morgan State (Nov. 16, 2012)

3-POINT FIELD GOAL ATTEMPTS

3, vs. Morgan State (Nov. 16, 2012)

FREE THROWS

6, vs. Morgan State (Nov. 16, 2012)

FREE THROW ATTEMPTS

9, vs. Morgan State (Nov. 16, 2012)

REBOUNDS

2, vs. Morgan State (Nov. 16, 2012)

ASSISTS

4, vs. Milwaukee (Nov. 11, 2012)

BLOCKS

1, vs. Milwaukee (Nov. 11, 2012)

STEALS

1, vs. Milwaukee (Nov. 11, 2012)

MINUTES PLAYED

38, vs. Milwaukee (Nov. 11, 2012)

2012-13

Opponent	Date	GS	Min	FG-FGA	Pct	3FG-FGA	Pct	FT-FTA	Pct	Off	Def	Tot	Avg	PF	FO	A	TO	Blk	Stl	Pts	Avg
MILWAUKEE	11/11/12	*	38	2-9	.222	0-1	.000	2-2	1.000	0	1	1	1.0	1	0	4	1	1	1	6	6.0
MORGAN STATE	11/16/12	*	25	5-9	.389	1-3	.250	6-9	.727	0	2	2	1.5	1	0	0	3	0	0	17	11.5
RIDER	11/19/12																				
ELON	11/21/12																				
vs. Missouri State	11/24/12																				
vs. TBA	11/25/12																				
at St. John's	11/29/12																				
CLEMSON	12/2/12																				
JACKSONVILLE ST	12/7/12																				
APPALACHIAN ST	12/19/12																				
vs. Manhattan	12/22/12																				
PRESBYTERIAN	12/29/12																				
SC STATE	1/5/13																				
at Miss State	1/9/13																				
AUBURN	1/12/13																				
at LSU	1/16/13																				
VANDERBILT	1/19/13																				
at Missouri	1/22/13																				
ARKANSAS	1/26/13																				
at Florida	1/30/13																				
GEORGIA	2/2/13																				
at Kentucky	2/5/13																				
TENNESSEE	2/10/13																				
LSU	2/14/13																				
at Alabama	2/16/13																				
OLE MISS	2/20/13																				
at Georgia	2/23/13																				
MISSOURI	2/28/13																				
at Texas A&M	3/2/13																				
MISS STATE	3/6/13																				
at Vanderbilt	3/9/13																				

SEASON NOTES

Solid in season opener vs. Milwaukee (Nov. 11), posting six points and four assists ...
Was just one point shy of matching career high with 17 vs. Morgan State (Nov. 16) ...
Set career highs with six made free throws and nine attempts vs. the Bears ...

CAREER STATISTICS

Season	GP-GS	Min	Avg	FG	FGA	Pct	3FG	3FGA	Pct	FT	FTA	Pct	Off	Def	Tot	Avg	PF	FO	Ast	TO	Blk	Stl	Pts	Avg
2010-11	28-0	371	13.3	20	66	.303	8	35	.229	20	32	.625	6	16	22	0.8	29	0	42	25	0	6	68	2.4
2011-12	28-13	399	14.3	42	102	.412	20	50	.400	11	18	.611	3	23	26	0.9	27	1	33	36	0	11	115	4.1
2012-13	2-2	63	31.5	7	18	.389	1	4	.250	8	11	.727	0	3	3	1.5	2	0	4	7	1	1	23	11.5
Totals	58-15	833	14.4	69	186	.371	29	89	.326	39	61	.639	9	42	51	0.9	58	1	79	68	1	18	206	3.6

CAREER SEC STATISTICS

Season	GP-GS	Min	Avg	FG	FGA	Pct	3FG	3FGA	Pct	FT	FTA	Pct	Off	Def	Tot	Avg	PF	FO	Ast	TO	Blk	Stl	Pts	Avg
2011	16-0	260	16.3	15	49	.306	6	24	.250	13	17	.765	6	7	13	0.8	18	0	23	15	0	4	49	3.1
2012	13-2	103	7.9	6	26	.231	2	9	.222	6	6	1.000	0	9	9	0.7	4	0	8	8	0	3	20	1.5
Totals	29-2	363	12.5	21	75	.280	8	33	.242	19	23	.826	6	16	22	0.8	22	0	31	23	0	7	69	2.4



#1 - BRENTON WILLIAMS

JUNIOR | GUARD | 5'11" | 175 | 1 LETTER
KISSIMMEE, FLA./OSCEOLA/SANTA FE COLLEGE

WILLIAMS' CAREER HIGHS

POINTS

15, at Ole Miss (Jan. 28, 2012)

FIELD GOALS

5, 4 times, last vs. Morgan State (Nov. 16, 2012)

FIELD GOAL ATTEMPTS

13, vs. Morgan State (Nov. 16, 2012)

3-POINT FIELD GOALS

3, 4 times, last vs. Alabama (March 8, 2012)

3-POINT FIELD GOAL ATTEMPTS

7, twice, last at Arkansas (Feb. 11, 2012)

FREE THROWS

8, twice, last vs. Milwaukee (Nov. 11, 2012)

FREE THROW ATTEMPTS

8, twice, last vs. Milwaukee (Nov. 11, 2012)

REBOUNDS

4, at Florida (Feb. 2, 2012)

ASSISTS

2, 5 times, last vs. Morgan State (Nov. 16, 2012)

BLOCKS

1, twice, last at Florida (Feb. 2, 2012)

STEALS

5, vs. Western Carolina (Nov. 11, 2011)

MINUTES PLAYED

27, twice, last vs. Morgan State (Nov. 16, 2012)

WILLIAMS' SEASON HIGHS

POINTS

14, twice, last vs. Morgan State (Nov. 16, 2012)

FIELD GOALS

5, vs. Morgan State (Nov. 16, 2012)

FIELD GOAL ATTEMPTS

13, vs. Morgan State (Nov. 16, 2012)

3-POINT FIELD GOALS

1, vs. Morgan State (Nov. 16, 2012)

3-POINT FIELD GOAL ATTEMPTS

4, vs. Morgan State (Nov. 16, 2012)

FREE THROWS

8, vs. Milwaukee (Nov. 11, 2012)

FREE THROW ATTEMPTS

8, vs. Milwaukee (Nov. 11, 2012)

REBOUNDS

3, vs. Morgan State (Nov. 16, 2012)

ASSISTS

2, vs. Morgan State (Nov. 16, 2012)

BLOCKS

-

STEALS

1, vs. Milwaukee (Nov. 11, 2012)

MINUTES PLAYED

27, vs. Morgan State (Nov. 16, 2012)

2012-13

Opponent	Date	GS	Min	FG-FGA	Pct	3FG-FGA	Pct	FT-FTA	Pct	Off	Def	Tot	Avg	PF	FO	A	TO	Blk	Stl	Pts	Avg
MILWAUKEE	11/11/12		13	3-6	.500	0-2	.000	8-8	1.000	0	1	1	1.0	3	0	0	4	0	1	14	14.0
MORGAN STATE	11/16/12	*	27	5-13	.421	1-4	.167	3-3	1.000	0	3	3	2.0	0	0	2	3	0	0	14	14.0
RIDER	11/19/12																				
ELON	11/21/12																				
vs. Missouri State	11/24/12																				
vs. TBA	11/25/12																				
at St. John's	11/29/12																				
CLEMSON	12/2/12																				
JACKSONVILLE ST	12/7/12																				
APPALACHIAN ST	12/19/12																				
vs. Manhattan	12/22/12																				
PRESBYTERIAN	12/29/12																				
SC STATE	1/5/13																				
at Miss State	1/9/13																				
AUBURN	1/12/13																				
at LSU	1/16/13																				
VANDERBILT	1/19/13																				
at Missouri	1/22/13																				
ARKANSAS	1/26/13																				
at Florida	1/30/13																				
GEORGIA	2/2/13																				
at Kentucky	2/5/13																				
TENNESSEE	2/10/13																				
LSU	2/14/13																				
at Alabama	2/16/13																				
OLE MISS	2/20/13																				
at Georgia	2/23/13																				
MISSOURI	2/28/13																				
at Texas A&M	3/2/13																				
MISS STATE	3/6/13																				
at Vanderbilt	3/9/13																				

SEASON NOTES

Instrumental in season opener win vs. Milwaukee (Nov. 11), scored 14 points, including 12 during overtime to secure the win; was a perfect 8-of-8 from the free throw line in overtime ... Earned first-career start vs. Morgan State (Nov. 16), posting 14 points and matching career best with two assists ...

CAREER STATISTICS

Season	GP-GS	Min	Avg	FG	FGA	Pct	3FG	3FGA	Pct	FT	FTA	Pct	Off	Def	Tot	Avg	PF	FO	Ast	TO	Blk	Stl	Pts	Avg
2011-12	23-0	323	14.0	46	117	.393	26	66	.394	23	28	.821	4	15	19	0.8	27	1	13	19	2	15	141	6.1
2012-13	2-1	40	20.0	8	19	.421	1	6	.167	11	11	1.000	0	4	4	2.0	3	0	2	7	0	1	28	14.0
Totals	25-1	363	14.5	54	136	.397	27	72	.375	34	39	.872	4	19	23	0.9	30	1	15	26	2	16	169	6.8

CAREER SEC STATISTICS

Season	GP-GS	Min	Avg	FG	FGA	Pct	3FG	3FGA	Pct	FT	FTA	Pct	Off	Def	Tot	Avg	PF	FO	Ast	TO	Blk	Stl	Pts	Avg
2012	15-0	230	15.3	32	83	.386	20	50	.400	11	14	.786	4	12	16	1.1	20	1	7	10	2	7	95	6.3



#45 - CARLTON GEATHERS

R-SO. | FORWARD | 6'10" | 255 | 1 LETTER
GEORGETOWN, S.C./CARVERS BAY

GEATHERS' CAREER HIGHS

POINTS
4, 3 times, last vs. SC State (Jan. 3, 2012)
FIELD GOALS
2, twice, last vs. SC State (Jan. 3, 2012)
FIELD GOAL ATTEMPTS
4, vs. Western Carolina (Nov. 11, 2011)
3-POINT FIELD GOALS
-
3-POINT FIELD GOAL ATTEMPTS
-
FREE THROWS
2, 3 times, last at Tennessee (Feb. 8, 2012)
FREE THROW ATTEMPTS
2, 6 times, last at Georgia (March 3, 2012)
REBOUNDS
6, vs. Western Carolina (Nov. 11, 2011)
ASSISTS
1, vs. SC State (Jan. 3, 2012)
BLOCKS
3, 3 times, last at Georgia (March 3, 2012)
STEALS
2, vs. Vanderbilt (Jan. 10, 2012)
MINUTES PLAYED
21, vs. Tennessee (Feb. 25, 2012)

GEATHERS' SEASON HIGHS

POINTS
-
FIELD GOALS
-
FIELD GOAL ATTEMPTS
-
3-POINT FIELD GOALS
-
3-POINT FIELD GOAL ATTEMPTS
-
FREE THROWS
-
FREE THROW ATTEMPTS
-
REBOUNDS
-
ASSISTS
-
BLOCKS
-
STEALS
-
MINUTES PLAYED
-

2012-13

Opponent	Date	GS	Min	FG-FGA	Pct	3FG-FGA	Pct	FT-FTA	Pct	Off	Def	Tot	Avg	PF	FO	A	TO	Blk	Stl	Pts	Avg
MILWAUKEE	11/11/12	-	-	-	-	-	-	-	DNP - injured	-	-	-	-	-	-	-	-	-	-	-	-
MORGAN STATE	11/16/12	-	-	-	-	-	-	-	DNP - injured	-	-	-	-	-	-	-	-	-	-	-	-
RIDER	11/19/12																				
ELON	11/21/12																				
vs. Missouri State	11/24/12																				
vs. TBA	11/25/12																				
at St. John's	11/29/12																				
CLEMSON	12/2/12																				
JACKSONVILLE ST	12/7/12																				
APPALACHIAN ST	12/19/12																				
vs. Manhattan	12/22/12																				
PRESBYTERIAN	12/29/12																				
SC STATE	1/5/13																				
at Miss State	1/9/13																				
AUBURN	1/12/13																				
at LSU	1/16/13																				
VANDERBILT	1/19/13																				
at Missouri	1/22/13																				
ARKANSAS	1/26/13																				
at Florida	1/30/13																				
GEORGIA	2/2/13																				
at Kentucky	2/5/13																				
TENNESSEE	2/10/13																				
LSU	2/14/13																				
at Alabama	2/16/13																				
OLE MISS	2/20/13																				
at Georgia	2/23/13																				
MISSOURI	2/28/13																				
at Texas A&M	3/2/13																				
MISS STATE	3/6/13																				
at Vanderbilt	3/9/13																				

SEASON NOTES

Out indefinitely after fracturing knee cap during the summer.

CAREER STATISTICS

Season	GP-GS	Min	Avg	FG	FGA	Pct	3FG	3FGA	Pct	FT	FTA	Pct	Off	Def	Tot	Avg	PF	FO	Ast	TO	Blk	Stl	Pts	Avg
2011-12	28-1	219	7.8	10	23	.435	0	0	.000	8	12	.667	15	28	43	1.5	24	0	1	7	17	6	28	1.0
2012-13																								
Totals																								

CAREER SEC STATISTICS

Season	GP-GS	Min	Avg	FG	FGA	Pct	3FG	3FGA	Pct	FT	FTA	Pct	Off	Def	Tot	Avg	PF	FO	Ast	TO	Blk	Stl	Pts	Avg
2012	13-1	98	7.5	2	7	.286	0	0	.000	5	8	.625	6	7	13	1.0	8	0	0	3	7	5	9	0.7



#32 - DAMIEN LEONARD

SOPHOMORE | GUARD | 6'4" | 190 | 1 LETTER
GREENVILLE. S.C./J.L. MANN

LEONARD'S CAREER HIGHS

POINTS

19, vs. Kentucky (Feb. 4, 2012)

FIELD GOALS

7, vs. Kentucky (Feb. 4, 2012)

FIELD GOAL ATTEMPTS

17, vs. Elon (Nov. 15, 2011)

3-POINT FIELD GOALS

5, vs. North Carolina (Nov. 25, 2011)

3-POINT FIELD GOAL ATTEMPTS

11, twice, last vs. N. Carolina (Nov. 25, 2011)

FREE THROWS

2, 5 times, last at Kentucky (Jan. 7, 2012)

FREE THROW ATTEMPTS

4, vs. Tenn. State (Nov. 20, 2011)

REBOUNDS

4, vs. Tennessee (Feb. 25, 2012)

ASSISTS

3, at Ole Miss (Jan. 28, 2012)

BLOCKS

1, 3 times, last vs. Morgan State (Nov. 16, 2012)

STEALS

2, twice, last vs. Tenn. State (Nov. 20, 2011)

MINUTES PLAYED

37, vs. Alabama (March 8, 2012)

LEONARD'S SEASON HIGHS

POINTS

6, vs. Morgan State (Nov. 16, 2012)

FIELD GOALS

3, vs. Morgan State (Nov. 16, 2012)

FIELD GOAL ATTEMPTS

3, vs. Morgan State (Nov. 16, 2012)

3-POINT FIELD GOALS

-

3-POINT FIELD GOAL ATTEMPTS

1, vs. Milwaukee (Nov. 11, 2012)

FREE THROWS

-

FREE THROW ATTEMPTS

-

REBOUNDS

2, vs. Morgan State (Nov. 16, 2012)

ASSISTS

-

BLOCKS

1, vs. Morgan State (Nov. 16, 2012)

STEALS

-

MINUTES PLAYED

17, vs. Morgan State (Nov. 16, 2012)

2012-13

Opponent	Date	GS	Min	FG-FGA	Pct	3FG-FGA	Pct	FT-FTA	Pct	Off	Def	Tot	Avg	PF	FO	A	TO	Blk	Stl	Pts	Avg
MILWAUKEE	11/11/12	5		0-1	.000	0-1	.000	0-0	.000	1	0	1	1.0	1	0	0	0	0	0	0	0.0
MORGAN STATE	11/16/12	17		3-3	.750	0-0	.000	0-0	.000	0	2	2	1.5	1	0	0	2	1	0	6	3.0
RIDER	11/19/12																				
ELON	11/21/12																				
vs. Missouri State	11/24/12																				
vs. TBA	11/25/12																				
at St. John's	11/29/12																				
CLEMSON	12/2/12																				
JACKSONVILLE ST	12/7/12																				
APPALACHIAN ST	12/19/12																				
vs. Manhattan	12/22/12																				
PRESBYTERIAN	12/29/12																				
SC STATE	1/5/13																				
at Miss State	1/9/13																				
AUBURN	1/12/13																				
at LSU	1/16/13																				
VANDERBILT	1/19/13																				
at Missouri	1/22/13																				
ARKANSAS	1/26/13																				
at Florida	1/30/13																				
GEORGIA	2/2/13																				
at Kentucky	2/5/13																				
TENNESSEE	2/10/13																				
LSU	2/14/13																				
at Alabama	2/16/13																				
OLE MISS	2/20/13																				
at Georgia	2/23/13																				
MISSOURI	2/28/13																				
at Texas A&M	3/2/13																				
MISS STATE	3/6/13																				
at Vanderbilt	3/9/13																				

SEASON NOTES

Saw action in the season opener vs. Milwaukee (Nov. 11), but continues to recover from surgery on a broken nose ... Scored six points on a perfect 3-of-3 shooting from the floor vs. Morgan State (Nov. 16) ...

CAREER STATISTICS

Season	GP-GS	Min	Avg	FG	FGA	Pct	3FG	3FGA	Pct	FT	FTA	Pct	Off	Def	Tot	Avg	PF	FO	Ast	TO	Blk	Stl	Pts	Avg
2011-12	31-20	652	21.0	71	230	.309	54	171	.316	15	25	.600	11	31	42	1.4	45	0	14	36	2	14	211	6.8
2012-13	2-0	22	11.0	3	4	.750	0	1	.000	0	0	.000	1	2	3	1.5	2	0	0	2	1	0	6	3.0
Totals	33-20	674	20.4	74	234	.316	54	172	.314	15	25	.600	12	33	45	1.4	47	0	14	38	3	14	217	6.6

CAREER SEC STATISTICS

Season	GP-GS	Min	Avg	FG	FGA	Pct	3FG	3FGA	Pct	FT	FTA	Pct	Off	Def	Tot	Avg	PF	FO	Ast	TO	Blk	Stl	Pts	Avg
2012	16-12	346	21.6	36	117	.308	25	85	.294	4	7	.571	5	15	20	1.3	22	0	7	14	1	7	101	6.3



#55 - SHANE PHILLIPS

SENIOR | GUARD | 5'10" | 170 | 1 LETTER
PITTSBURGH, PA./WHEELING CENTRAL (W.VA.)

PHILLIPS' CAREER HIGHS

- POINTS
1, vs. SC State (Jan. 3, 2012)
- FIELD GOAL ATTEMPTS
3, vs. SC State (Jan. 3, 2012)
- 3-POINT FIELD GOAL ATTEMPTS
2, vs. SC State (Jan. 3, 2012)
- FREE THROWS
1, vs. SC State (Jan. 3, 2012)
- FREE THROW ATTEMPTS
2, vs. SC State (Jan. 3, 2012)
- MINUTES PLAYED
2, vs. SC State (Jan. 3, 2012)

PHILLIPS' SEASON HIGHS

- POINTS
-
- FIELD GOALS
-
- FIELD GOAL ATTEMPTS
-
- 3-POINT FIELD GOALS
-
- 3-POINT FIELD GOAL ATTEMPTS
-
- FREE THROWS
-
- FREE THROW ATTEMPTS
-
- REBOUNDS
-
- ASSISTS
-
- BLOCKS
-
- STEALS
-
- MINUTES PLAYED
1, vs. Morgan State (Nov. 16, 2012)

2012-13

Opponent	Date	GS	Min	FG-FGA	Pct	3FG-FGA	Pct	FT-FTA	Pct	Off	Def	Tot	Avg	PF	FO	A	TO	Blk	Stl	Pts	Avg
MILWAUKEE	11/11/12	-	-	-	-	-	-	-	-	-	-	-	-	-	-	-	-	-	-	-	-
MORGAN STATE	11/16/12	1	0-0	.000	0-0	.000	0-0	.000	0-0	.000	0	0	0.0	0	0	0	0	0	0	0	0.0
RIDER	11/19/12																				
ELON	11/21/12																				
vs. Missouri State	11/24/12																				
vs. TBA	11/25/12																				
at St. John's	11/29/12																				
CLEMSON	12/2/12																				
JACKSONVILLE ST	12/7/12																				
APPALACHIAN ST	12/19/12																				
vs. Manhattan	12/22/12																				
PRESBYTERIAN	12/29/12																				
SC STATE	1/5/13																				
at Miss State	1/9/13																				
AUBURN	1/12/13																				
at LSU	1/16/13																				
VANDERBILT	1/19/13																				
at Missouri	1/22/13																				
ARKANSAS	1/26/13																				
at Florida	1/30/13																				
GEORGIA	2/2/13																				
at Kentucky	2/5/13																				
TENNESSEE	2/10/13																				
LSU	2/14/13																				
at Alabama	2/16/13																				
OLE MISS	2/20/13																				
at Georgia	2/23/13																				
MISSOURI	2/28/13																				
at Texas A&M	3/2/13																				
MISS STATE	3/6/13																				
at Vanderbilt	3/9/13																				

SEASON NOTES

Did not see game action vs. Milwaukee (Nov. 11) ... Played one minute vs. Morgan State (Nov. 16) ...

CAREER STATISTICS

Season	GP-GS	Min	Avg	FG	FGA	Pct	3FG	3FGA	Pct	FT	FTA	Pct	Off	Def	Tot	Avg	PF	FO	Ast	TO	Blk	Stl	Pts	Avg
2011-12	1-0	2	2.0	0	3	.000	0	2	.000	1	2	.500	0	0	0	0.0	0	0	0	1	0	0	1	1.0
2012-13	1-0	1	1.0	0	0	.000	0	0	.000	0	0	.000	0	0	0	0.0	0	0	0	0	0	0	0	0.0
Totals	2-0	3	1.5	0	3	.000	0	2	.000	1	2	.500	0	0	0	0.0	0	0	0	1	0	0	1	0.5



#0 - LASHAY PAGE

SENIOR | GUARD | 6'2" | 195 | 2 LETTERS
DILLON, S.C./CHIPOLA JC/SOUTHERN MISS.

PAGE’S CAREER HIGHS

- POINTS
30, at Colorado State (Nov. 19, 2011)*
- FIELD GOALS
11, at Colorado State (Nov. 19, 2011)*
- FIELD GOAL ATTEMPTS
18, vs. Milwaukee (Nov. 11, 2012)
- 3-POINT FIELD GOALS
8, at Colorado State (Nov. 19, 2011)*
- 3-POINT FIELD GOAL ATTEMPTS
11, three times, last vs. E. Carolina (Jan. 4, 2012)*
- FREE THROWS
7, at McNeese State (Dec. 31, 2011)*
- FREE THROW ATTEMPTS
7, twice, last vs. Milwaukee (Nov. 11, 2012)
- REBOUNDS
10, vs. Memphis (Feb. 1, 2012)*
- ASSISTS
3, at Rice (Jan. 12, 2011)*
- BLOCKS
2, vs. Alcorn State (Dec. 1, 2010)*
- STEALS
2, 5 times, last vs. Morgan State (Nov. 16, 2012)
- MINUTES PLAYED
46 vs. Murray State (Nov. 26, 2011)*

* at Southern Mississippi

PAGE’S SEASON HIGHS

- POINTS
20, vs. Morgan State (Nov. 16, 2012)
- FIELD GOALS
7, vs. Milwaukee (Nov. 11, 2012)
- FIELD GOAL ATTEMPTS
18, vs. Milwaukee (Nov. 11, 2012)
- 3-POINT FIELD GOALS
2, vs. Morgan State (Nov. 16, 2012)
- 3-POINT FIELD GOAL ATTEMPTS
6, twice, last vs. Morgan State (Nov. 16, 2012)
- FREE THROWS
6, vs. Morgan State (Nov. 16, 2012)
- FREE THROW ATTEMPTS
7, vs. Milwaukee (Nov. 11, 2012)
- REBOUNDS
5, vs. Morgan State (Nov. 16, 2012)
- ASSISTS
2, vs. Milwaukee (Nov. 11, 2012)
- BLOCKS
-
- STEALS
2, vs. Morgan State (Nov. 16, 2012)
- MINUTES PLAYED
35, vs. Milwaukee (Nov. 11, 2012)

2012-13

Opponent	Date	GS	Min	FG-FGA	Pct	3FG-FGA	Pct	FT-FTA	Pct	Off	Def	Tot	Avg	PF	FO	A	TO	Blk	Stl	Pts	Avg
MILWAUKEE	11/11/12	*	35	7-18	.389	0-6	.000	5-7	.714	0	1	1	1.0	0	0	2	1	0	0	19	19.0
MORGAN STATE	11/16/12	*	30	6-13	.419	2-6	.167	6-6	.846	1	4	5	3.0	3	0	1	2	0	2	20	19.5
RIDER	11/19/12																				
ELON	11/21/12																				
vs. Missouri State	11/24/12																				
vs. TBA	11/25/12																				
at St. John's	11/29/12																				
CLEMSON	12/2/12																				
JACKSONVILLE ST	12/7/12																				
APPALACHIAN ST	12/19/12																				
vs. Manhattan	12/22/12																				
PRESBYTERIAN	12/29/12																				
SC STATE	1/5/13																				
at Miss State	1/9/13																				
AUBURN	1/12/13																				
at LSU	1/16/13																				
VANDERBILT	1/19/13																				
at Missouri	1/22/13																				
ARKANSAS	1/26/13																				
at Florida	1/30/13																				
GEORGIA	2/2/13																				
at Kentucky	2/5/13																				
TENNESSEE	2/10/13																				
LSU	2/14/13																				
at Alabama	2/16/13																				
OLE MISS	2/20/13																				
at Georgia	2/23/13																				
MISSOURI	2/28/13																				
at Texas A&M	3/2/13																				
MISS STATE	3/6/13																				
at Vanderbilt	3/9/13																				

SEASON NOTES

Scored a team high 19 points, while adding two assists in season opener vs. Milwaukee (Nov. 11); scored 17 points in the second half ... Leading scorer with 20 points in win vs. Morgan State (Nov. 16) ... A perfect 6-of-6 from the free throw line vs. the Bears ...

CAREER STATISTICS

Season	GP-GS	Min	Avg	FG	FGA	Pct	3FG	3FGA	Pct	FT	FTA	Pct	Off	Def	Tot	Avg	PF	FO	Ast	TO	Blk	Stl	Pts	Avg
2010-11*	27-1	490	8.1	57	163	.350	33	97	.340	20	33	.606	3	53	56	2.1	36	1	18	23	3	10	167	6.2
2011-12*	33-32	1213	36.8	127	334	.380	75	213	.352	55	67	.821	20	91	111	3.4	63	1	25	36	2	18	384	11.6
2012-13	2-2	65	32.5	13	31	.419	2	12	.167	11	13	.846	1	5	6	3.0	3	0	3	3	0	2	39	19.5
Totals	62-35	1327	21.4	197	528	.373	110	322	.341	86	113	.761	24	149	173	2.8	102	2	46	62	5	30	590	9.5

* at Southern Mississippi



#24 - MICHAEL CARRERA

FRESHMAN | FORWARD | 6’5” | 212 | HS
ANZOÁTEGUI, VENEZUELA/MONTROSE CHRISTIAN

CARRERA’S SEASON HIGHS

- POINTS
17, vs. Milwaukee (Nov. 11, 2012)
- FIELD GOALS
6, vs. Milwaukee (Nov. 11, 2012)
- FIELD GOAL ATTEMPTS
12, vs. Milwaukee (Nov. 11, 2012)
- 3-POINT FIELD GOALS
-
- 3-POINT FIELD GOAL ATTEMPTS
-
- FREE THROWS
5, vs. Milwaukee (Nov. 11, 2012)
- FREE THROW ATTEMPTS
5, vs. Milwaukee (Nov. 11, 2012)
- REBOUNDS
15, vs. Milwaukee (Nov. 1, 2012)
- ASSISTS
-
- BLOCKS
3, vs. Milwaukee (Nov. 11, 2012)
- STEALS
-
- MINUTES PLAYED
29, vs. Milwaukee (Nov. 11, 2012)

2012-13

Opponent	Date	GS	Min	FG-FGA	Pct	3FG-FGA	Pct	FT-FTA	Pct	Off	Def	Tot	Avg	PF	FO	A	TO	Blk	Stl	Pts	Avg
MILWAUKEE	11/11/12	*	29	6-12	.500	0-0	.000	5-5	1.000	7	8	15	15.0	4	0	0	2	3	0	17	17.0
MORGAN STATE	11/16/12	-	-	-	-	-	-	-	-	-	-	-	-	-	-	-	-	-	-	-	-
RIDER	11/19/12																				
ELON	11/21/12																				
vs. Missouri State	11/24/12																				
vs. TBA	11/25/12																				
at St. John's	11/29/12																				
CLEMSON	12/2/12																				
JACKSONVILLE ST	12/7/12																				
APPALACHIAN ST	12/19/12																				
vs. Manhattan	12/22/12																				
PRESBYTERIAN	12/29/12																				
SC STATE	1/5/13																				
at Miss State	1/9/13																				
AUBURN	1/12/13																				
at LSU	1/16/13																				
VANDERBILT	1/19/13																				
at Missouri	1/22/13																				
ARKANSAS	1/26/13																				
at Florida	1/30/13																				
GEORGIA	2/2/13																				
at Kentucky	2/5/13																				
TENNESSEE	2/10/13																				
LSU	2/14/13																				
at Alabama	2/16/13																				
OLE MISS	2/20/13																				
at Georgia	2/23/13																				
MISSOURI	2/28/13																				
at Texas A&M	3/2/13																				
MISS STATE	3/6/13																				
at Vanderbilt	3/9/13																				

SEASON NOTES

Named the SEC Freshman of the Week on Nov. 12 after posting a double-double with 17 points and 15 rebounds in the season opener vs. Milwaukee (Nov. 11); also blocked a team high three shots ... Missed the Morgan State contest (Nov. 16) due to a concussion.

CAREER STATISTICS

Season	GP-GS	Min	Avg	FG	FGA	Pct	3FG	3FGA	Pct	FT	FTA	Pct	Off	Def	Tot	Avg	PF	FO	Ast	TO	Blk	Stl	Pts	Avg
2012-13	1-1	29	29.0	6	12	.500	0	0	.000	5	5	1.000	7	8	15	15.0	4	0	0	2	3	0	17	17.0



#14 - LAIMONAS CHATKEVICIUS

FRESHMAN | FORWARD | 6’11” | 255 | HS
KLAIPEDA, LITHUANIA/SOUTH KENT SCHOOL (CONN.)

CHATKEVICIUS’ SEASON HIGHS

- POINTS
-
- FIELD GOALS
-
- FIELD GOAL ATTEMPTS
-
- 3-POINT FIELD GOALS
-
- 3-POINT FIELD GOAL ATTEMPTS
-
- FREE THROWS
-
- FREE THROW ATTEMPTS
-
- REBOUNDS
-
- ASSISTS
-
- BLOCKS
-
- STEALS
-
- MINUTES PLAYED
-

2012-13


Opponent	Date	GS	Min	FG-FGA	Pct	3FG-FGA	Pct	FT-FTA	Pct	Off	Def	Tot	Avg	PF	FO	A	TO	Blk	Stl	Pts	Avg
MILWAUKEE	11/11/12	-	-	-	-	-	DNP - NCAA	-	-	-	-	-	-	-	-	-	-	-	-	-	-
MORGAN STATE	11/16/12	-	-	-	-	-	DNP - NCAA	-	-	-	-	-	-	-	-	-	-	-	-	-	-
RIDER	11/19/12																				
ELON	11/21/12																				
vs. Missouri State	11/24/12																				
vs. TBA	11/25/12																				
at St. John's	11/29/12																				
CLEMSON	12/2/12																				
JACKSONVILLE ST	12/7/12																				
APPALACHIAN ST	12/19/12																				
vs. Manhattan	12/22/12																				
PRESBYTERIAN	12/29/12																				
SC STATE	1/5/13																				
at Miss State	1/9/13																				
AUBURN	1/12/13																				
at LSU	1/16/13																				
VANDERBILT	1/19/13																				
at Missouri	1/22/13																				
ARKANSAS	1/26/13																				
at Florida	1/30/13																				
GEORGIA	2/2/13																				
at Kentucky	2/5/13																				
TENNESSEE	2/10/13																				
LSU	2/14/13																				
at Alabama	2/16/13																				
OLE MISS	2/20/13																				
at Georgia	2/23/13																				
MISSOURI	2/28/13																				
at Texas A&M	3/2/13																				
MISS STATE	3/6/13																				
at Vanderbilt	3/9/13																				

SEASON NOTES

Will miss the first six games of the 2012-13 season, as the NCAA has determined that he received impermissible benefits from his host family prior to enrolling at the University of South Carolina.

CAREER STATISTICS

Season	GP-GS	Min	Avg	FG	FGA	Pct	3FG	3FGA	Pct	FT	FTA	Pct	Off	Def	Tot	Avg	PF	FO	Ast	TO	Blk	Stl	Pts	Avg
2012-13																								



#12 - AUSTIN CONSTABLE

FRESHMAN | GUARD | 6'0" | 175 | HS
WEST CHESTER, PA./HENDERSON

CONSTABLE'S SEASON HIGHS

- POINTS
-
- FIELD GOALS
-
- FIELD GOAL ATTEMPTS
-
- 3-POINT FIELD GOALS
-
- 3-POINT FIELD GOAL ATTEMPTS
-
- FREE THROWS
-
- FREE THROW ATTEMPTS
-
- REBOUNDS
-
- ASSISTS
-
- BLOCKS
-
- STEALS
-
- MINUTES PLAYED
-

2012-13

Opponent	Date	GS	Min	FG-FGA	Pct	3FG-FGA	Pct	FT-FTA	Pct	Off	Def	Tot	Avg	PF	FO	A	TO	Blk	Stl	Pts	Avg
MILWAUKEE	11/11/12	-	-	-	-	-	-	-DNP - coach's decision	-	-	-	-	-	-	-	-	-	-	-	-	-
MORGAN STATE	11/16/12	-	-	-	-	-	-	-DNP - coach's decision	-	-	-	-	-	-	-	-	-	-	-	-	-
RIDER	11/19/12																				
ELON	11/21/12																				
vs. Missouri State	11/24/12																				
vs. TBA	11/25/12																				
at St. John's	11/29/12																				
CLEMSON	12/2/12																				
JACKSONVILLE ST	12/7/12																				
APPALACHIAN ST	12/19/12																				
vs. Manhattan	12/22/12																				
PRESBYTERIAN	12/29/12																				
SC STATE	1/5/13																				
at Miss State	1/9/13																				
AUBURN	1/12/13																				
at LSU	1/16/13																				
VANDERBILT	1/19/13																				
at Missouri	1/22/13																				
ARKANSAS	1/26/13																				
at Florida	1/30/13																				
GEORGIA	2/2/13																				
at Kentucky	2/5/13																				
TENNESSEE	2/10/13																				
LSU	2/14/13																				
at Alabama	2/16/13																				
OLE MISS	2/20/13																				
at Georgia	2/23/13																				
MISSOURI	2/28/13																				
at Texas A&M	3/2/13																				
MISS STATE	3/6/13																				
at Vanderbilt	3/9/13																				

SEASON NOTES

Did not see game action vs. Milwaukee (Nov. 11).

CAREER STATISTICS

Season	GP-GS	Min	Avg	FG	FGA	Pct	3FG	3FGA	Pct	FT	FTA	Pct	Off	Def	Tot	Avg	PF	FO	Ast	TO	Blk	Stl	Pts	Avg
2012-13																								



#25 - MINDAUGAS KACINAS

FRESHMAN | FORWARD | 6'7" | 210 | HS
KLAIPEDA, LITHUANIA/WORD OF LIFE FIRE TRADITIONAL SCHOOL

KACINAS' SEASON HIGHS

- POINTS**
8, vs. Milwaukee (Nov. 11, 2012)
- FIELD GOALS**
1, vs. Milwaukee (Nov. 11, 2012)
- FIELD GOAL ATTEMPTS**
3, vs. Milwaukee (Nov. 11, 2012)
- 3-POINT FIELD GOALS**
-
- 3-POINT FIELD GOAL ATTEMPTS**
1, vs. Milwaukee (Nov. 11, 2012)
- FREE THROWS**
6, vs. Milwaukee (Nov. 11, 2012)
- FREE THROW ATTEMPTS**
8, vs. Milwaukee (Nov. 11, 2012)
- REBOUNDS**
13, vs. Milwaukee (Nov. 11, 2012)
- ASSISTS**
3, vs. Milwaukee (Nov. 11, 2012)
- BLOCKS**
1, vs. Milwaukee (Nov. 11, 2012)
- STEALS**
1, twice, last vs. Morgan State (Nov. 16, 2012)
- MINUTES PLAYED**
31, vs. Milwaukee (Nov. 11, 2012)

2012-13

Opponent	Date	GS	Min	FG-FGA	Pct	3FG-FGA	Pct	FT-FTA	Pct	Off	Def	Tot	Avg	PF	FO	A	TO	Blk	Stl	Pts	Avg
MILWAUKEE	11/11/12	31	1-3	.333	0-1	1.000	6-8	.750	6	7	13	13.0	2	0	3	1	1	1	8	8.0	
MORGAN STATE	11/16/12	21	0-1	.250	0-0	.000	2-2	.800	3	0	3	8.0	3	0	0	3	0	1	2	5.0	
RIDER	11/19/12																				
ELON	11/21/12																				
vs. Missouri State	11/24/12																				
vs. TBA	11/25/12																				
at St. John's	11/29/12																				
CLEMSON	12/2/12																				
JACKSONVILLE ST	12/7/12																				
APPALACHIAN ST	12/19/12																				
vs. Manhattan	12/22/12																				
PRESBYTERIAN	12/29/12																				
SC STATE	1/5/13																				
at Miss State	1/9/13																				
AUBURN	1/12/13																				
at LSU	1/16/13																				
VANDERBILT	1/19/13																				
at Missouri	1/22/13																				
ARKANSAS	1/26/13																				
at Florida	1/30/13																				
GEORGIA	2/2/13																				
at Kentucky	2/5/13																				
TENNESSEE	2/10/13																				
LSU	2/14/13																				
at Alabama	2/16/13																				
OLE MISS	2/20/13																				
at Georgia	2/23/13																				
MISSOURI	2/28/13																				
at Texas A&M	3/2/13																				
MISS STATE	3/6/13																				
at Vanderbilt	3/9/13																				

SEASON NOTES

Collected 13 rebounds, including six on the offensive glass, and tied the contest with 18 seconds remaining in regulation on two free throws to send the game to overtime in season opener win vs. Milwaukee (Nov. 11) ... Scored two points and collected three rebounds vs. Morgan State (Nov. 16) ...

CAREER STATISTICS

Season	GP-GS	Min	Avg	FG	FGA	Pct	3FG	3FGA	Pct	FT	FTA	Pct	Off	Def	Tot	Avg	PF	FO	Ast	TO	Blk	Stl	Pts	Avg
2012-13	2-0	52	26.0	1	4	.250	0	1	.000	8	10	.800	9	7	16	8.0	5	0	3	4	1	2	10	5.0



#35 - BRIAN STEELE

FRESHMAN | FORWARD | 6’5” | 196 | HS
GREENVILLE, S.C./WADE HAMPTON SCHOOL

STEELE’S SEASON HIGHS

- POINTS
-
- FIELD GOALS
-
- FIELD GOAL ATTEMPTS
-
- 3-POINT FIELD GOALS
-
- 3-POINT FIELD GOAL ATTEMPTS
-
- FREE THROWS
-
- FREE THROW ATTEMPTS
-
- REBOUNDS
-
- ASSISTS
-
- BLOCKS
-
- STEALS
-
- MINUTES PLAYED
-

2012-13

Opponent	Date	GS	Min	FG-FGA	Pct	3FG-FGA	Pct	FT-FTA	Pct	Off	Def	Tot	Avg	PF	FO	A	TO	Blk	Stl	Pts	Avg
MILWAUKEE	11/11/12	-	-	-	-	-DNP - suspended	-	-	-	-	-	-	-	-	-	-	-	-	-	-	-
MORGAN STATE	11/16/12	-	-	-	-	-DNP - suspended	-	-	-	-	-	-	-	-	-	-	-	-	-	-	-
RIDER	11/19/12																				
ELON	11/21/12																				
vs. Missouri State	11/24/12																				
vs. TBA	11/25/12																				
at St. John's	11/29/12																				
CLEMSON	12/2/12																				
JACKSONVILLE ST	12/7/12																				
APPALACHIAN ST	12/19/12																				
vs. Manhattan	12/22/12																				
PRESBYTERIAN	12/29/12																				
SC STATE	1/5/13																				
at Miss State	1/9/13																				
AUBURN	1/12/13																				
at LSU	1/16/13																				
VANDERBILT	1/19/13																				
at Missouri	1/22/13																				
ARKANSAS	1/26/13																				
at Florida	1/30/13																				
GEORGIA	2/2/13																				
at Kentucky	2/5/13																				
TENNESSEE	2/10/13																				
LSU	2/14/13																				
at Alabama	2/16/13																				
OLE MISS	2/20/13																				
at Georgia	2/23/13																				
MISSOURI	2/28/13																				
at Texas A&M	3/2/13																				
MISS STATE	3/6/13																				
at Vanderbilt	3/9/13																				

SEASON NOTES

Suspended per athletic department policy.

CAREER STATISTICS

Season	GP-GS	Min	Avg	FG	FGA	Pct	3FG	3FGA	Pct	FT	FTA	Pct	Off	Def	Tot	Avg	PF	FO	Ast	TO	Blk	Stl	Pts	Avg
2012-13																								

THE LAST TIME...

AN INDIVIDUAL PLAYER...

Scored 20 or more points:	South Carolina: LaShay Page (20) vs. Morgan State, Nov. 16, 2012 in Columbia, S.C. Opponent: Justin Black (20) Morgan State, Nov. 16, 2012 in Columbia, S.C.
Scored 30 or more points:	South Carolina: Bruce Ellington, 31, at Furman, Dec. 22, 2010 in Greenville, S.C. Opponent: Deshaun Thomas, 30, Ohio State, Dec. 17, 2011 in Columbia, S.C.
Scored 35 or more points:	South Carolina: Devan Downey, 36 at Florida, Jan. 23, 2010 in Gainesville, Fla. Opponent: Joe Crawford (Kentucky), 35, March 5, 2008 in Columbia
Scored 40 or more points:	South Carolina: N/A thru 1992-93 season Opponent: Austin Carr (Notre Dame), 43, Dec. 30, 1969 in New Orleans, La.
Collected 20 or more rebounds:	South Carolina: Emmett Hall, 23 vs. College of Charleston, Dec. 22, 1993 in Columbia Opponent: Ekpe Udoh (Baylor), 20, Jan. 2, 2010 in Columbia
Collected 15 or more rebounds:	South Carolina: Michael Carrera (15), vs. Milwaukee, Nov. 11, 2012 Opponent: Jared Sullinger (Ohio State), 19, Dec. 18, 2010 in Columbus, Ohio
Made 12 or more field goals:	South Carolina: Devan Downey, 12 vs. Georgia, Jan. 30, 2010 in Columbia Opponent: Deshaun Thomas, 13, Ohio State, Dec. 17, 2011 in Columbia, S.C.
Made 10 or more field goals:	South Carolina: Bruce Ellington, 11 vs. Furman, Dec. 22, 2010 in Greenville, S.C. Opponent: Deshaun Thomas, 13, Ohio State, Dec. 17, 2011 in Columbia, S.C.
Attempted 20 or more field goals:	South Carolina: Bruce Ellington (20) vs. Tennessee, Feb 25, 2012, in Columbia, S.C. Opponent: Zach Graham (20), Ole Miss, Feb. 22, 2011 in Columbia
Attempted 25 or more field goals:	South Carolina: Devan Downey, 25, at Kentucky, Feb. 25, 2010 in Lexington, Ky. Opponent: Kemmy Burgess (Alaska-Anchorage), 26, Nov. 24, 2005 in Anchorage, AK
Dished 10 or more assists:	South Carolina: Devan Downey, 11, vs. LSU, March 13, 2008 in Atlanta, Ga. Opponent: 11, Dee Bost, Mississippi State, Feb. 29, 2012 in Columbia, S.C.
Swiped 5 or more steals:	South Carolina: Brenton Williams, 5, vs. Western Carolina, Nov. 11, 2011 in Columbia Opponent: 5, DeWayne Jackson, Morgan State, Nov. 16, 2012 in Columbia, S.C.
Blocked 5 or more shots:	South Carolina: Damontre Harris, 5, vs. Georgia, Feb. 15, 2012 in Columbia, S.C. Opponent: Festus Ezeli (5), Vanderbilt, Feb. 22, 2012, in Nashville, Tenn.
Made 5 or more 3-point field goals:	South Carolina: Bruce Ellington (5) vs. Wofford, Dec. 28, 2011 in Columbia, S.C. Opponent: Jordan Aaron (7), Milwaukee, Nov. 11, 2012 in Columbia, S.C.
Attempted 8 or more 3-point field goals:	South Carolina: Damien Leonard (10), vs. Alabama, March 8, 2012 Opponent: Jordan Aaron (14), Milwaukee, Nov. 11, 2012 in Columbia, S.C.
Made 10 or more free throws:	South Carolina: Malik Cooke, 10, vs. Miss Valley State, Nov. 22, 2011 in Columbia, S.C. Opponent: Gerard Coleman (10), Providence, Dec. 1, 2011 in Columbia, S.C.
Attempted 15 or more free throws:	South Carolina: Mike Boynton (19) vs. Arkansas, March 11, 2004 in Atlanta, Ga. Opponent: Amu Saaka (Furman), 14, Dec. 22, 2010 in Greenville, S.C.
Played all 40 minutes of regulation:	South Carolina: Devan Downey, 40, vs. Tennessee, March 14, 2008 in Atlanta, Ga. Opponent: Brad Loesing & Kevin Giltner, Wofford, Dec. 28, 2011 in Columbia, S.C.
A player hit a last-second shot to win a game:	South Carolina: Bruce Ellington vs. Alabama (Jan. 25, 2012) in Columbia, S.C. Opponent: Brian Bryant, Mississippi State, Feb. 29, 2012 in Columbia, S.C.
A player had a double-double:	South Carolina: Michael Carrera (17 points, 15 rebounds), vs. Milwaukee, Nov. 11, 2012 in Columbia, S.C. Opponent: James Haarsma (14 points, 10 rebounds), Milwaukee, Nov. 11, 2012 in Columbia, S.C.
Two or more players had a double-double:	South Carolina: Dominique Archie (12 points, 10 rebounds) & Mike Holmes (14 points, 13 rebounds) vs. Winthrop, Nov. 16, 2008 in Columbia Opponent: Renardo Sidney (12 points, 14 rebounds), Arnett Moultrie (15 points, 12 rebounds), Mississippi State, Feb. 29, 2012 in Columbia, S.C.
A player had a triple-double:	South Carolina: Sam Muldrow (16 points, 14 rebounds, 10 blocks) vs. Vanderbilt, Jan. 8, 2011 in Columbia *** Only second triple-double in South Carolina history (Chuck Eidson (25 points, 10 rebounds, 10 assists), vs. SC State, Nov. 29, 2002 in Columbia) Opponent: Daniel Hackett (Southern California - 22 points, 10 rebounds, 10 assists), Nov. 17, 2007 in Columbia
Scored 30 or more points in back-to-back games:	South Carolina: Devan Downey, 30 vs. Kentucky (Jan. 26, 2010) in Columbia 33 vs. Georgia (Jan. 30, 2010) in Columbia
Scored 25 or more points in back-to-back games:	South Carolina: Devan Downey, 33 vs. Georgia (Jan. 30, 2010) in Columbia 26 at Tennessee (Feb. 6, 2010) in Knoxville, Tenn.

A TEAM...

Scored 100 or more points:	South Carolina: 103 vs. The Citadel (Nov. 12, 2007) in Columbia Opponent: 107, Vanderbilt (Feb. 17, 1996) in Nashville, Tenn.
Scored 50 points or less:	South Carolina: 48 at Vanderbilt, Feb. 22, 2012, in Nashville, Tenn. Opponent: 45, Wofford, Dec. 28, 2011 in Columbia, S.C.
Scored 50 points in a half:	South Carolina: 51 (2nd half; Nov. 12, 2010) vs. Elon in Columbia Opponent: 52 (1st half), Kentucky, Feb. 4, 2012, in Columbia, S.C.
Failed to score 25 points in a half:	South Carolina: 23 (1st half) vs. Milwaukee, Nov. 11, 2012 in Columbia, S.C. Opponent: 22 (1st half), Vanderbilt, Feb. 22, 2012, in Nashville, Tenn.

Collected 50 or more rebounds:	South Carolina: 53 vs. WKU, Nov. 27, 2010 in Bowling Green, Ky. Opponent: 52, WKU, Nov. 27, 2010 in Bowling Green, Ky.
Shot 60% or better from the field:	South Carolina: 60.8% (31-51) at Western Carolina (Nov. 18, 2005) in Cullowhee, N.C. Opponent: 61.1% (33-54), Vanderbilt (Jan. 16, 2010) in Columbia
Shot 50% or better from the field:	South Carolina: 52.6 (30-57) vs. Morgan State, Nov. 16, 2012 in Columbia, S.C. Opponent: 52.8 (28-53) Morgan State, Nov. 16, 2012 in Columbia, S.C.
Shot less than 30% from the field:	South Carolina: 29.9% (20-67) vs. Ole Miss, March 10, 2011 in Atlanta, Ga. Opponent: 25.9% (15-58), USC Upstate (Nov. 23, 2010) in Columbia
Shot 50% or better from 3-point range (at least 10 attempts):	South Carolina: 55.0% (11-20) vs. Wofford, Dec. 28, 2011 Opponent: 50.0% (5-10), LSU, Feb. 18, 2012 in Columbia, S.C.
Shot 20% or less from 3-point range (at least 10 attempts):	South Carolina: 0.0% (0-11), vs. Milwaukee, Nov. 11, 2012 in Columbia, S.C. Opponent: 15.4% (2-13) Morgan State, Nov. 16, 2012 in Columbia, S.C.
Dished 20 or more assists:	South Carolina: 23 vs. Elon (Nov. 12, 2010) in Columbia Opponent: 22, vs. North Carolina, Nov. 25, 2011 in Las Vegas, Nevada
Made 35 or more shots:	South Carolina: 35 vs. Elon (Nov. 19, 2010) in Columbia Opponent: 35, Tennessee (March 5, 2009) in Columbia
Attempted 80 or more shots:	South Carolina: 83 vs. WKU (Nov. 27, 2010) in Bowling Green, Ky. Opponent: 83, LSU (Feb. 10, 1996) in Columbia
Attempted 70 or more shots:	South Carolina: 72, vs. Providence, Dec. 1, 2011 in Columbia Opponent: 79, WKU (Nov. 27, 2010) in Bowling Green, Ky.
Made 10 or more 3-pointers:	South Carolina: 10, vs. Mississippi State, Feb. 29, 2012 in Columbia, S.C. Opponent: 14, Milwaukee, Nov. 11, 2012 in Columbia, S.C.
Did not make a 3-pointer:	South Carolina: 0, vs. Milwaukee, Nov. 11, 2012 in Columbia, S.C. Opponent: 0, Alabama (Jan. 12, 2011) in Tuscaloosa, Ala.
Attempted 30 or more 3-pointers:	South Carolina: 31 vs. Alabama, Jan. 25, 2012 in Columbia, S.C. Opponent: 33, Milwaukee, Nov. 11, 2012 in Columbia, S.C.
Attempted 25 or more 3-pointers:	South Carolina: 25, at Arkansas, Feb. 11, 2012 in Fayetteville, Ark. Opponent: 33, Milwaukee, Nov. 11, 2012 in Columbia, S.C.
Made 30 or more free throws:	South Carolina: 32 vs. Vanderbilt (Jan. 28, 2009) in Columbia Opponent: 31, Florida (Feb. 3, 2009) in Gainesville, Fla.
Attempted 40 or more free throws:	South Carolina: 44 vs. Georgia Southern (Nov. 16, 2009) in Columbia Opponent: 40, Florida (Feb. 3, 2009) in Gainesville, Fla.
Swiped 15 or more steals:	South Carolina: 15 vs. Vanderbilt (Jan. 16, 2010) in Columbia Opponent: 17, Indiana (Nov. 8, 1998) in Indianapolis, Ind.
Blocked 12 or more shots:	South Carolina: 12, vs. Vanderbilt, Jan. 8, 2011 in Columbia Opponent: 13, Syracuse (Jan. 21, 1999) in Syracuse, N.Y.
Blocked 8 or more shots:	South Carolina: 8, vs. Georgia, Feb. 15, 2012 in Columbia, S.C. Opponent: 9, Vanderbilt, Feb. 22, 2012, in Nashville, Tenn.
Won by 30 or more points:	South Carolina: 35 vs. SC State (91-56), Jan. 4, 2011 in Columbia Opponent: 34, 86-52, Kentucky, Feb. 4, 2012, in Columbia, S.C.
Won by 20 or more points:	South Carolina: 28 vs. SC State, Jan. 3, 2012 in Columbia, S.C. Opponent: 34, 86-52, Kentucky, Feb. 4, 2012, in Columbia, S.C.
Played a single overtime game:	Win: 82-75 vs. Milwaukee, Nov. 11, 2012, in Columbia, S.C. Loss: 69-67, vs. Mississippi State, Feb. 29, 2012 in Columbia, S.C.
Played a double overtime game:	Win: 87-85 vs. WKU (Nov. 27, 2010) in Bowling Green, Ky. Loss: 98-88 vs. Louisville (Feb. 20, 1988) in Columbia
South Carolina played a No. 1 Team in the country:	Win: 68-62 vs. Kentucky (Jan. 26, 2010) in Columbia Loss: 86-52 loss vs. No. 1/1 Kentucky, Feb. 4, 2012, in Columbia, S.C.
South Carolina played a top-5 opponent:	Win: 68-62 vs. No. 1/1 Kentucky (Jan. 26, 2010) in Columbia Loss: 86-52 loss vs. No. 1/1 Kentucky, Feb. 4, 2012, in Columbia, S.C.
South Carolina played a top-10 opponent:	Win: 68-62 vs. No. 1/1 Kentucky (Jan. 26, 2010) in Columbia Loss: 86-52 loss vs. No. 1/1 Kentucky, Feb. 4, 2012, in Columbia, S.C.
South Carolina played a top-25 opponent:	Win: 83-75 (OT) win over No. 22/24 Vanderbilt, Jan. 8, 2011 in Columbia Loss: 86-52 loss vs. No. 1/1 Kentucky, Feb. 4, 2012, in Columbia, S.C.
South Carolina defeated a ranked opponent:	Home: 83-75 vs. No. 22/24 Vanderbilt (Jan. 8, 2011) in Columbia <u>Away: 77-73 at No. 13/19 Vanderbilt (March 6, 2010) in Nashville, Tenn.</u> SEC Home: 83-75 vs. No. 22/24 Vanderbilt (Jan. 8, 2011) in Columbia SEC Away: 77-73 at No. 13/19 Vanderbilt (March 6, 2010) in Nashville, Tenn. Non-conference away: 85-84 at No. 19/20 Baylor (Jan. 2, 2009) in Waco, Texas
A South Carolina win opened up the season:	Home: 82-75 (OT), vs. Milwaukee, Nov. 11, 2012, in Columbia, S.C. Away: 81-63 win at Western Carolina (Nov. 12, 2005) in Cullowhee, N.C. Neutral: 74-61 win vs. Chaminade (Nov. 19, 2001) in Maui, Hawaii (Maui Invite)
South Carolina opened up SEC play:	Home: 83-75 win vs. No. 22/24 Vanderbilt (Jan. 8, 2011) in Columbia Away: 79-64 loss vs. No. 2/2 Kentucky (Jan. 7, 2012) in Lexington, Ky.



2011-12 South Carolina Basketball
South Carolina Combined Team Statistics (as of Nov 16, 2012)
All games

RECORD:	OVERALL	HOME	AWAY	NEUTRAL
ALL GAMES	2-0	2-0	0-0	0-0
CONFERENCE	0-0	0-0	0-0	0-0
NON-CONFERENCE	2-0	2-0	0-0	0-0

##	Player	gp-gs	min	avg	Total		3-Point		F-Throw		Rebounds				pf	dq	a	to	blk	stl	pts	avg
					fg-fga	fg%	3fg-fga	3fg%	ft-fa	ft%	off	def	tot	avg								
00	PAGE, LaShay	2-2	65	32.5	13-31	.419	2-12	.167	11-13	.846	1	5	6	3.0	3	0	3	3	0	2	39	19.5
24	CARRERA, Michael	1-1	29	29.0	6-12	.500	0-0	.000	5-5	1.000	7	8	15	15.0	4	0	0	2	3	0	17	17.0
01	WILLIAMS, Brenton	2-1	40	20.0	8-19	.421	1-6	.167	11-11	1.000	0	4	4	2.0	3	0	2	7	0	1	28	14.0
05	SMITH, Eric	2-2	63	31.5	7-18	.389	1-4	.250	8-11	.727	0	3	3	1.5	2	0	4	7	1	1	23	11.5
30	JACKSON, Lakeem	2-2	74	37.0	9-15	.600	0-0	.000	2-5	.400	3	11	14	7.0	4	0	4	4	1	2	20	10.0
02	RICHARDSON, Brian	2-0	39	19.5	7-9	.778	2-3	.667	0-0	.000	1	2	3	1.5	7	0	3	4	1	1	16	8.0
33	SLAWSON, RJ	2-2	40	20.0	4-8	.500	0-0	.000	2-2	1.000	6	3	9	4.5	6	1	2	3	1	1	10	5.0
25	KACINAS, Mindaugas	2-0	52	26.0	1-4	.250	0-1	.000	8-10	.800	9	7	16	8.0	5	0	3	4	1	2	10	5.0
32	LEONARD, Damien	2-0	22	11.0	3-4	.750	0-1	.000	0-0	.000	1	2	3	1.5	2	0	0	2	1	0	6	3.0
55	PHILLIPS, Shane	1-0	1	1.0	0-0	.000	0-0	.000	0-0	.000	0	0	0	0.0	0	0	0	0	0	0	0	0.0
Team											2	5	7					1				
Total.....		2	425		58-120	.483	6-27	.222	47-57	.825	30	50	80	40.0	36	1	21	37	9	10	169	84.5
Opponents.....		2	425		54-120	.450	16-46	.348	22-39	.564	21	34	55	27.5	44	-	30	35	7	18	146	73.0

TEAM STATISTICS	SC	OPP
SCORING	169	146
Points per game	84.5	73.0
Scoring margin	+11.5	-
FIELD GOALS-ATT	58-120	54-120
Field goal pct	.483	.450
3 POINT FG-ATT	6-27	16-46
3-point FG pct	.222	.348
3-pt FG made per game	3.0	8.0
FREE THROWS-ATT	47-57	22-39
Free throw pct	.825	.564
F-Throws made per game	23.5	11.0
REBOUNDS	80	55
Rebounds per game	40.0	27.5
Rebounding margin	+12.5	-
ASSISTS	21	30
Assists per game	10.5	15.0
TURNOVERS	37	35
Turnovers per game	18.5	17.5
Turnover margin	-1.0	-
Assist/turnover ratio	0.6	0.9
STEALS	10	18
Steals per game	5.0	9.0
BLOCKS	9	7
Blocks per game	4.5	3.5
ATTENDANCE	15354	0
Home games-Avg/Game	2-7677	0-0
Neutral site-Avg/Game	-	0-0

Date	Opponent	Score	Att.
& 11/11/12	UW-MILWAUKEE	Wot 82-75	7335
11/16/12	MORGAN STATE	w 87-71	8019

* = Conference game
& = Hoops For Hope Classic (Columbia, S.C.)

Score by Periods	1st	2nd	OT	Totals
South Carolina	68	85	16	169
Opponents	79	58	9	146



2011-12 South Carolina Basketball
South Carolina Team Game-by-Game Comparison (as of Nov 18, 2012)
All games

Opponent	1st	2nd	Score	Mar	Total FG	FG Pct	3-Pointers	3FG Pct	Free Throws	FT Pct	Rebounds	Assist	T/Over	Block	Steal	Fouls
UW-MILWAUKEE	23/38	43/28	82-75	+7	28-63/26-67	.444/.388	0-11/14-33	.000/.424	26-31/9-19	.839/.474	45/33 +12	11/17	17/15	7/3	5/7	16/24
MORGAN STATE	45/41	42/30	87-71	+16	30-57/28-53	.526/.528	6-16/2-13	.375/.154	21-26/13-20	.808/.650	35/22 +13	10/13	20/20	2/4	5/11	20/20

Note: Game totals are displayed in the format TEAM/OPPONENT for each category



2011-12 South Carolina Basketball
South Carolina Team High/Low Analysis (as of Nov 18, 2012)
All games

South Carolina - TEAM GAME HIGHS

POINTS	87	MORGAN STATE (11/16/12)
	82	UW-MILWAUKEE (11/11/12)
FIELD GOALS MADE	30	MORGAN STATE (11/16/12)
	28	UW-MILWAUKEE (11/11/12)
FIELD GOAL ATTEMPTS	63	UW-MILWAUKEE (11/11/12)
	57	MORGAN STATE (11/16/12)
FIELD GOAL PERCENTAGE	.526 (30-57)	MORGAN STATE (11/16/12)
	.444 (28-63)	UW-MILWAUKEE (11/11/12)
3 PT FIELD GOALS MADE	6	MORGAN STATE (11/16/12)
3 PT FG ATTEMPTS	16	MORGAN STATE (11/16/12)
	11	UW-MILWAUKEE (11/11/12)
3 PT FG PERCENTAGE	.375 (6-16)	MORGAN STATE (11/16/12)
	.000 (0-11)	UW-MILWAUKEE (11/11/12)
FREE THROWS MADE	26	UW-MILWAUKEE (11/11/12)
	21	MORGAN STATE (11/16/12)
FREE THROW ATTEMPTS	31	UW-MILWAUKEE (11/11/12)
	26	MORGAN STATE (11/16/12)
FREE THROW PERCENTAGE	.839 (26-31)	UW-MILWAUKEE (11/11/12)
	.808 (21-26)	MORGAN STATE (11/16/12)
REBOUNDS	45	UW-MILWAUKEE (11/11/12)
	35	MORGAN STATE (11/16/12)
ASSISTS	11	UW-MILWAUKEE (11/11/12)
	10	MORGAN STATE (11/16/12)
STEALS	5	MORGAN STATE (11/16/12)
	5	UW-MILWAUKEE (11/11/12)
BLOCKED SHOTS	7	UW-MILWAUKEE (11/11/12)
	2	MORGAN STATE (11/16/12)
TURNOVERS	20	MORGAN STATE (11/16/12)
	17	UW-MILWAUKEE (11/11/12)
FOULS	20	MORGAN STATE (11/16/12)
	16	UW-MILWAUKEE (11/11/12)



2011-12 South Carolina Basketball
South Carolina High/Low Analysis (as of Nov 18, 2012)
All games

Opponent - GAME HIGHS

POINTS	75	UW-MILWAUKEE (11/11/12)
	71	MORGAN STATE (11/16/12)
FIELD GOALS MADE	28	MORGAN STATE (11/16/12)
	26	UW-MILWAUKEE (11/11/12)
FIELD GOAL ATTEMPTS	67	UW-MILWAUKEE (11/11/12)
	53	MORGAN STATE (11/16/12)
FIELD GOAL PERCENTAGE	.528 (28-53)	MORGAN STATE (11/16/12)
	.388 (26-67)	UW-MILWAUKEE (11/11/12)
3 PT FIELD GOALS MADE	14	UW-MILWAUKEE (11/11/12)
	2	MORGAN STATE (11/16/12)
3 PT FG ATTEMPTS	33	UW-MILWAUKEE (11/11/12)
	13	MORGAN STATE (11/16/12)
3 PT FG PERCENTAGE	.424 (14-33)	UW-MILWAUKEE (11/11/12)
	.154 (2-13)	MORGAN STATE (11/16/12)
FREE THROWS MADE	13	MORGAN STATE (11/16/12)
	9	UW-MILWAUKEE (11/11/12)
FREE THROW ATTEMPTS	20	MORGAN STATE (11/16/12)
	19	UW-MILWAUKEE (11/11/12)
FREE THROW PERCENTAGE	.650 (13-20)	MORGAN STATE (11/16/12)
	.474 (9-19)	UW-MILWAUKEE (11/11/12)
REBOUNDS	33	UW-MILWAUKEE (11/11/12)
	22	MORGAN STATE (11/16/12)
ASSISTS	17	UW-MILWAUKEE (11/11/12)
	13	MORGAN STATE (11/16/12)
STEALS	11	MORGAN STATE (11/16/12)
	7	UW-MILWAUKEE (11/11/12)
BLOCKED SHOTS	4	MORGAN STATE (11/16/12)
	3	UW-MILWAUKEE (11/11/12)
TURNOVERS	20	MORGAN STATE (11/16/12)
	15	UW-MILWAUKEE (11/11/12)
FOULS	24	UW-MILWAUKEE (11/11/12)
	20	MORGAN STATE (11/16/12)



2011-12 South Carolina Basketball
South Carolina High/Low Analysis (as of Nov 18, 2012)
All games

South Carolina - GAME LOWS

POINTS	82	UW-MILWAUKEE (11/11/12)
	87	MORGAN STATE (11/16/12)
FIELD GOALS MADE	28	UW-MILWAUKEE (11/11/12)
	30	MORGAN STATE (11/16/12)
FIELD GOAL ATTEMPTS	57	MORGAN STATE (11/16/12)
	63	UW-MILWAUKEE (11/11/12)
FIELD GOAL PERCENTAGE	.444 (28-63)	UW-MILWAUKEE (11/11/12)
	.526 (30-57)	MORGAN STATE (11/16/12)
3 PT FIELD GOALS MADE	0	UW-MILWAUKEE (11/11/12)
	6	MORGAN STATE (11/16/12)
3 PT FG ATTEMPTS	11	UW-MILWAUKEE (11/11/12)
	16	MORGAN STATE (11/16/12)
3 PT FG PERCENTAGE	.000 (0-11)	UW-MILWAUKEE (11/11/12)
	.375 (6-16)	MORGAN STATE (11/16/12)
FREE THROWS MADE	21	MORGAN STATE (11/16/12)
	26	UW-MILWAUKEE (11/11/12)
FREE THROW ATTEMPTS	26	MORGAN STATE (11/16/12)
	31	UW-MILWAUKEE (11/11/12)
FREE THROW PERCENTAGE	.808 (21-26)	MORGAN STATE (11/16/12)
	.839 (26-31)	UW-MILWAUKEE (11/11/12)
REBOUNDS	35	MORGAN STATE (11/16/12)
	45	UW-MILWAUKEE (11/11/12)
ASSISTS	10	MORGAN STATE (11/16/12)
	11	UW-MILWAUKEE (11/11/12)
STEALS	5	UW-MILWAUKEE (11/11/12)
	5	MORGAN STATE (11/16/12)
BLOCKED SHOTS	2	MORGAN STATE (11/16/12)
	7	UW-MILWAUKEE (11/11/12)
TURNOVERS	17	UW-MILWAUKEE (11/11/12)
	20	MORGAN STATE (11/16/12)
FOULS	16	UW-MILWAUKEE (11/11/12)
	20	MORGAN STATE (11/16/12)



2011-12 South Carolina Basketball
South Carolina High/Low Analysis (as of Nov 18, 2012)
All games

Opponent - GAME LOWS

POINTS	71	MORGAN STATE (11/16/12)
	75	UW-MILWAUKEE (11/11/12)
FIELD GOALS MADE	26	UW-MILWAUKEE (11/11/12)
	28	MORGAN STATE (11/16/12)
FIELD GOAL ATTEMPTS	53	MORGAN STATE (11/16/12)
	67	UW-MILWAUKEE (11/11/12)
FIELD GOAL PERCENTAGE	.388 (26-67)	UW-MILWAUKEE (11/11/12)
	.528 (28-53)	MORGAN STATE (11/16/12)
3 PT FIELD GOALS MADE	2	MORGAN STATE (11/16/12)
	14	UW-MILWAUKEE (11/11/12)
3 PT FG ATTEMPTS	13	MORGAN STATE (11/16/12)
	33	UW-MILWAUKEE (11/11/12)
3 PT FG PERCENTAGE	.154 (2-13)	MORGAN STATE (11/16/12)
	.424 (14-33)	UW-MILWAUKEE (11/11/12)
FREE THROWS MADE	9	UW-MILWAUKEE (11/11/12)
	13	MORGAN STATE (11/16/12)
FREE THROW ATTEMPTS	19	UW-MILWAUKEE (11/11/12)
	20	MORGAN STATE (11/16/12)
FREE THROW PERCENTAGE	.474 (9-19)	UW-MILWAUKEE (11/11/12)
	.650 (13-20)	MORGAN STATE (11/16/12)
REBOUNDS	22	MORGAN STATE (11/16/12)
	33	UW-MILWAUKEE (11/11/12)
ASSISTS	13	MORGAN STATE (11/16/12)
	17	UW-MILWAUKEE (11/11/12)
STEALS	7	UW-MILWAUKEE (11/11/12)
	11	MORGAN STATE (11/16/12)
BLOCKED SHOTS	3	UW-MILWAUKEE (11/11/12)
	4	MORGAN STATE (11/16/12)
TURNOVERS	15	UW-MILWAUKEE (11/11/12)
	20	MORGAN STATE (11/16/12)
FOULS	20	MORGAN STATE (11/16/12)
	24	UW-MILWAUKEE (11/11/12)



2011-12 South Carolina Basketball
South Carolina Player High/Low Analysis (as of Nov 18, 2012)
All games

South Carolina - I N D I V I D U A L G A M E H I G H S

Points	20	PAGE, LaShay vs Morgan State (11/16/12)
	19	PAGE, LaShay vs UW-Milwaukee (11/11/12)
	17	SMITH, Eric vs Morgan State (11/16/12)
	17	CARRERA, Michael vs UW-Milwaukee (11/11/12)
	14	WILLIAMS, Brenton vs Morgan State (11/16/12)
	14	WILLIAMS, Brenton vs UW-Milwaukee (11/11/12)
Field Goals Made	7	PAGE, LaShay vs UW-Milwaukee (11/11/12)
	6	PAGE, LaShay vs Morgan State (11/16/12)
	6	CARRERA, Michael vs UW-Milwaukee (11/11/12)
	6	JACKSON, Lakeem vs UW-Milwaukee (11/11/12)
Field Goal Att.	18	PAGE, LaShay vs UW-Milwaukee (11/11/12)
	13	PAGE, LaShay vs Morgan State (11/16/12)
	13	WILLIAMS, Brenton vs Morgan State (11/16/12)
FG Pct (min 5 made)	.600 (6-10)	JACKSON, Lakeem vs UW-Milwaukee (11/11/12)
	.556 (5-9)	SMITH, Eric vs Morgan State (11/16/12)
3-Point FG Made	2	PAGE, LaShay vs Morgan State (11/16/12)
	2	RICHARDSON, Brian vs Morgan State (11/16/12)
3-Point FG Att.	6	PAGE, LaShay vs Morgan State (11/16/12)
	6	PAGE, LaShay vs UW-Milwaukee (11/11/12)
3-Pt FG Pct (min 2 made)	.667 (2-3)	RICHARDSON, Brian vs Morgan State (11/16/12)
	.333 (2-6)	PAGE, LaShay vs Morgan State (11/16/12)
Free Throws Made	8	WILLIAMS, Brenton vs UW-Milwaukee (11/11/12)
	6	PAGE, LaShay vs Morgan State (11/16/12)
	6	SMITH, Eric vs Morgan State (11/16/12)
	6	KACINAS, Mindaugas vs UW-Milwaukee (11/11/12)
Free Throw Att.	9	SMITH, Eric vs Morgan State (11/16/12)
	8	KACINAS, Mindaugas vs UW-Milwaukee (11/11/12)
	8	WILLIAMS, Brenton vs UW-Milwaukee (11/11/12)
FT Pct (min 3 made)	1.000 (8-8)	WILLIAMS, Brenton vs UW-Milwaukee (11/11/12)
	1.000 (6-6)	PAGE, LaShay vs Morgan State (11/16/12)
	1.000 (5-5)	CARRERA, Michael vs UW-Milwaukee (11/11/12)
	1.000 (3-3)	WILLIAMS, Brenton vs Morgan State (11/16/12)
Rebounds	15	CARRERA, Michael vs UW-Milwaukee (11/11/12)
	13	KACINAS, Mindaugas vs UW-Milwaukee (11/11/12)
Assists	4	JACKSON, Lakeem vs Morgan State (11/16/12)
	4	SMITH, Eric vs UW-Milwaukee (11/11/12)
Steals	2	PAGE, LaShay vs Morgan State (11/16/12)
	1	KACINAS, Mindaugas vs Morgan State (11/16/12)
	1	SLAWSON, RJ vs Morgan State (11/16/12)
	1	JACKSON, Lakeem vs Morgan State (11/16/12)
	1	KACINAS, Mindaugas vs UW-Milwaukee (11/11/12)
	1	JACKSON, Lakeem vs UW-Milwaukee (11/11/12)
	1	RICHARDSON, Brian vs UW-Milwaukee (11/11/12)
	1	SMITH, Eric vs UW-Milwaukee (11/11/12)
	1	WILLIAMS, Brenton vs UW-Milwaukee (11/11/12)
Blocked Shots	3	CARRERA, Michael vs UW-Milwaukee (11/11/12)
	1	SLAWSON, RJ vs Morgan State (11/16/12)
	1	LEONARD, Damien vs Morgan State (11/16/12)
	1	JACKSON, Lakeem vs UW-Milwaukee (11/11/12)
	1	KACINAS, Mindaugas vs UW-Milwaukee (11/11/12)
	1	SMITH, Eric vs UW-Milwaukee (11/11/12)
	1	RICHARDSON, Brian vs UW-Milwaukee (11/11/12)
Turnovers	4	SMITH, Eric vs UW-Milwaukee (11/11/12)

Fouls	4	WILLIAMS, Brenton vs UW-Milwaukee (11/11/12)
	5	SLAWSON, RJ vs Morgan State (11/16/12)
	4	RICHARDSON, Brian vs Morgan State (11/16/12)
	4	CARRERA, Michael vs UW-Milwaukee (11/11/12)



2011-12 South Carolina Basketball
South Carolina Opponent High/Low Analysis (as of Nov 18, 2012)
All games

OPPONENT INDIVIDUAL GAME HIGHS

Points	28	AARON, Jordan vs UW-Milwaukee (11/11/12)
	20	BLACK,Justin vs Morgan State (11/16/12)
	15	HUBBARD,Anthony vs Morgan State (11/16/12)
	14	HAARSMA, James vs UW-Milwaukee (11/11/12)
	11	JACKSON,DeWayne vs Morgan State (11/16/12)
Field Goals Made	9	BLACK,Justin vs Morgan State (11/16/12)
	9	AARON, Jordan vs UW-Milwaukee (11/11/12)
Field Goal Att.	24	AARON, Jordan vs UW-Milwaukee (11/11/12)
	13	BLACK,Justin vs Morgan State (11/16/12)
FG Pct (min 5 made)	.692 (9-13)	BLACK,Justin vs Morgan State (11/16/12)
	.556 (5-9)	HAARSMA, James vs UW-Milwaukee (11/11/12)
3-Point FG Made	7	AARON, Jordan vs UW-Milwaukee (11/11/12)
	2	NIANG, Thierno vs UW-Milwaukee (11/11/12)
	2	ARIANS, Austin vs UW-Milwaukee (11/11/12)
	2	HAARSMA, James vs UW-Milwaukee (11/11/12)
3-Point FG Att.	14	AARON, Jordan vs UW-Milwaukee (11/11/12)
	7	NIANG, Thierno vs UW-Milwaukee (11/11/12)
3-Pt FG Pct (min 2 made)	1.000 (2-2)	HAARSMA, James vs UW-Milwaukee (11/11/12)
	.500 (7-14)	AARON, Jordan vs UW-Milwaukee (11/11/12)
Free Throws Made	7	HUBBARD,Anthony vs Morgan State (11/16/12)
	3	AARON, Jordan vs UW-Milwaukee (11/11/12)
Free Throw Att.	7	HUBBARD,Anthony vs Morgan State (11/16/12)
	4	CHILES,Ian vs Morgan State (11/16/12)
	4	BLACK,Justin vs Morgan State (11/16/12)
	4	NIANG, Thierno vs UW-Milwaukee (11/11/12)
	4	AARON, Jordan vs UW-Milwaukee (11/11/12)
	4	HARRIS, Demetrius vs UW-Milwaukee (11/11/12)
FT Pct (min 3 made)	1.000 (7-7)	HUBBARD,Anthony vs Morgan State (11/16/12)
	.750 (3-4)	AARON, Jordan vs UW-Milwaukee (11/11/12)
Rebounds	10	HAARSMA, James vs UW-Milwaukee (11/11/12)
	5	CHILES,Ian vs Morgan State (11/16/12)
Assists	6	JACKSON,DeWayne vs Morgan State (11/16/12)
	6	AARON, Jordan vs UW-Milwaukee (11/11/12)
Steals	5	JACKSON,DeWayne vs Morgan State (11/16/12)
	3	PRETLOW,Donte vs Morgan State (11/16/12)
	3	AARON, Jordan vs UW-Milwaukee (11/11/12)
Blocked Shots	2	DUNCAN,Shaquille vs Morgan State (11/16/12)
	2	KELM, Kyle vs UW-Milwaukee (11/11/12)
Turnovers	8	JACKSON,DeWayne vs Morgan State (11/16/12)
	4	BOZEMAN,Blake vs Morgan State (11/16/12)
	4	HAARSMA, James vs UW-Milwaukee (11/11/12)
Fouls	5	HUBBARD,Anthony vs Morgan State (11/16/12)
	5	AARON, Jordan vs UW-Milwaukee (11/11/12)