



SOUTH CAROLINA VOLLEYBALL

UPCOMING OPPONENTS

 at Mississippi State (5-12, 0-2 SEC) Fri., Oct. 3, 8 PM <i>Newell-Grissom Building</i> Series History SC leads 28-11 Trend SC has won 7 of last 10 Last Time MSU won 3-0 (10/18/13)	 at Auburn (9-7, 1-2 SEC) Sun., Oct. 5, 2:30 PM <i>Auburn Arena</i> Series History SC leads 21-14 Trend AU has won 7 of last 10 Last Time AU won 3-0 (10/27/13)	 at Alabama (14-2, 2-0 SEC) Sun., Oct. 12, 4 PM <i>Foster Auditorium</i> Series History UA leads 24-18 Trend UA has won 6 of last 10 Last Time UA won 3-0 (11/15/13)	 Florida (8-3, 2-0 SEC) Wed., Oct. 15, 6 PM <i>CVC</i> Series History UF leads 49-7 Trend UF has won 14 straight Last Time UF won 3-0 (11/13/13)
--	--	--	--

2014 SCHEDULE (11-3, 1-1 SEC)

DATE	OPPONENT (TV)	RESULT/TIME
8/29	Gardner-Webb	W, 3-0
8/30	Jacksonville (SEC Net+)	W, 3-1
	Georgia Tech (SEC Net+)	W, 3-1
9/5	vs. Clemson#	L, 3-1
9/6	vs. Furman#	L, 3-2
	at Winthrop#	W, 3-0
9/12	at Campbell^	W, 3-0
9/13	vs. Elon^	W, 3-0
	vs. North Florida^	W, 3-1
9/19	Norfolk State& (SEC Net+)	W, 3-0
	Eastern Ky.& (SEC Net+)	W, 3-2
9/20	The Citadel& (SEC Net+)	W, 3-0
9/26	Ole Miss* (SEC Network)	W, 3-2
9/28	Kentucky* (SEC Net+)	L, 3-1
10/3	at Mississippi St.* (SEC Net+)	8 PM
10/5	at Auburn*	2:30 PM
10/12	at Alabama* (SEC Network)	4 PM
10/15	Florida* (ESPN)	6 PM
10/19	Texas A&M* (SEC Net+)	1:30 PM
10/21	at Coastal Carolina	6 PM
10/24	Mississippi St.* (SEC Net+)	7 PM
10/26	Missouri* (SEC Net+)	1:30 PM
10/31	at LSU*	8 PM
11/2	at Ole Miss* (SEC Network)	2 PM
11/9	Alabama* (SEC Network)	4 PM
11/14	at Arkansas* (SEC Net+)	8 PM
11/16	Auburn* (SEC Net+)	1:30 PM
11/19	at Tennessee* (ESPN)	6 PM
11/23	at Georgia* (SEC Net+)	1:30 PM
11/26	at Florida* (SEC Net+)	7 PM
11/29	LSU* (SEC Net+)	1:30 PM

INSIDE

NOTES (p. 2-13)

- ✓ South Carolina team notes (p. 2)
- ✓ Recap of last week (p. 2)
- ✓ Gamecocks in SEC, NCAA stats (p. 2)
- ✓ Carolina in road matches (p. 2)
- ✓ Scouting opponents (p. 2-3)
- ✓ Block party (p. 3)
- ✓ Sister act (p. 4)
- ✓ Double-doubles, match-by-match leaders & starters, season stats (p. 5-9)
- ✓ Career, match records (p. 10-13)

PERSONNEL PAGES (p. 14-31)

- ✓ Head coach Scott Swanson's bio (p. 14)
- ✓ 2014 active players' individual pages (p. 15-30)
- ✓ Spot chart (p. 31)

2014 ROSTER

NO	NAME	HT	POS	YR	EXP	HOMETOWN (LAST SCHOOL)
3	Dessaa Legros	5-10	MB/OH	SO	1L	Kennesaw, Ga. (Allatoona)
4	Darian Dozier	6-1	MB/RS	JR	2L	Sandy Spring, Md. (St. Johns College)
5	Taylr McNeil	6-2	OH	FR	HS	Eagan, Minn. (Eagan)
6	Sarah Blomgren	5-11	RS/OH	JR	2L	Canyon Country, Calif. (Saugus)
7	Jacqy Angermiller	6-2	MB/RS	SO	1L	Dallas, Texas (LD Bell)
8	Kellie McNeil	6-0	S	RS JR	1L	Eagan, Minn. (Minnesota)
9	Megan Kirkland	5-7	DS/Libero	SO	1L	Lugoff, S.C. (Lugoff-Elgin)
10	Mikaela Christiaansen	5-9	Libero	SR	1L	Tucson, Ariz. (Pepperdine)
11	Allie Monserez	5-9	S	FR	HS	Windermere, Fla. (Bishop Moore)
13	Caroline Cann	6-0	OH	SR	HS	Landrum, S.C. (Presbyterian)
14	Katlyn McDaniel	6-0	MB	SO	1L	Columbia, S.C. (Spring Valley)
16	KoKo Atoa-Williams	5-10	OH	SO	1L	Reno, Nev. (Bishop Manogue)
17	Elizabeth Johnbull	6-0	MB	JR	2L	Pflugerville, Texas (Connally)
18	Diara Lewis	5-11	OH	JR	TR	Columbia, S.C. (Md. Eastern Shore)
20	Abby Feruck	6-0	MB/RS	SO	1L	Atlanta, Ga. (Blessed Trinity)
21	Jordan Wilson-Talmadge	5-7	DS/Libero	SO	1L	Orlando, Fla. (First Academy)
25	Courtney McKeag	6-0	MB/OH	FR	HS	San Juan Capistrano, Calif. (San Juan Hills)

Manager: Morgan Page

All times Eastern

Home matches in **bold**

% Gamecock Invitational

Carolina Challenge at Winthrop

^ Campbell Invitational

& Carolina Classic

* SEC match

GAMECOCK STAFF

Head Coach	Scott Swanson
Alma Mater	Arizona State, 1995
Overall Record (Years)	105-113 (8th)
SC Record (Years)	55-52 (4th)
Assistant Coach/Rec. Coordinator	Dottie Porch
Alma Mater	IPFW, 1998
Year at SC	1st
Assistant Coach	RJ Abella
Alma Mater	Wichita State, 2009
Year at SC	2nd
Volunteer Assistant	Shonda Cole
Director of Operations	Amanda Brungs
Graduate Assistant	Kristen Dozier

QUICK FACTS

Location	Columbia, S.C.
Founded	1801
Enrollment	31,964
Colors	Garnet (PMS 202C) & Black
Nickname	Gamecocks
Affiliation	NCAA Division I
Conference	Southeastern (Eastern Division)
President	Dr. Harris Pastides
Athletic Director	Ray Tanner
Home Court	Carolina Volleyball Center
2013 Record	12-19
2013 Conference Record	3-15
2013 Conference Finish	T-11th
Starters Returning/Lost +Libero	4+L/2
Letterwinners Returning/Lost	13/3
Newcomers	5

MEDIA INFORMATION

Director of Media Relations	Steve Fink
Asst. Director/Volleyball	Justin Holt
Office Phone	(803) 777-7872
Email	jnholt@mailbox.sc.edu
Personal Phone	(803) 447-9959
Office Fax	(803) 777-2967
Department Website	GamecocksOnline.com
Dept. Facebook	/GamecocksOnline
Team Facebook	/GamecockVolleyball
Dept. Twitter	@GamecocksOnline
Team Twitter	@GamecockVolley
Mailing Address	1304 Heyward St. Rice Athletics Center Columbia, SC 29208

PRONUNCIATION GUIDE

KoKo Atoa-Williams	Uh-TOE-uh
Sarah Blomgren	BLOHM-grin
Mikaela Christiaansen	Mi-KAY-la
Dessaa Legros	Luh-GROSS
Allie Monserez	Mohn-sir-RAY
Jordan Wilson-Talmdge	TAL-mehj

ABBREVIATIONS

When needing to abbreviate South Carolina for your scoreboard or broadcast boxes, the preferred shortenings are S. Carolina or SC. Please refrain from using USC or SCAR when referring to the University of South Carolina. Proper logos and wordmarks can be emailed for use by any media outlet upon request. Thanks.

NOTEWORTHY**SOUTH CAROLINA AT A GLANCE**

- The Gamecocks are 11-3 on the season and 1-1 in SEC play.
- Carolina's eight-match winning streak was snapped with a loss to Kentucky (9/28).
- When outhitting opponents, the Gamecocks are 9-0 on the season. Carolina is outhitting opponents .241-.127 in wins and is being outhit .229-.163 in losses.
- The Gamecocks have used six different starting lineups this season.
- Junior middle blocker Darian Dozier, sophomore outside hitter KoKo Atoa-Williams and freshman outside hitter Taylr McNeil have started every match, while senior Mikaela Christiaansen has been libero all 14 matches.

A LOOK BACK AT OPENING SEC PLAY

- South Carolina went 1-1 to open SEC play last weekend, defeating Ole Miss 3-2 and losing to No. 14 Kentucky 3-1.
- The Gamecocks came back from a 2-0 deficit to defeat the Rebels, the first time a Carolina team has lost the first two sets and came back to win since rallying from a 2-0 deficit to defeat Alabama on Nov. 13, 2005.
- Junior setter Kellie McNeil fell one dig shy of a triple-double vs. Ole Miss, with 38 assists, a career-high 10 kills (.667), nine digs and six blocks.
- Carolina came up short of forcing a fifth set vs. the 14th-ranked Wildcats. The Gamecocks led 19-16 in the fourth set before Kentucky used a 9-2 run to secure the win.
- Freshman outside hitter Taylr McNeil paced the Gamecocks with 13 kills while hitting .312.

GAMECOCKS IN THE SEC AND NCAA STATS

- South Carolina is second in the SEC and ranks 21st nationally in blocks per set (2.75).
- The Gamecocks lead the SEC in opponent hitting percentage (.152).
- Carolina ranks second in the conference in digs per set (15.43).
- Junior middle blocker Darian Dozier is second in the SEC and ranks 12th in the nation in blocks per set (1.56).
- Freshman outside hitter Taylr McNeil ranks fourth in the conference in kills per set (3.60) and is first among freshmen. She is also fifth in the league in points per set (4.02).
- Senior libero Mikaela Christiaansen is third in the SEC in digs per set (4.42) and leads the league in conference play with 5.33 digs per set.
- Sophomore KoKo Atoa-Williams has six double-doubles, the sixth most in the league.

ROAD MATCH NOTES

- The Gamecocks are 2-0 in true road contests this season, a 3-0 win at Winthrop and a 3-0 win at Campbell.
- Carolina is outhitting its opponents .248-.064 on the road.
- In road matches, freshman outside hitter Taylr McNeil (4.83 kills per set), junior setter Kellie McNeil (9.17 assists per set), senior libero Mikaela Christiaansen (5.33 digs per set) and junior middle blocker Darian Dozier (1.83 blocks per set) have led the Gamecocks.
- Under head coach Scott Swanson, the Gamecocks are 11-26 on the road.

SCOUTING MISSISSIPPI STATE

- The Bulldogs enter Friday's matchup with a 5-12 overall record and a 0-2 mark in SEC play.
- Mississippi State has lost seven of its last 10 matches, including four straight. The Bulldogs are 3-5 at home.
- Six letter winners are back from last year's squad, while the Bulldogs have 11 newcomers.
- The Bulldogs lead the conference and rank 13th in the nation in digs per set (17.27).
- Freshman libero Payton Harris leads the nation in digs per set (6.90). She set a school and SEC record with 59 digs vs. Northwestern State (9/13).
- Junior middle blocker Alex Warren and sophomore middle Chelsea Duhs have been the Bulldogs top two offensive weapons, averaging 2.70 and 2.45 kills per set, respectively.
- Setters Katlyn Mataya and Shelby Anderton are averaging 4.59 and 4.46 assists per set, respectively.
- Defensively, junior middle blocker Emily Howard leads the team in blocks per set (0.78).

SERIES HISTORY VS. MISSISSIPPI STATE

- Friday's meeting will be the 40th all-time between South Carolina and Mississippi State.
- The Gamecocks lead the all-time series 28-11.
- South Carolina is 7-3 vs. the Bulldogs in the last 10 meetings.
- The Gamecocks are 8-7 all-time in matches at Mississippi State.
- Carolina's last win in Starkville was a 3-0 victory on Oct. 19, 2012.
- Only six of 39 meetings have gone past four sets, with the winning team sweeping 22 of those matches.

AVCA POLL

NO	TEAM (1ST PLACE)	Pts	W-L	Prev
1	Stanford (55)	1495	12-0	1
2	Texas (4)	1404	9-0	2
3	Penn State	1394	14-1	3
4	Washington (1)	1336	13-0	4
5	Florida State	1249	13-0	6
6	Wisconsin	1216	10-2	5
7	Colorado State	1103	14-1	7
8	Nebraska	1012	8-3	8
9	Florida	951	8-3	10
10	BYU	941	11-2	11
11	Oregon	934	12-0	13
12	North Carolina	820	10-2	12
13	Kentucky	709	12-2	14
14	Arizona	688	13-1	18
15	Purdue	661	12-2	15
16	Illinois	600	10-3	16
17	Arizona State	512	11-3	19
18	Minnesota	503	11-2	17
19	Southern California	436	7-5	9
20	UCLA	423	10-3	20
21	Texas A&M	313	9-3	22
22	Loyola Marymount	196	13-1	21
23	San Diego	148	9-5	24
24	Hawai'i	136	10-3	25
25	Duke	91	10-3	NR

RV: Marquette 69; Northwestern 39; Oklahoma 36; Kansas 30; Alabama 11; CSUN 6; Kansas State 5; Creighton 4; Pacific 3; UCF 2

Released: Sept. 29 (Week 5)

SEC STANDINGS

Team	CONF		ALL	
	W-L	Pct.	W-L	Pct.
Alabama	2-0	1.000	14-2	.875
Kentucky	2-0	1.000	12-2	.857
Florida	2-0	1.000	8-3	.727
Arkansas	2-0	1.000	8-7	.533
Texas A&M	1-0	1.000	9-3	.750
Missouri	2-1	.667	11-6	.647
South Carolina	1-1	.500	11-3	.786
Ole Miss	1-2	.333	15-2	.882
Auburn	1-2	.333	9-7	.563
Georgia	0-2	.000	8-6	.571
LSU	0-2	.000	5-6	.455
Tennessee	0-2	.000	7-9	.438
Mississippi State	0-2	.000	5-12	.294

NOTEWORTHY

LAST TIME VS. MISSISSIPPI STATE - OCT. 18, 2013

- The Bulldogs defeated the Gamecocks in their only matchup last season by the scores of 28-26, 25-18 and 25-20.
- Mississippi State outhit Carolina .336-.261. Kimmy Gardiner (12 kills, 10 digs) and Taylor Scott (14 kills, 11 digs) both had double-doubles for the Bulldogs.
- Juliette Thévenin paced Carolina with 18 kills (.400) and nine digs.

SCOUTING AUBURN

- Auburn enters the weekend at 9-7 overall and 1-2 in SEC play.
- Auburn ranks third in the SEC in digs (15.36).
- Junior Alyssa Ivey ranks fourth in the league in digs per set (4.04).
- Freshman outside hitter Courtney Crable has been the team's top attacker, averaging 2.75 kills per set.
- Macy Reece (2.49), Stephanie Campbell (2.43) and Emily Klitzke (2.25) also average more than two kills per set.
- The Tigers have turned to freshman Alexa Filley as the team's setter. Filley ranks seventh in the SEC in assists per set (9.81).
- Sophomore middle blocker Breanna Barksdale leads the team in blocks per set (0.93).

SERIES HISTORY VS. AUBURN

- Sunday's meeting will be the 36th all-time.
- Carolina leads the all-time series 21-14.
- Auburn has won seven of the last 10 meetings, including three straight.
- The Gamecocks are 10-6 all-time in matches at Auburn but have lost their last four matches there.
- Carolina has not won at Auburn since defeating the Tigers 3-1 on Oct. 19, 2008.

LAST TIME VS. AUBURN - OCT. 27, 2013

- In the team's only meeting last season, Auburn defeated South Carolina by the scores of 25-22, 25-22 and 25-23.
- Carolina outside hitter Juliette Thévenin recorded 15 kills to lead the Gamecocks as she surpassed 1,500 kills for her career.
- Katherine Culwell paced the Tigers with a double-double, finishing with 12 kills and 12 digs.

BLOCK PARTY

- Blocking has been a key to the Gamecocks' success this season as they rank second in the SEC and 21st nationally in blocks per set 2.75.
- Junior middle blocker Darian Dozier is second in the SEC and ranks 12th in the nation in blocks per set (1.56), while sophomore middle Jacqy Angermiller ranks 15th in the league (1.00).
- South Carolina recorded 17 blocks vs. Eastern Kentucky, its most since recording 20 vs. St. Johns on Sept. 8, 2006.
- Angermiller tallied a career-high 11 blocks (all block assists) vs. Eastern Kentucky, which is tied for the second most block assists in a five-set match in school history and the fourth most total blocks in a five-set match.
- Carolina has out-blocked its opponents in 11 of 14 matches. The Gamecocks are 9-2 in those matches.
- The Gamecocks have out-blocked opponents 116-69 in wins.

TAKING THE REINS

- With the departure of All-American outside hitter Juliette Thévenin, freshman outside hitter Taylor McNeil has filled in nicely through 14 matches.
- McNeil leads the team with an average of 3.60 kills per set, which ranks fourth in the SEC and first among league freshmen.
- She is also second on the team in digs per set (2.25).
- A native of Eagan, Minn., McNeil has recorded two double-doubles, including a career-high 22 kills and 23 digs as well as five blocks vs. Furman (9/6).
- She is the only player in the SEC to currently have a double-double with more than 20 kills and 20 digs and is the first Gamecock to do so since Crystal Moore recorded 20 kills and 21 digs vs. Michigan on Sept. 17, 1999.

ANCHORING THE BACK LINE

- Senior libero Mikaela Christiaansen has started all 14 matches at libero for the Gamecocks this season.
- She ranks third in the SEC in digs per set (4.42) and leads the league in conference play with 5.33 digs per set.
- A native of Tucson, Ariz., Christiaansen has reached double figures in digs in all 14 matches.
- In South Carolina's comeback win over Ole Miss, she tallied 26 digs, her most as a Gamecock.

TEAM STAT COMPARISON

ATTACK	SC	MSU	AU
Kills	659	661	685
Errors	263	342	353
Total Attacks	1787	2242	1970
Attack Pct.	.222	.142	.169
Kills/Set	12.4	10.7	11.6
SET			
Assists	614	616	639
Assists/Set	11.6	9.9	11.6
SERVE			
Aces	48	61	56
Errors	62	112	114
Aces/Set	0.9	1.0	1.0
SERVE RECEPTIONS			
Errors	54	112	50
Errors/Set	1.0	1.8	0.9
DEFENSE			
Digs	818	1070	837
Digs/Set	15.4	17.3	15.2
BLOCKING			
Block Solo	23	36	50
Block Assist	246	160	138
Total Blocks	146.0	116.0	119.0
Blocks/Set	2.8	1.9	2.2
Block Errors	28	37	31
BALL H. ERRORS	15	1	14

STAT LEADERS

SOUTH CAROLINA

Kills/Set	Figure	SEC Rank
Taylr McNeil	3.60	4th
Hitting % (Min. 3 TA/set)		
Taylr McNeil	.260	NR
Assists/Set		
Allie Monserez	6.60	11th
Digs/Set		
Mikaela Christiaansen	4.42	3rd
Blocks/Set		
Darian Dozier	1.56	2nd

MISSISSIPPI STATE

Kills/Set	Figure	SEC Rank
Alex Warren	2.70	NR
Hitting % (Min. 3 TA/set)		
Leticia Valente	.213	NR
Assists/Set		
Katlyn Mataya	4.59	NR
Digs/Set		
Payton Harris	6.90	1st
Blocks/Set		
Emily Howard	0.78	NR

AUBURN

Kills/Set	Figure	SEC Rank
Courtney Crable	2.75	20th
Hitting % (Min. 3 TA/set)		
Breanna Barksdale	.266	20th
Assists/Set		
Alexa Filley	9.81	7th
Digs/Set		
Alyssa Ivey	4.04	4th
Blocks/Set		
Breanna Barksdale	0.93	18th

NOTEWORTHY

ALMOST A TRIPLE-DOUBLE

- Junior setter Kellie McNeil finished one dig shy of a triple-double in the Gamecocks' comeback win over Ole Miss as she recorded 38 assists, a career-high 10 kills (.667), nine digs and six blocks.
- She would have been the first Gamecock since Iris Santos to record a triple-double. Santos had 12 kills, 57 assists and 13 digs vs. Houston on Sept. 16, 2005.
- It's the second time in McNeil's career that she finished just shy of a triple-double as she had 41 assists, 20 digs and seven blocks at Tennessee on Sept. 29, 2013.

REACHING A MILESTONE

- With a win over Elon at the Campbell Invitational on Sept. 13, South Carolina head coach Scott Swanson recorded his 100th career victory and his 50th win at South Carolina.
- Swanson is now 105-113 in his eighth season as a head coach and 55-52 in his fourth season at South Carolina. Swanson's 55 wins are the fifth most in school history.

TOURNAMENT SUCCESS

- South Carolina won three of its four tournaments this season, claiming titles at the Gamecock Invitational, Campbell Invitational and Carolina Classic with 3-0 records.
- Carolina went 6-0 in its home tournaments. The Gamecocks are a perfect 23-0 in home tournaments during the Scott Swanson era.
- Carolina's last loss at home in a tournament was a 3-0 setback against Lipscomb in the Gamecock Invitational on Sept. 11, 2010.

SOUTH CAROLINA QUICK HITS

- South Carolina is in its fourth season with head coach Scott Swanson. Last year's team went 12-19.
- The Gamecocks return 13 letter winners from a year ago, including four starters and the libero (Sarah Blomgren, Kellie McNeil, Darian Dozier, Jacqy Angermiller, Mikaela Christiaansen).
- With the departure of outside hitter Juliette Thévenin, the Gamecocks lost 33.8 percent of their production in kills. She ranked first in the SEC in both kills per set (4.57) and points per set (4.91).
- South Carolina returns middle blockers Jacqy Angermiller and Darian Dozier, who ranked seventh (1.08) and eighth (1.06), respectively, in the SEC in blocks per set.

ROSTER BREAKDOWN

- South Carolina has three freshmen, seven sophomores, five juniors and two seniors on its roster.
- Nine states are represented on South Carolina's roster. Four players are from South Carolina, two from Georgia, Texas, Florida, California and Minnesota and one from Nevada, Maryland and Arizona.

SISTER ACT

- The Gamecocks have two pairs of sisters involved with the program in 2014 in freshman outside hitter Taylr McNeil and junior setter Kellie McNeil and junior middle blocker Darian Dozier and graduate assistant Kristen Dozier.
- Both Taylr and Kellie McNeil were the Minnesota Gatorade Player of the Year coming out of high school.
- Kristen Dozier was a standout at Ohio State (2006-09) and went on to play professionally in Spain, Israel, Puerto Rico and Germany. She was also a member of the U.S. National Team in 2013.

COMING HOME

- Former Gamecock great Shonda Cole joins the coaching staff this season as volunteer assistant.
- Cole played at South Carolina from 2003-06 and became the first Gamecock to earn All-America honors, earning a spot on the AVCA Honorable Mention All-America Team in 2006.
- She had a successful professional career, playing one season in Spain, six in Puerto Rico and a half season in France.
- Cole won a league championship with Pinkin de Corozal in 2010 and was named finals MVP after leading Indias de Mayaguez to the league title in 2013.

ALL-TIME RECORDS

- South Carolina holds a 748-571 (.567) record.
- The Gamecocks are 162-216 (.429) in SEC play.
- In matches played at the Carolina Volleyball Center, South Carolina is 163-85 (.657).

SC IN SEC/NCAA STATS**NCAA Team Rankings**

Category	Figure	Rank
Hitting Percentage	.222	116th
Assists/Set	11.58	172nd
Kills/Set	12.43	175th
Blocks/Set	2.75	21st
Service Aces/Set	0.91	303rd
Digs/Set	15.43	95th

SEC Team Rankings (Overall)

Category	Figure	Rank
Hitting Percentage	.222	8th
Opp. Hitting Percentage	.152	1st
Assists/Set	11.58	10th
Kills/Set	12.43	10th
Blocks/Set	2.75	2nd
Service Aces/Set	0.91	10th
Digs/Set	15.43	2nd

SEC Team Rankings (SEC Only)

Category	Figure	Rank
Hitting Percentage	.201	8th
Opp. Hitting Percentage	.246	11th
Assists/Set	12.00	7th
Kills/Set	12.78	8th
Blocks/Set	2.56	3rd
Service Aces/Set	0.44	10th
Digs/Set	12.89	10th

NCAA Individual Rankings

Name	Figure	Rank
Kills/Set		
Taylr McNeil	3.60	90th
Blocks/Set		
Darian Dozier	1.56	12th
Digs/Set		
Mikaela Christiaansen	4.42	97th
Points/Set		
Taylr McNeil	4.02	106th

SEC Individual Rankings (Overall)

Name	Figure	Rank
Kills/Set		
Taylr McNeil	3.60	4th
Assists/Set		
Allie Monserez	6.60	11th
Kellie McNeil	6.18	12th
Service Aces/Set		
Kellie McNeil	0.31	9th
Blocks/Set		
Darian Dozier	1.56	1st
Jacqy Angermiller	1.00	15th
Digs/Set		
Mikaela Christiaansen	4.42	3rd
Points/Set		
Taylr McNeil	4.02	5th

SEC Individual Rankings (SEC Only)

Name	Figure	Rank
Kills/Set		
Taylr McNeil	3.44	9th
Assists/Set		
Kellie McNeil	8.67	8th
Service Aces/Set		
Megan Kirkland	0.29	17th
Blocks/Set		
Darian Dozier	1.33	4th
Kellie McNeil	1.00	10th
Digs/Set		
Mikaela Christiaansen	5.33	1st
Points/Set		
Taylr McNeil	3.89	9th

NOTEWORTHY**DOUBLE-DOUBLES**

These double-doubles have been recorded by the Gamecocks in 2014:

Player (No.)	Opponent	Date	Combination
KoKo Atoa-Williams (6)	Jacksonville	8/30	12 kills, 10 digs
	Furman	9/6	15 kills, 15 digs
	Campbell	9/12	10 kills, 11 digs
	North Florida	9/13	11 kills, 13 digs
	Eastern Kentucky	9/19	17 kills, 10 digs
Allie Monserez (3)	Ole Miss	9/26	12 kills, 12 digs
	Furman	9/6	41 assists, 14 digs
	Elon	9/13	27 assists, 10 digs
Kellie McNeil (3)	Eastern Kentucky	9/19	29 assists, 15 digs
	Georgia Tech	8/30	36 assists, 14 digs
	Clemson	9/5	23 assists, 17 digs
	Ole Miss	9/26	38 assists, 10 kills
Taylr McNeil (2)	Furman	9/6	22 kills, 23 digs
	Eastern Kentucky	9/19	15 kills, 12 digs

DOUBLE-FIGURE KILLS

The following Gamecocks reached double figures in kills in a match in 2014:

Player (No.)	Kills	Opponent	Date	
Taylr McNeil (11)	16	Gardner-Webb	8/29	
	22	Furman	9/6	
	14	Winthrop	9/6	
	15	Campbell	9/12	
	10	Elon	9/13	
	16	North Florida	9/13	
	12	Norfolk State	9/19	
	15	Eastern Kentucky	9/19	
	15	The Citadel	9/20	
	18	Ole Miss	9/26	
	13	Kentucky	9/28	
	KoKo Atoa-Williamsn (8)	12	Jacksonville	8/30
		18	Georgia Tech	8/30
		15	Furman	9/6
		10	Campbell	9/12
12		Elon	9/13	
Darian Dozier (2)	11	North Florida	9/13	
	17	Eastern Kentucky	9/19	
	12	Ole Miss	9/26	
	12	Furman	9/6	
Sarah Blomgren (1)	11	Ole Miss	9/26	
	13	Georgia Tech	8/30	
Jacqy Angermiller (1)	11	Ole Miss	9/26	
Kellie McNeil (1)	10	Ole Miss	9/26	

DOUBLE-FIGURE DIGS

The following Gamecocks reached double figures in digs in a match in 2014:

Player (No.)	Digs	Opponent	Date
Mikaela Christiaansen (14)	13	Gardner-Webb	8/29
	15	Jacksonville	8/30
	17	Georgia Tech	8/30
	16	Clemson	9/5
	19	Furman	9/6
	12	Winthrop	9/6
	20	Campbell	9/12
	14	Elon	9/13
16	North Florida	9/13	

RECORD BREAKDOWN

Overall	11-3
Conference.....	1-1
Vs. Ranked Teams	0-1
Home.....	7-1
Away	2-0
Neutral	2-2
August	3-0
September.....	8-3
October	0-0
November	0-0
December	0-0
Sundays.....	0-1
Mondays.....	0-0
Tuesdays	0-0
Wednesdays	0-0
Thursdays	0-0
Fridays	5-1
Saturdays	6-1
Winning set one	9-1
Losing set one.....	2-2
Winning set two	9-2
Losing set two.....	2-1
Winning set three	8-1
Losing set three.....	3-2
Winning set four	5-0
Losing set four	4-3
Three-set matches	6-0
Four-set matches.....	3-2
Five-set matches.....	2-1
More kills than opposition	7-0
Less kills than opposition	4-3
Kills equal.....	0-0
More hitting errors than opposition	2-1
Less hitting errors than opposition.....	9-2
Hitting errors equal	0-0
More attacks than opposition	1-1
Less attacks than opposition	10-2
Attacks equal	0-0
Out-hitting opposition	9-0
Out-hit by opposition.....	2-3
Hitting equal	0-0
More assists than opposition	6-0
Less assists than opposition	4-3
Assists equal.....	1-0
More aces than opposition.....	5-2
Less aces than opposition.....	4-1
Aces equal	2-0
More service errors than opposition	2-2
Less service errors than opposition	9-1
Service errors equal.....	0-0
More digs than opposition.....	9-0
Less digs than opposition	1-3
Digs equal.....	1-0
More total blocks than opposition.....	9-2
Less total blocks than opposition.....	2-1
Total blocks equal	0-0
More ball handling errors than opposition	5-0
Less ball handling errors than opposition	3-1
Ball handling errors equal.....	3-2

NOTEWORTHY

	12	Norolk State	9/19
	18	Eastern Kentucky	9/19
	14	The Citadel	9/20
	26	Ole Miss	9/26
	22	Kentucky	9/28
KoKo Atoa-Williams (6)	10	Jacksonville	8/30
	15	Furman	9/6
	11	Campbell	9/12
	13	North Florida	9/13
	10	Eastern Kentucky	9/19
	12	Ole Miss	9/26
Allie Monserez (3)	14	Furman	9/6
	10	Elon	9/13
	15	Eastern Kentucky	9/19
Taylr McNeil (3)	11	Clemson	9/5
	23	Furman	9/6
	12	Eastern Kentucky	9/19
Kellie McNeil (2)	14	Georgia Tech	8/30
	17	Clemson	9/5
Megan Kirkland (2)	13	Elon	9/13
	11	The Citadel	9/20

MATCH-BY-MATCH INDIVIDUAL LEADERS

DATE	OPPONENT	W/L	SCORE	HIGH KILLS	HIGH ASSISTS	HIGH ACES	HIGH DIGS	HIGH BLOCKS
8/29	Gardner-Webb	W	3-0	Taylr McNeil (16)	Kellie McNeil (24)	Kellie McNeil (2)	M. Christiaansen (13)	Three players (5)
8/30	Jacksonville	W	3-1	K. Atoa-Williams (12)	Kellie McNeil (21)	M. Kirkland (3)	M. Christiaansen (15)	Darian Dozier (11)
8/30	Georgia Tech	W	3-1	K. Atoa-Williams (18)	Kellie McNeil (36)	Kellie McNeil (4)	M. Christiaansen (17)	Elizabeth Johnbull (7)
9/5	vs. Clemson	L	3-1	Sarah Blomgren (9)	Kellie McNeil (23)	Kellie McNeil (4)	Kellie McNeil (17)	Darian Dozier (5)
9/6	vs. Furman	L	3-2	Taylr McNeil (22)	Allie Monserez (41)	Allie Monserez (3)	Taylr McNeil (23)	Darian Dozier (9)
9/6	at Winthrop	W	3-0	Taylr McNeil (14)	Kellie McNeil (19)	Kellie McNeil (1)	M. Christiaansen (12)	Darian Dozier (7)
9/12	at Campbell	W	3-0	Taylr McNeil (15)	Kellie McNeil (36)	Kellie McNeil (2)	M. Christiaansen (20)	Darian Dozier (4)
9/13	vs. Elon	W	3-0	K. Atoa-Williams (12)	Allie Monserez (27)	Megan Kirkland (1)	M. Christiaansen (14)	Darian Dozier (3)
9/13	vs. North Florida	W	3-1	Taylr McNeil (16)	Allie Monserez (43)	M. Christiaansen (2)	M. Christiaansen (16)	Darian Dozier (6)
9/19	Norfolk State	W	3-0	Taylr McNeil (12)	Allie Monserez (29)	Megan Kirkland (2)	M. Christiaansen (12)	Darian Dozier (6)
9/19	Eastern Kentucky	W	3-2	K. Atoa-Williams (17)	Allie Monserez (29)	Monserez, Atoa-Williams (1)	M. Christiaansen (18)	J. Angermiller (11)
9/20	The Citadel	W	3-0	Taylr McNeil (15)	Kellie McNeil (18)	T. McNeil, Legros (1)	M. Christiaansen (14)	J. Angermiller (5)
9/26	Ole Miss	W	3-2	Taylr McNeil (18)	Kellie McNeil (38)	Megan Kirkland (2)	M. Christiaansen (26)	Darian Dozier (7)
9/28	Kentucky	L	3-1	Taylr McNeil (13)	Kellie McNeil (40)	J. Wilson-Talmadge (1)	M. Christiaansen (22)	Darian Dozier (5)
10/3	at Mississippi State							
10/5	at Auburn							
10/12	at Alabama							
10/15	Florida							
10/19	Texas A&M							
10/21	at Coastal Carolina							
10/24	Mississippi State							
10/26	Missouri							
10/31	at LSU							
11/2	at Ole Miss							
11/9	Alabama							
11/14	at Arkansas							
11/16	Auburn							
11/19	at Tennessee							
11/23	at Georgia							
11/26	at Florida							
11/29	LSU							

SOUTH CAROLINA MATCH-BY-MATCH STARTERS

DATE	OPPONENT	W/L							LIBERO
8/29	Gardner-Webb	W	Darian Dozier	Taylr McNeil	Sarah Blomgren	Jacqy Angermiller	Kellie McNeil	K. Atoa-Williams	M. Christiaansen
8/30	Jacksonville	W	Darian Dozier	Taylr McNeil	Sarah Blomgren	Jacqy Angermiller	Kellie McNeil	K. Atoa-Williams	M. Christiaansen
8/30	Georgia Tech	W	Darian Dozier	Taylr McNeil	Megan Kirkland	Jacqy Angermiller	Kellie McNeil	K. Atoa-Williams	M. Christiaansen
9/5	vs. Clemson	L	Darian Dozier	Taylr McNeil	Sarah Blomgren	Jacqy Angermiller	Kellie McNeil	K. Atoa-Williams	M. Christiaansen
9/6	vs. Furman	L	Darian Dozier	Taylr McNeil	Megan Kirkland	Jacqy Angermiller	Allie Monserez	K. Atoa-Williams	M. Christiaansen
9/6	at Winthrop	W	Darian Dozier	Taylr McNeil	Sarah Blomgren	Jacqy Angermiller	Allie Monserez	K. Atoa-Williams	M. Christiaansen
9/12	at Campbell	W	Darian Dozier	Taylr McNeil	Megan Kirkland	Jacqy Angermiller	Kellie McNeil	K. Atoa-Williams	M. Christiaansen
9/13	vs. Elon	W	Darian Dozier	Taylr McNeil	Sarah Blomgren	E. Johnbull	Allie Monserez	K. Atoa-Williams	M. Christiaansen
9/13	vs. North Florida	W	Darian Dozier	Taylr McNeil	Megan Kirkland	E. Johnbull	Allie Monserez	K. Atoa-Williams	M. Christiaansen
9/19	Norfolk State	W	Darian Dozier	Taylr McNeil	Sarah Blomgren	E. Johnbull	Allie Monserez	K. Atoa-Williams	M. Christiaansen
9/19	Eastern Kentucky	W	Darian Dozier	Taylr McNeil	Megan Kirkland	Jacqy Angermiller	Allie Monserez	K. Atoa-Williams	M. Christiaansen
9/20	The Citadel	W	Darian Dozier	Taylr McNeil	Megan Kirkland	Jacqy Angermiller	Allie Monserez	K. Atoa-Williams	M. Christiaansen
9/26	Ole Miss	W	Darian Dozier	Taylr McNeil	Megan Kirkland	Jacqy Angermiller	Allie Monserez	K. Atoa-Williams	M. Christiaansen
9/28	Kentucky	L	Darian Dozier	Taylr McNeil	Megan Kirkland	Jacqy Angermiller	Kellie McNeil	K. Atoa-Williams	M. Christiaansen
10/3	at Mississippi State								
10/5	at Auburn								
10/12	at Alabama								
10/15	Florida								
10/19	Texas A&M								
10/21	at Coastal Carolina								
10/24	Mississippi State								
10/26	Missouri								
10/31	at LSU								
11/2	at Ole Miss								
11/9	Alabama								
11/14	at Arkansas								
11/16	Auburn								
11/19	at Tennessee								
11/23	at Georgia								
11/26	at Florida								
11/29	LSU								

2014 SEASON STATISTICS

Overall record: 11-3 Conf: 1-1 Home: 7-1 Away: 2-0 Neutral: 2-2

#	Player	sp	Attack				Set		Serve			Dig		Blocking					points			
			k	k/s	e	ta	pct	a	a/s	sa	se	sa/s	re	dig	dig/s	bs	ba	total		blk/s	be	bhe
5	Taylr McNeil	53	191	3.60	60	504	.260	8	0.15	4	3	0.08	11	119	2.25	6	24	30	0.57	4	0	213.0
16	KoKo Atoa-Williams	53	143	2.70	65	440	.177	7	0.13	5	7	0.09	5	117	2.21	3	19	22	0.42	4	0	160.5
4	Darian Dozier	50	86	1.72	36	243	.206	3	0.06	2	4	0.04	1	39	0.78	7	71	78	1.56	7	1	130.5
6	Sarah Blomgren	41	69	1.68	34	187	.187	4	0.10	0	1	0.00	3	22	0.54	0	22	22	0.54	4	2	80.0
8	Kellie McNeil	45	46	1.02	8	95	.400	278	6.18	14	12	0.31	0	74	1.64	1	35	36	0.80	3	5	78.5
7	Jacqy Angermiller	40	42	1.05	19	120	.192	1	0.03	0	1	0.00	1	5	0.12	2	38	40	1.00	2	0	63.0
17	Elizabeth Johnbull	27	32	1.19	14	70	.257	2	0.07	0	0	0.00	0	8	0.30	3	12	15	0.56	2	0	41.0
14	Katlyn McDaniel	21	27	1.29	10	61	.279	0	0.00	0	1	0.00	0	3	0.14	1	11	12	0.57	1	0	33.5
3	Dessaa Legros	8	13	1.62	5	27	.296	0	0.00	1	1	0.12	0	3	0.38	0	2	2	0.25	0	0	15.0
11	Allie Monserez	35	4	0.11	8	18	-.222	231	6.60	7	11	0.20	0	72	2.06	0	11	11	0.31	1	6	16.5
10	Mikael Christiaansen	53	3	0.06	1	5	.400	63	1.19	4	7	0.08	13	234	4.42	0	0	0	0.00	0	0	7.0
13	Caroline Cann	3	1	0.33	3	8	-.250	1	0.33	0	0	0.00	0	1	0.33	0	0	0	0.00	0	0	1.0
9	Megan Kirkland	45	1	0.02	0	5	.200	14	0.31	10	6	0.22	8	86	1.91	0	0	0	0.00	0	0	11.0
21	Jord Wilson-Talmadge	31	1	0.03	0	1	1.000	2	0.06	1	8	0.03	7	35	1.13	0	0	0	0.00	0	1	2.0
20	Abby Feruck	2	0	0.00	0	3	.000	0	0.00	0	0	0.00	0	0	0.00	0	1	1	0.50	0	0	0.5
SOUTH CAROLINA		53	659	12.43	263	1787	.222	614	11.58	48	62	0.91	54	818	15.43	23	246	146.0	2.75	28	15	853.0
Opponents		53	649	12.25	353	1953	.152	615	11.60	54	116	1.02	48	767	14.47	17	154	94.0	1.77	23	16	797.0

Team Statistics	SC	OPP	Date	Opponent	Score	Score by set	Att.	
ATTACK								
Kills	659	649	%Aug 29	GARDNER-WEBB	w	3-0 25-15,25-19,25-21	1711	
Errors	263	353	%Aug 30	JACKSONVILLE	w	3-1 25-23,25-14,20-25,25-17	1528	
Total Attacks	1787	1953	%Aug 30	GEORGIA TECH	w	3-1 25-22,25-13,18-25,25-22	1647	
Attack Pct	.222	.152	#Sep 05	vs Clemson	L	1-3 25-14,16-25,17-25,16-25	173	
Kills/Set	12.4	12.2	#Sep 06	vs Furman	L	2-3 21-25,25-22,25-21,21-25,15-17	126	
SET								
Assists	614	615	#Sep 06	at Winthrop	w	3-0 25-20,25-18,25-22	349	
Attempts	1591	1774	^Sep 12	at Campbell	w	3-0 25-23,25-16,25-16	1248	
Assist Pct	.386	.347	^Sep 13	vs Elon	w	3-0 25-12,25-15,25-16	123	
Assists/Set	11.6	11.6	^Sep 13	vs North Florida	w	3-1 20-25,25-20,25-17,25-23	153	
SERVE								
Aces	48	54	&Sep 19	NORFOLK STATE	w	3-0 25-19,25-12,25-22	625	
Errors	62	116	&Sep 19	EASTERN KENTUCKY	w	3-2 25-21,22-25,23-25,25-19,15-6	1569	
Attempts	1194	1071	&Sep 20	THE CITADEL	w	3-0 25-14,25-13,25-20	1017	
Serve Pct	.948	.892	*Sep 26	OLE MISS	w	3-2 22-25,19-25,25-21,26-24,15-12	1807	
Aces/Set	0.9	1.0	*Sep 28	#14 KENTUCKY	L	1-3 14-25,25-21,17-25,21-25	1523	
SERVE RECEPTIONS								
Errors	54	48	% Gamecock Invitational					
Errors/Set	1.0	0.9	# Carolina Challenge					
Attempts	926	1117	^ Campbell Invitational					
Reception Pct	.942	.957	& Carolina Classic					
DEFENSE								
Digs	818	767	Record in 3-set matches:6-0 • Record in 4-set matches:3-2 • Record in 5-set matches:2-1					
Digs/Set	15.4	14.5						
BLOCKING								
Block Solo	23	17						
Block Assist	246	154						
Total Blocks	146.0	94.0						
Blocks/Set	2.8	1.8						
Block Errors	28	23						
Ball handling errors	15	16						
ATTENDANCE								
Total	11427	1597						
Dates/Avg Per Date	8/1428	2/798						
Neutral site #/Avg	4/144							
Current win streak	0	-						
Home win streak	0	-						

2014 CONFERENCE ONLY STATISTICS

RECORD:	OVERALL	HOME	AWAY	NEUTRAL
ALL GAMES	1-1	1-1	0-0	0-0
CONFERENCE	1-1	1-1	0-0	0-0
NON-CONFERENCE	0-0	0-0	0-0	0-0

#	Player	sp	Attack				Set		Serve			Dig			Blocking					points		
			k	k/s	e	ta	pct	a	a/s	sa	se	sa/s	re	dig	dig/s	bs	ba	total	blk/s		be	bhe
5	Taylr McNeil	9	31	3.44	9	84	.262	1	0.11	0	1	0.00	3	8	0.89	2	4	6	0.67	1	0	35.0
16	KoKo Atoa-Williams	9	17	1.89	15	68	.029	2	0.22	1	1	0.11	0	15	1.67	1	0	1	0.11	0	0	19.0
4	Darian Dozier	9	16	1.78	9	43	.163	0	0.00	0	1	0.00	0	3	0.33	1	11	12	1.33	4	0	22.5
7	Jacqy Angermiller	9	15	1.67	4	36	.306	0	0.00	0	1	0.00	0	1	0.11	1	5	6	0.67	0	0	18.5
8	Kellie McNeil	9	13	1.44	1	23	.522	78	8.67	0	4	0.00	0	14	1.56	1	8	9	1.00	0	0	18.0
14	Katlyn McDaniel	7	11	1.57	6	25	.200	0	0.00	0	0	0.00	0	0	0.00	1	2	3	0.43	1	0	13.0
3	Dessaa Legros	3	8	2.67	2	14	.429	0	0.00	0	0	0.00	0	1	0.33	0	1	1	0.33	0	0	8.5
6	Sarah Blomgren	4	2	0.50	4	14	-.143	1	0.25	0	0	0.00	2	2	0.50	0	1	1	0.25	0	0	2.5
10	Mikael Christiaansen	9	1	0.11	1	2	.000	11	1.22	0	2	0.00	0	48	5.33	0	0	0	0.00	0	0	1.0
21	Jord Wilson-Talmadge	8	1	0.12	0	1	1.000	1	0.12	1	3	0.12	2	8	1.00	0	0	0	0.00	0	0	2.0
11	Allie Monserez	3	0	0.00	1	2	-.500	11	3.67	0	1	0.00	0	6	2.00	0	0	0	0.00	0	1	0.0
9	Megan Kirkland	7	0	0.00	0	1	.000	3	0.43	2	2	0.29	1	10	1.43	0	0	0	0.00	0	0	2.0
	TEAM	-	-	-	-	-	-	-	-	-	-	-	1	-	-	-	-	-	-	-	-	-
	SOUTH CAROLINA	9	115	12.78	52	313	.201	108	12.00	4	16	0.44	9	116	12.89	7	32	23.0	2.56	6	1	142.0
	Opponents	9	123	13.67	48	305	.246	115	12.78	9	17	1.00	4	126	14.00	6	16	14.0	1.56	11	0	146.0

Team Statistics	SC	OPP	Date	Opponent	Score	Score by set	Att.
ATTACK			*Sep 26	OLE MISS	w 3-2	22-25,19-25,25-21,26-24,15-12	1807
Kills	115	123	*Sep 28	#14 KENTUCKY	L 1-3	14-25,25-21,17-25,21-25	1523
Errors	52	48					
Total Attacks	313	305					
Attack Pct	.201	.246					
Kills/Set	12.8	13.7					
SET							
Assists	108	115					
Attempts	307	304					
Assist Pct	.352	.378					
Assists/Set	12.0	12.8					
SERVE							
Aces	4	9					
Errors	16	17					
Attempts	184	203					
Serve Pct	.913	.916					
Aces/Set	0.4	1.0					
SERVE RECEPTIONS							
Errors	9	4					
Errors/Set	1.0	0.4					
Attempts	186	168					
Reception Pct	.952	.976					
DEFENSE							
Digs	116	126					
Digs/Set	12.9	14.0					
BLOCKING							
Block Solo	7	6					
Block Assist	32	16					
Total Blocks	23.0	14.0					
Blocks/Set	2.6	1.6					
Block Errors	6	11					
Ball handling errors	1	0					
ATTENDANCE							
Total	3330	0					
Dates/Avg Per Date	2/1665	0/0					
Neutral site #/Avg	0/0						
Current win streak	0	-					
Home win streak	0	-					

CAREER RECORDS

KILLS

Rank	Name (Years)	Kills
1.	Lori Rowe (1983-86)	1,855
2.	Shonda Cole (2003-06)	1,775
3.	Juliette Thévenin (2010-13)	1,590
4.	Cally Plummer (1998-02)	1,345
5.	Heather Larkin (1994-97)	1,293
6.	Amy Iannocari (1991-94)	1,231
7.	Kim DeNeve (1986-89)	1,179
8.	Ivana Kujundzic (2006-09)	1,133
9.	Berna Dwyer (1999-02)	1,107
10.	Lora Myers (1987-90)	1,100

KILLS PER SET
(Minimum 500 Kills)

Rank	Name (Years)	(K-SP) K/S
1.	Shonda Cole (2003-06)	(1,775-417) 4.26
2.	Juliette Thévenin (2010-13)	(1,590-391) 4.07
3.	Lori Rowe (1983-86)	(1,855-507) 3.66
4.	Kori Ermigarat (1994-95)	(842-233) 3.61
5.	Cally Plummer (1998-02)	(1,345-394) 3.41
6.	Heather Larkin (1994-97)	(1,293-395) 3.27
7.	Crystal Moore (1997-99)	(754-240) 3.14
8.	Kim DeNeve (1986-89)	(1,179-381) 3.09
9.	Berna Dwyer (1999-02)	(1,107-366) 3.02
10.	Ivana Kujundzic (2006-09)	(1,133-389) 2.91

ATTACKS

Rank	Name (Years)	Attacks
1.	Shonda Cole (2003-06)	4,181
2.	Juliette Thévenin (2010-13)	4,076
3.	Lori Rowe (1983-86)	3,874
4.	Amy Iannocari (1991-94)	3,487
5.	Cally Plummer (1998-02)	3,288
6.	Ivana Kujundzic (2006-09)	3,047
7.	Heather Larkin (1994-97)	2,958
8.	Caryn Case (1988-91)	2,936
9.	Lora Myers (1987-90)	2,825
10.	Kim DeNeve (1986-89)	2,819

HITTING PERCENTAGE
(Minimum 1,000 Attacks)

Rank	Name (Years)	(K-E-A) Pct.
1.	Lori Rowe (1983-86)	(1,855-298-3,874) .402
2.	Ashley Edlund (1995-98)	(517-92-1,200) .354
3.	Niece Curry (2001-03)	(704-213-1,495) .328
4.	Belita Salters (2005-08)	(892-299-1,903) .312
5.	Libby Ralston (1989-92)	(699-225-1,572) .302
6.	Sam Alban (1999-02)	(844-316-1,877) .281
7.	Heather Larkin (1994-97)	(1,293-463-2,958) .281
8.	S. Pflughaupt (1986-89)	(1,093-432-2,413) .274
9.	Berna Dwyer (1999-02)	(1,107-420-2,533) .271
10.	Toni Venturini (1984-85)	(555-191-1,357) .268

ASSISTS

Rank	Name (Years)	Assists
1.	Ashley Edlund (1995-98)	5,177
2.	Megan Hosp (1999-02)	4,689
3.	Tammy Correll (1987-90)	4,563
4.	Julie Morrison (1984-87)	3,602
5.	Jodi Thompson (1991-94)	3,237
6.	Taylor Bruns (2009-12)	2,858
7.	Shellie Higgins (1983-84)	2,544
8.	Kelly Morrow (1993-96)	2,136
9.	Bridget Denson-Dorman (2008-09)	2,044
10.	Iris Santos (2003-06)	2,040

ASSISTS PER SET
(Minimum 500 Assists)

Rank	Name (Years)	(A-SP) A/S
1.	Megan Hosp (1999-02)	(4,689-387) 12.12
2.	Ashley Edlund (1995-98)	(5,177-430) 12.04
3.	Tammy Correll (1987-90)	(4,563-447) 10.21
4.	Shellie Higgins (1983-84)	(2,544-254) 10.02

5.	Katelyn Panzau (2003-04)	(1,857-194) 9.57
6.	B. Denson-Dorman (2008-09)	(2,044-215) 9.51
7.	Julie Morrison (1984-87)	(3,602-385) 9.36
8.	Taylor Bruns (2009-12)	(2,858-377) 7.58
9.	Jodi Thompson (1991-94)	(3,237-495) 6.54
10.	Kelly Morrow (1993-96)	(2,136-354) 6.03

ACES

Rank	Name (Years)	Aces
1.	Cally Plummer (1998-02)	243
2.	Teri Montoya (1983-84)	214
3.	Tammy Correll (1987-90)	190
4.	Lori Rowe (1983-86)	186
5.	Jodi Thompson (1991-94)	162
6.	Megan Hosp (1999-02)	132
7.	Ashley Edlund (1995-98)	130
8.	Kim Brown (1983-84)	129
9.	Colleen McKenzie (1985-88)	119
10.	Shellie Higgins (1983-84)	116

ACES PER SET
(Minimum 75 Aces)

Rank	Name (Years)	(A-SP) A/S
1.	Teri Montoya (1983-84)	(214-254) 0.84
2.	Cally Plummer (1998-02)	(243-394) 0.62
3.	Kim Brown (1983-84)	(129-254) 0.51
4.	Shellie Higgins (1983-84)	(116-254) 0.46
5.	Tammy Correll (1987-90)	(190-447) 0.43
6.	Lori Rowe (1983-86)	(186-507) 0.37
7.	Crystal Moore (1997-99)	(82-240) 0.34
8.	Megan Hosp (1999-02)	(132-387) 0.34
9.	Jodi Thompson (1991-94)	(162-495) 0.33
10.	Diane Mitchell (1990-93)	(89-275) 0.32

DIGS

Rank	Name (Years)	Digs
1.	Sarah Cline (2006-09)	1,464
2.	Diane Denton (1985-88)	1,462
3.	Hannah Lawing (2007-10)	1,334
4.	Jodi Thompson (1991-94)	1,332
5.	Amy Iannocari (1991-94)	1,196
6.	Ashley Edlund (1995-98)	1,160
7.	Megan Hosp (1999-02)	1,079
8.	Shani Abshier (1994-97)	1,049
9.	Juliette Thévenin (2010-13)	1,012
10.	Paige Wheeler (2010-12)	1,001

DIGS PER SET
(Minimum 500 Digs)

Rank	Name (Years)	(D-SP) D/S
1.	Fernanda Laires (1996-97)	(839-208) 4.03
2.	Kori Ermigarat (1994-95)	(920-233) 3.95
3.	Paige Wheeler (2010-12)	(1,001-280) 3.58
4.	Sarah Cline (2006-09)	(1,464-422) 3.47
5.	Hannah Lawing (2007-10)	(1,334-398) 3.35
6.	Crystal Moore (1997-99)	(765-240) 3.19
7.	Diane Denton (1985-88)	(1,462-477) 3.06
8.	Katie Gerst (1992-94)	(986-334) 2.95
9.	Shani Abshier (1994-97)	(1,049-357) 2.94
10.	Megan Hosp (1999-02)	(1,079-387) 2.79

BLOCK SOLOS

Rank	Name (Years)	Block Solos
1.	Stephanie Pflughaupt (1986-89)	264
2.	Lori Rowe (1983-86)	191
3.	Amy Collinsworth (1990-93)	117
4.	Libby Ralston (1989-92)	110
5.	Jennifer Guess (1990-93)	79
6.	Heather Larkin (1994-97)	74
7.	Belita Salters (2005-08)	65
8.	Lorri Anderson (1984-85)	62
9.	Toni Venturini (1984-85)	49
10.	Megan Laughlin (2007-10)	46
	Berna Dwyer (1999-02)	46

BLOCK ASSISTS

Rank	Name (Years)	Block Assists
1.	Stephanie Pflughaupt (1986-89)	461
2.	Lori Rowe (1983-86)	450
3.	Amy Collinsworth (1990-93)	358
4.	Heather Larkin (1994-97)	344
5.	Jennifer Guess (1990-93)	328
6.	Lori Drost (1994-97)	306
7.	Belita Salters (2005-08)	305
8.	Sam Alban (1999-02)	285
9.	Berna Dwyer (1999-02)	278
10.	Cindy Robarge (1995-98)	276

TOTAL BLOCKS

Rank	Name (Years)	Total Blocks
1.	Stephanie Pflughaupt (1986-89)	725
2.	Lori Rowe (1983-86)	641
3.	Amy Collinsworth (1990-93)	475
4.	Heather Larkin (1994-97)	418
5.	Jennifer Guess (1990-93)	407
6.	Libby Ralston (1989-92)	383
7.	Belita Salters (2005-08)	370
8.	Lori Drost (1994-97)	349
9.	Sam Alban (1999-02)	328
10.	Berna Dwyer (1999-02)	324

BLOCKS PER SET
(Minimum 150 Blocks)

Rank	Name (Years)	(B-SP) B/S
1.	Stephanie Pflughaupt (1986-89)	(725-455) 1.59
2.	Dee Dee Fortman (1995-97)	(248-196) 1.27
3.	Lori Rowe (1983-86)	(641-507) 1.26
4.	Sue Little (1983)	(162-131) 1.24
5.	Libby Ralston (1989-92)	(383-310) 1.24
6.	Danika Taylor (1998-99)	(238-206) 1.16
7.	Lauren Ford (2003-05)	(280-251) 1.12
8.	Heather Larkin (1994-97)	(418-395) 1.06
9.	Amy Collinsworth (1990-93)	(475-450) 1.06
10.	Lorri Anderson (1984-85)	(186-178) 1.05

TOTAL POINTS

Rank	Name (Years)	Points
1.	Lori Rowe (1983-86)	2457.0
2.	Shonda Cole (2003-06)	2029.0
3.	Cally Plummer (1998-2002)	1749.5
4.	Juliette Thévenin (2010-13)	1,744.5
5.	Stephanie Pflughaupt (1986-89)	1679.5
6.	Heather Larkin (1994-97)	1636.0
7.	Kim DeNeve (1986-89)	1401.5
8.	Berna Dwyer (1999-2002)	1399.0
9.	Amy Iannocari (1991-94)	1386.5
10.	Ivana Kujundzic (2006-09)	1345.0

POINTS PER SET
(Minimum 500 Points)

Rank	Name (Years)	(P-SP) P/S
1.	Shonda Cole (2003-06)	(2,029.0-417) 4.87
2.	Lori Rowe (1983-86)	(2,457.0-507) 4.85
3.	Juliette Thévenin (2010-present)	(1,744.5-391) 4.46
4.	Cally Plummer (1998-2002)	(1,749.5-362) 4.44
5.	Heather Larkin (1994-97)	(1,636.0-395) 4.14
6.	Kori Ermigarat (1994-95)	(946.5-233) 4.06
7.	Berna Dwyer (1999-2002)	(1,399.0-366) 3.82
8.	Crystal Moore (1997-99)	(892.5-240) 3.72
9.	Stephanie Pflughaupt (1986-89)	(1,679.5-455) 3.69
10.	Kim DeNeve (1986-89)	(1,401.5-381) 3.68

Note: Season statistics were not kept until 1983.

Current players in *italics*

INDIVIDUAL MATCH RECORDS

KILLS

3-SET MATCHES

Rank	Name	Opponent (Date)	Kills
1.	Shonda Cole	Georgia (11/15/2006)	27
2.	Amy Iannocari	Kentucky (10/30/1994)	23
3.	Shonda Cole	Arkansas (10/27/2006)	22
4.	Juliette Thévenin	Montana (8/26/2011)	21
	Cally Plummer	LSU (9/22/2000)	21
	Heather Larkin	North Carolina State (9/6/1997)	21
	Shani Abshier	Kentucky (11/17/1996)	21
	Lori Rowe	USF (10/7/1983)	21
	Lori Rowe	Appalachian State (9/17/1983)	21

4-SET MATCHES

Rank	Name	Opponent (Date)	Kills
1.	Shonda Cole	Florida (9/17/2006)	35
2.	Shonda Cole	College of Charleston (11/22/2006)	29
	Shonda Cole	Tennessee (11/12/2006)	29
4.	Hannah Lawing	Harvard (9/12/2009)	28
	Amy Iannocari	Florida (11/13/1994)	28

5-SET MATCHES

Rank	Name	Opponent (Date)	Kills
1.	Shonda Cole	TCU (8/25/2006)	37
2.	Shonda Cole	Auburn (9/15/2006)	36
	Shonda Cole	Clemson (8/31/2006)	36
4.	Shonda Cole	St. John's (9/8/2006)	32
	Lori Rowe	Louisville (10/28/1983)	32

ATTACKS

3-SET MATCHES

Rank	Name	Opponent (Date)	Attacks
1.	Cally Plummer	Tennessee (11/3/2000)	54
2.	Amy Iannocari	Kentucky (10/30/1994)	53
3.	Shonda Cole	Kentucky (10/8/2006)	52
4.	Juliette Thévenin	Montana (8/26/2011)	50
	Kori Ermigarat	Xavier (9/1/1995)	50

4-SET MATCHES

Rank	Name	Opponent (Date)	Attacks
1.	Shonda Cole	Tennessee (11/12/2006)	73
2.	Shonda Cole	North Carolina (11/27/2004)	72
3.	Shonda Cole	College of Charleston (11/22/2006)	65
	Shonda Cole	Alabama (11/17/2006)	65
	Shonda Cole	Florida (9/17/2006)	65

5-SET MATCHES

Rank	Name	Opponent (Date)	Attacks
1.	Kori Ermigarat	Maryland (9/16/1995)	75
2.	Juliette Thévenin	Clemson (9/6/13)	73
	Juliette Thévenin	Alabama (11/16/2012)	73
	Amy Iannocari	Louisiana Tech (9/19/1992)	73
4.	Shonda Cole	Auburn (9/15/2006)	71
5.	Ivana Kujundzic	Rice (9/11/2009)	70
	Lori Rowe	Louisville (10/28/1983)	70

HITTING PERCENTAGE

3-SET MATCHES (MINIMUM 15 ATTACKS)

Rank	Name	Opponent (Date)	(K-E-A) Pct.
1.	Lori Rowe	Appalachian State (9/17/1983)	(21-1-23) .870
2.	Belita Salters	Mississippi State (11/23/2008)	(15-0-19) .789
3.	Lori Rowe	East Carolina (11/12/1983)	(11-0-15) .733
	Megan Laughlin	South Carolina State (10/23/2008)	(11-0-15) .733
5.	Lori Rowe	Chattanooga (10/8/1983)	(12-0-17) .706

4-SET MATCHES (MINIMUM 20 ATTACKS)

Rank	Name	Opponent (Date)	(K-E-A) Pct.
1.	Berna Dwyer	LSU (10/6/2002)	(17-0-25) .680
2.	Danika Taylor	Mississippi State (9/25/1998)	(16-0-26) .615
3.	Berna Dwyer	Georgia (11/17/2002)	(19-2-29) .586
4.	Niece Curry	LSU (10/6/2002)	(21-3-31) .581
5.	Bethanie Thomas	Elon (9/3/2011)	(16-1-26) .577

5-SET MATCHES (MINIMUM 25 ATTACKS)

Rank	Name	Opponent (Date)	(K-E-A) Pct.
1.	Sam Alban	New Mexico (9/8/2000)	(19-3-28) .571
2.	Niece Curry	Clemson (9/10/2002)	(15-1-25) .560
3.	Belita Salters	UNLV (8/30/2008)	(21-2-35) .543
4.	Belita Salters	Rhode Island (9/5/2008)	(17-2-28) .536
5.	Meredith Moorhead	Kentucky (11/10/2006)	(15-2-25) .520

ASSISTS

3-SET MATCHES

Rank	Name	Opponent (Date)	Assists
1.	Megan Hosp	LSU (9/22/2000)	64
2.	Ashley Edlund	Kentucky (10/20/1995)	59
3.	Megan Hosp	Tennessee (11/3/2000)	55
4.	Jodi Thompson	Kentucky (10/30/1994)	54
5.	Ashley Edlund	Arkansas (11/22/1997)	53
	Kelly Morrow	Appalachian State (9/24/1993)	53

4-SET MATCHES

Rank	Name	Opponent (Date)	Assists
1.	Megan Hosp	Arkansas (9/24/2000)	72
2.	Ashley Edlund	Mississippi State (9/27/1996)	71
3.	Ashley Edlund	Alabama (10/6/1996)	70
	Ashley Edlund	Georgia (11/12/1995)	70
5.	Megan Hosp	Auburn (10/22/1999)	69

5-SET MATCHES

Rank	Name	Opponent (Date)	Assists
1.	Tammy Correll	George Washington (11/12/1988)	84
2.	Julie Morrison	North Carolina State (11/7/1986)	74
3.	Megan Hosp	Northern Illinois (9/8/2000)	65
4.	Iris Santos	Auburn (10/22/2006)	64
	Megan Hosp	Michigan (9/17/1999)	64
	Ashley Edlund	Kentucky (11/5/1995)	64
	Kelly Morrow	Auburn (10/2/1994)	64

ACES

3-SET MATCHES

Rank	Name	Opponent (Date)	Aces
1.	Megan Hosp	Creighton (9/7/2002)	8
	Cally Plummer	Auburn (10/11/1998)	8
3.	Ashley Edlund	Alabama (10/9/1998)	7
4.	Taylor Bruns	Alabama (11/6/2011)	6
	Lynae Vanden Hull	Auburn (10/17/2004)	6
	Megan Hosp	Auburn (9/27/2002)	6
	Berna Dwyer	Auburn (10/26/2001)	6
	Diane Mitchell	Coastal Carolina (9/10/1993)	6
	Lori Rowe	Mississippi State (9/30/1983)	6

4-SET MATCHES

Rank	Name	Opponent (Date)	Aces
1.	Cally Plummer	Clemson (10/10/2001)	8
	Amy Collinsworth	Jacksonville (9/6/1991)	8
3.	Jordan Bradosky	The Citadel (9/26/2010)	6
	Cally Plummer	Arkansas (10/4/2002)	6
	Cally Plummer	North Carolina (11/24/2001)	6
	Cally Plummer	Kentucky (11/8/1998)	6
	Cally Plummer	LSU (10/22/1998)	6
	Cally Plummer	Florida (10/2/1998)	6

5-SET MATCHES

Rank	Name	Opponent (Date)	Aces
1.	Lori Rowe	Cincinnati (10/29/1983)	9
2.	Taylor Bruns	BYU (8/28/2010)	6
	Shonda Cole	Alabama (10/1/2006)	6
	Kim DeNeve	Washington State (9/23/1988)	6
5.	Shonda Cole	LSU (9/23/2005)	5
	Katelyn Panzau	George Washington (9/20/2003)	5
	Lynae Vanden Hull	Santa Clara (9/18/2003)	5
	Cally Plummer	Clemson (9/10/2002)	5
	Cally Plummer	Michigan (9/17/1999)	5
	Dee Dee Fortman	Kentucky (10/24/1997)	5

INDIVIDUAL MATCH RECORDS

DIGS

3-SET MATCHES

Rank	Name	Opponent (Date)	Digs
1.	Kori Ermigarat	Kentucky (10/20/1995)	30
2.	Hannah Lawing	Furman (9/10/2010)	26
	Kori Ermigarat	UNC Greensboro (9/6/1995)	26
	Jodi Thompson	Mercer (9/4/1993)	26
5.	Amy Iannocari	Appalachian State (9/24/1993)	25

4-SET MATCHES

Rank	Name	Opponent (Date)	Digs
1.	Yajaira Cadet	North Carolina (12/6/2002)	30
	Kori Ermigarat	Georgia (11/12/1995)	30
3.	Paige Wheeler	LSU (11/13/2011)	28
	Paige Wheeler	Elon (9/3/2011)	28
	Dinelia Concepcion	Alabama (11/17/2006)	28

5-SET MATCHES

Rank	Name	Opponent (Date)	Digs
1.	Hannah Lawing	Mississippi State (11/13/2010)	38
2.	Sarah Cline	Arkansas (11/2/2007)	36
	Jodi Thompson	Louisiana Tech (9/19/1992)	36
4.	Shani Abshier	Maryland (9/16/1995)	33
5.	Diane Denton	Florida (10/11/1988)	32

BLOCK SOLOS

3-SET MATCHES

Rank	Name	Opponent (Date)	Blocks
1.	Teresa Stenlund	Lipscomb (9/11/2010)	5
	Lori Rowe	Western Carolina (9/24/1983)	5
3.	Belita Salters	Virginia Commonwealth (8/31/2007)	4
	Belita Salters	Boston College (8/25/2007)	4
	Nicole Miller	Mercer (9/3/2005)	4
	Katie Gerst	Davidson (9/12/1994)	4
	Jennifer Guess	Mississippi State (10/3/1993)	4

4-SET MATCHES

Rank	Name	Opponent (Date)	Blocks
1.	Stephanie Pflughaupt	Charlotte (10/5/1988)	9
2.	Stephanie Pflughaupt	Rice (10/18/1986)	5
3.	Heather Larkin	Arkansas (10/5/1997)	4
	Katie Gerst	UNC Asheville (9/25/1993)	4
5.	<i>Darian Dozier</i>	<i>Jacksonville (8/30/2014)</i>	3
	Nicole Miller	Pittsburgh (9/2/2005)	3
	Lauren Ford	Mississippi (10/8/2004)	3
	Berna Dwyer	American (12/5/2002)	3
	Danika Taylor	Mississippi State (9/25/1998)	3
	Heather Larkin	Georgia (9/26/1997)	3
	Heather Larkin	Mississippi (9/29/1996)	3
	Lori Drost	Mississippi State (9/27/1996)	3
	Dee Dee Fortman	Alabama (10/15/1995)	3
	Heather Larkin	Georgia (9/24/1995)	3
	Stephanie Pflughaupt	Georgia (9/14/1988)	3

5-SET MATCHES

Rank	Name	Opponent (Date)	Blocks
1.	Juliette Thévenin	Alabama (11/16/2012)	4
	Lori Rowe	North Carolina (10/7/1983)	4
3.	Bethanie Thomas	East Tennessee State (8/25/2012)	3
	Belita Salters	LSU (10/26/2008)	3
	Megan Laughlin	LSU (10/28/2007)	3
	Megan Laughlin	Maryland (9/1/2007)	3
	Lynae Vanden Hull	Mississippi State (10/15/2006)	3
	Heather Larkin	Alabama (9/30/1994)	3
	Jennifer Guess	College of Charleston (10/20/1993)	3
	Lori Rowe	Memphis (10/14/1983)	3

BLOCK ASSISTS

3-SET MATCHES

Rank	Name	Opponent (Date)	Blocks
1.	Lori Rowe	College of Charleston (10/4/1983)	11
	Lori Rowe	Western Carolina (9/24/1983)	11
3.	Dee Dee Fortman	Kentucky (10/20/2005)	9
	Dee Dee Fortman	Illinois State (12/4/1997)	9
	Jennifer Guess	Alabama (10/1/1993)	9
	Lori Rowe	Virginia Tech (11/18/1983)	9

4-SET MATCHES

Rank	Name	Opponent (Date)	Blocks
1.	Libby Ralston	Jacksonville (9/6/1991)	15
2.	Stephanie Pflughaupt	Georgia (9/14/1988)	13
3.	Belita Salters	North Carolina (9/10/2005)	10
	Lauren Ford	Mississippi (10/8/2004)	10
	Berna Dwyer	Georgia (11/17/2002)	10
	Berna Dwyer	Arizona State (9/6/2002)	10
	Dee Dee Fortman	Georgia (11/12/1995)	10
	Dee Dee Fortman	Tennessee (10/22/1995)	10
	Heather Larkin	Tennessee (10/14/1994)	10

5-SET MATCHES

Rank	Name	Opponent (Date)	Blocks
1.	Heather Larkin	Kentucky (10/7/1994)	12
2.	<i>Jacqy Angermiller</i>	<i>Eastern Kentucky (9/19/2014)</i>	11
	Crystal Johnson	St. John's (9/8/2006)	11
3.	Danika Taylor	Michigan (9/17/1999)	10
	Lori Drost	Maryland (9/16/1995)	10
	Amy Collinsworth	College of Charleston (10/20/1993)	10
	Stephanie Pflughaupt	Memphis (11/22/1986)	10
	Lori Rowe	Louisville (10/28/1983)	10
	Lori Rowe	Georgia (10/1/1983)	10

TOTAL BLOCKS

3-SET MATCHES

Rank	Name	Opponent (Date)	Blocks
1.	Lori Rowe	Western Carolina (9/24/1983)	16
2.	Dee Dee Fortman	Kentucky (10/20/1995)	12
3.	Dee Dee Fortman	Illinois State (12/4/1997)	10
	Jennifer Guess	Alabama (10/1/1993)	10
	Lori Rowe	Virginia Tech (11/18/1983)	10
	Lori Rowe	USF (10/7/1983)	10

4-SET MATCHES

Rank	Name	Opponent (Date)	Blocks
1.	Libby Ralston	Jacksonville (9/6/1991)	16
	Stephanie Pflughaupt	Georgia (9/14/1988)	16
3.	Lauren Ford	Mississippi (10/8/2004)	13
4.	Heather Larkin	Tennessee (10/14/1994)	12
	Katie Gerst	UNC Asheville (9/25/1993)	12

5-SET MATCHES

Rank	Name	Opponent (Date)	Blocks
1.	Crystal Johnson	St. John's (9/8/2006)	13
2.	Heather Larkin	Kentucky (10/7/1994)	12
	Lori Rowe	Memphis (11/22/1986)	12
4.	<i>Jacqy Angermiller</i>	<i>Eastern Kentucky (9/19/2014)</i>	11
	Danika Taylor	Michigan (9/17/1999)	11
	Amy Collinsworth	College of Charleston (10/20/1993)	11
	Lori Rowe	North Carolina (10/7/1983)	11

Note: Box scores are only available from 1993 to the present. Limited historical records prior to 1993 were used to aid in the composition of individual match records as well.

Current players in *italics*

TEAM MATCH RECORDS

KILLS

3-SET MATCHES

Rank	Opponent (Date)	Kills
1.	LSU (9/22/2000)	76
2.	Tennessee (11/3/2000)	74
3.	Kentucky (10/20/1995)	69
4.	Clemson (9/16/1998)	66
	Arkansas (11/22/1997)	66

4-SET MATCHES

Rank	Opponent (Date)	Kills
1.	Georgia (11/12/1995)	88
2.	Arkansas (9/24/2000)	86
3.	Florida (10/31/1997)	83
4.	Florida (9/17/2006)	82
	Houston (9/16/2005)	82
	LSU (10/25/1996)	82
	Alabama (10/6/1996)	82

5-SET MATCHES

Rank	Opponent (Date)	Kills
1.	North Carolina State (11/7/1986)	99
2.	Arkansas (11/23/1996)	86
3.	Arkansas (11/2/2007)	85
	Georgia (11/18/2000)	85
	Northern Illinois (9/8/2000)	85
	Michigan (9/17/1999)	85

TEAM MATCH RECORDS

ATTACKS

3-SET MATCHES

Rank	Opponent (Date)	Attacks
1.	Arkansas (11/22/1997)	179
2.	Tennessee (11/3/2000)	177
3.	Mississippi State (10/8/1995)	171
4.	San Diego (9/13/2002)	166
5.	LSU (9/22/2000)	165

4-SET MATCHES

Rank	Opponent (Date)	Attacks
1.	USF (9/17/1994)	235
2.	Arkansas (9/24/2000)	223
3.	Kentucky (10/22/1993)	220
4.	LSU (10/25/1996)	219
5.	Mississippi State (9/27/1996)	218
	Georgia (11/12/1995)	218

5-SET MATCHES

Rank	Opponent (Date)	Attacks
1.	Northern Illinois (9/8/2000)	243
2.	Tennessee (11/11/2007)	241
	Maryland (9/16/1995)	241
4.	Arkansas (11/2/2007)	234
5.	Arkansas (11/23/1996)	225

HITTING PERCENTAGE

3-SET MATCHES

Rank	Opponent (Date)	(K-E-A) Pct.
1.	SC State (10/23/2008)	(50-3-80) .587
2.	Liberty (9/1/2000)	(62-7-98) .561
3.	Mississippi State (11/23/2008)	(48-3-84) .536
4.	Louisville (9/26/1986)	(N/A) .530
5.	Troy (9/7/2007)	(52-6-92) .500
	Auburn (9/27/2002)	(53-8-90) .500

4-SET MATCHES

Rank	Opponent (Date)	(K-E-A) Pct.
1.	Mississippi State (9/25/1998)	(80-8-165) .436
2.	American (9/7/1996)	(44-7-85) .435
3.	Mississippi (10/16/2011)	(61-11-127) .394
4.	Arkansas (10/5/1997)	(73-7-170) .388
5.	North Carolina (11/24/2001)	(78-18-160) .375

5-SET MATCHES

Rank	Opponent (Date)	(K-E-A) Pct.
1.	Arkansas (11/23/2012)	(68-17-143) .357
2.	Kentucky (10/24/1997)	(81-17-187) .342
3.	Michigan State (9/18/2004)	(64-17-143) .329
4.	Clemson (9/10/2002)	(74-22-162) .321
5.	ETSU (8/25/2012)	(70-21-165) .297

ASSISTS

3-SET MATCHES

Rank	Opponent (Date)	Assists
1.	LSU (9/22/2000)	73
2.	Tennessee (11/3/2000)	69
3.	Kentucky (10/20/1995)	63
4.	Mississippi (11/21/1997)	60
5.	Georgia (11/15/2006)	58
	Mississippi State (11/3/2002)	58

4-SET MATCHES

Rank	Opponent (Date)	Assists
1.	Arkansas (9/24/2000)	81
2.	Florida (9/17/2006)	76
3.	Alabama (10/6/1996)	74
4.	LSU (10/25/1996)	73
	Mississippi State (9/27/1996)	73

5-SET MATCHES

Rank	Opponent (Date)	Assists
1.	North Carolina State (11/7/1986)	95
2.	Arkansas (11/2/2007)	80
3.	Tennessee (11/11/2007)	79
	Northern Illinois (9/8/2000)	79
5.	Auburn (9/14/2007)	76

ACES

3-SET MATCHES

Rank	Opponent (Date)	Aces
1.	Auburn (10/17/2004)	16
	Alabama (9/29/2002)	16
	Creighton (9/7/2002)	16
	Auburn (10/11/1998)	16
5.	Auburn (9/27/2002)	15
	Tennessee (10/26/1997)	15

4-SET MATCHES

Rank	Opponent (Date)	Aces
1.	Jacksonville (9/6/1991)	22
2.	Kentucky (11/8/1998)	16
	Arkansas (10/5/1997)	16
	Western Carolina (9/3/1993)	16
5.	Mississippi (10/12/1997)	15

5-SET MATCHES

Rank	Opponent (Date)	Aces
1.	Santa Clara (9/18/2003)	15
	New Mexico (9/8/2000)	15
	Washington State (9/23/1988)	15
4.	George Washington (9/20/2003)	14
5.	Indiana (9/13/2003)	13
	Michigan (9/17/1999)	13

DIGS

3-SET MATCHES

Rank	Opponent (Date)	Digs
1.	Mississippi State (10/8/1995)	96
	UNC Greensboro (9/6/1995)	96
3.	Kentucky (10/30/1994)	92
4.	Appalachian State (9/24/1993)	91
5.	Mississippi State (11/17/1995)	89

4-SET MATCHES

Rank	Opponent (Date)	Digs
1.	Charlotte (10/26/1993)	120
2.	Mississippi State (9/27/1996)	118
3.	LSU (10/25/1996)	113
4.	Kentucky (10/22/1993)	110
5.	Mississippi State (10/22/2000)	109

5-SET MATCHES

Rank	Opponent (Date)	Digs
1.	Maryland (9/16/1995)	136
2.	Mississippi State (11/13/2010)	114
	George Washington (11/12/1988)	114
4.	Arkansas (11/2/2007)	108
5.	Tennessee (11/11/2007)	106
	Alabama (9/30/1994)	106

BLOCK SOLOS

3-SET MATCHES

Rank	Opponent (Date)	Block Solos
1.	Mercer (9/3/2005)	9
2.	Georgia (10/24/2002)	7
3.	Lipscomb (9/11/2010)	6
	George Washington (9/11/2007)	6
	Tennessee (11/7/1997)	6
	Davidson (9/4/1995)	6

4-SET MATCHES

Rank	Opponent (Date)	Block Solos
1.	Charlotte (10/5/1988)	17
2.	Illinois-Chicago (9/7/1996)	12
3.	Dayton (8/29/2008)	8
	UNC Asheville (9/25/1993)	8
	Florida (9/6/1986)	8

5-SET MATCHES

Rank	Opponent (Date)	Block Solos
1.	Maryland (9/1/2007)	7
2.	Mississippi State (10/15/2006)	6
	Arkansas (9/25/2005)	6
	Memphis (11/22/1986)	6
5.	LSU (10/28/2007)	5

St. John's (9/8/2006)	5
Alabama (9/30/1994)	5

BLOCK ASSISTS

3-SET MATCHES

Rank	Opponent (Date)	Block Assists
1.	Tennessee (11/9/2005)	28
	Kentucky (10/20/1995)	28
3.	Auburn (10/31/2003)	26
	Illinois State (12/4/1997)	26
	Mississippi State (10/8/1995)	26

4-SET MATCHES

Rank	Opponent (Date)	Block Assists
1.	Georgia (11/12/1995)	36
2.	Mississippi (10/8/2004)	34
3.	North Carolina (9/10/2005)	32
4.	Kentucky (10/16/1998)	30
	Tennessee (10/14/1994)	30

5-SET MATCHES

Rank	Opponent (Date)	Block Assists
1.	College of Charleston (9/7/1991)	41
2.	Kentucky (10/7/1994)	36
3.	Eastern Kentucky (9/19/2014)	34
	College of Charleston (10/20/1993)	34
4.	St. John's (9/8/2006)	30
5.	Santa Clara (9/18/2003)	28
	Michigan (9/17/1999)	28
	Colorado State (12/4/1998)	28
	UCF (8/31/1996)	28
	Memphis (11/22/1986)	28

TOTAL BLOCKS

3-SET MATCHES

Rank	Opponent (Date)	Total Blocks
1.	Kentucky (10/20/1995)	18.0
2.	Mercer (9/3/2005)	17.0
3.	Tennessee (11/9/2005)	16.0
4.	Winthrop (11/26/2005)	14.0
	Auburn (10/31/2003)	14.0
	Illinois State (12/4/1997)	14.0
	Alabama (10/1/1993)	14.0

4-SET MATCHES

Rank	Opponent (Date)	Total Blocks
1.	Tennessee (10/14/1994)	22.0
2.	Mississippi (10/8/2004)	21.0
	Georgia (11/12/1995)	21.0
4.	UNC Asheville (9/25/1993)	20.0
5.	North Carolina (9/10/2005)	19.0
	American (12/5/2002)	19.0

5-SET MATCHES

Rank	Opponent (Date)	Total Blocks
1.	North Carolina (10/19/1988)	22.0
2.	College of Charleston (9/7/1991)	21.5
3.	College of Charleston (10/20/1993)	21.0
4.	St. John's (9/8/2006)	20.0
	Memphis (11/22/1986)	20.0

Note: Box scores are only available from 1993 to the present. Limited historical records prior to 1993 were used to aid in the composition of individual match records as well.



SCOTT SWANSON

Head Coach • Fourth Year at South Carolina

- Coached seven teams that played in the NCAA Tournament (Arizona State 1999, 2000, Minnesota 2006-10)
- Part of staff for eight All-Americans
- Recruited three top-10 classes to Minnesota

The 11th head coach in Gamecock Volleyball history, Scott Swanson looks to continue building the South Carolina program into a national contender entering his fourth season in Columbia.

Last season under Swanson's guidance, outside hitter Juliette Thévenin became just the second Gamecock in school history to earn AVCA All-American honors as she was named honorable mention All-American. Thévenin was also a first-team AVCA All-Southeast Region and All-SEC selection as she left the program ranked in the top 10 in six career categories.

Swanson guided the Gamecocks to an 18-14 record in 2012, the program's second winning season in the last decade. South Carolina got off to a program-best 13-0 start and improved its hitting percentage for a second straight season, ranking second in the SEC with a percentage of .255, an improvement of 29 points from the previous year. Outside hitter Juliette Thévenin garnered second-team All-SEC honors after she ranked second in SEC play with 4.40 kills per set and 4.81 points per set, becoming the first Gamecock since 2008 to receive an All-SEC award.

In Swanson's first season, the Gamecocks went 14-16 and improved its offensive efficiency and its backline defense under his guidance. The team led the SEC with a 16.78 digs average, the best mark in four years for the Gamecocks, and hit .226, a 45-point improvement from the 2011 season. Three times, South Carolina student-athletes garnered an SEC weekly award, with Thévenin picking up the first offensive listing and Paige Wheeler twice gaining the defensive certificate.

Swanson's teams have also proved themselves in the classroom, earning the Team Academic Award from the American Volleyball Coaches Association in 2011-12, 2012-13 and 2013-14. A total of 13 Gamecocks made the SEC Academic Honor Roll in 2013-14, 15 in 2012-13 and 13 received the honor in 2011-12. The team also claimed the department's Life Skills Team of the Year award in 2011-12, honoring the group for its academic achievements, personal development and work in the community.

Prior to his current head coaching job, Swanson spent five years on the sidelines for the Golden Gophers, helping the team to five-consecutive NCAA Tournament appearances and a 125-46 record. Three times, Minnesota finished second in the Big Ten behind perennial power Penn State. The 2009 team advanced to the national semifinals in the NCAA Tournament.

During his tenure in Minneapolis, Swanson helped the Golden Gophers become an elite blocking team. In five years, Minnesota never ranked lower than 35th in NCAA Division I in blocks. The 2007 team set a program record with 3.54 blocks per set. Five Golden Gophers earned All-America accolades during those five years, including 2009 first-team middle blocker and 2012 US National Team pool member Lauren Gibbemeyer.

Swanson also led the Gophers' recruiting efforts, posting three top-10 recruiting classes according to PrepVolleyball.com. The 2009 group earned top honors from the outlet.

The summer of 2009, Swanson spent time with USA Volleyball's A-2 Junior National Team, and he coached the USA Red team to a second-place showing in the 2008 USA Adult Open Championships.

Swanson brings in four years of head coaching experience to Columbia after his tenure at the University of Texas-El Paso. With a 50-61 career record, Swanson had the team on the brink of the NCAA Tournament in 2005, when the Miners went 21-10. Three players earned all-conference honors under Swanson's tutelage, including honorable mention All-American Kari Stacy. He also inked a high school All-American and saw his team improve in the classroom to a department-best 3.2 GPA in 2005.

Prior to UTEP, Swanson spent six years at his alma mater, Arizona State. He helped the team to two NCAA Tournament appearances during his time in Tempe and coached one second-team All-American and two Pac-10 All-Freshman Team players. Two of his Sun Devil players garnered Academic All-America certificates as well.

Swanson started his coaching career at Mountain View (Ariz.) High School, working as an assistant with the varsity team and leading his junior varsity group to a 17-1 record. As a head coach with the Arizona East Valley Juniors club, he led a 16-1s team to a national runner-up finish and earned Cactus Region Coach of the Year honors. He also served as head coach at Camelback High School before landing the job with Arizona State, where he also played club volleyball.

A graduate of ASU, Swanson is married to the former Erin Meier. The couple has two daughters, Rylee Sue and Haylen Rae.

HEAD COACHING RECORD

Year	School	W	L	PCT	W	L	PCT	Finish
2002	UTEP	11	14	.440	6	7	.462	2nd WAC East
2003	UTEP	8	22	.267	2	11	.154	5th WAC East
2004	UTEP	10	15	.400	2	11	.154	4th WAC East
2005	UTEP	21	10	.677	10	6	.625	4th CUSA
2011	South Carolina	14	16	.467	5	15	.250	5th SEC East
2012	South Carolina	18	14	.563	6	14	.300	6th SEC East
2013	South Carolina	12	19	.387	3	15	.167	T-11th SEC
2014	South Carolina	11	3	.786	1	1	.500	
TOTAL	7+ Years	105	113	.482	35	80	.304	

ASSISTANT COACHING RECORD

Year	School	W	L	PCT	W	L	PCT	Finish
1996	Arizona State	9	15	.375	4	14	.222	8th Pac-10
1997	Arizona State	13	16	.448	4	14	.222	8th Pac-10
1998	Arizona State	11	14	.440	8	10	.444	T-5th Pac-10
1999	Arizona State	14	13	.519	10	8	.556	5th Pac-10
2000	Arizona State	18	12	.600	9	9	.500	T-5th Pac-10
2001	Arizona State	10	16	.385	5	13	.278	7th Pac-10
2006	Minnesota	26	8	.765	17	3	.850	T-2nd Big Ten
2007	Minnesota	18	13	.581	11	9	.550	T-3rd Big Ten
2008	Minnesota	27	7	.794	16	4	.800	2nd Big Ten
2009	Minnesota	28	9	.757	15	5	.750	3rd Big Ten
2010	Minnesota	26	8	.765	14	6	.700	2nd Big Ten
TOTAL	11 Years	200	131	.604	113	95	.543	

THE SWANSON TIMELINE

Coaching

2011-present	Head coach, South Carolina
2006-2010	Assistant coach, associate head coach, Minnesota
2009	Assistant coach, USA Volleyball A-2 Women's Team
2002-2005	Head coach, UTEP
1996-2001	Assistant coach, associate head coach, Arizona State
1994-1995	Head coach, Camelback High School
1993-2000	Head coach, Arizona East Valley Juniors
1991-1992	Assistant coach, Mountain View High School

Education

1995	B.A., Family studies and human development, Arizona State
------	---



3 - DESSAA LEGROS

5-10 • So. • MB/OH • Kennesaw, Ga. (Allatoona)

SEASON NOTES

- Recorded three kills and a block in first action of the season against Clemson (9/5).
- Had one kill, two digs and first career service ace against The Citadel (9/20).
- Played three sets vs. No. 14 Kentucky (9/28) and recorded a season-high eight kills while hitting .429.

Season Highs

Kills

8, Kentucky (9/28)

Attempts

14, Kentucky (9/28)

Hit. % (Min. 12 Att.)

.429, Kentucky (9/28)

Assists

N/A

Service Aces

1, The Citadel (9/20)

Digs

2, The Citadel (9/20)

Blocks Solo

N/A

Block Assists

1, 2x, last vs. Kentucky (9/28)

Total Blocks

1, 2x, last vs. Kentucky (9/28)

Career Highs

Kills

12, Tennessee (9/29/13)

Attempts

35, Tennessee (9/29/13)

Hit. % (Min. 12 Att.)

.667, SC State (8/30/13)

Assists

2, Furman (9/7/13)

Service Aces

1, The Citadel (9/20/14)

Digs

4, Tennessee (9/29/13)

Blocks Solo

N/A

Block Assists

2, Georgia (10/11/13)

Total Blocks

2, Georgia (10/11/13)

2014 Match-By-Match Statistics

DATE	OPP	SP	KILL	ERR	ATT	PCT	AST	SA	SE	RE	DIG	BS	BA	BE	TB	BHE	P
8/29	Gardner-Webb	--	--	--	--	--	--	--	DNP	--	--	--	--	--	--	--	--
8/30	Jacksonville	--	--	--	--	--	--	--	DNP	--	--	--	--	--	--	--	--
8/30	Georgia Tech	--	--	--	--	--	--	--	DNP	--	--	--	--	--	--	--	--
9/5	vs. Clemson	2	3	3	10	.000	0	0	1	0	0	0	1	0	1.0	0	3.5
9/6	vs. Furman	--	--	--	--	--	--	--	DNP	--	--	--	--	--	--	--	--
9/6	at Winthrop	--	--	--	--	--	--	--	DNP	--	--	--	--	--	--	--	--
9/12	at Campbell	--	--	--	--	--	--	--	DNP	--	--	--	--	--	--	--	--
9/13	vs. Elon	--	--	--	--	--	--	--	DNP	--	--	--	--	--	--	--	--
9/13	vs. North Florida	--	--	--	--	--	--	--	DNP	--	--	--	--	--	--	--	--
9/19	Norfolk State	1	1	0	2	.500	0	0	0	0	0	0	0	0	0.0	0	1.0
9/19	Eastern Kentucky	--	--	--	--	--	--	--	DNP	--	--	--	--	--	--	--	--
9/20	The Citadel	2	1	0	1	1.000	0	1	0	0	2	0	0	0	0.0	0	2.0
9/26	Ole Miss	--	--	--	--	--	--	--	DNP	--	--	--	--	--	--	--	--
9/28	Kentucky	3	8	2	14	.429	0	0	0	0	1	0	1	0	1.0	0	8.5
10/3	at Mississippi State																
10/5	at Auburn																
10/12	at Alabama																
10/15	Florida																
10/19	Texas A&M																
10/21	at Coastal Carolina																
10/24	Mississippi State																
10/26	Missouri																
10/31	at LSU																
11/2	at Ole Miss																
11/9	Alabama																
11/14	at Arkansas																
11/16	Auburn																
11/19	at Tennessee																
11/23	at Georgia																
11/26	at Florida																
11/29	LSU																

CAREER STATISTICS

YEAR	SP	MP	KILL	K/S	ERR	ATT	PCT	AST	A/S	SA	SA/S	SE	DIG	D/S	RE	BS	BA	TB	B/S	BE	BHE	P	P/S
2013	76	29	131	1.72	83	433	.111	5	0.07	0	0.00	0	30	0.39	4	0	14	14	0.18	2	0	138.0	1.82
2014	8	4	13	1.62	5	27	.296	0	0.00	1	0.12	1	3	0.38	0	0	2	2	0.25	0	0	15.0	1.88
TOTAL	84	33	144	1.71	88	460	.122	5	0.06	1	0.01	1	33	0.39	4	0	16	16	0.19	2	0	153.0	1.82



4 - DARIAN DOZIER

6-1 • Jr. • MB/RS • Sandy Spring, Md. (St. Johns College)

SEASON NOTES

- Blocks per set average of 1.56 ranks second in the SEC and 12th in the nation.
- Posted career-highs in total blocks (11) and block solos (3) vs. Jacksonville (8/30).
- Recorded season-high 12 kills, nine blocks and a career-high seven digs vs. Furman (9/6).
- Had a season-best hitting percentage of .412 vs. Campbell (9/12) with eight kills on 17 attacks and just one error.
- Finished with nine kills, six blocks and four digs vs. North Florida (9/13).
- Talled six kills on nine attempts with no attack errors (.667) vs. The Citadel (9/20).
- Contributed 11 kills and seven blocks vs. Ole Miss (9/26).

Season Highs

Kills

12, Furman (9/6)

Attempts

30, Furman (9/6)

Hit. % (Min. 12 Att.)

.412, Campbell (9/12)

Assists

1, 3x, last vs.

Norfolk State (9/19)

Service Aces

2, Furman (9/6)

Digs

7, Furman (9/6)

Blocks Solo

3, Jacksonville (8/30)

Block Assists

8, 2x, last vs. Furman
(9/6)

Total Blocks

11, Jacksonville (8/30)

Career Highs

Kills

18, Texas A&M
(10/6/13)

Attempts

30, Furman (9/6/14)

Hit. % (Min. 12 Att.)

.625, Western
Carolina (9/20/13)

Assists

2, LSU (9/16/12)

Service Aces

2, 2x, last vs. Furman
(9/6/14)

Digs

7, Furman (9/6/14)

Blocks Solo

3, Jacksonville
(8/30/14)

Block Assists

8, 3x, last vs.
Furman (9/6/14)

Total Blocks

11, Jacksonville
(8/30/14)

2014 Match-By-Match Statistics

DATE	OPP	SP	KILL	ERR	ATT	PCT	AST	SA	SE	RE	DIG	BS	BA	BE	TB	BHE	P
8/29	Gardner-Webb	3	4	1	14	.214	0	0	1	0	2	0	5	1	5.0	0	6.5
8/30	Jacksonville	4	6	4	21	.095	1	0	0	0	1	3	8	0	11.0	1	13.0
8/30	Georgia Tech	1	0	1	5	-.200	0	0	0	0	0	0	2	0	2.0	0	1.0
9/5	vs. Clemson	4	5	1	19	.211	0	0	0	0	0	0	5	0	5.0	0	7.5
9/6	vs. Furman	5	12	5	30	.233	0	2	0	0	7	1	8	0	9.0	0	19.0
9/6	at Winthrop	3	3	2	13	.077	1	0	0	0	6	0	7	0	7.0	0	6.5
9/12	at Campbell	3	8	1	17	.412	0	0	0	1	3	0	4	0	4.0	0	10.0
9/13	vs. Elon	3	5	1	17	.235	0	0	0	0	4	1	2	1	3.0	0	7.0
9/13	vs. North Florida	4	9	3	19	.316	0	0	1	0	4	1	5	1	6.0	0	12.5
9/19	Norfolk State	3	3	4	14	-.071	1	0	1	0	1	0	6	0	6.0	0	6.0
9/19	Eastern Kentucky	5	9	4	22	.227	0	0	0	0	6	0	6	0	6.0	0	12.0
9/20	The Citadel	3	6	0	9	.667	0	0	0	0	2	0	2	0	2.0	0	7.0
9/26	Ole Miss	5	11	6	28	.179	0	0	0	0	2	0	7	3	7.0	0	14.5
9/28	Kentucky	4	5	3	15	.133	0	0	1	0	1	1	4	1	5.0	0	8.0
10/3	at Mississippi State																
10/5	at Auburn																
10/12	at Alabama																
10/15	Florida																
10/19	Texas A&M																
10/21	at Coastal Carolina																
10/24	Mississippi State																
10/26	Missouri																
10/31	at LSU																
11/2	at Ole Miss																
11/9	Alabama																
11/14	at Arkansas																
11/16	Auburn																
11/19	at Tennessee																
11/23	at Georgia																
11/26	at Florida																
11/29	LSU																

CAREER STATISTICS

YEAR	SP	MP	KILL	K/S	ERR	ATT	PCT	AST	A/S	SA	SA/S	SE	DIG	D/S	RE	BS	BA	TB	B/S	BE	BHE	P	P/S
2012	96	31	129	1.34	43	325	.265	6	0.06	0	0.00	0	24	0.25	0	7	60	67	0.70	12	0	166.0	1.73
2013	108	31	214	1.98	70	521	.276	6	0.06	8	0.07	24	64	0.59	0	8	107	115	1.06	7	4	283.5	2.62
2014	50	14	86	1.72	36	243	.206	3	0.06	2	0.04	4	39	0.78	1	7	71	78	1.56	7	1	130.5	2.60
TOTAL	254	76	429	1.69	149	1089	.257	15	0.06	10	0.04	28	127	0.50	1	22	238	260	1.02	26	5	580.0	2.28



5 - TAYLR MCNEIL

6-2 • Fr. • OH • Eagan, Minn. (Eagan)

SEASON NOTES

- Named Campbell Invitational MVP after averaging 4.10 kills per set while hitting .309 and 2.10 digs per set in three matches.
- Kills per set average (3.63) ranks fourth in the SEC and first among freshmen in the league.
- Recorded a match-high 16 kills while hitting .419 and nine digs in Gamecock debut vs. Gardner-Webb (8/29).
- Posted career-highs in kills (22), digs (23) and blocks (5) vs. Furman (9/6).
- Had a career-best hitting percentage of .520 vs. The Citadel (9/20), recording 15 kills on 25 attacks and just two errors.
- Produced 18 kills and four blocks in comeback win over Ole Miss (9/26).
- She is currently the only player in the SEC to have a double-double with more than 20 kills and 20 digs (22 kills, 23 digs vs. Furman). It's the first time a Gamecock player has recorded more than 20 kills and 20 digs in a match since Crystal Moore had 20 kills and 21 digs vs. Michigan on Sept. 17, 1999.

Season Highs

Kills

22, Furman (9/6)

Assists

53, Furman (9/6)

Hit. % (Min. 12 Att.)

.520, The Citadel (9/20)

Assists

4, Georgia Tech (8/30)

Service Aces

1, 4x, last vs. The Citadel (9/20)

Digs

23, Furman (9/6)

Blocks Solo

3, Furman (9/6)

Block Assists

5, Georgia Tech (8/30)

Total Blocks

5, 2x, last vs. Furman (9/6)

2014 Match-By-Match Statistics

DATE	OPP	SP	KILL	ERR	ATT	PCT	AST	SA	SE	RE	DIG	BS	BA	BE	TB	BHE	P
8/29	Gardner-Webb	3	16	3	31	.419	0	0	0	0	9	0	1	0	1.0	0	16.5
8/30	Jacksonville	4	9	5	27	.148	0	1	0	0	9	0	3	0	3.0	0	11.5
8/30	Georgia Tech	4	9	4	35	.143	4	0	0	0	9	0	5	1	5.0	0	11.5
9/5	vs. Clemson	4	7	7	29	.000	0	1	1	0	11	0	0	0	0.0	0	8.0
9/6	vs. Furman	5	22	5	53	.321	0	0	0	2	23	3	2	0	5.0	0	26.0
9/6	at Winthrop	3	14	7	41	.171	1	0	0	0	6	0	1	0	1.0	0	14.5
9/12	at Campbell	3	15	4	37	.297	0	1	1	1	9	0	2	0	2.0	0	17.0
9/13	vs. Elon	3	10	2	22	.364	1	0	0	0	5	1	0	1	1.0	0	11.0
9/13	vs. North Florida	4	16	5	38	.289	0	0	0	1	7	0	0	0	0.0	0	16.0
9/19	Norfolk State	3	12	0	30	.400	0	0	0	0	4	0	1	0	1.0	0	12.5
9/19	Eastern Kentucky	5	15	7	52	.154	0	0	0	4	12	0	4	0	4.0	0	17.0
9/20	The Citadel	3	15	2	25	.520	1	1	0	0	7	0	1	1	1.0	0	16.5
9/26	Ole Miss	5	18	6	52	.231	1	0	0	1	2	1	3	0	4.0	0	20.5
9/28	Kentucky	4	13	3	32	.312	0	0	1	2	6	1	1	1	2.0	0	14.5
10/3	at Mississippi State																
10/5	at Auburn																
10/12	at Alabama																
10/15	Florida																
10/19	Texas A&M																
10/21	at Coastal Carolina																
10/24	Mississippi State																
10/26	Missouri																
10/31	at LSU																
11/2	at Ole Miss																
11/9	Alabama																
11/14	at Arkansas																
11/16	Auburn																
11/19	at Tennessee																
11/23	at Georgia																
11/26	at Florida																
11/29	LSU																

CAREER STATISTICS

YEAR	SP	MP	KILL	K/S	ERR	ATT	PCT	AST	A/S	SA	SA/S	SE	DIG	D/S	RE	BS	BA	TB	B/S	BE	BHE	P	P/S
2014	53	14	191	3.60	60	504	.260	8	0.15	4	0.08	3	119	2.25	11	6	24	30	0.57	4	0	213.0	4.02



6 - SARAH BLOMGREN

5-11 • Jr. • RS/OH • Canyon Country, Calif. (Saugus)

SEASON NOTES

- Named to Campbell Invitational All-Tournament team, averaging 1.90 kills per set.
- Matched career high with five blocks against Gardner-Webb (8/29).
- Had season-high 13 kills while hitting .385 in win over Georgia Tech (8/30).
- Hit a career-best .467 on 15 attempts vs. Campbell (9/12), finishing with eight kills and one attack error.

Season Highs

Kills

13, Georgia Tech (8/30)

Attempts

27, Furman (9/6)

Hit. % (Min. 12 Att.)

.467, Campbell (9/12)

Assists

1, 4x, last vs.

Kentucky (9/28)

Service Aces

N/A

Digs

5, Gardner-Webb (8/29)

Blocks Solo

N/A

Block Assists

5, Gardner-Webb (8/29)

Total Blocks

5, Gardner-Webb (8/29)

Career Highs

Kills

14, Winthrop (9/7/13)

Attempts

28, 3x, last vs.

Duke (9/14/13)

Hit. % (Min. 12 Att.)

.467, Campbell

(9/12/14)

Assists

2, LSU (9/16/12)

Service Aces

1, Georgia (11/10/13))

Digs

5, 2x, last vs. Gardner-

Webb (8/29/14)

Blocks Solo

1, 4x, last vs.

Arkansas (10/4/13)

Block Assists

5, 4x, last vs.

Gardner-Webb (8/29/14)

Total Blocks

5, 4x, last vs.

Gardner-Webb (8/29/14)

2014 Match-By-Match Statistics

DATE	OPP	SP	KILL	ERR	ATT	PCT	AST	SA	SE	RE	DIG	BS	BA	BE	TB	BHE	P
8/29	Gardner-Webb	3	6	3	15	.200	1	0	0	0	5	0	5	0	5.0	1	8.5
8/30	Jacksonville	4	4	1	11	.273	1	0	1	0	2	0	2	0	2.0	0	5.05
8/30	Georgia Tech	4	13	3	26	.385	0	0	0	0	1	0	2	1	2.0	0	14.0
9/5	vs. Clemson	4	9	4	22	.227	0	0	0	1	2	0	1	1	1.0	0	9.5
9/6	vs. Furman	5	6	6	27	.000	0	0	0	0	3	0	1	2	1.0	0	6.5
9/6	at Winthrop	3	5	2	15	.200	1	0	0	0	4	0	4	0	4.0	0	7.0
9/12	at Campbell	3	8	1	15	.467	0	0	0	0	1	0	0	0	0.0	0	8.0
9/13	vs. Elon	3	4	2	6	.333	0	0	0	0	0	0	1	0	1.0	0	4.5
9/13	vs. North Florida	4	7	4	22	.136	0	0	0	0	0	0	3	0	3.0	1	8.5
9/19	Norfolk State	1	0	0	2	.000	0	0	0	0	0	0	0	0	0.0	0	0.0
9/19	Eastern Kentucky	2	4	4	10	.000	0	0	0	0	1	0	2	0	2.0	0	5.0
9/20	The Citadel	1	1	0	2	.500	0	0	0	0	1	0	0	0	0.0	0	1.0
9/26	Ole Miss	2	2	4	11	-.182	0	0	0	0	1	0	1	0	1.0	0	2.5
9/28	Kentucky	2	0	0	3	.000	1	0	0	2	1	0	0	0	0.0	0	0.0
10/3	at Mississippi State																
10/5	at Auburn																
10/12	at Alabama																
10/15	Florida																
10/19	Texas A&M																
10/21	at Coastal Carolina																
10/24	Mississippi State																
10/26	Missouri																
10/31	at LSU																
11/2	at Ole Miss																
11/9	Alabama																
11/14	at Arkansas																
11/16	Auburn																
11/19	at Tennessee																
11/23	at Georgia																
11/26	at Florida																
11/29	LSU																

CAREER STATISTICS

YEAR	SP	MP	KILL	K/S	ERR	ATT	PCT	AST	A/S	SA	SA/S	SE	DIG	D/S	RE	BS	BA	TB	B/S	BE	BHE	P	P/S
2012	24	11	19	0.79	18	68	.015	0	0.00	0	0.00	0	2	0.08	0	1	7	8	0.33	4	0	23.5	0.96
2013	102	30	214	2.10	117	542	.179	7	0.07	1	0.01	2	36	0.35	1	5	60	65	0.64	11	0	250.0	2.45
2014	41	14	69	1.68	34	187	.187	4	0.10	0	0.00	1	22	0.54	3	0	22	22	0.54	4	2	80.0	1.95
TOTAL	167	55	302	1.81	169	797	.167	11	0.07	1	0.01	3	60	0.36	4	6	89	95	0.57	19	2	353.5	2.11



7 - JACQY ANGERMILLER

6-2 • So. • MB/RS • Dallas, Texas (LD Bell)

SEASON NOTES

- Ranks eighth in the SEC in blocks per set (1.11).
- Tallied a career-high 11 blocks (all block assists) vs. Eastern Kentucky, which is tied for the second most block assists in a five-set match in school history and the fourth most total blocks in a five-set match.
- Has recorded five or more blocks in five matches this season.
- Finished with a season-high 11 kills while hitting .364 and six blocks in comeback win vs. Ole Miss (9/26).

Season Highs

Kills

11, Ole Miss (9/26)

Attempts

22, Ole Miss (9/26)

Hit. % (Min. 12 Att.)

.364, Ole Miss (9/26)

Assists

1, Furman (9/6)

Service Aces

N/A

Digs

1, 5x, last vs. Ole Miss (9/26)

Blocks Solo

1, 2x, last vs. Ole Miss (9/26)

Block Assists

11, Eastern Kentucky (9/19)

Total Blocks

11, Eastern Kentucky (9/19)

Career Highs

Kills

12, Western Carolina (9/20/13)

Attempts

26, Tennessee (9/29/13)

Hit. % (Min. 12 Att.)

.583, Liberty (9/13/13)

Assists

3, Ole Miss (10/20/13)

Service Aces

N/A

Digs

2, Tennessee (9/29/13)

Blocks Solo

2, 2x, last vs. Kentucky (11/8/13)

Block Assists

11, Eastern Kentucky (9/19/14)

Total Blocks

11, Eastern Kentucky (9/19/14)

2014 Match-By-Match Statistics

DATE	OPP	SP	KILL	ERR	ATT	PCT	AST	SA	SE	RE	DIG	BS	BA	BE	TB	BHE	P	
8/29	Gardner-Webb	3	2	1	6	.167	0	0	0	0	1	0	5	0	5.0	0	4.5	
8/30	Jacksonville	2	1	0	3	.333	0	0	0	0	0	0	2	0	2.0	0	2.0	
8/30	Georgia Tech	4	3	1	11	.182	0	0	0	0	1	0	3	0	3.0	0	4.5	
9/5	vs. Clemson	4	6	2	11	.364	0	0	0	0	1	0	1	0	1.0	0	6.5	
9/6	vs. Furman	4	3	2	14	.071	1	0	0	0	1	0	1	0	1.0	0	3.5	
9/6	at Winthrop	3	5	0	8	.625	0	0	0	1	0	1	4	0	5.0	0	8.0	
9/12	at Campbell	1	0	4	4	-1.000	0	0	0	0	0	0	1	0	1.0	0	0.5	
9/13	vs. Elon	--	--	--	--	--	--	--	DNP	--	--	--	--	--	--	--	--	
9/13	vs. North Florida	--	--	--	--	--	--	--	DNP	--	--	--	--	--	--	--	--	
9/19	Norfolk State	3	2	0	7	.286	0	0	0	0	0	0	0	0	1	0.0	0	2.0
9/19	Eastern Kentucky	5	4	4	12	.000	0	0	0	0	0	0	11	0	11.0	0	9.5	
9/20	The Citadel	2	1	1	8	.000	0	0	0	0	0	0	5	1	5.0	0	3.5	
9/26	Ole Miss	5	11	3	22	.364	0	0	0	0	1	1	5	0	6.0	0	14.5	
9/28	Kentucky	4	4	1	14	.214	0	0	1	0	0	0	0	0	0.0	0	4.0	
10/3	at Mississippi State																	
10/5	at Auburn																	
10/12	at Alabama																	
10/15	Florida																	
10/19	Texas A&M																	
10/21	at Coastal Carolina																	
10/24	Mississippi State																	
10/26	Missouri																	
10/31	at LSU																	
11/2	at Ole Miss																	
11/9	Alabama																	
11/14	at Arkansas																	
11/16	Auburn																	
11/19	at Tennessee																	
11/23	at Georgia																	
11/26	at Florida																	
11/29	LSU																	

CAREER STATISTICS

YEAR	SP	MP	KILL	K/S	ERR	ATT	PCT	AST	A/S	SA	SA/S	SE	DIG	D/S	RE	BS	BA	TB	B/S	BE	BHE	P	P/S
2013	77	24	121	1.57	50	334	.213	4	0.05	0	0.00	0	13	0.17	1	8	75	83	1.08	8	1	166.5	2.16
2014	40	12	42	1.05	19	120	.192	1	0.03	0	0.00	1	5	0.12	1	2	38	40	1.00	2	0	63.0	1.58
TOTAL	117	36	163	1.39	69	454	.207	5	0.04	0	0.00	1	18	0.15	2	10	113	123	1.05	10	1	229.5	1.96



8 - KELLIE MCNEIL

6-0 • RS-Jr. • S • Eagan, Minn. (Minnesota)

SEASON NOTES

- Ranks 12th in the SEC with an average of 6.18 assists per set.
- Seventh in the conference in service aces per set (0.31).
- Matched career high with four services aces against Georgia Tech (8/30) and Clemson (9/5).
- Posted double-double with 36 assists and 14 digs against Georgia Tech (8/30).
- Recorded second double-double of the season with 23 assists and a season-high 17 digs vs. Clemson (9/5).
- Fell one dig shy of a triple-double vs. Ole Miss (9/26) with a career-high 10 kills (.667), 38 assists, nine digs and six blocks.

Season Highs

Kills
10, Ole Miss (9/26)

Attempts

15, Ole Miss (9/26)

Hit. % (Min. 12 Att.)

.667, Ole Miss (9/26)

Assists

40, Kentucky (9/28)

Service Aces

4, 2x, last vs. Clemson (9/5)

Digs

17, Clemson (9/5)

Blocks Solo

1, Kentucky (9/28)

Block Assists

6, Ole Miss (9/26)

Total Blocks

6, Ole Miss (9/26)

Career Highs

Kills

10, Ole Miss (9/26/14)

Attempts

16, Clemson (9/6/13)

Hit. % (Min. 12 Att.)

.667, Ole Miss (9/26/14)

Assists

*61, Penn St. (11/4/11)

Service Aces

4, 3x, last vs. Georgia Tech (8/30/14)

Digs

20, Tennessee (9/29/13)

Blocks Solo

2, 2x, last vs. Tennessee (9/29/13)

Block Assists

8, Coastal Carolina (10/30/13)

Total Blocks

9, Coastal Carolina (10/30/13)

*at Minnesota

2014 Match-By-Match Statistics

DATE	OPP	SP	KILL	ERR	ATT	PCT	AST	SA	SE	RE	DIG	BS	BA	BE	TB	BHE	P
8/29	Gardner-Webb	3	4	1	5	.600	24	2	2	0	4	0	3	1	3.0	0	7.5
8/30	Jacksonville	4	3	0	7	.429	21	1	2	0	8	0	4	0	4.0	2	6.0
8/30	Georgia Tech	4	7	1	9	.667	36	4	2	0	14	0	4	0	4.0	0	13.0
9/5	vs. Clemson	4	3	3	11	.000	23	4	2	0	17	0	3	1	3.0	0	8.5
9/6	vs. Furman	4	3	0	7	.429	7	0	0	0	0	0	0	0	0.0	0	3.0
9/6	at Winthrop	3	2	0	7	.286	19	1	0	0	7	0	4	0	4.0	1	5.0
9/12	at Campbell	3	2	0	6	.333	36	2	0	0	5	0	2	0	2.0	1	5.0
9/13	vs. Elon	1	2	0	3	.667	2	0	0	0	1	0	0	1	0.0	0	2.0
9/13	vs. North Florida	2	1	1	4	.000	1	0	0	0	0	0	0	0	0.0	0	1.0
9/19	Norfolk State	--	--	--	--	--	--	--	DNP	--	--	--	--	--	--	--	--
9/19	Eastern Kentucky	5	2	0	5	.400	13	0	0	0	4	0	4	0	4.0	0	4.0
9/20	The Citadel	3	4	1	8	.375	18	0	0	0	0	0	3	0	3.0	1	5.5
9/26	Ole Miss	5	10	0	15	.667	38	0	1	0	9	0	6	0	6.0	0	13.0
9/28	Kentucky	4	3	1	8	.250	40	0	3	0	5	1	2	0	3.0	0	5.0
10/3	at Mississippi State																
10/5	at Auburn																
10/12	at Alabama																
10/15	Florida																
10/19	Texas A&M																
10/21	at Coastal Carolina																
10/24	Mississippi State																
10/26	Missouri																
10/31	at LSU																
11/2	at Ole Miss																
11/9	Alabama																
11/14	at Arkansas																
11/16	Auburn																
11/19	at Tennessee																
11/23	at Georgia																
11/26	at Florida																
11/29	LSU																

CAREER STATISTICS

YEAR	SP	MP	KILL	K/S	ERR	ATT	PCT	AST	A/S	SA	SA/S	SE	DIG	D/S	RE	BS	BA	TB	B/S	BE	BHE	P	P/S
2011*	52	17	23	0.44	9	56	.250	320	6.15	13	0.25	18	64	1.23	0	1	27	28	0.54	3	7	50.5	0.97

*at Minnesota

YEAR	SP	MP	KILL	K/S	ERR	ATT	PCT	AST	A/S	SA	SA/S	SE	DIG	D/S	RE	BS	BA	TB	B/S	BE	BHE	P	P/S
2013	82	23	78	0.95	22	198	.283	834	10.17	11	0.13	14	161	1.96	1	8	69	77	0.94	2	18	131.5	1.60
2014	45	13	46	1.02	8	95	.400	278	6.18	14	0.31	12	74	1.64	0	1	35	36	0.80	3	5	78.5	1.73
TOTAL	127	36	124	0.98	30	293	.321	1112	8.76	25	0.20	26	235	1.85	1	9	104	113	0.89	5	23	210.0	1.65



9 - MEGAN KIRKLAND

5-7 • So. • DS/Libero • Lugoff, S.C. (Lugoff-Elgin)

SEASON NOTES

- Recorded a career-high three services aces against Jacksonville (8/30).
- Had eight digs and matched career high with three assists vs. Georgia Tech (8/30).
- Match career high with 13 digs vs. Elon (9/13).
- Tallied a career-high four assists to go along with seven digs vs. Eastern Kentucky (9/19).
- Finished with nine digs, three assists and a pair of service aces vs. Ole Miss (9/26).

Season Highs

Kills

1, Elon (9/13)

Attempts

1, 5x, last vs. Kentucky
(9/28)

Hit. % (Min. 12 Att.)

N/A

Assists

4, Eastern Kentucky
(9/19)

Service Aces

3, Jacksonville (8/30)

Digs

13, Elon (9/13)

Blocks Solo

N/A

Block Assists

N/A

Total Blocks

N/A

Career Highs

Kills

1, 3x, last vs.
Elon (9/13/14)

Attempts

1, 6x, last vs.
Kentucky (9/28/14)

Hit. % (Min. 12 Att.)

N/A

Assists

4, Eastern Kentucky
(9/19/14)

Service Aces

3, Jacksonville
(8/30/14)

Digs

13, 2x, last vs. Elon
(9/13/14)

Blocks Solo

N/A

Block Assists

N/A

Total Blocks

N/A

2014 Match-By-Match Statistics

DATE	OPP	SP	KILL	ERR	ATT	PCT	AST	SA	SE	RE	DIG	BS	BA	BE	TB	BHE	P
8/29	Gardner-Webb	--	--	--	--	--	--	--	DNP	--	--	--	--	--	--	--	--
8/30	Jacksonville	4	0	0	0	.000	2	3	0	0	6	0	0	0	0.0	0	3.0
8/30	Georgia Tech	4	0	0	0	.000	3	0	1	0	8	0	0	0	0.0	0	0.0
9/5	vs. Clemson	3	0	0	1	.000	0	0	0	0	2	0	0	0	0.0	0	0.0
9/6	vs. Furman	5	0	0	0	.000	0	1	1	0	6	0	0	0	0.0	0	1.0
9/6	at Winthrop	3	0	0	1	.000	0	0	0	0	6	0	0	0	0.0	0	0.0
9/12	at Campbell	3	0	0	0	.000	1	0	1	0	4	0	0	0	0.0	0	0.0
9/13	vs. Elon	3	1	0	1	1.000	1	1	1	1	13	0	0	0	0.0	0	2.0
9/13	vs. North Florida	4	0	0	1	.000	0	1	0	5	8	0	0	0	0.0	0	1.0
9/19	Norfolk State	2	0	0	0	.000	0	2	0	0	5	0	0	0	0.0	0	2.0
9/19	Eastern Kentucky	4	0	0	0	.000	4	0	0	1	7	0	0	0	0.0	0	0.0
9/20	The Citadel	3	0	0	0	.000	0	0	0	0	11	0	0	0	0.0	0	0.0
9/26	Ole Miss	5	0	0	0	.000	3	2	2	1	9	0	0	0	0.0	0	2.0
9/28	Kentucky	2	0	0	1	.000	0	0	0	0	1	0	0	0	0.0	0	0.0
10/3	at Mississippi State																
10/5	at Auburn																
10/12	at Alabama																
10/15	Florida																
10/19	Texas A&M																
10/21	at Coastal Carolina																
10/24	Mississippi State																
10/26	Missouri																
10/31	at LSU																
11/2	at Ole Miss																
11/9	Alabama																
11/14	at Arkansas																
11/16	Auburn																
11/19	at Tennessee																
11/23	at Georgia																
11/26	at Florida																
11/29	LSU																

CAREER STATISTICS

YEAR	SP	MP	KILL	K/S	ERR	ATT	PCT	AST	A/S	SA	SA/S	SE	DIG	D/S	RE	BS	BA	TB	B/S	BE	BHE	P	P/S
2013	36	17	2	0.06	0	3	.667	7	0.19	3	0.08	8	39	1.08	7	0	0	0	0.00	0	0	5.0	0.14
2014	45	13	1	0.02	0	5	.200	14	0.31	10	0.22	6	86	1.91	8	0	0	0	0.00	0	0	11.0	0.24
TOTAL	81	30	3	0.04	0	8	.375	21	0.26	13	0.16	14	125	1.54	15	0	0	0	0.00	0	0	16.0	0.20



10 - MICHAELA CHRISTIAANSEN

5-9 • Sr. • Libero • Tucson, Ariz. (Pepperdine)

SEASON NOTES

- Named Carolina Classic MVP after averging 4.00 digs per set for the tournament.
- Ranks third in the SEC in digs, averaging 4.42 per set. Leads the SEC in conference play with 5.33 digs per set.
- Averaged 4.80 digs per set at the Campbell Invitational.
- Has reached double figures in digs in all 14 matches.
- Posted 26 digs vs. Ole Miss (9/26), her most as a Gamecock.

Season Highs

Kills
1, 3x, last vs. Ole Miss (9/26)

Attempts
2, 2x, last vs. Ole Miss (9/26)

Hit. % (Min. 12 Att.)
N/A

Assists
9, Elon (9/13)

Service Aces
2, North Florida (9/13)

Digs
26, Ole Miss (9/26)

Blocks Solo
N/A

Block Assists
N/A

Total Blocks
N/A

Career Highs

Kills
2, Kentucky (11/8/13)

Attempts
17, Kentucky (11/8/13)

Hit. % (Min. 12 Att.)
-.059

Assists
28, Arkansas (11/22/13)

Service Aces
*4, Ole Miss (8/27/11)

Digs
*27, Miami (9/3/11)

Blocks Solo
N/A

Block Assists
1, 2x, last vs. Kentucky (11/8/13)

Total Blocks
1, 2x, last vs. Kentucky (11/8/13)

*at Pepperdine

2014 Match-By-Match Statistics

DATE	OPP	SP	KILL	ERR	ATT	PCT	AST	SA	SE	RE	DIG	BS	BA	BE	TB	BHE	P
8/29	Gardner-Webb	3	0	0	0	.000	2	0	0	0	13	0	0	0	0.0	0	0.0
8/30	Jacksonville	4	0	0	0	.000	5	0	1	1	15	0	0	0	0.0	0	0.0
8/30	Georgia Tech	4	0	0	0	.000	5	1	1	0	17	0	0	0	0.0	0	1.0
9/5	vs. Clemson	4	0	0	0	.000	2	0	0	1	16	0	0	0	0.0	0	0.0
9/6	vs. Furman	5	0	0	0	.000	7	1	1	1	19	0	0	0	0.0	0	1.0
9/6	at Winthrop	3	0	0	0	.000	2	0	0	2	12	0	0	0	0.0	0	0.0
9/12	at Campbell	3	1	0	2	.500	3	0	0	2	20	0	0	0	0.0	0	1.0
9/13	vs. Elon	3	0	0	0	.000	9	0	0	0	14	0	0	0	0.0	0	0.0
9/13	vs. North Florida	4	0	0	0	.000	4	2	1	5	16	0	0	0	0.0	0	2.0
9/19	Norfolk State	3	0	0	0	.000	4	0	0	0	12	0	0	0	0.0	0	0.0
9/19	Eastern Kentucky	5	0	0	0	.000	6	0	0	0	18	0	0	0	0.0	0	0.0
9/20	The Citadel	3	1	0	1	1.000	3	0	1	1	14	0	0	0	0.0	0	1.0
9/26	Ole Miss	5	1	1	2	.000	8	0	2	0	26	0	0	0	0.0	0	1.0
9/28	Kentucky	4	0	0	0	.000	3	0	0	0	22	0	0	0	0.0	0	0.0
10/3	at Mississippi State																
10/5	at Auburn																
10/12	at Alabama																
10/15	Florida																
10/19	Texas A&M																
10/21	at Coastal Carolina																
10/24	Mississippi State																
10/26	Missouri																
10/31	at LSU																
11/2	at Ole Miss																
11/9	Alabama																
11/14	at Arkansas																
11/16	Auburn																
11/19	at Tennessee																
11/23	at Georgia																
11/26	at Florida																
11/29	LSU																

CAREER STATISTICS

YEAR	SP	MP	KILL	K/S	ERR	ATT	PCT	AST	A/S	SA	SA/S	SE	DIG	D/S	RE	BS	BA	TB	B/S	BE	BHE	P	P/S
2011*	120	32	0	0.00	0	2	.000	31	0.26	19	0.16	12	267	2.22	22	0	0	0	0.00	0	0	19.0	0.16
2012*	119	32	1	0.01	0	5	.200	66	0.55	12	0.10	20	397	3.34	32	0	1	1	0.01	0	1	13.5	0.11
TOTAL	239	64	1	0.01	0	7	.143	97	0.41	31	0.13	32	664	2.78	54	0	1	1	0.01	0	1	32.5	0.14

*at Pepperdine

YEAR	SP	MP	KILL	K/S	ERR	ATT	PCT	AST	A/S	SA	SA/S	SE	DIG	D/S	RE	BS	BA	TB	B/S	BE	BHE	P	P/S
2013	108	31	5	0.05	4	27	.037	127	1.18	18	0.17	20	386	3.57	30	0	1	1	0.01	0	5	23.5	0.21
2014	53	14	3	0.06	1	5	.400	63	1.19	4	0.08	7	234	4.42	13	0	0	0	0.00	0	0	7.0	0.13
TOTAL	161	45	8	0.05	5	32	.094	190	1.18	22	0.14	27	620	3.85	43	0	1	1	0.01	0	5	30.5	0.19



11 - ALLIE MONSEREZ

5-9 • Fr. • S • Windermere, Fla. (Bishop Moore)

SEASON NOTES

- Recorded four assists and three digs in Gamecock debut vs. Gardner-Webb (8/29).
- Posted first-career double-double with 41 assists, 14 digs, five blocks and three aces vs. Furman (9/6).
- Distributed a career-high 43 assists vs. North Florida (9/13).
- Named to Carolina Classic All-Tournament Team after averaging 6.73 assists and 2.36 digs per set.
- Recorded third double-double of the season with 29 assists and a career-high 15 digs.

Season Highs

Kills

2, Elon (9/13)

Attempts

4, Elon (9/13)

Hit. % (Min. 12 Att.)

N/A

Assists

43, North Florida
(9/13)

Service Aces

3, Furman (9/6)

Digs

15, Eastern Kentucky
(9/19)

Blocks Solo

N/A

Block Assists

5, Furman (9/6)

Total Blocks

5, Furman (9/6)

2014 Match-By-Match Statistics

DATE	OPP	SP	KILL	ERR	ATT	PCT	AST	SA	SE	RE	DIG	BS	BA	BE	TB	BHE	P
8/29	Gardner-Webb	2	0	0	0	.000	4	0	0	0	3	0	0	0	0.0	0	0.0
8/30	Jacksonville	1	0	2	2	-1.000	9	0	0	0	0	0	1	0	1.0	0	0.5
8/30	Georgia Tech	1	0	1	1	-1.000	0	0	0	0	0	0	0	0	0.0	0	0.0
9/5	vs. Clemson	3	0	0	0	.000	9	1	0	0	3	0	0	0	0.0	0	1.0
9/6	vs. Furman	5	0	0	0	.000	41	3	2	0	14	0	5	0	5.0	1	5.5
9/6	at Winthrop	1	1	0	1	1.000	9	0	1	0	1	0	0	0	0.0	0	1.0
9/12	at Campbell	1	0	0	0	.000	4	0	0	0	2	0	0	0	0.0	0	0.0
9/13	vs. Elon	3	2	0	4	.500	27	0	1	0	10	0	1	0	1.0	1	2.5
9/13	vs. North Florida	4	0	2	3	-.667	43	1	1	0	7	0	2	0	2.0	1	2.0
9/19	Norfolk State	3	1	0	2	.500	29	1	1	0	6	0	2	1	2.0	1	3.0
9/19	Eastern Kentucky	5	0	2	2	-1.000	29	1	3	0	15	0	0	0	0.0	1	1.0
9/20	The Citadel	3	0	0	1	.000	16	0	1	0	5	0	0	0	0.0	0	0.0
9/26	Ole Miss	3	0	1	2	-.500	11	0	1	0	6	0	0	0	0.0	1	0.0
9/28	Kentucky	--	--	--	--	--	--	--	DNP	--	--	--	--	--	--	--	--
10/3	at Mississippi State																
10/5	at Auburn																
10/12	at Alabama																
10/15	Florida																
10/19	Texas A&M																
10/21	at Coastal Carolina																
10/24	Mississippi State																
10/26	Missouri																
10/31	at LSU																
11/2	at Ole Miss																
11/9	Alabama																
11/14	at Arkansas																
11/16	Auburn																
11/19	at Tennessee																
11/23	at Georgia																
11/26	at Florida																
11/29	LSU																

CAREER STATISTICS

YEAR	SP	MP	KILL	K/S	ERR	ATT	PCT	AST	A/S	SA	SA/S	SE	DIG	D/S	RE	BS	BA	TB	B/S	BE	BHE	P	P/S
2014	35	13	4	0.11	8	18	-.222	231	6.60	7	0.20	11	72	2.06	0	0	11	11	0.31	1	6	16.5	0.46



13 - CAROLINE CANN

6-0 • Sr. • OH • Landrum, S.C. (Presbyterian)

SEASON NOTES

- Saw first career action vs. Clemson (9/5).
- Recorded first kill as a Gamecock vs. Elon (9/13).

Season Highs

Kills

1, Elon (9/13)

Attempts

5, The Citadel (9/20)

Hit. % (Min. 12 Att.)

N/A

Assists

1, The Citadel (9/20)

Service Aces

N/A

Digs

1, Elon (9/13)

Blocks Solo

N/A

Block Assists

N/A

Total Blocks

N/A

2014 Match-By-Match Statistics

DATE	OPP	SP	KILL	ERR	ATT	PCT	AST	SA	SE	RE	DIG	BS	BA	BE	TB	BHE	P
8/29	Gardner-Webb	--	--	--	--	--	--	--	DNP	--	--	--	--	--	--	--	--
8/30	Jacksonville	--	--	--	--	--	--	--	DNP	--	--	--	--	--	--	--	--
8/30	Georgia Tech	--	--	--	--	--	--	--	DNP	--	--	--	--	--	--	--	--
9/5	vs. Clemson	1	0	1	1	-1.000	0	0	0	0	0	0	0	0	0.0	0	0.0
9/6	vs. Furman	--	--	--	--	--	--	--	DNP	--	--	--	--	--	--	--	--
9/6	at Winthrop	--	--	--	--	--	--	--	DNP	--	--	--	--	--	--	--	--
9/12	at Campbell	--	--	--	--	--	--	--	DNP	--	--	--	--	--	--	--	--
9/13	vs. Elon	1	1	1	2	.000	0	0	0	0	1	0	0	0	0.0	0	1.0
9/13	vs. North Florida	--	--	--	--	--	--	--	DNP	--	--	--	--	--	--	--	--
9/19	Norfolk State	--	--	--	--	--	--	--	DNP	--	--	--	--	--	--	--	--
9/19	Eastern Kentucky	--	--	--	--	--	--	--	DNP	--	--	--	--	--	--	--	--
9/20	The Citadel	1	0	1	5	-.200	1	0	0	0	0	0	0	0	0.0	0	0.0
9/26	Ole Miss	--	--	--	--	--	--	--	DNP	--	--	--	--	--	--	--	--
9/28	Kentucky	--	--	--	--	--	--	--	DNP	--	--	--	--	--	--	--	--
10/3	at Mississippi State																
10/5	at Auburn																
10/12	at Alabama																
10/15	Florida																
10/19	Texas A&M																
10/21	at Coastal Carolina																
10/24	Mississippi State																
10/26	Missouri																
10/31	at LSU																
11/2	at Ole Miss																
11/9	Alabama																
11/14	at Arkansas																
11/16	Auburn																
11/19	at Tennessee																
11/23	at Georgia																
11/26	at Florida																
11/29	LSU																

CAREER STATISTICS

YEAR	SP	MP	KILL	K/S	ERR	ATT	PCT	AST	A/S	SA	SA/S	SE	DIG	D/S	RE	BS	BA	TB	B/S	BE	BHE	P	P/S
2014	3	3	1	0.33	3	8	-.250	1	0.33	0	0.00	0	1	0.33	0	0	0	0	0.00	0	0	1.0	0.33



14 - KATLYN MCDANIEL

6-0 • So. • MB • Columbia, S.C. (Spring Valley)

SEASON NOTES

- Recorded seven kills and had career-highs in hitting percentage (.500) and blocks (3) vs. Norfolk State (9/19).
- Tallied six kills and three blocks vs. Eastern Kentucky (9/19).
- Posted a career-high eight kills vs. Kentucky (9/28).

Season Highs

Kills

8, Kentucky (9/28)

Attempts

16, Kentucky (9/28)

Hit. % (Min. 12 Att.)

.500, Norfolk State
(9/19)

Assists

N/A

Service Aces

N/A

Digs

2, The Citadel (9/20)

Blocks Solo

1, Kentucky (9/28)

Block Assists

3, 2x, last vs. Eastern
Kentucky (9/19)

Total Blocks

3, 2x, last vs. Eastern
Kentucky (9/19)

Career Highs

Kills

8, Kentucky (9/28/14)

Attempts

16, Kentucky
(9/28/14)

Hit. % (Min. 12 Att.)

.500, Norfolk State
(9/19/14)

Assists

N/A

Service Aces

1, Clemson (9/6/13)

Digs

2, The Citadel
(9/20/14)

Blocks Solo

1, Kentucky (9/28/14)

Block Assists

3, 3x, last vs. Eastern
Kentucky (9/19/14)

Total Blocks

3, 3x, last vs. Eastern
Kentucky (9/19/14)

2014 Match-By-Match Statistics

DATE	OPP	SP	KILL	ERR	ATT	PCT	AST	SA	SE	RE	DIG	BS	BA	BE	TB	BHE	P
8/29	Gardner-Webb	--	--	--	--	--	--	--	DNP	--	--	--	--	--	--	--	--
8/30	Jacksonville	--	--	--	--	--	--	--	DNP	--	--	--	--	--	--	--	--
8/30	Georgia Tech	--	--	--	--	--	--	--	DNP	--	--	--	--	--	--	--	--
9/5	vs. Clemson	1	0	0	0	.000	0	0	0	0	0	0	0	0	0.0	0	0.0
9/6	vs. Furman	2	0	1	3	-.333	0	0	1	0	1	0	1	0	1.0	0	0.5
9/6	at Winthrop	--	--	--	--	--	--	--	DNP	--	--	--	--	--	--	--	--
9/12	at Campbell	--	--	--	--	--	--	--	DNP	--	--	--	--	--	--	--	--
9/13	vs. Elon	2	2	0	5	.400	0	0	0	0	0	0	0	0	0.0	0	2.0
9/13	vs. North Florida	--	--	--	--	--	--	--	DNP	--	--	--	--	--	--	--	--
9/19	Norfolk State	3	7	1	12	.500	0	0	0	0	0	0	3	0	3.0	0	8.5
9/19	Eastern Kentucky	4	6	2	13	.308	0	0	0	0	0	0	3	0	3.0	0	7.5
9/20	The Citadel	2	1	0	3	.333	0	0	0	0	2	0	2	0	2.0	0	2.0
9/26	Ole Miss	3	3	3	9	.000	0	0	0	0	0	0	2	1	2.0	0	4.0
9/28	Kentucky	4	8	3	16	.312	0	0	0	0	0	1	0	0	1.0	0	9.0
10/3	at Mississippi State																
10/5	at Auburn																
10/12	at Alabama																
10/15	Florida																
10/19	Texas A&M																
10/21	at Coastal Carolina																
10/24	Mississippi State																
10/26	Missouri																
10/31	at LSU																
11/2	at Ole Miss																
11/9	Alabama																
11/14	at Arkansas																
11/16	Auburn																
11/19	at Tennessee																
11/23	at Georgia																
11/26	at Florida																
11/29	LSU																

CAREER STATISTICS

YEAR	SP	MP	KILL	K/S	ERR	ATT	PCT	AST	A/S	SA	SA/S	SE	DIG	D/S	RE	BS	BA	TB	B/S	BE	BHE	P	P/S
2013	12	7	7	0.58	6	28	.036	0	0.00	1	0.08	0	2	0.17	0	0	5	5	0.42	1	0	10.5	0.83
2014	21	8	27	1.29	10	61	.279	0	0.00	0	0.00	1	3	0.14	0	1	11	12	0.57	1	0	33.5	1.57
TOTAL	33	15	34	1.03	16	89	.202	0	0.00	1	0.03	1	5	0.15	0	1	16	17	0.52	2	0	44.0	1.33



16 - KOKO ATOA-WILLIAMS

5-10 • So. • OH • Reno, Nev. (Bishop Manogue)

SEASON NOTES

- Named Gamecock Invitational MVP after averaging 3.27 kills per set.
- Made Campbell Invitational All-Tournament Team, averaging 3.20 kills and 3.00 digs per set.
- Recorded a career-high 18 kills vs. Georgia Tech (8/30).
- Posted first career double-double with 12 kills and 10 digs vs. Jacksonville (8/30).
- Tallied nine kills on 18 swings with no errors for a career-best hitting percentage of .500 vs. The Citadel (9/20).
- Has six double-doubles on the season, which is the sixth most in the SEC.

Season Highs

Kills
18, Georgia Tech (8/30)

Attempts
54, Furman (9/6)

Hit. % (Min. 12 Att.)
.500, The Citadel
(9/20)

Assists

2, 3x, last vs.
Ole Miss (9/26)

Service Aces

1, 5x, last vs. Ole Miss
(9/26)

Digs

15, Furman (9/6)

Blocks Solo

2, Clemson (9/5)

Block Assists

4, Eastern Kentucky
(9/19)

Total Blocks

4, Eastern Kentucky
(9/19)

Career Highs

Kills
18, Georgia Tech,
(8/30/14)

Attempts

54, Furman (9/6/14)

Hit. % (Min. 12 Att.)
.500, The Citadel
(9/20/14)

Assists

2, 3x, last vs. Ole Miss
(9/26/14)

Service Aces

1, 5x, last vs. Ole Miss
(9/26/14)

Digs

15, Furman (9/6/14)

Blocks Solo

2, Clemson (9/5/14)

Block Assists

4,, 2x, last vs. Eastern
Kentucky (9/19/14)

Total Blocks

4,, 2x, last vs. Eastern
Kentucky (9/19/14)

2014 Match-By-Match Statistics

DATE	OPP	SP	KILL	ERR	ATT	PCT	AST	SA	SE	RE	DIG	BS	BA	BE	TB	BHE	P
8/29	Gardner-Webb	3	6	5	27	.037	0	0	1	0	6	0	1	0	1.0	0	6.5
8/30	Jacksonville	4	12	8	33	.121	0	1	0	1	10	0	2	0	2.0	0	14.0
8/30	Georgia Tech	4	18	7	36	.306	0	1	0	0	7	0	1	1	1.0	0	19.5
9/5	vs. Clemson	4	1	4	24	-.125	0	1	1	2	3	2	1	0	3.0	0	4.5
9/6	vs. Furman	5	15	4	54	.204	2	0	2	1	15	0	2	0	2.0	0	16.0
9/6	at Winthrop	3	6	4	21	.095	0	0	0	0	9	0	2	1	2.0	0	7.0
9/12	at Campbell	3	10	3	28	.250	0	0	1	0	11	0	1	0	1.0	0	10.5
9/13	vs. Elon	3	12	3	35	.257	0	0	0	0	6	0	2	0	2.0	0	13.0
9/13	vs. North Florida	4	11	5	27	.222	0	0	1	0	13	0	1	1	1.0	0	11.5
9/19	Norfolk State	3	9	2	20	.350	0	0	0	0	9	0	0	1	0.0	0	9.0
9/19	Eastern Kentucky	5	17	5	49	.245	1	1	0	1	10	0	4	0	4.0	0	20.0
9/20	The Citadel	3	9	0	18	.500	2	0	0	0	3	0	2	0	2.0	0	10.0
9/26	Ole Miss	5	12	10	48	.042	2	1	1	0	12	1	0	0	1.0	0	14.0
9/28	Kentucky	4	5	5	20	.000	0	0	0	0	3	0	0	0	0.0	0	5.0
10/3	at Mississippi State																
10/5	at Auburn																
10/12	at Alabama																
10/15	Florida																
10/19	Texas A&M																
10/21	at Coastal Carolina																
10/24	Mississippi State																
10/26	Missouri																
10/31	at LSU																
11/2	at Ole Miss																
11/9	Alabama																
11/14	at Arkansas																
11/16	Auburn																
11/19	at Tennessee																
11/23	at Georgia																
11/26	at Florida																
11/29	LSU																

CAREER STATISTICS

YEAR	SP	MP	KILL	K/S	ERR	ATT	PCT	AST	A/S	SA	SA/S	SE	DIG	D/S	RE	BS	BA	TB	B/S	BE	BHE	P	P/S
2013	56	21	80	1.43	54	286	.091	3	0.05	0	0.00	0	21	0.38	4	0	15	15	0.27	3	2	87.5	1.55
2014	53	14	143	2.70	65	440	.177	7	0.13	5	0.09	7	117	2.21	5	3	19	22	0.42	4	0	160.5	3.02
TOTAL	109	35	223	2.05	119	726	.143	10	0.09	5	0.05	7	138	1.27	9	3	34	37	0.34	7	2	248.0	2.28



17 - ELIZABETH JOHNBULL

6-0 • Jr. • MB • Pflugerville, Texas (Connally)

SEASON NOTES

- Recorded a career-high seven blocks vs. Georgia Tech (8/30).
- Tallied a season-high nine kills on 16 attempts with just one error, matching career-high with a .500 hitting percentage.

Season Highs

Kills

9, North Florida (9/13)

Attempts

16, North Florida (9/13)

Hit. % (Min. 12 Att.)

.500, North Florida
(9/13)

Assists

1, 2x, last vs. North
Florida (9/13)

Service Aces

N/A

Digs

2, 2x, last vs. Furman
(9/6)

Blocks Solo

2, North Florida (9/13)

Block Assists

7, Georgia Tech (8/30)

Total Blocks

7, Georgia Tech (8/30)

Career Highs

Kills

13, Furman (9/7/13)

Attempts

22, Furman, (9/7/13)

Hit. % (Min. 12 Att.)

.500, 2x, last vs. North
Florida (9/13/14)

Assists

1, Georgia Tech
(8/30/14)

Service Aces

N/A

Digs

2, 2x, last vs. Furman
(9/6/14)

Blocks Solo

1, 3x, last vs.
Jacksonville (8/30/14)

Block Assists

7, Georgia Tech
(8/30/14)

Total Blocks

7, Georgia Tech
(8/30/14)

2014 Match-By-Match Statistics

DATE	OPP	SP	KILL	ERR	ATT	PCT	AST	SA	SE	RE	DIG	BS	BA	BE	TB	BHE	P
8/29	Gardner-Webb	1	1	1	3	.000	0	0	0	0	1	0	0	0	0.0	0	1.0
8/30	Jacksonville	3	5	2	11	.273	0	0	0	0	1	1	2	0	3.0	0	7.0
8/30	Georgia Tech	4	3	1	9	.222	1	0	0	0	2	0	7	0	7.0	0	6.5
9/5	vs. Clemson	2	2	1	6	.167	0	0	0	0	0	0	0	0	0.0	0	2.0
9/6	vs. Furman	3	0	3	4	-.750	0	0	0	0	2	0	0	0	0.0	0	0.0
9/6	at Winthrop	--	--	--	--	--	--	--	DNP	--	--	--	--	--	--	--	--
9/12	at Campbell	3	4	1	6	.500	0	0	0	0	0	0	0	0	0.0	0	4.0
9/13	vs. Elon	3	3	0	5	.600	0	0	0	0	1	0	2	1	2.0	0	4.0
9/13	vs. North Florida	4	9	1	16	.500	1	0	0	0	0	2	1	1	3.0	0	11.5
9/19	Norfolk State	1	1	1	2	.000	0	0	0	0	0	0	0	0	0.0	0	1.0
9/19	Eastern Kentucky	2	0	1	1	-1.000	0	0	0	0	0	0	0	0	0.0	0	0.0
9/20	The Citadel	1	4	2	7	.286	0	0	0	0	1	0	0	0	0.0	0	4.0
9/26	Ole Miss	--	--	--	--	--	--	--	DNP	--	--	--	--	--	--	--	--
9/28	Kentucky	--	--	--	--	--	--	--	DNP	--	--	--	--	--	--	--	--
10/3	at Mississippi State																
10/5	at Auburn																
10/12	at Alabama																
10/15	Florida																
10/19	Texas A&M																
10/21	at Coastal Carolina																
10/24	Mississippi State																
10/26	Missouri																
10/31	at LSU																
11/2	at Ole Miss																
11/9	Alabama																
11/14	at Arkansas																
11/16	Auburn																
11/19	at Tennessee																
11/23	at Georgia																
11/26	at Florida																
11/29	LSU																

CAREER STATISTICS

YEAR	SP	MP	KILL	K/S	ERR	ATT	PCT	AST	A/S	SA	SA/S	SE	DIG	D/S	RE	BS	BA	TB	B/S	BE	BHE	P	P/S
2012	9	9	8	0.89	3	13	.385	0	0.00	0	0.00	0	0	0.00	0	1	1	2	0.22	0	0	9.5	1.00
2013	37	16	43	1.16	16	104	.260	0	0.00	0	0.00	0	9	0.24	3	1	17	18	0.49	2	1	52.5	1.41
2014	27	11	32	1.19	14	70	.257	2	0.07	0	0.00	0	8	0.30	0	3	12	15	0.56	2	0	41.0	1.52
TOTAL	73	36	83	1.14	33	187	.267	2	0.03	0	0.00	0	17	0.23	3	5	30	35	0.48	4	1	103.0	1.41



20 - ABBY FERUCK

6-0 • So. • MB/RS • Atlanta, Ga. (Blessed Trinity)

SEASON NOTES

- Saw first action of the season vs. Elon (9/13).
- Tallied one block vs. The Citadel (9/20).

Season Highs

Kills N/A

Attempts
2, Elon (9/13)

Hit. % (Min. 12 Att.)
N/A

Assists
N/A

Service Aces
N/A

Digs
N/A

Blocks Solo
N/A

Block Assists
1, The Citadel (9/20)

Total Blocks
1, The Citadel (9/20)

Career Highs

Kills
2, High Point
(8/31/13)

Attempts
4, Clemson (9/6/13)

Hit. % (Min. 12 Att.)
N/A

Assists
N/A

Service Aces
N/A

Digs
1, 2x, last vs.
Winthrop (9/7/13)

Blocks Solo
N/A

Block Assists
2, Clemson (9/6/13)

Total Blocks
2, Clemson (9/6/13)

2014 Match-By-Match Statistics

DATE	OPP	SP	KILL	ERR	ATT	PCT	AST	SA	SE	RE	DIG	BS	BA	BE	TB	BHE	P
8/29	Gardner-Webb	--	--	--	--	--	--	--	DNP	--	--	--	--	--	--	--	--
8/30	Jacksonville	--	--	--	--	--	--	--	DNP	--	--	--	--	--	--	--	--
8/30	Georgia Tech	--	--	--	--	--	--	--	DNP	--	--	--	--	--	--	--	--
9/5	vs. Clemson	--	--	--	--	--	--	--	DNP	--	--	--	--	--	--	--	--
9/6	vs. Furman	--	--	--	--	--	--	--	DNP	--	--	--	--	--	--	--	--
9/6	at Winthrop	--	--	--	--	--	--	--	DNP	--	--	--	--	--	--	--	--
9/12	at Campbell	--	--	--	--	--	--	--	DNP	--	--	--	--	--	--	--	--
9/13	vs. Elon	1	0	0	2	.000	0	0	0	0	0	0	0	0	0.0	0	0.0
9/13	vs. North Florida	--	--	--	--	--	--	--	DNP	--	--	--	--	--	--	--	--
9/19	Norfolk State	--	--	--	--	--	--	--	DNP	--	--	--	--	--	--	--	--
9/19	Eastern Kentucky	--	--	--	--	--	--	--	DNP	--	--	--	--	--	--	--	--
9/20	The Citadel	1	0	0	1	.000	0	0	0	0	0	0	1	0	1.0	0	0.5
9/26	Ole Miss	--	--	--	--	--	--	--	DNP	--	--	--	--	--	--	--	--
9/28	Kentucky	--	--	--	--	--	--	--	DNP	--	--	--	--	--	--	--	--
10/3	at Mississippi State																
10/5	at Auburn																
10/12	at Alabama																
10/15	Florida																
10/19	Texas A&M																
10/21	at Coastal Carolina																
10/24	Mississippi State																
10/26	Missouri																
10/31	at LSU																
11/2	at Ole Miss																
11/9	Alabama																
11/14	at Arkansas																
11/16	Auburn																
11/19	at Tennessee																
11/23	at Georgia																
11/26	at Florida																
11/29	LSU																

CAREER STATISTICS

YEAR	SP	MP	KILL	K/S	ERR	ATT	PCT	AST	A/S	SA	SA/S	SE	DIG	D/S	RE	BS	BA	TB	B/S	BE	BHE	P	P/S
2013	11	6	5	0.45	2	13	.231	0	0.00	0	0.00	0	1	0.09	2	0	4	4	0.36	0	0	7.0	0.64
2014	2	2	0	0.00	0	3	.000	0	0.00	0	0.00	0	0	0.00	0	1	1	0.50	0	0	0.5	0.00	
TOTAL	13	8	5	0.38	2	16	.188	0	0.00	0	0.00	0	1	0.08	2	0	5	5	0.38	0	0	7.5	0.54



21 - JORDAN WILSON-TALMADGE

5-7 • So. • DS/Libero • Orlando, Fla. (First Academy)

SEASON NOTES

- Recorded a career-high seven digs vs. Norfolk State (9/19).
- Tallied first career kill and six digs in comeback win vs. Ole Miss (9/26).

Season Highs

Kills

1, Ole Miss (9/26)

Attempts

1, Ole Miss (9/26)

Hit. % (Min. 12 Att.)

N/A

Assists

1, 2x, last vs. Kentucky
(9/28)

Service Aces

1, Kentucky (9/28)

Digs

7, Norfolk State (9/19)

Blocks Solo

N/A

Block Assists

N/A

Total Blocks

N/A

Career Highs

Kills

1, Ole Miss (9/26/14)

Attempts

1, Ole Miss (9/26/14)

Hit. % (Min. 12 Att.)

N/A

Assists

1, 3x, last vs. Kentucky
(9/28/14)

Service Aces

1, 2x, last vs. Kentucky
(9/28/14)

Digs

7, Norfolk State
(9/19/14)

Blocks Solo

N/A

Block Assists

N/A

Total Blocks

N/A

2014 Match-By-Match Statistics

DATE	OPP	SP	KILL	ERR	ATT	PCT	AST	SA	SE	RE	DIG	BS	BA	BE	TB	BHE	P
8/29	Gardner-Webb	--	--	--	--	--	--	--	DNP	--	--	--	--	--	--	--	--
8/30	Jacksonville	--	--	--	--	--	--	--	DNP	--	--	--	--	--	--	--	--
8/30	Georgia Tech	3	0	0	0	.000	0	0	1	0	1	0	0	0	0.0	0	0.0
9/5	vs. Clemson	2	0	0	0	.000	0	0	0	0	0	0	0	0	0.0	0	0.0
9/6	vs. Furman	2	0	0	0	.000	0	0	1	0	0	0	0	0	0.0	0	0.0
9/6	at Winthrop	2	0	0	0	.000	0	0	0	0	3	0	0	0	0.0	0	0.0
9/12	at Campbell	2	0	0	0	.000	0	0	2	0	5	0	0	0	0.0	0	0.0
9/13	vs. Elon	2	0	0	0	.000	0	0	0	0	4	0	0	0	0.0	0	0.0
9/13	vs. North Florida	2	0	0	0	.000	0	0	0	1	3	0	0	0	0.0	0	0.0
9/19	Norfolk State	3	0	0	0	.000	1	0	0	2	7	0	0	0	0.0	1	0.0
9/19	Eastern Kentucky	4	0	0	0	.000	0	0	0	2	4	0	0	0	0.0	0	0.0
9/20	The Citadel	1	0	0	0	.000	0	0	1	0	0	0	0	0	0.0	0	0.0
9/26	Ole Miss	4	1	0	1	1.000	0	0	2	0	6	0	0	0	0.0	0	1.0
9/28	Kentucky	4	0	0	0	.000	1	1	1	2	2	0	0	0	0.0	0	1.0
10/3	at Mississippi State																
10/5	at Auburn																
10/12	at Alabama																
10/15	Florida																
10/19	Texas A&M																
10/21	at Coastal Carolina																
10/24	Mississippi State																
10/26	Missouri																
10/31	at LSU																
11/2	at Ole Miss																
11/9	Alabama																
11/14	at Arkansas																
11/16	Auburn																
11/19	at Tennessee																
11/23	at Georgia																
11/26	at Florida																
11/29	LSU																

CAREER STATISTICS

YEAR	SP	MP	KILL	K/S	ERR	ATT	PCT	AST	A/S	SA	SA/S	SE	DIG	D/S	RE	BS	BA	TB	B/S	BE	BHE	P	P/S
2013	9	7	0	0.00	0	0	.000	1	0.11	1	0.11	5	8	0.89	0	0	0	0	0.00	0	0	1.0	0.11
2014	31	12	1	0.03	0	1	1.000	2	0.06	1	0.03	8	35	1.13	7	0	0	0	0.00	0	1	2.0	0.06
TOTAL	40	19	1	0.03	0	1	1.000	3	0.08	2	0.05	13	43	1.08	7	0	0	0	0.00	0	1	3.0	0.08



25 - COURTNEY MCKEAG

6-0 • Fr. • MB/OH • San Juan Capistrano, Calif. (San Juan Hills)

SEASON NOTES

- Has not played.

Season Highs

Kills N/A

Attempts N/A

Hit. % (Min. 12 Att.) N/A

Assists N/A

Service Aces N/A

Digs N/A

Blocks Solo N/A

Block Assists N/A

Total Blocks N/A

2014 Match-By-Match Statistics

DATE	OPP	SP	KILL	ERR	ATT	PCT	AST	SA	SE	RE	DIG	BS	BA	BE	TB	BHE	P
8/29	Gardner-Webb	--	--	--	--	--	--	--	DNP	--	--	--	--	--	--	--	--
8/30	Jacksonville	--	--	--	--	--	--	--	DNP	--	--	--	--	--	--	--	--
8/30	Georgia Tech	--	--	--	--	--	--	--	DNP	--	--	--	--	--	--	--	--
9/5	vs. Clemson	--	--	--	--	--	--	--	DNP	--	--	--	--	--	--	--	--
9/6	vs. Furman	--	--	--	--	--	--	--	DNP	--	--	--	--	--	--	--	--
9/6	at Winthrop	--	--	--	--	--	--	--	DNP	--	--	--	--	--	--	--	--
9/12	at Campbell	--	--	--	--	--	--	--	DNP	--	--	--	--	--	--	--	--
9/13	vs. Elon	--	--	--	--	--	--	--	DNP	--	--	--	--	--	--	--	--
9/13	vs. North Florida	--	--	--	--	--	--	--	DNP	--	--	--	--	--	--	--	--
9/19	Norfolk State	--	--	--	--	--	--	--	DNP	--	--	--	--	--	--	--	--
9/19	Eastern Kentucky	--	--	--	--	--	--	--	DNP	--	--	--	--	--	--	--	--
9/20	The Citadel	--	--	--	--	--	--	--	DNP	--	--	--	--	--	--	--	--
9/26	Ole Miss	--	--	--	--	--	--	--	DNP	--	--	--	--	--	--	--	--
9/28	Kentucky	--	--	--	--	--	--	--	DNP	--	--	--	--	--	--	--	--
10/3	at Mississippi State																
10/5	at Auburn																
10/12	at Alabama																
10/15	Florida																
10/19	Texas A&M																
10/21	at Coastal Carolina																
10/24	Mississippi State																
10/26	Missouri																
10/31	at LSU																
11/2	at Ole Miss																
11/9	Alabama																
11/14	at Arkansas																
11/16	Auburn																
11/19	at Tennessee																
11/23	at Georgia																
11/26	at Florida																
11/29	LSU																

CAREER STATISTICS

YEAR	SP	MP	KILL	K/S	ERR	ATT	PCT	AST	A/S	SA	SA/S	SE	DIG	D/S	RE	BS	BA	TB	B/S	BE	BHE	P	P/S
2014	--	--	--	--	--	--	--	--	--	--	--	--	--	--	--	--	--	--	--	--	--	--	--


RADIO/TV SPOT CHART



#3

MB/OH • 5-10
So.-1L
Kennesaw,
Ga.


**Dessaa
Legros**



#4

MB/RS • 6-1
Jr.-2L
Sandy Spring,
Md.

**Darian
Dozier**



#5

OH • 6-2
Fr.-HS
Eagan,
Minn.

**Taylr
McNeil**



#6

RS/OH • 5-11
Jr.-2L
Canyon
Country,
Calif.

**Sarah
Blomgren**



#7

MB/RS • 6-2
So.-1L
Dallas,
Texas

**Jacqy
Angermiller**



#8

S • 6-0
R-Jr.-1L
Eagan,
Minn.

**Kellie
McNeil**



#9

DS/Libero • 5-7
So.-1L
Lugoff,
S.C.

**Megan
Kirkland**



#10

Libero • 5-9
Sr.-1L
Tucson,
Ariz.

**Mikaela
Christiaansen**



#11

S • 5-9
Fr.-HS
Windermere,
Fla.

**Allie
Monserez**



#13

OH • 6-0
Sr.-HS
Landrum,
S.C.

**Caroline
Cann**



#14

MB • 6-0
So.-1L
Columbia,
S.C.

**Katlyn
McDaniel**



#16

OH • 5-10
So.-1L
Reno,
Nev.


**KoKo
Atoa-Williams**



#17

MB • 6-0
Jr.-2L
Pflugerville,
Texas

**Elizabeth
Johnbull**



#20

MB/RS • 6-0
So.-1L
Atlanta,
Ga.

**Abby
Feruck**



#21

DS/Libero • 5-7
So.-1L
Orlando,
Fla.

**Jordan
Wilson-Talmadge**



#25

MB/OH • 6-0
Fr.-HS
San Juan
Capistrano,
Calif.

**Courtney
McKeag**



**HEAD
COACH**

4th Year
Arizona State,
1995

**Scott
Swanson**



**ASSISTANT
COACH/
RECRUITING
COORD.**

1st Year
IPFW,
1998

**Dottie
Porch**



**ASSISTANT
COACH**

2nd Year
Wichita State,
2009

**RJ
Abella**

Director of Operations: Amanda Brungs
Graduate Assistant: Kristen Dozier

Volunteer Assistant: Shonda Cole
Manager: Morgan Page