

# HISTORY & RECORDS

# SOUTH CAROLINA



## HISTORY & RECORDS

## OLYMPIC ROSTER




**ALEEN BAILEY**  
Graduate  
'04 Athens, '08 Beijing  
100m, 4x100m Relay  
Jamaica



**MIKI BARBER**  
Graduate  
'00 Sydney  
4x400m Relay  
USA



**LASHINDA DEMUS**  
Former Student-Athlete  
'04 Athens  
400m Hurdles  
USA



**LEROY DIXON**  
Graduate  
'08 Beijing  
4x100m Relay  
USA



**ADRIAN DURANT**  
Former Student-Athlete  
2004 Athens  
100m, 200m, 4x100m  
Relay  
U.S. Virgin Islands




**DAWN ELLERBE**  
Graduate  
'00 Sydney  
Hammer Throw  
USA



**MICHELLE FOURNIER**  
Graduate  
'00 Sydney, '04 Athens  
Hammer Throw  
Canada



**CHELSEA HAMMOND**  
Graduate  
'08 Beijing  
Long Jump  
Jamaica



**OTIS HARRIS**  
Former Student-Athlete  
'04 Athens  
400m, 4x400m Relay  
USA




**NATASHA HASTINGS**  
Former Student-Athlete  
'08 Beijing  
4x400m Relay  
USA



**MONIQUE HENNAGAN**  
Former Volunteer Coach  
'00 Sydney, '04 Athens  
4x400m Relay, 400m  
USA




**CHARMAINE HOWELL**  
Graduate  
'00 Sydney  
800m  
Jamaica



**ALLEN JOHNSON**  
Former Volunteer Coach  
'96 Atlanta, '00 Sydney,  
'04 Athens  
110m Hurdles  
USA



**MECHELLE LEWIS**  
Graduate  
'08 Beijing  
4x100m Relay  
USA



**RODNEY MARTIN**  
Graduate  
'08 Beijing  
4x100m Relay  
USA




**LISA MISIPEKA**  
Graduate  
'96 Atlanta, '00 Sydney,  
'04 Athens  
Hammer Throw, Shot Put  
American Samoa



**MELISSA MORRISON**  
Former Volunteer Coach  
'00 Sydney, '04 Athens  
100m Hurdles  
USA




**TIFFANY ROSS-  
WILLIAMS**  
Graduate  
'08 Beijing  
100m Hurdles  
USA




**BRAD SNYDER**  
Graduate  
'96 Atlanta, '00 Sydney,  
'04 Athens  
Shot Put  
Canada



**SHEVON STODDART**  
Graduate  
'04 Athens, '08 Beijing  
400m Hurdles  
Jamaica



**TERRENCE TRAMMELL**  
Graduate  
'00 Sydney, '04 Athens,  
'08 Beijing  
110m Hurdles  
USA



**MARVIN WATTS**  
Graduate  
'00 Sydney  
800m  
Jamaica



**TONIQUE WILLIAMS-  
DARLING**  
Graduate  
'00 Sydney, '04 Athens  
400m  
Bahamas

**GAMECOCKS A STRONG PRESENCE AT 2000 OLYMPICS**

South Carolina sent a combined 19 athletes/coaches to the 2000 Olympics in Sydney, Australia, 12 of whom came from the track and field program. Graduates Charmaine Howell and Terrence Trammell both won silver medals, with Howell's coming in the 4x400-meter relay for Jamaica and Trammell's in the 110-meter hurdles for the USA. Former volunteer coach Monique Hennagan scored a gold medal as a member of the USA's 4x400m relay squad. Another former volunteer, Melissa Morrison, received a bronze medal competing for the USA in the 100-meter hurdles. Former Gamecocks Miki Barber, Dawn Ellerbe, Michelle Fournier, Tonique Williams-Darling and Marvin Watts competed in the Sydney Olympics, as well as former volunteer coach Allen Johnson. Former student-athletes Lisa Barber, Jimmie Hackley, Jackie Madison, Candy Mitchell, Demetria Washington, Antoinette Wilks and Ellakisha Williamson were Olympic trials participants.



Head coach Curtis Frye saw 12 of his athletes and/or coaches make the Sydney Olympics. Pictured above, Frye relates his experience to WIS-TV.

**SOUTH CAROLINA MEDALISTS AT THE 2000 OLYMPICS**

**MONIQUE HENNAGAN**

Former Volunteer Coach  
Gold Medalist:  
4x400-Meter Relay  
(USA)

**MELISSA MORRISON**

Former Volunteer Coach  
Bronze Medal:  
100-Meter Hurdles  
(USA)

**CHARMAINE HOWELL**

Former Student-Athlete  
Silver Medalist:  
4x400-Meter Relay  
(Jamaica)

**TERRENCE TRAMMELL**

Former Student-Athlete  
Silver Medalist:  
110-Meter Hurdles  
(USA)



Terrence Trammell, the silver medalist in the 110m hurdles, ran around Olympic Stadium with the American flag. Trammell came back to USC after turning pro to receive his degree on time in December 2002.



South Carolina sent 19 student-athletes or coaches to Sydney for the Summer Olympics in 2000. A number of the Olympians were featured on a panel upon returning to Columbia: Allen Johnson (110m hurdles), Michelle Davison (diving), Miki Barber (4x400m relay), Melissa Morrison (100m hurdles), Charmaine Howell (800m, 4x400m relay), Monique Hennagan (400m, 4x400m relay) and head baseball coach Ray Tanner.

TEN GAMECOCKS COMPETE AT 2004 OLYMPICS

Ten Gamecocks, currently and formerly coached by Curtis Frye (who served as an assistant coach for the USA Women's Track and Field Team), were among the 2004 Olympians in Athens, Greece. Of those 10, four brought home a total of five medals, including the USC track and field program's first three gold medals won by former athletes Tonique Williams-Darling (Bahamas) in the 400m, Otis Harris (USA) in the 4x400m relay and Aleen Bailey (Jamaica) in the 4x100m relay. Harris also won a silver medal in the 400m, while Terrence Trammell claimed his second consecutive silver medal in the 110m hurdles. Former volunteer coach Melissa Morrison also added to her medal count with a bronze in the 100m hurdles. Other USC Olympians included Lisa Misipeka, Michelle Fournier, Brad Snyder, Lashinda Demus, Adrian Durant and Shevon Stoddart, as well as former volunteer coaches Allen Johnson and Monique Hennagan.



Three-time Olympian and South Carolina alum Lisa Misipeka became the first Gamecock to hold the flag for any country in the Athens Olympic Opening Ceremony.



South Carolina alum Tonique Williams-Darling poses here with USC coach Curtis Frye after winning a gold medal in the 400-meter dash. She competed at the 2000 Olympics in Sydney as well.

SOUTH CAROLINA MEDALISTS AT THE 2004 OLYMPICS

- |   |   |
|---|---|
| <p><b>ALEEN BAILEY</b><br/>Former Student-Athlete<br/>Gold Medalist:<br/>4x100-Meter Relay<br/>(Jamaica)</p>                                    | <p><b>TERRENCE TRAMMELL</b><br/>Former Student-Athlete<br/>Silver Medalist:<br/>110-Meter Hurdles<br/>(USA)</p>       |
| <p><b>OTIS HARRIS</b><br/>Former Student-Athlete<br/>Gold Medalist:<br/>4x400-Meter Relay<br/>Silver Medalist:<br/>400-Meter Dash<br/>(USA)</p> | <p><b>TONIQUE WILLIAMS-DARLING</b><br/>Former Student-Athlete<br/>Gold Medalist:<br/>400-Meter Dash<br/>(Bahamas)</p> |
| <p><b>MELISSA MORRISON</b><br/>Former Volunteer Coach<br/>Bronze Medal:<br/>100-Meter Hurdles<br/>(USA)</p>                                     |   |



South Carolina coach Curtis Frye is pictured here with Otis Harris, who received two medals at the Athens Olympics. Harris took silver in the 400m and earned a gold as a member of the 4x400m relay team.



South Carolina alum Terrence Trammell won his second consecutive silver medal in the 110m hurdles.

# INTERNATIONAL COMPETITION

## NINE GAMECOCKS REPRESENT AT 2008 OLYMPICS

South Carolina sent a combined 13 athletes/coaches to the 2008 Olympics in Beijing, China, nine of whom came from the track and field program. An unfortunate string of events left Team USA hurting on the medal stand, but Natasha Hastings helped bring home a gold medal in the 4x100-meter relay, marking the second consecutive Games that a Gamecock took gold in the event. Chelsea Hammond narrowly missed medaling in her first Olympic Games, taking fourth in the long jump, while Tiffany Ross-Williams led the field through the preliminary rounds before taking eighth in the 100-meter hurdles. For a large contingent of Gamecocks favored to medal in their events, the scoreboards showed multiple "Did Not Finish" results, including for relay members Aleen Bailey, Leroy Dixon, Mechelle Lewis and Rodney Martin. Terrence Trammell, a favorite to medal in the 110-meter hurdles for his third consecutive Games, suffered a hamstring injury in the preliminary round to end his quest.

## GAMECOCKS ON THE 2011 INTERNATIONAL SCENE

A contingent of six current and former Gamecocks competed for their respective countries at the 2011 IAAF World Outdoor Track & Field Championships that ran from August 27 to September 4 at Daegu Stadium in Daegu, South Korea. Two Gamecocks - Jason Richardson and Lashinda Demus - won gold medals at the event. In addition, South Carolina Assistant Head Coach Delethea Quarles served as an assistant coach for Team USA.

Lashinda Demus set an American record and ran the third-fastest time in history in the 400-meter hurdles to win her first World Outdoor Championships gold medal for Team USA.

Demus, a four-time NCAA champion at South Carolina, not only captured a gold medal but set an American record in the process with a 52.47 clocking, bettering Kim Batten's previous American mark of 52.61 set in Goteborg, Sweden in 1995 - the last time Team USA won the world championship in that event. Running out of lane three, Demus looked in control the entire race, accelerating past defending champion Melaine Walker of Jamaica who was timed in 52.73. It was the top performance of the already successful Demus' career. A former world junior champion and world junior record holder, Demus had previously won World Outdoor silver in 2005 and 2009; she missed 2007 on maternity leave, pregnant with twin boys.

Jason Richardson won his first career World Championships gold medal to cap day three of competition for Team USA. Richardson was upgraded to the gold medal in the 110-meter hurdles to become the first Gamecock male to win gold since Leroy Dixon took gold in 2007 as a member of Team USA's 4x100-meter relay team.

The intermediate hurdles were the most hyped race in the World Championships as it featured history's three fastest hurdlers. Richardson initially finished second in the men's 110m hurdles, but was awarded gold after world record holder Dayron Robles of Cuba was disqualified for obstructing China's Liu Xiang, the 2008 Olympic gold medalist, who was running in lane six. Richardson, who was clocked in 13.16 seconds, was awarded the gold medal in his first ever World Championships performance. It also marked the first time an American won a gold medal in the 110 hurdles at the World Championships since Allen Johnson captured his fourth consecutive 110-meter hurdle crown in 2003.

Shalonda Solomon placed fourth overall in the 200-meter dash in her first appearance at the IAAF World Outdoor Track & Field Championships. Solomon was part of a group of three Americans that went 2-3-4 with the former Gamecock taking fourth with a time of 22.61. It was her first time competing at the World Outdoor Championships after a prep career that saw her take gold at the World Junior Championships in 2004.

Natasha Hastings ran leadoff for the women's 4x400-meter relay team that won its heat at 3:23.57 to advance to Saturday's final. Hastings teamed with Americans Jessica Beard, Francena McCorory and Keshia Baker to run 3:23.57, the fourth-fastest time of the round.

Rising senior Kierre Beckles competed for her home country of Barbados in the 100-meter hurdles and took 31st overall with a time of 13.44. Beckles, who battled injuries at the end of the collegiate season and has been competing since January, was slowed this week after injuring her arm in a fall during training, yet managed to take the track with the fifth-fastest reaction time Friday night of all of the heats.

# HISTORY & RECORDS

## SOUTH CAROLINA FINALISTS AT THE 2008 OLYMPICS

### ALEEN BAILEY

Graduate  
Finalist  
4x100-Meter Relay  
(Jamaica)

### NATASHA HASTINGS

Former Student Athlete  
Gold Medal  
4x400m Relay  
(USA)

### CHELSEA HAMMOND

Graduate  
4th Place  
Long Jump  
(Jamaica)

### TIFFANY ROSS-WILLIAMS

Graduate  
8th Place  
100-Meter Hurdles  
(USA)



**INDOOR CHAMPIONS**

**60-METER DASH**  
 2000 Terrence Trammell..... 6.54

**800-METER RUN**  
 2002 Otukile Lekote..... 1:46.88

**60-METER HURDLES**  
 1999 Terrence Trammell..... 7.52  
 2000 Terrence Trammell..... 7.55

**4x800-METER RELAY**  
 1974 D. Brown, Sheley, J. Brown, Schaper..... 7:27.4

**SHOT PUT**  
 1998 Brad Snyder..... 66-4 1/2  
 1999 Brad Snyder..... 64-11 1/2

**35-POUND WEIGHT**  
 1994 Ron Willis..... 71-11

**OUTDOOR CHAMPIONS**

**400-METER DASH**  
 1948 Norman "Scooter" Rucks..... 47.2

**800-METER RUN**  
 2001 Otukile Lekote..... 1:46.68  
 2002 Otukile Lekote..... 1:45.17

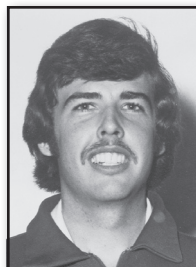
**110-METER HURDLES**  
 1999 Terrence Trammell..... 13.45  
 2000 Terrence Trammell..... 13.43  
 2008 Jason Richardson..... 13.40

**400-METER HURDLES**  
 2010 Johnny Dutch..... 48.75


**4x100-METER RELAY**  
 1999 Crenshaw, Trammell, Mays, Price..... 38.92

**4x400-METER RELAY**  
 2002 Law, Lekote, Harris, Fortenberry..... 3:02.16

**SHOT PUT**  
 1998 Brad Snyder..... 64-7 3/4




**Don Brown**  
1 Title



**John Brown**  
1 Title




**Clint Crenshaw**  
1 Title




**Johnny Dutch**  
1 Title




**Jonathan Fortenberry**  
1 Title




**Otis Harris**  
1 Title




**James Law**  
1 Title



**Otukile Lekote**  
4 Titles



**Shah Mays**  
1 Title




**Jamie Price**  
1 Title




**Jason Richardson**  
1 Title




**Norman Rucks**  
1 Title




**Jim Schaper**  
1 Title



**Mike Sheley**  
1 Title



**Brad Snyder**  
3 Titles



**Terrence Trammell**  
6 Titles



**Ron Willis**  
1 Title

# WOMEN'S NCAA CHAMPIONS

# HISTORY & RECORDS



**Aleen Bailey**  
3 Titles



**Lisa Barber**  
1 Title



**Miki Barber**  
5 Titles



**Tacita Bass**  
3 Titles



**LaKya Brookins**  
2 Titles



**Krystal Cantey**  
1 Title



**Brandi Cross**  
1 Title



**Lashinda Demus**  
4 Titles



**Dawn Ellerbe**  
4 Titles



**Sheneka Griffin**  
1 Title



**Natasha Hastings**  
3 Titles



**Lisa Misipeka**  
2 Titles



**Amberly Nesbitt**  
1 Title



**Tiffany Ross-Williams**  
2 Titles



**Stephanie Smith**  
2 Titles



**Shalonda Solomon**  
3 Titles



**Shevon Stoddart**  
2 Titles



**Demetria Washington**  
6 Titles



**Erica Whipple**  
1 Title



**Ellakisha Williamson**  
1 Title

## INDOOR CHAMPIONS

### 60-METER DASH

2009	LaKya Brookins.....	7.13
2011	LaKya Brookins.....	7.09

### 200-METER DASH

2000	Miki Barber.....	23.06
2006	Shalonda Solomon.....	22.57

### 400-METER DASH

2001	Demetria Washington.....	52.37
2003	Lashinda Demus.....	51.79
2007	Natasha Hastings.....	50.80

### 4x400-METER RELAY

2001	Bass, M. Barber, Griffin, Washington.....	3:30.08
2002	Bass, Demus, Stoddart, Washington.....	3:30.36
2005	Stoddart, Smith, Ross-Williams, Solomon.....	3:30.01
2007	Smith, Cantey, Cross, Hastings.....	3:29.57

### 20-POUND WEIGHT

1996	Dawn Ellerbe.....	67-10 1/4
1997	Dawn Ellerbe.....	71-8 3/4
1998	Lisa Misipeka.....	70-5 1/4

## OUTDOOR CHAMPIONS

### 100-METER DASH

2003	Aleen Bailey.....	11.18
2006	Amberly Nesbitt.....	11.34

### 200-METER DASH

2003	Aleen Bailey.....	22.65
2006	Shalonda Solomon.....	22.62

### 400-METER DASH

2000	Miki Barber.....	51.14
2007	Natasha Hastings.....	50.15

### 400-METER HURDLES

2002	Lashinda Demus.....	54.85
------	---------------------	-------

### 4x100-METER RELAY

2002	Whipple, Washington, M. Barber, Bailey.....	43.12
------	---	-------

### 4x400-METER RELAY

2000	L. Barber, Washington, Williamson, M. Barber.....	3:28.64
2002	Ross, Washington, Bass, Demus.....	3:26.46

### HAMMER

1996	Dawn Ellerbe.....	209-2
1997	Dawn Ellerbe.....	207-4
1998	Lisa Misipeka.....	209-4

**2002 NCAA WOMEN'S OUTDOOR NATIONAL CHAMPIONS - 10 YEAR ANNIVERSARY**

**BATON ROUGE, La. (June 1, 2002)** — Winning the 4x400m relay with an NCAA meet and collegiate record, the University of South Carolina women's track and field team won the NCAA Outdoor Track and Field title in Baton Rouge, La. It is the school's first-ever NCAA team title in any sport.

USC's women scored 82 points to win the title with UCLA scoring 72 points. Southern California, the defending champions, finished third and LSU, the 2002 indoor champions, was fourth.

On the men's side, South Carolina's men finished sixth with 30 points. LSU won the title with 64 points and Tennessee, favored all year, finished second with 57 points.

"I've learned a lot from a lot of great people," Carolina head coach Curtis Frye said. "I stand on the shoulders of incredible giants in the sport. I think our kids understand what it means to be a class act and win a championship. I knew some things had to happen for UCLA. We didn't have a lot of things go wrong and we wanted to control our own destiny. We wanted to run our best race of the year in the 4x400m relay and we did. I am just thrilled; I have waited 27 years for this.

"I'm just as thrilled with the men's finish," Frye continued. "We came here hoping to finish in the top 10 — maybe top five. I am proud of our efforts. I knew after we won the SEC title in the 4x400m relay, our men would win the race here. All four put it on the line and did an incredible job."

The women ran a time of 3:26.46 to break its own collegiate and NCAA Championship records in the 4x400m relay. The team of Tiffany Ross, Demetria Washington, Tacita Bass and Lashinda Demus helped USC to a first-place finish over Texas. It last won the NCAA title in 2000.

"I can't put into words how I feel right now," Lisa Barber said. "Winning the school's first NCAA title — ever — wow! I am so proud of our entire team. We knew we had a chance if we just worked hard. We are thrilled. I am so proud of the men's and women's teams."

On the men's side, USC won the final event of the meet, the men's 4x400m relay with a school-record time of 3:02.16. The relay included James Law, Otukile Lekote, Otis Harris and Jon Fortenberry. Fortenberry, hoping to reverse his luck after dropping the stick in the prelims, wore his uniform backward and beat LSU and Baylor at the tape.

"I didn't want to drop the stick again tonight, so I wore my uniform backward. It worked," Fortenberry said.

In the final day of the NCAA Outdoor Track and Field Championships, USC's quarter-mile runners went 2-3-4 to collect 19 points in the event alone. Barber ran



a personal-best at 50.87 to finish as the runner-up in the 400m. Demus was third, finishing at 51.30, also a personal best. Demus won the 400m hurdles Friday. Washington was fourth, finishing at 51.38. Washington was the runner-up in 2001 and at the indoor meet in 2002.

One hour later, Aleen Bailey stepped on the track with Barber and picked up 12 points in the 200m, finishing second and fifth, respectively. Bailey ran a 22.99 to finish as the runner-up and Barber finished fifth at 23.29.

"Coach Frye told us before the 200m race that we had to score six points to help the team," Bailey said. "We scored 12! I am so happy to finish second. I know the points helped the team."

On the men's side, Harris was eighth in the 400m at 45.99. It was the first time Harris has scored at the outdoor meet and his first outdoor All-America honor. Fortenberry was ninth and also collected All-America honors.

Ross was eighth in the 100m hurdles at 13.57. It was a first-time appearance for Ross in the event, as she was the NCAA runner-up Friday in the 400m hurdles with a time of 55.22.

<p><b>SOUTH CAROLINA SCORING</b></p> <p><b>1. SOUTH CAROLINA 82</b>                  2. UCLA 72                  3. Southern California 57                  4. LSU 43                  5. Kansas State 30                  6. Florida 29                  7. Stanford 25                  8. North Carolina 22</p> <p><b>POINT SCORING</b>                  200m - 12 points (2nd, 5th)                  400m - 19 points (2nd, 3rd, 4th)                  100mH - 1 point (8th)                  400mH - 21 points (1st, 2nd, 6th)                  4x100m - 10 points (1st)                  4x400m - 10 points (1st)                  Long Jump - 3 points (6th)                  Heptathlon - 6 points (3rd)</p>	<p><b>SATURDAY, JUNE 1</b>                  • 42 Points •</p> <p><b>200-Meter Dash (Finals)</b>                  2. Aleen Bailey 22.99                  5. Lisa Barber 23.29</p> <p><b>400-Meter Dash (Finals)</b>                  2. Lisa Barber 50.87                  3. Lashinda Demus 51.30                  4. Demetria Washington 51.38</p> <p><b>100-Meter Hurdles (Finals)</b>                  8. Tiffany Ross 13.57</p> <p><b>4x400-Meter Relay (Finals)</b>                  1. Ross, Washington, Bass, Demus 3:26.46</p> <p><b>FRIDAY, MAY 31</b>                  • 31 Points •</p> <p><b>100-Meter Dash (Prelims)</b>                  Aleen Bailey False Start</p> <p><b>100-Meter Hurdles (Prelims)</b>                  Tiffany Ross 13.44</p>	<p><b>400-Meter Hurdles (Finals)</b>                  1. Lashinda Demus 54.85                  2. Tiffany Ross 55.22                  6. Shevon Stoddart 57.86</p> <p><b>4x100-Meter Relay (Finals)</b>                  1. Whipple, Washington, M. Barber, Bailey 43.12</p> <p><b>THURSDAY, MAY 30</b>                  • 9 Points •</p> <p><b>100-Meter Dash (Prelims)</b>                  Aleen Bailey 11.42</p> <p><b>400-Meter Dash (Prelims)</b>                  Demetria Washington 51.51                  Lashinda Demus 51.78                  Lisa Barber 52.01</p> <p><b>100-Meter Hurdles (Prelims)</b>                  Tiffany Ross 13.37</p> <p><b>4x400-Meter Relay (Prelims)</b>                  Lewis, Ross, Washington, Stoddart 3:30.49</p>	<p><b>Long Jump (Finals)</b>                  6. Antoinette Wilks 20-9 3/4</p> <p><b>Heptathlon (All Events)</b>                  3. Tacita Bass 5,622</p> <p><b>WEDNESDAY, MAY 29</b></p> <p><b>200-Meter Dash (Prelims)</b>                  Aleen Bailey 22.85                  Lisa Barber 23.06</p> <p><b>400-Meter Hurdles (Prelims)</b>                  Lashinda Demus 56.39                  Tiffany Ross 56.66                  Shevon Stoddart 57.64</p> <p><b>4x100-Meter Relay (Prelims)</b>                  Whipple, Washington, Lewis, Bailey 43.88</p> <p><b>Heptathlon (4 Events)</b>                  5. Tacita Bass 3,322</p>
--	---	--	---




## YEARLY MEN'S FINISHES

Year	Coach	CONFERENCE		NATIONAL	
		Indoor	Outdoor	Indoor	Outdoor
<i>South Carolina competed in the Southern Conference from 1922 to 1953.</i>					
1948	Sterling DuPre	—	5th	—	16th
1949	Weems Baskin	5th	T-10th	—	—
1950	Weems Baskin	—	6th	—	—
1951	Weems Baskin	—	6th	—	—
1952	Weems Baskin	—	8th	—	—
1953	Weems Baskin	10th	6th	—	—
<i>South Carolina competed in the ACC from 1954 to 1971.</i>					
1954	Weems Baskin	5th	4th	—	—
1955	Weems Baskin	4th	4th	—	—
1956	Weems Baskin	7th	5th	—	—
1957	Weems Baskin	7th	4th	—	—
1958	Weems Baskin	T-4th	4th	—	—
1959	Weems Baskin	4th	4th	—	—
1960	Weems Baskin	4th	4th	—	—
1961	Weems Baskin	6th	T-4th	—	—
1962	Weems Baskin	5th	4th	—	—
1963	Weems Baskin	T-5th	5th	—	—
1964	Weems Baskin	3rd	4th	—	—
1965	Weems Baskin	4th	4th	—	T-55th
1966	Weems Baskin	5th	2nd	—	T-49th
1967	Weems Baskin	5th	4th	—	T-43rd
1968	Weems Baskin	4th	T-2nd	—	—
1969	Weems Baskin	4th	2nd	—	—
1970	John West	3rd	2nd	—	—
1971	John West	4th	2nd	—	—
<i>South Carolina was independent from 1972 to 1983.</i>					
1972	John West	—	—	—	—
1973	Bill McClure	—	—	—	—
1974	Bill McClure	—	—	3rd	—
1975	Bill McClure	—	—	—	—
1976	Bill McClure	—	—	—	T-47th
1977	Charlie Strong	—	—	—	—
1978	Charlie Strong	—	—	—	—
1979	Charlie Strong	—	—	—	—
1980	Charlie Strong	—	—	—	T-50th
1981	Charlie Strong	—	—	T-60th	—
1982	Charlie Strong	—	—	—	—
1983	Charlie Strong	—	—	—	—
<i>South Carolina competed in the Metro Conference from 1984 to 1991. The league did not sponsor an indoor championship.</i>					
1984	Charlie Strong	—	3rd	—	—
1985	Charlie Strong	—	4th	—	—
1986	Charlie Strong	—	3rd	—	—
1987	Charlie Strong	—	2nd	—	—
1988	Charlie Strong	—	2nd	—	—
1989	Charlie Strong	—	2nd	—	—
1990	Greg Kraft	—	2nd	T-34th	T-68th
1991	Greg Kraft	—	2nd	—	—
<i>South Carolina first competed in the SEC in 1992.</i>					
1992	Greg Kraft	8th	10th	—	—
1993	Greg Kraft	9th	8th	T-24th	—
1994	Greg Kraft	7th	4th	T-19th	—
1995	Greg Kraft	5th	8th	—	—
1996	Greg Kraft	5th	5th	T-38th	T-50th
1997	Curtis Frye	4th	5th	7th	T-40th
1998	Curtis Frye	4th	5th	T-7th	T-11th
1999	Curtis Frye	2nd	6th	4th	T-6th
2000	Curtis Frye	8th	8th	T-8th	T-11th
2001	Curtis Frye	T-7th	8th	T-16th	T-19th
2002	Curtis Frye	9th	7th	6th	6th
2003	Curtis Frye	3rd	T-6th	4th	10th
2004	Curtis Frye	7th	10th	14th	T-31st
2005	Curtis Frye	7th	9th	9th	T-26th
2006	Curtis Frye	5th	5th	T-33rd	T-30th
2007	Curtis Frye	10th	8th	25th	34th
2008	Curtis Frye	7th	7th	30th	18th
2009	Curtis Frye	T-4th	4th	T-20th	6th
2010	Curtis Frye	4th	3rd	8th	11th
2011	Curtis Frye	8th	11th	57th	—

## YEARLY WOMEN'S FINISHES


Year	Coach	CONFERENCE		NATIONAL	
		Indoor	Outdoor	Indoor	Outdoor
<i>The Metro Conference first sponsored a women's championship in 1989. Members of South Carolina's cross country team competed at the event.</i>					
1989	Charlie Strong	—	6th	—	—
1990	Greg Kraft	—	2nd	—	—
1991	Greg Kraft	—	5th	—	—
<i>South Carolina first competed in the SEC in 1992. Members of USC's cross country team competed at the indoor and outdoor championships in 1992 before a full team was added for the 1993 season.</i>					
1992	Greg Kraft	10th	12th	—	—
1993	Greg Kraft	T-9th	10th	—	—
1994	Greg Kraft	8th	5th	—	T-55th
1995	Greg Kraft	8th	8th	—	T-9th
1996	Greg Kraft	5th	2nd	T-10th	5th
1997	Curtis Frye	4th	3rd	4th	7th
1998	Curtis Frye	4th	2nd	T-11th	7th
1999	Curtis Frye	3rd	1st	T-18th	7th
2000	Curtis Frye	3rd	2nd	2nd	T-6th
2001	Curtis Frye	3rd	3rd	2nd	4th
2002	Curtis Frye	4th	1st	4th	1st
2003	Curtis Frye	2nd	4th	T-2nd	3rd
2004	Curtis Frye	5th	4th	T-10th	T-7th
2005	Curtis Frye	5th	1st	5th	T-2nd
2006	Curtis Frye	T-3rd	3rd	T-10th	3rd
2007	Curtis Frye	5th	5th	T-10th	12th
2008	Curtis Frye	9th	8th	53rd	22nd
2009	Curtis Frye	5th	8th	T-12th	40th
2010	Curtis Frye	7th	8th	19th	51st
2011	Curtis Frye	7th	7th	23rd	40th



**Weems Baskin**  
1949 - 1969



**John West**  
1970 - 1972



**Bill McClure**  
1973 - 1976



**Charlie Strong**  
1977 - 1989



**Greg Kraft**  
1990 - 1996



**Curtis Frye**  
1997 - Present



# HISTORY & RECORDS

**1974**  
 Don Brown - 4x800m  
 John Brown - 4x800m  
 Jim Schaper - 4x800m, 880y  
 Mike Sheley - 4x800m

**1981**  
 Gus Kirkland - High Jump

**1990**  
 Phillipe Williams - Long Jump

**1993**  
 Ron Willis - 35lb Weight

**1994**  
 Brett Murray - 35lb Weight  
 Ron Willis - 35lb Weight

**1996**  
 Kevin Mannon - 35lb Weight  
 Marcus Robinson - 200m  
 Brad Snyder - Shot Put  
 John Stoikos - 35lb Weight

**1997**  
 Corey Bridges - 55m  
 Ryan Harrison - 35lb Weight  
 Kevin Mannon - 35lb Weight  
 Brad Snyder - Shot Put  
 Marvin Watts - 800m

**1998**  
 Corey Bridges - 55m  
 Brad Snyder - Shot Put  
 Bert Sorin - 35lb Weight  
 Terrence Trammell - 55m Hurdles

**1999**  
 Jimmie Hackley - 400m  
 Ryan Harrison - 35lb Weight  
 Brad Snyder - Shot Put  
 Bert Sorin - 35lb Weight  
 Terrence Trammell - 60m, 60m Hurdles

**2000**  
 Terrence Trammell - 60m, 60m Hurdles

**2001**  
 Otis Harris - 400m, 4x400m  
 Pap Howard - 4x400m  
 Otukile Lekote - 800m, 4x400m  
 Gerald Pressley - 4x400m

**2002**  
 Jonathan Fortenberry - 4x400m  
 Otis Harris - 4x400m  
 Otukile Lekote - 800m, 4x400m  
 Gerald Pressley - 4x400m  
 Chris Steddum - Pole Vault  
 Corey Taylor - 60m Hurdles

**2003**  
 Tony Allmond - Long Jump  
 Kenneth Ferguson - 60m Hurdles, 4x400m  
 Jonathan Fortenberry - 400m, 4x400m  
 Otis Harris - 4x400m  
 Otukile Lekote - 4x400m  
 Corey Taylor - 60m Hurdles

**2004**  
 Tony Allmond - Long Jump  
 Chris Steddum - Pole Vault  
 Fred Townsend - Pentathlon

**2005**  
 Rodney Martin - 200m  
 Jason Richardson - 60m Hurdles

**2006**  
 Greig Cryer - Long Jump, Triple Jump  
 Jason Richardson - 60m Hurdles

**2007**  
 Thomas Hilliard - 60mH, 4x400m  
 Keith Hinnant - 4x400m  
 Ray Miley - 4x400m  
 Quentin Moore - 4x400m

**2008**  
 Jason Richardson - 60m Hurdles


**2009**  
 Aaron Anderson - 4x400m  
 Johnny Dutch - 60m Hurdles, 4x400m  
 Quentin Moore - 4x400m

Obakeng Ngwigwa - 4x400m  
 Michael Zajac - Weight Throw

**2010**  
 Johnny Dutch - 60m Hurdles  
 Elliott Haynie - Pole Vault  
 Booker Nunley - 60m Hurdles  
 Antonio Sales - 200m  
 Michael Zajac - Weight Throw

**2011**  
 Matt Shuler - Pole Vault  
 Michael Zajac - Weight Throw

# MEN'S INDOOR ALL-AMERICANS




1-Time  
**Rolando Adams**




4-Time  
**Tony Allmond**




4-Time  
**Aaron Anderson**



1-Time  
**David Arnold**




1-Time  
**Duan Barrino**




1-Time  
**Wade Brantley**



5-Time  
**Corey Bridges**



1-Time  
**Don Brown**



1-Time  
**John Brown**



2-Time  
**Andre Carter**



1-Time  
**Jason Cook**



3-Time  
**Clint Crenshaw**




3-Time  
**Greig Cryer**



1-Time  
**Riaan Dempers**



2-Time  
**Leroy Dixon**



8-Time  
**Johnny Dutch**



3-Time  
**Kenneth Ferguson**




1-Time  
**Derron Flood**



6-Time  
**Jonathan Fortenberry**




2-Time  
**Clayton Gravesande**



2-Time  
**Jimmie Hackley**



2-Time  
**Johnathan Hancock**



8-Time  
**Otis Harris**



2-Time  
**Ryan Harrison**



2-Time  
**Elliott Haynie**




1-Time  
**Jussi Heikkila**



4-Time  
**Thomas Hilliard**



1-Time  
**Keith Hinnant**



4-Time  
**Josephus Howard**




2-Time  
**Jamil James**




1-Time  
**Bob Kaczka**




2-Time  
**Gus Kirkland**



2-Time  
**James Law**




9-Time  
**Otukile Lekote**



4-Time  
**Kevin Mannon**




1-Time  
**Lamar Markett**




3-Time  
**Rodney Martin**



2-Time  
**Chris Maxwell**



2-Time  
**Shah Mays**




1-Time  
**Frank Mensah**

# MEN'S OUTDOOR ALL-AMERICANS

# HISTORY & RECORDS



2-Time  
**Ray  
Miley**



8-Time  
**Quentin  
Moore**




2-Time  
**Brett  
Murray**



5-Time  
**Obakeng  
Ngwigwa**




2-Time  
**Booker  
Nunley**



2-Time  
**Gerald  
Pressley**



3-Time  
**Jamie  
Price**




1-Time  
**Tony  
Rambo**



2-Time  
**Marvin  
Reitze**




7-Time  
**Jason  
Richardson**



1-Time  
**Marcus  
Robinson**




1-Time  
**Chris  
Royster**




1-Time  
**Norman  
Rucks**



7-Time  
**Antonio  
Sales**



2-Time  
**Jim  
Schaper**




2-Time  
**Mike  
Sheley**



1-Time  
**Matt  
Shuler**



1-Time  
**Shamus  
Singletary**



8-Time  
**Brad  
Snyder**




4-Time  
**Bert  
Sorin**



3-Time  
**Chris  
Stedum**




2-Time  
**John  
Stoikos**




3-Time  
**Art  
Swarts**




3-Time  
**Corey  
Taylor**




1-Time  
**George  
Thomas**




2-Time  
**Andre  
Totton**




2-Time  
**Fred  
Townsend**



13-Time  
**Terrence  
Trammell**



1-Time  
**Marvin  
Watts**



1-Time  
**Jamaal  
Williams**



1-Time  
**Phillippe  
Williams**



4-Time  
**Ron  
Willis**



2-Time  
**Steve  
Wilson**



5-Time  
**Michael  
Zajac**

**1948**  
Norman "Scooter" Rucks - 400m

**1965**  
Art Swarts - Discus

**1966**  
Art Swarts - Discus

**1967**  
Art Swarts - Discus

**1970**  
Bob Kaczka - 880y

**1974**  
Mike Sheley - 440y Hurdles

**1975**  
Steve Wilson - High Jump

**1976**  
Steve Wilson - High Jump

**1977**  
George Thomas - 100m

**1979**  
Rolando Adams - Long Jump

**1980**  
Tony Rambo - 400m Hurdles

**1981**  
Gus Kirkland - High Jump

**1988**  
Wade Brantley - Decathlon

**1990**  
David Arnold - 400m Hurdles

**1994**  
Ron Willis - Discus, Hammer  
Frank Mensah - 110m Hurdles

**1995**  
Brett Murray - Discus

**1996**  
Corey Bridges - 100m  
Brad Snyder - Shot Put  
John Stoikos - Hammer

**1997**  
Corey Bridges - 4x100m  
Kevin Mannion - Hammer, Shot Put  
Shah Mays - 4x100m  
Jamie Price - 4x100m  
Jamaal Williams - 4x100m

**1998**  
Corey Bridges - 4x100m  
Riaan Dempers - 4x100m  
Jamie Price - 4x100m  
Brad Snyder - Shot Put, Discus  
Bert Sorin - Hammer  
Terrence Trammell - 110m Hurdles,  
4x100m

**1999**  
Clint Crenshaw - 4x100m  
Shah Mays - 4x100m  
Jamie Price - 4x100m  
Brad Snyder - Shot Put  
Bert Sorin - Hammer  
Terrence Trammell - 100m, 110m Hurdles,  
4x100m

**2000**  
Clint Crenshaw - 4x100m  
Jimmie Hackley - 4x100m  
Pap Howard - 4x100m  
Terrence Trammell - 100m, 110m Hurdles,  
4x100m

**2001**  
Clint Crenshaw - 4x100m  
Pap Howard - 200m, 4x100m  
Otukile Lekote - 800m  
Shamus Singletary - 4x100m  
Andre Totton - 4x100m

**2002**  
Duan Barrino - 4x100m  
Jonathan Fortenberry - 400m, 4x400m  
Otis Harris - 400m, 4x400m  
James Law - 4x100m, 4x400m  
Otukile Lekote - 800m, 4x400m  
Chris Stedum - Pole Vault  
Corey Taylor - 4x100m  
Andre Totton - 4x100m

**2003**  
Tony Allmond - Long Jump  
Kenneth Ferguson - 4x400m  
Jonathan Fortenberry - 4x400m  
Otis Harris - 400m, 4x400m  
Otukile Lekote - 4x400m  
Fred Townsend - Decathlon

**2004**  
Tony Allmond - Long Jump

**2005**  
Leroy Dixon - 100m  
Rodney Martin - 100m, 200m  
Jason Richardson - 110m Hurdles

**2006**  
Greig Cryer - Long Jump  
Leroy Dixon - 100m  
Jason Richardson - 110m Hurdles

**2007**  
Derron Flood - 4x400m  
Thomas Hilliard - 110mH, 400mH  
Jamil James - 400m, 4x400m  
Ray Miley - 4x400m  
Quentin Moore - 4x400m

**2008**  
Johnathan Hancock - 4x100m  
Jussi Heikkila - 300m Hurdles  
Lamar Markett - 4x100m  
Quentin Moore - 4x100m  
Antonio Sales - 4x100m  
Jason Richardson - 110m Hurdles

**2009**  
Aaron Anderson - 4x400m  
Jason Cook - Shot Put  
Johnny Dutch - 400mH, 4x400m  
Johnathan Hancock - 4x100m  
Quentin Moore - 4x100m, 4x400m  
Obakeng Ngwigwa - 4x100m, 4x400m  
Booker Nunley - 110m Hurdles  
Marvin Reitze - Pole Vault  
Jason Richardson - 110m Hurdles  
Antonio Sales - 200m, 4x100m

**2010**  
Aaron Anderson - 4x400m  
Andre Carter - 4x100m  
Johnny Dutch - 110mH, 400mH, 4x400m  
Quentin Moore - 4x100m, 4x400m  
Obakeng Ngwigwa - 4x100m, 4x400m  
Antonio Sales - 4x100m  
Michael Zajac - Hammer Throw

**2011**  
Aaron Anderson - 4x400m  
Andre Carter - 4x400m  
Clayton Gravesande - 4x100m, 4x400m  
Chris Maxwell - 4x100m, 4x400m  
Marvin Reitze - Pole Vault  
Chris Royster - 4x100m  
Antonio Sales - 200m, 4x100m  
Michael Zajac - Hammer Throw

# HISTORY & RECORDS

**1996**  
Dawn Ellerbe - 20lb Weight  
Lisa Misipeka - Shot Put, 20lb Weight

**1997**  
Crystal Brownlee - Shot Put, 20lb Weight  
Dawn Ellerbe - Shot Put, 20lb Weight  
Charmaine Howell - 800m  
Lisa Misipeka - Shot Put, 20lb Weight  
Tonique Williams - 400m

**1998**  
Crystal Brownlee - Shot Put  
Charmaine Howell - 800m  
Lisa Misipeka - 20lb Weight

**1999**  
Lisa Barber - 60m, 4x400m  
Miki Barber - 400m, 4x400m  
Char Foster - 4x400m  
Michelle Fournier - 20lb Weight  
Ellakisha Williamson - 4x400m

**2000**  
Lisa Barber - 200m, 4x400m  
Miki Barber - 200m, 400m, 4x400m  
Mechelle Lewis - 200m  
Demetria Washington - 200m, 400m, 4x400m  
Ellakisha Williamson - 4x400m

**2001**  
Miki Barber - 200m, 400m, 4x400m  
Tacita Bass - 400m, 4x400m  
Sheneka Griffin - 4x400m  
Jackie Madison - 60m Hurdles  
Demetria Washington - 200m, 400m, 4x400m

**2002**  
Aleen Bailey - 60m, 200m  
Tacita Bass - 4x400m  
Lashinda Demus - 4x400m  
Tiffany Ross - 60m Hurdles  
Shevon Stoddart - 400m, 4x400m  
Demetria Washington - 400m, 4x400m  
Erica Whipple - 200m

**2003**  
Aleen Bailey - 60m, 200m  
Miki Barber - 200m, 400m, 4x400m  
Lashinda Demus - 400m, 4x400m  
Tiffany Ross - 4x400m  
Demetria Washington - 400m, 4x400m  
Erica Whipple - 200m  
Antoinette Wilks - Long Jump

**2004**  
Lashinda Demus - 400m, 60m Hurdles, 4x400m  
Chelsea Hammond - Pentathlon  
Alexis Joyce - 60m  
Stephanie Smith - 200m, 400m, 4x400m  
Shevon Stoddart - 4x400m  
Tawana Watkins - 4x400m  
Erica Whipple - 200m

**2005**  
Khaliah Carpenter - 200m  
Natasha Hastings - 400m  
Amberly Nesbitt - 60m  
Tiffany Ross-Williams - 4x400m  
Stephanie Smith - 400m, 4x400m  
Shalonda Solomon - 200m, 4x400m  
Shevon Stoddart - 400m, 4x400m  
Erica Whipple - 200m

**2006**  
Chelsea Hammond - Pentathlon  
Natasha Hastings - 4x400m  
Chiquita Martin - 4x400m  
Amberly Nesbitt - 60m  
Shay Shelton - 4x400m  
Shalonda Solomon - 60m, 200m, 4x400m  
Cheryl Terrio - Pole Vault

**2007**  
Krystal Cantej - 4x400m  
Brandi Cross - 4x400m  
Natasha Hastings - 4x400m  
Stephanie Smith - 400m, 4x400m  
Shalonda Solomon - 200m

**2008**  
LaKya Brookins - 60m  
Porche Byrd - 4x400m  
Krystal Cantej - 4x400m  
Brandi Cross - 4x400m  
Faraign Giles - 4x400m

**2009**  
Ronneta Alexander - 60m Hurdles

# WOMEN'S INDOOR ALL-AMERICANS

LaKya Brookins - 60m  
Porche Byrd - 4x400m  
Brandi Cross - 4x400m  
Gabrielle Glenn - 4x400m  
Breehana Jacobs - 4x400m

**2010**  
LaKya Brookins - 60m  
Brandi Cross - 4x400m  
Gabrielle Glenn - 4x400m  
Breehana Jacobs - 4x400m  
Nadonna Rodrigues - 4x400m  
Vica Shobe - Pole Vault

**2011**  
Kierre Beckles - 60mH  
LaKya Brookins - 60m



1-Time  
**Precious Akins**



3-Time  
**Ronneta Alexander**



1-Time  
**Amber Allen**



1-Time  
**Janica Austin**



9-Time  
**Aleen Bailey**



2-Time  
**Vashii Bandy**



14-Time  
**Lisa Barber**



20-Time  
**Miki Barber**



1-Time  
**Rodena Barr**



7-Time  
**Tacita Bass**



2-Time  
**Kierre Beckles**



8-Time  
**LaKya Brookins**



6-Time  
**Crystal Brownlee**



4-Time  
**Porche Byrd**



3-Time  
**Krystal Cantej**



3-Time  
**Khaliah Carpenter**



1-Time  
**Leslie Coons**



9-Time  
**Brandi Cross**



11-Time  
**Lashinda Demus**



1-Time  
**Sanura Eley-O'Reilly**



6-Time  
**Dawn Ellerbe**



1-Time  
**Char Foster**



3-Time  
**Michelle Fournier**



6-Time  
**Faraign Giles**



7-Time  
**Gabrielle Glenn**



2-Time  
**Sheneka Griffin**



4-Time  
**Chelsea Hammond**



10-Time  
**Natasha Hastings**



4-Time  
**Charmaine Howell**



4-Time  
**Breehana Jacobs**



4-Time  
**Alexis Joyce**



2-Time  
**Mechelle Lewis**



1-Time  
**Jackie Madison**

# WOMEN'S OUTDOOR ALL-AMERICANS

# HISTORY & RECORDS



4-Time  
**Shayla Mahan**



4-Time  
**Chiquita Martin**



10-Time  
**Lisa Misipeka**



2-Time  
**Candy Mitchell**



2-Time  
**Erin Narzinski**



4-Time  
**Amberly Nesbitt**



1-Time  
**Kylene Nixon**



1-Time  
**Tanya Povey**



1-Time  
**Nadonna Rodrigues**



12-Time  
**Tiffany Ross-Williams**



2-Time  
**Shay Shelton**



2-Time  
**Vica Shobe**



9-Time  
**Stephanie Smith**



11-Time  
**Shalonda Solomon**



11-Time  
**Shevon Stoddart**



1-Time  
**Cheryl Terrio**



21-Time  
**Demetria Washington**



2-Time  
**Tawana Watkins**



10-Time  
**Erica Whipple**



1-Time  
**Kemesha Whitmire**



4-Time  
**Antoinette Wilks**



1-Time  
**Kanisa Williams**



2-Time  
**Tonique Williams**



6-Time  
**Ellakisha Williamson**

**1995**  
Leslie Coons - Javelin

**1996**  
Crystal Brownlee - Shot Put  
Dawn Ellerbe - Hammer  
Lisa Misipeka - Shot Put, Hammer  
Candy Mitchell - Javelin

**1997**  
Crystal Brownlee - Shot Put  
Dawn Ellerbe - Shot Put, Hammer  
Charmaine Howell - 800m  
Lisa Misipeka - Shot Put, Hammer  
Erin Narzinski - Heptathlon  
Tonique Williams - 400m

**1998**  
Crystal Brownlee - Shot Put  
Michelle Fournier - Hammer  
Charmaine Howell - 800m  
Lisa Misipeka - Hammer  
Erin Narzinski - Heptathlon  
Kylene Nixon - Pole Vault  
Tanya Povey - 10,000m

**1999**  
Lisa Barber - 4x100m  
Miki Barber - 400m, 4x100m  
Michelle Fournier - Hammer  
Demetria Washington - 100m, 4x100m  
Ellakisha Williamson - 100m Hurdles, 4x100m

**2000**  
Lisa Barber - 4x100m, 4x400m  
Miki Barber - 400m, 4x100m, 4x400m  
Rodena Barr - 4x100m  
Mechelle Lewis - 4x100m  
Candy Mitchell - Javelin  
Demetria Washington - 400m, 4x400m  
Ellakisha Williamson - 100m Hurdles, 4x400m

**2001**  
Lisa Barber - 200m, 400m, 4x100m, 4x400m  
Miki Barber - 200m, 400m, 4x100m  
Tacita Bass - Heptathlon, 4x400m  
Sheneka Griffin - 4x400m  
Demetria Washington - 200m, 400m, 4x100m, 4x400m  
Kanisa Williams - 4x100m

**2002**  
Aleen Bailey - 200m, 4x100m  
Lisa Barber - 200m, 400m, 4x100m  
Tacita Bass - Heptathlon, 4x400m  
Lashinda Demus - 400m, 400m Hurdles, 4x400m  
Tiffany Ross - 100m Hurdles, 400m Hurdles, 4x400m  
Shevon Stoddart - 400m Hurdles  
Demetria Washington - 400m, 4x100m, 4x400m  
Erica Whipple - 4x100m  
Antoinette Wilks - Long Jump, Triple Jump

**2003**  
Aleen Bailey - 100m, 200m, 4x100m  
Miki Barber - 4x400m  
Chelsea Hammond - Long Jump  
Alexis Joyce - 4x100m  
Tiffany Ross - 400m Hurdles, 4x100m, 4x400m  
Shevon Stoddart - 4x400m  
Tawana Watkins - 4x400m  
Erica Whipple - 100m, 200m, 4x100m

**2004**  
Ronneta Alexander - 4x100m  
Khalilah Carpenter - 4x100m, 4x400m  
Lashinda Demus - 400m Hurdles, 4x400m  
Alexis Joyce - 4x100m  
Stephanie Smith - 4x400m  
Shevon Stoddart - 400m Hurdles, 4x400m  
Erica Whipple - 4x100m  
Kemesha Whitmire - Long Jump

**2005**  
Chelsea Hammond - Long Jump  
Natasha Hastings - 400m, 4x400m  
Alexis Joyce - 4x100m  
Tiffany Ross-Williams - 400m Hurdles, 4x100m, 4x400m  
Stephanie Smith - 400m, 4x400m  
Shalonda Solomon - 200m, 4x100m  
Shevon Stoddart - 400m Hurdles, 4x400m  
Erica Whipple - 4x100m

**2006**  
Precious Akins - Discus  
Ronneta Alexander - 100m Hurdles  
Faraign Giles - 4x100m, 4x400m  
Natasha Hastings - 400m, 4x100m, 4x400m  
Chiquita Martin - 400m Hurdles, 4x400m  
Amberly Nesbitt - 100m, 4x100m  
Shay Shelton - 4x400m  
Shalonda Solomon - 100m, 200m, 4x100m

**2007**  
Krystal Cantey - 4x400m  
Faraign Giles - 4x400m  
Natasha Hastings - 400m, 4x400m  
Chiquita Martin - 4x400m

**2008**  
Porche Byrd - 4x400m  
Brandi Cross - 400m, 4x100m, 4x400m  
Faraign Giles - 4x100m, 4x400m  
Gabrielle Glenn - 4x100m, 4x400m  
Shayla Mahan - 4x100m

**2009**  
LaKya Brookins - 100m, 4x100m  
Porche Byrd - 4x400m  
Brandi Cross - 4x400m  
Gabrielle Glenn - 4x100m, 4x400m  
Breehana Jacobs - 4x100m, 4x400m  
Shayla Mahan - 4x100m

**2010**  
Brandi Cross - 400m  
Shayla Mahan - 100m

**2011**  
Amber Allen - 4x400m  
Janica Austin - 4x400m  
Vashti Bandy - 4x100m, 4x400m  
Kierre Beckles - 100mH  
LaKya Brookins - 100m, 4x100m  
Sanura Eley-O'Reilly - 4x400m  
Gabrielle Glenn - 4x100m  
Shayla Mahan - 4x100m

## HISTORY & RECORDS

### INDOOR - ACC

#### 60-YARD DASH

1955 Tommy Woodlee 6.6

#### 600-YARD RUN

1964 Mike McGuinnes 1:13.2

#### 880-YARD RUN

1964 Bob Crombie 1:54.1

#### 1,000-YARD RUN

1965 Bob Crombie 2:17.6

1969 Bob Kaczka 2:12.8

1970 Bob Kaczka 2:15.7

#### MILE RUN

1959 Billy Latham 4:12.5

#### 70-YARD HIGH HURDLES

1958 Don Goodroe 8.7

1962 Charlie Bradshaw 8.6

#### 70-YARD LOW HURDLES

1958 Don Goodroe 8.1

#### MILE RELAY

1966 Sonnenfeld, Wingo, Harris, Taylor 3:26.4

#### POLE VAULT

1958 Conway Snipes 13-0

#### LONG JUMP

1960 Jim Upton 22-2 1/4

1962 Billy Gambrell 21-9 3/4

#### SHOT PUT

1958 Dave Coates 54-3 3/4

1959 Dave Coates 51-6 1/4

### INDOOR - SEC

#### 55-METER DASH

1998 Corey Bridges 6.15

1999 Terrence Trammell 6.12

#### 60-METER DASH

2000 Terrence Trammell 6.58

#### 800-METER RUN

1997 Marvin Watts 1:49.60

2001 Otukile Lekote 1:46.78

2002 Otukile Lekote 1:47.46

#### POLE VAULT

2010 Elliott Haynie 17-7 1/4

## MEN'S CONFERENCE CHAMPIONS

### 55-METER HURDLES

1998 Terrence Trammell 7.07

1999 Terrence Trammell 6.94

### 60-METER HURDLES

2000 Terrence Trammell 6.58

2009 Jason Richardson 7.72

### 4x400-METER RELAY

2003 Ferguson, Lekote, Fortenberry, Harris 3:07.09

2008 Hinnant, Moore 3:07.19

Heikkila, Anderson

### POLE VAULT

2010 Elliott Haynie 17-7 1/4

### SHOT PUT

1996 Brad Snyder 58-9 1/4

1997 Brad Snyder 62-3 3/4

1998 Brad Snyder 66-8

1999 Brad Snyder 65-7 1/2

### 35-POUND WEIGHT

1993 Ron Willis 70-3 1/2

1994 Ron Willis 70-5

1996 John Stoikos 64-9

1997 Kevin Mannon 69-6 3/4

1999 Bert Sorin 72-1

### OUTDOOR - ACC

#### 100-YARD DASH

1954 Tommy Woodlee 9.9

1955 Tommy Woodlee 9.9

#### 220-YARD DASH

1954 Tommy Woodlee 22.1

1955 Tommy Woodlee 21.5

1971 Keith Eidson 22.4

#### 440-YARD DASH

1966 Eddie Sonnenheld 47.9

1970 Dick Harris 47.5

#### 880-YARD RUN

1964 Bob Crombie 1:52.3

1966 Bob Taylor 1:52.2

1969 Bob Kaczka 1:52.6

1970 Bob Kaczka 1:49.6

#### MILE RUN

1958 Billy Latham 4:12.7

1965 Bob Crombie 4:06.1

#### 220-YARD LOW HURDLES

1962 Charlie Bradshaw 24.2

#### 330-YARD INTERMEDIATE HURDLES

1965 Dave Gatch 37.6



Art Swarts won three consecutive ACC outdoor titles in the discus throw from 1965 to 1967. The 1966 South Carolina team finished second at the outdoor meet, the best in school history at the time.

### 120-YARD HIGH HURDLES

1957 Don Goodroe 14.4

1958 Don Goodroe 14.3

1962 Charles Bradshaw 14.8

1970 Bill Novo 14.0

1971 Bill Novo 14.1

### 4x110-YARD RELAY

1966 Sonnenfeld, Wingo, Harris, Dukes 41.8

1970 Small, Harris, Eidson, Hines 41.9

1971 Small, Harris, Haggard, Eidson 41.7

### 4x440-YARD RELAY

1966 Sonnenfeld, Wingo, Harris, Taylor 3:16.9

1968 Howe, Kaczka, Eidson, Wingo 3:13.2

1969 Purinton, Derrick, Howe, Kaczka 3:17.5

1970 Gibson, Hall, Harris, Kaczka 3:14.0

1971 Harris, Dempsey, Schaper, Kaczka 3:15.8

### SHOT PUT

1959 Dave Coates 52-4

### DISCUS

1956 Joe Silas 148-7

1965 Art Swarts 175-1

1966 Art Swarts 173-1

1967 Art Swarts 164-0 3/4

# MEN'S CONFERENCE CHAMPIONS

# HISTORY & RECORDS

## OUTDOOR - METRO

### 100-METER DASH

1986	Haywood Taylor	10.49w
1989	Nigel Stoddart	10.59

### 400-METER DASH

1987	Anthony Bennon	47.12
1988	Eddie Miller	46.35
1989	Eddie Miller	46.55
1990	Eddie Miller	46.87

### 800-METER RUN

1988	Don Sutton	1:52.94
------	------------	---------

### 110-METER HURDLES

1991	Robert Brooks	14.19w
------	---------------	--------

### 400-METER HURDLES

1987	Anthony Bennon	49.90
1988	Anthony Bennon	51.19
1989	Robert Brooks	52.23
1990	David Arnold	50.82

### 4x100-METER RELAY

1987	Brown, Stoddart, Duckett, Taylor	40.20
1989	Love, Stoddart, Brooks, Miller	40.62



Jason Richardson earned his first double-crown in 2009 by winning the SEC indoor 60-meter hurdle title and the SEC outdoor 110-meter hurdle title. He claimed three SEC gold medals that year as he was also a member of the 4x400m relay outdoor champion team.

### 4x400-METER RELAY

1989	Love, Williams, Brooks, Miller	3:11.12
1991	Love, Arnold, Williams, Kerns	3:10.93

### HIGH JUMP

1987	Paul Weichern	6-10
1988	Paul Weichern	7-2

### POLE VAULT

1990	Darren Davis	17-0 3/4
------	--------------	----------

### LONG JUMP

1991	Phillipe Williams	25-2
------	-------------------	------

### TRIPLE JUMP

1990	David Arnold	50-4
------	--------------	------

### SHOT PUT

1986	John Poehlein	49-6 1/4
1988	John Poehlein	52-9

### DISCUS

1987	John Poehlein	170-11
1988	John Poehlein	168-0

### JAVELIN

1986	Pat Keegan	188-9
1988	Pat Keegan	211-1

### DECATHLON

1986	Wade Brantley	6,768
1987	Wade Brantley	6,624
1988	Wade Brantley	7,003
1989	Phillipe Williams	6,674
1991	Steve Owens	6,849

## OUTDOOR - SEC

### 400-METER DASH

2003	Otis Harris	45.28
------	-------------	-------

### 800-METER RUN


1997	Marvin Watts	1:47.91
2001	Otukile Lekote	1:45.36
2002	Otukile Lekote	1:45.27

### 110-METER HURDLES

1998	Terrence Trammell	13.38
1999	Terrence Trammell	13.29
2000	Terrence Trammell	13.30
2008	Jason Richardson	13.21
2009	Jason Richardson	13.29

### 400-METER HURDLES

2003	Kenneth Ferguson	48.79
2009	Johnny Dutch	48.58
2010	Johnny Dutch	49.56



Corey Bridges won the 55-meter dash in 1998 at the SEC Indoor Championships with a time of 6.15. A year later, teammate Terrence Trammell claimed the title with a 6.12 effort.

### 4x400-METER RELAY

2002	Law, Lekote, Harris, Fortenberry	3:02.81
2003	Ferguson, Lekote, Fortenberry, Harris	3:04.66
2009	Ngwigwa, Dutch, Moore, Richardson	3:04.49

### POLE VAULT

2001	Chris Steddum	17-1
2010	Elliott Haynie	17-3 3/4

### SHOT PUT

1996	Brad Snyder	63-8 3/4
1997	Kevin Mannon	62-6 3/4
1998	Brad Snyder	66-4 1/2
1999	Brad Snyder	65-10 1/2
2009	Jason Cook	63-04 3/4

### DISCUS

1994	Ron Willis	179-0
1997	Kevin Mannon	188-4
1998	Brad Snyder	190-9

### HAMMER

1996	John Stoikos	218-10
------	--------------	--------

**OUTDOOR - METRO**

**800-METER RUN**

1989	Shannon Wyont	2:10.28
1991	Shannon Wyont	2:10.80

**5,000-METER RUN**

1991	Alexis Fife	17:31.67
------	-------------	----------

**10,000-METER RUN**

1990	Wilma DePiere	37:29.60
1991	Wilma DePiere	38:15

**INDOOR - SEC**

**60-METER DASH**

2010	LaKya Brookins	7.18
2011	LaKya Brookins	7.14

**400-METER DASH**

1999	Miki Barber	53.58
2000	Miki Barber	51.97
2001	Demetria Washington	52.06
2002	Demetria Washington	52.13
2007	Natasha Hastings	51.38

**800-METER RUN**

2006	Shay Shelton	2:07.53
------	--------------	---------

**60-METER HURDLES**

2001	Jackie Madison	8.16
------	----------------	------

**4x400-METER RELAY**

2001	L. Barber, Bass, Griffin, Washington	3:32.73
2002	Bass, Demus, Stoddart, Washington	3:34.74
2003	M. Barber, Demus, Ross, Washington	3:32.90
2009	Byrd, Cross, Jacobs, Rodrigues	3:33.50

**POLE VAULT**

1999	Kylene Nixon	12-2 3/4
------	--------------	----------

**SHOT PUT**

1996	Crystal Brownlee	52-5
1998	Crystal Brownlee	54-10 1/4
2001	Lynette Keppeler	51-6 1/4

**20-POUND WEIGHT**

1996	Dawn Ellerbe	68-11 3/4
1997	Dawn Ellerbe	68-8
1998	Lisa Misipeka	67-7

**PENTATHLON**

2010	Kettiany Clarke	4,064
------	-----------------	-------



Crystal Brownlee won two SEC indoor championships and three outdoor championships in the shot put between 1996 and 1998. She won the 1996 title at both the indoor and outdoor meets and repeated the feat in 1998 after winning the outdoor title in 1997. Her winning marks at the SEC Outdoor Championships improved each year with her three titles, with a final toss of 55-11 1/4 in 1998.

**OUTDOOR - SEC**

**200-METER DASH**

2000	Miki Barber	22.84
2003	Erica Whipple	22.82
2005	Shalonda Solomon	22.74
2006	Shalonda Solomon	22.36

**400-METER DASH**

1998	Tonique Williams	51.99
1999	Miki Barber	51.21
2000	Miki Barber	50.98
2001	Miki Barber	50.63
2002	Lashinda Demus	51.24
2005	Natasha Hastings	51.94
2007	Natasha Hastings	50.84

**10,000-METER RUN**

1998	Tanya Povey	35:07.62
------	-------------	----------

**100-METER HURDLES**

1999	Ellakisha Williamson	13.08w
------	----------------------	--------

**400-METER HURDLES**

1999	Ellakisha Williamson	57.32
2001	Tacita Bass	57.31
2002	Tiffany Ross	55.27
2003	Tiffany Ross	57.13
2004	Lashinda Demus	54.50
2005	Tiffany Ross-Williams	55.68

**4x100-METER RELAY**

2001	Williams, L. Barber, M. Barber, Washington	43.48
2005	Nesbitt, Whipple, Joyce, Solomon	43.78
2006	Hastings, Nesbitt, Giles, Solomon	43.81
2007	Martin, Hastings, Giles, Solomon	43.33

**4x400-METER RELAY**

1999	L. Barber, Washington, Williamson, M. Barber	3:32.94
2000	L. Barber, Washington, Williamson, M. Barber	3:31.44
2001	Griffin, M. Barber, L. Barber, Washington	3:31.24
2002	Lewis, Stoddart, Ross, L. Barber	3:30.68
2005	Hastings, Stoddart, Ross-Williams, Smith	3:29.06
2007	Cantey, Giles, Cross, Hastings	3:28.44

**3,000-METER STEEPLECHASE**

2010	Beatrice Biwott	10:20.14
------	-----------------	----------

**POLE VAULT**

1998	Kylene Nixon	12-8 1/4
------	--------------	----------

**TRIPLE JUMP**

2005	Kemesha Whitmire	43-7
------	------------------	------

**SHOT PUT**

1996	Crystal Brownlee	55-1 1/2
1997	Crystal Brownlee	55-4 3/4
1998	Crystal Brownlee	55-11 1/4

**DISCUS**

1995	Dawn Ellerbe	167-0
1996	Dawn Ellerbe	181-3
2007	Precious Akins	167-10 3/4

**HAMMER**

1997	Lisa Misipeka	206-7
1998	Lisa Misipeka	213-3
1999	Michelle Fournier	206-3

**JAVELIN**

1993	Leslie Coons	168-0
------	--------------	-------

**HEPTATHLON**

1997	Erin Narzinski	5,607
1999	Erin Narzinski	5,565
2002	Tacita Bass	5,588









## HISTORY & RECORDS

### 1992 - 8TH

55mH - David Arnold (5)  
 5,000m - Keith Gorski (7)  
 4x800m - Bonner, Cronin, Kerns, Lawrence (4)  
 High Jump - Art Henson (7)  
 Shot Put - Ron Willis (6)  
 35lb Weight - Ron Willis (5)  
 Pentathlon - Steve Owens (5)

### 1993 - 9TH


55mH - Terry Winston (3), Frank Mensah (5)  
 800m - Adrian Bonner (5)  
 Mile - Tom Cronin (6)  
 4x400m - Cronin, Goodwin, Booner, Laymon (4)  
 Shot Put - Ron Willis (7)  
 35lb Weight - Ron Willis (1), Brett Murray (8)

### 1994 - 7TH

55mH - Terry Winston (2), Frank Mensah (3), Steve Owens (7)  
 800m - Chris Swartz (5)  
 35lb Weight - Ron Willis (1)

### 1995 - 5TH

55m - Corey Bridges (4), Reggie Richardson (5)  
 800m - Adrian Bonner (6), Chris Swartz (8)  
 Mile - Tom Cronin (8)  
 55mH - Frank Mensah (2), Charles Reid (6)  
 4x400m - Phillips, Mensah, Reid, Owens (7)  
 DMR - Bonner, Swartz, Watts, Towle  
 High Jump - Steve Owens (6)  
 35lb Weight - Brett Murray (2), John Stoikos (3), Glenn McAtee (5), Chad Moreau (6)



Otukile Lekote won the 800-meter run at the 2001 and 2002 SEC Indoor Championships. He won the 2002 NCAA title in the event as well.

### 1996 - 5TH

60m - Corey Bridges (3), Marcus Robinson (6)  
 200m - Marcus Robinson (3)  
 800m - Marvin Watts (4)  
 Shot Put - Brad Snyder (1), Jeff Shalayda (2), Kevin Mannon (3)  
 35lb Weight - John Stoikos (1), Kevin Mannon (2), Bert Sorin (6)

### 1997 - 4TH

55m - Corey Bridges (2), Jamie Price (5)  
 200m - Jamie Price (8)  
 400m - Riaan Dempers (3)  
 800m - Marvin Watts (1)  
 4x400m - USC (8)  
 Pole Vault - Pat Tvarkunas (8)  
 Shot Put - Brad Snyder (1), Kevin Mannon (3), Jeff Shalayda (6)  
 35lb Weight - Kevin Mannon (1), Ryan Harrison (3), Bert Sorin (4)

### 1998 - 4TH

55m - Corey Bridges (1), Terrence Trammell (2)  
 200m - Riaan Dempers (4)  
 800m - Marvin Watts (3)  
 55mH - Terrence Trammell (1), CJ Anderson (6)  
 4x400m - USC (8)  
 Pole Vault - Pat Tvarkunas (4)  
 Shot Put - Brad Snyder (1), Jeff Shalayda (7)  
 35lb Weight - Ryan Harrison (4), Bert Sorin (5)

### 1999 - 2ND

55m - Terrence Trammell (1), Jamaal Williams (8)  
 200m - Clint Crenshaw (6), Jamie Price (7), Riaan Dempers (8)  
 400m - Jimmy Hackley (2)  
 55mH - Terrence Trammell (1), Stanislav Olijars (6)  
 4x400m - USC (5)  
 Pole Vault - Patrick Tvarkunas (2)  
 Shot Put - Brad Snyder (1)  
 35lb Weight - Bert Sorin (1), Ryan Harrison (2)

### 2000 - 8TH

60m - Terrence Trammell (1), Clint Crenshaw (8)  
 200m - Riaan Dempers (5)  
 60mH - Terrence Trammell (1), Corey Taylor (7)  
 4x400m - Pressley, Pennington, Trammell, Crenshaw (3)  
 Pole Vault - Jared Farabee (6), Michael Lameier (8)

### 2001 - 7TH

60m - Andre Totton (7)  
 200m - Josephus Howard (6), Andre Totton (7)  
 400m - Otis Harris (4)  
 800m - Otukile Lekote (1)  
 60mH - Corey Taylor (2), De'Andre Eiland (3)  
 High Jump - Fredrick Townsend (9)  
 Pole Vault - Jared Farabee (5), Chris Steddum (6)  
 Shot Put - Adam Bishop (8)

### 2002 - 9TH

200m - Andre Totton (6)  
 400m - Otis Harris (6), Jonathan Fortenberry (8)  
 800m - Otukile Lekote (1)  
 60mH - Corey Taylor (6), De'Andre Eiland (3)  
 4x400m - USC (3)

## MEN'S SEC INDOOR SCORING

Pole Vault - Chris Steddum (4), Jared Farabee (7)

### 2003 - 3RD

200m - Martin Jackson (4)  
 400m - Jonathan Fortenberry (2), Otis Harris (5), Kenneth Ferguson (7)  
 800m - Otukile Lekote (2)  
 55mH - Corey Taylor (3), Kenneth Ferguson (4)  
 4x400m - USC (1)  
 High Jump - Fred Townsend (7)  
 Pole Vault - Chris Steddum (2), Greg Royster (4), Jared Farabee (6)  
 Long Jump - Tony Allmond (3)  
 Triple Jump - Tony Allmond (8)  
 Pentathlon - Fred Townsend (3)

### 2004 - 7TH

60m - Adrian Durant (7), Troy Williamson (8)  
 200m - Rodney Martin (3)  
 DMR - Cunningham, Jackamonis, Leyh, Mance (8)  
 Heptathlon - Greg Royster (5), Fred Townsend (8)  
 Long Jump - Tony Allmond (3)  
 Pole Vault - Chris Steddum (6)  
 Triple Jump - Greig Cryer (7)  
 35lb Weight - Brook Antonio (8)

### 2005 - 7TH

60m - Rodney Martin (5)  
 200m - Rodney Martin (4)  
 60mH - Jason Richardson (3)  
 4x400m - Hinnant, James, Luster, Richardson (4)  
 DMR - Cunningham, Emase, Hilliard, Hoffman (4)  
 Pole Vault - Dan McKenzie (3), Trey Bell (6)  
 Long Jump - Greig Cryer (3)  
 Triple Jump - Derek Pressley (7)

### 2006 - 5TH


55m - Leroy Dixon (3), Adrian Durant (8)  
 200m - Leroy Dixon (4)  
 400m - Keith Hinnant (2)  
 55mH - Jason Richardson (4)  
 4x400m - Hinnant, James, Durant, Fortenberry (6)  
 Pole Vault - Trey Bell (6)  
 Long Jump - Greig Cryer (2)  
 Triple Jump - Greig Cryer (3)  
 35lb Weight - Brook Antonio (2), Jason Cook (5)  
 Heptathlon - Greg Royster (4), Curt McGill (7)

### 2007 - 10TH

200m - Keith Hinnant (7)  
 Pole Vault - Dan McKenzie (T5)  
 Triple Jump - Derek Pressley (5)  
 35lb Weight - Tyler Trout (7)  
 4x400m - Hinnant, Hilliard, Miley, Moore (3)  
 DMR - Leyh, James, Fortenberry, Baez (7)  
 Heptathlon - Curt McGill (5)

### 2008 - 7TH

200m - Antonio Sales (3)  
 400m - Jussi Heikkila (6), Quentin Moore (8)  
 60mH - Jason Richardson (2), Johnny Dutch (7)  
 Shot Put - Jason Cook (7)  
 35lb Weight - Michael Zajac (4)  
 4x400m - Hinnant, Moore, Heikkila, Anderson (1)  
 Heptathlon - Scott Pierce (6), Curt McGill (7)



Ron Willis won two straight SEC indoor titles in the 35-pound weight throw in 1993 and 1994. He won the NCAA title in the event in 1994 as well.

### 2009 - 4th

60m - Johnathan Hancock (6)  
 400m - Obakeng Ngwigwa (4)  
 60mH - Jason Richardson (1), Booker Nunley (6), Johnny Dutch (7)  
 4x400m - Moore, Dutch, Ngwigwa, Anderson (2)  
 Pole Vault - Marvin Reitze (3), Kevin Brinkley (8)  
 Shot Put - Jason Cook (2)  
 35lb Weight - Michael Zajac (2)  
 Heptathlon - Scott Pierce (3), Curt McGill (4)

### 2010 - 4th

200m - Antonio Sales (5)  
 400m - Obakeng Ngwigwa (6)  
 60mH - Booker Nunley (2), Johnny Dutch (3)  
 4x400m - Moore, Ngwigwa, Nunley, Dutch (4)  
 Triple Jump - Carr (6)  
 Pole Vault - Elliott Haynie (1), Marvin Reitze (T3), Matt Shuler (T3)  
 Shot Put - Michael Zajac (6)  
 35lb Weight - Michael Zajac (2), Jeff Merkt (8)  
 Heptathlon - Scott Pierce (4)

### 2011 - 8th

200m - Antonio Sales (7)  
 4x400m - Gravesande, Carter, Sales, Anderson (7)  
 High Jump - David Wilkins (2)  
 Pole Vault - Matt Shuler (3)  
 Weight Throw - Michael Zajac (3)  
 Heptathlon - Jerry Thompson III (8)

# MEN'S SEC OUTDOOR SCORING

## 1992 - 10TH

10,000m - Keith Gorski (6)  
Decathlon - Nicky Nichols (8)

## 1993 - 8TH

800m - Adrian Bonner (8)  
110mH - Terry Winston (5)  
400mH - Frank Mensah (7)  
High Jump - Marcus Sutton (6)  
Pole Vault - Wayne Rimmer (6)  
Shot Put - Ron Willis (6)  
Discus - Brett Murray (2),  
Ron Willis (4)  
Hammer - Ron Willis (4),  
Lavon Page (8)  
Decathlon - Steve Owens (5)

## 1994 - 4TH

800m - Adrian Bonner (6)  
10,000m - Mark Cruz (8)  
110mH - Terry Winston (2)  
400mH - Marcus Phillips (2),  
Frank Mensah (3)  
4x400m - Winston, Phillips,  
Bonner, Swartz (8)  
Shot Put - Ron Willis (3)  
Discus - Ron Willis (1), Brett Murray  
(3), Chad Moreau (7)  
Hammer - Ron Willis (3), John Stoikos  
(5), Chad Moreau (6), Lavon Page  
(7), Brett Murray (8)  
Javelin - Derek McMillan (6)  
Decathlon - Steve Owens (5)

## 1995 - 8TH

800m - Adrian Bonner (4), Marvin  
Watts (7)  
110mH - Steve Owens (8)  
Steeplechase - Tom Cronin (6)  
High Jump - Lee Hughes (7)  
Discus - Brett Murray (2), Chad Moreau  
(4)  
Hammer - John Stoikos (2), Glenn  
McAtee (5), Chad Moreau (6), Brett  
Murray (7)  
Decathlon - Steve Owens (5), David  
Carnes (7)

## 1996 - 5TH

100m - Marcus Robinson (2), Corey  
Bridges (4)  
200m - Marcus Robinson (2)  
800m - Marvin Watts (2)  
4x100m - USC (3)  
4x400m - USC (8)  
Shot Put - Brad Snyder (1), Jeff  
Shalayda (5), Kevin Mannon (6)  
Discus - Brad Snyder (4), Kevin  
Mannon (6)  
Hammer - John Stoikos (1), Kevin  
Mannon (3), Bert Sorin (7)  
Javelin - Jason LaBarbera (3)

## 1997 - 5TH

100m - Corey Bridges (4), Jamaal  
Williams (6), Shah Mays (7), Jamie  
Price (8)  
200m - Jamie Price (7)  
800m - Marvin Watts (1)  
4x100m - USC (2)  
Pole Vault - Pat Tvarkunas (7)  
Shot Put - Kevin Mannon (1), Jeff

Shalayda (4)  
Discus - Kevin Mannon (1)  
Hammer - Kevin Mannon (2), Mattias  
Ohlsson (3), Bert Sorin (4)  
Javelin - Jason LaBarbera (2)

## 1998 - 5TH

100m - Corey Bridges (2)  
200m - Terrence Trammell (3)  
800m - Marvin Watts (4)  
110mH - Terrence Trammell (1)  
4x100m - USC (2)  
4x400m - USC (5)  
Shot Put - Brad Snyder (1)  
Discus - Brad Snyder (1), Ryan  
Harrison (3)  
Hammer - Bert Sorin (2), Ryan Harrison  
(5), Mattias Ohlsson (7)  
Javelin - Bert Sorin (7)  
Decathlon - CJ Anderson (8)

## 1999 - 6TH

100m - Terrence Trammell (3), Clint  
Crenshaw (7)  
200m - Terrence Trammell (6)  
110mH - Terrence Trammell (1)  
4x100m - Crenshaw, Trammell, Mays,  
Price (2)  
Pole Vault - Patrick Tvarkunas (4),  
Michael Lameier (8)  
Shot Put - Brad Snyder (1)  
Discus - Brad Snyder (3), Ryan  
Harrison (4)  
Hammer - Bert Sorin (4), Ryan Harrison  
(5)  
Javelin - Bert Sorin (6)  
Decathlon - CJ Anderson (5)

## 2000 - 8TH

100m - Terrence Trammell (3), Clint  
Crenshaw (8)  
400m - Jimmie Hackley (4)  
110mH - Terrence Trammell (1)  
4x400m - USC (7)  
Pole Vault - Chris Steddum (4), Patrick  
Tvarkunas (7)

## 2001 - 8TH

100m - Josephus Howard (3)  
200m - Josephus Howard (2)  
400m - Otis Harris (8)  
800m - Otukile Lekote (1)  
110mH - Corey Taylor (8)  
400mH - Jarred Johnson (7)  
4x100m - USC (2)  
4x400m - USC (4)  
High Jump - Fredrick Townsend (7)  
Pole Vault - Chris Steddum (1), Jared  
Farabee (2)  
Shot Put - Adam Bishop (5)

## 2002 - 7TH

400m - Otis Harris (5), Jonathan  
Fortenberry (6)  
800m - Otukile Lekote (1)  
110mH - Corey Taylor (5)  
4x100m - Burriano, Totton,  
Law, Taylor (3)  
4x400m - Law, Lekote,  
Harris, Fortenberry (1)  
Pole Vault - Chris Steddum (2)  
Decathlon - Fred Townsend (3)

## 2003 - T-6TH

400m - Otis Harris (1)  
800m - Otukile Lekote (4)  
1,500m - William Emase (6)  
110mH - Kenneth Ferguson (2), Corey  
Taylor (6), Chuck Ryan (7)  
400mH - Kenneth Ferguson (1)  
4x400m - USC (1)  
High Jump - Fred Townsend (7)  
Pole Vault - Greg Royster (6), Jared  
Farabee (6)  
Long Jump - Tony Allmond (5), Greig  
Cryer (7)  
Shot Put - Adam Bishop (5)

## 2004 - 10TH

200m - Rodney Martin (3)  
4x100m - Cryer, Martin,  
Durant, Allmond (6)  
4x400m - Martin, Flood,  
Cunningham, Durant (5)  
Long Jump - Tony Allmond (5)  
Hammer - Brook Antonio (7)

## 2005 - 9TH

100m - Rodney Martin (8)  
200m - Rodney Martin (7)  
800m - William Emase (4)  
400mH - Jason Richardon (6)  
4x100m - Durant, Dixon,  
Richardson, Martin (5)  
4x400m - Durant, Hillard,  
James, Hinnant (7)  
Triple Jump - Derek Pressley (8)  
Javelin - Joe Schroeder (6)

## 2006 - 5TH

100m - Leroy Dixon (5)  
200m - Leroy Dixon (8)  
800m - Shawn Cunningham (8)  
110mH - Jason Richardson (2), Thomas  
Hilliard (7)  
400mH - Jason Richardson (2), Thomas  
Hilliard (4)  
4x400m - Hinnant, Hilliard,  
Richardson, James (3)  
Pole Vault - Trey Bell (2)  
Long Jump - Greig Cryer (3)  
Triple Jump - Greig Cryer (5), Derek  
Pressley (7)  
Shot Put - Jim Mitchell (5)  
Discus - Brook Antonio (3)  
Hammer - Brook Antonio (3), Tyler  
Trout (8)  
Javelin - Joe Schroeder (8)  
Decathlon - Greg Royster (4)

## 2007 - 8TH

400m - Ray Miley (6), Derron Flood (8)  
110mH - Thomas Hilliard (4)  
400mH - Thomas Hilliard (3), Jussi  
Heikkila (5)  
4x100m - James, Lytle, Moore,  
Flood (6th)  
4x400m - Moore, Hilliard, James,  
Miley (2nd)  
Triple Jump - Derek Pressley (2nd)  
Discus - Tyler Trout (8)  
Hammer - Tyler Trout (4)  
Javelin - Erik Heymann (3), Joe

# HISTORY & RECORDS

Schroeder (6)  
Decathlon - Curt McGill - (6)

## 2008 - 7TH

400m - Quentin Moore (5)  
110mH - Jason Richardson (1), Johnny  
Dutch (4)  
400mH - Johnny Dutch (2), Jussi Heik-  
kila (4), Jason Richardson (8)  
4x100m - Markett, Hancock, Lytle,  
Sales (4)  
4x400m - Hinnant, Moore, Heikkila,  
Miley (5)  
Triple Jump - Derek Pressley (3)  
Shot Put - Jason Cook (3)  
Hammer - Michael Zajac (8)  
Javelin - Erik Heymann (7)

## 2009 - 4th

100m - Johnathan Hancock (7)  
200m - Antonio Sales (4)  
400m - Obakeng Ngwigwa (8)  
110mH - Jason Richardson (1), Booker  
Nunley (2), Johnny Dutch (4)  
400mH - Johnny Dutch (1)  
4x100m - Hancock, Sales, Moore,  
Ngwigwa (3)  
4x400m - Ngwigwa, Dutch, Moore,  
Richardson (1)  
Pole Vault - Elliott Haynie (2), Marvin  
Reitze (5)  
Shot Put - Jason Cook (1)  
Hammer - Michael Zajac (6)  
Javelin - Erik Heymann (3)

## 2010 - 3rd

200m - Antonio Sales (2), Obakeng  
Ngwigwa (3)  
400m - Obakeng Ngwigwa (7)  
110mH - Booker Nunley (2), Johnny  
Dutch (3)  
400mH - Johnny Dutch (1)  
4x100m - Carter, Sales, Moore,  
Ngwigwa (5)  
4x400m - Ngwigwa, Moore, Anderson,  
Dutch (3)  
Triple Jump - Lincoln Carr (5)  
High Jump - David Wilkins (T7)  
Shot Put - Louis Day (7)  
Pole Vault - Elliott Haynie (1)  
Hammer - Michael Zajac (4)  
Discus - Jeff Merk (4), Michael Zajac  
(6)  
Decathlon - Scott Pierce (4), Eddie  
Stoudemire (5)

## 2011 - 11th

400mH - Nejmi Burnside (8)  
4x100m - Royster, Maxwell, Graves-  
ande, Sales (3)  
4x400m - Gravesande, Carter, Sales,  
Anderson (6)  
High Jump - David Wilkins (T6)  
Pole Vault - Marvin Reitze (3)  
Hammer - Michael Zajac (5)

## HISTORY & RECORDS

### 1992 - 10TH

5,000m - Sue McGhie (2)

### 1993 - T-9TH

Mile - Liz Figlar (7), Tracey Capper (8)  
4x800m - Singletary, Capper, Figlar, Bertrand (6)  
High Jump - Julie Symonds (8)  
Shot Put - Dawn Ellerbe (8)

### 1994 - 8TH

800m - Tracey Capper (6)  
5,000m - Sue McGhie (5), Danielle Adams (8)  
55mH - Rhody Williams (3)  
DMR - Bertrand, Smith, Capper, Adams (7)  
High Jump - Julie Symonds (6)  
Shot Put - Crystal Brownlee (3), Leslie Coons (6), Dawn Ellerbe (8)

### 1995 - 8TH

Mile - Tracey Capper (5), Liz Figlar (6)  
55mH - Rhody Williams (6)  
High Jump - Julie Symonds (6)  
Long Jump - Erin Narzinski (5)  
Shot Put - Lisa Misipeka (3), Marcia Chmura (5)

### 1996 - 5TH

800m - Tracey Capper (4)  
5,000m - Lisa Monti (8)  
4x400m - USC (6)  
DMR - USC (6)  
Shot Put - Crystal Brownlee (1), Lisa Misipeka (2), Dawn Ellerbe (5)  
20lb Weight - Dawn Ellerbe (1), Lisa Misipeka (2), Crystal Brownlee (3), Marcia Chumra (4), Loren Thouvenot (5)

### 1997 - 4TH

55m - Tonique Williams (8)  
400m - Tonique Williams (4)  
800m - Charmaine Howell (2)  
4x400m - USC (3)  
Long Jump - Erin Narzinski (6)  
Shot Put - Crystal Brownlee (2), Dawn Ellerbe (3), Lisa Misipeka (4)  
20lb Weight - Dawn Ellerbe (1), Lisa Misipeka (2), Crystal Brownlee (3)

### 1998 - 4TH

400m - Tonique Williams (2)  
800m - Charmaine Howell (2)  
Mile - Ivana Skladana (8)  
5,000m - Tanya Povey (6)  
55mH - Jackie Madison (3)  
DMR - USC (7)  
Pole Vault - Kylene Nixon (4), Becky Studebaker (8)  
Long Jump - Erin Narzinski (7)  
Triple Jump - Rodena Barr (8)  
Shot Put - Crystal Brownlee (1), Lisa Misipeka (3), Michelle Fournier (5)  
20lb Weight - Lisa Misipeka (1), Michelle Fournier (3), Crystal Brownlee (5), Loren Thouvenot (8)

### 1999 - 3RD

200m - Lisa Barber (3)  
400m - Miki Barber (1), Char Foster (6), Tacita Bass (7)  
800m - Kristina Brown (5), Andrea Hallmon (6)  
55mH - Ellakisha Williamson (3)  
4x400m - USC (4)  
DMR - USC (6)  
Pole Vault - Kylene Nixon (1)

Long Jump - Erin Narzinski (3)  
Shot Put - Michelle Fournier (4)  
20lb Weight - Michelle Fournier (2), Loren Thouvenot (4)

### 2000 - 3RD

60m - Lisa Barber (3)  
200m - Lisa Barber (2), Mechelle Lewis (3), Demetria Washington (7), Miki Barber (8)  
400m - Miki Barber (1), Demetria Washington (3), Tacita Bass (7)  
60mH - Ellakisha Williamson (2), Jackie Madison (7)  
4x400m - USC (2)  
DMR - USC (5)  
Pole Vault - Lori Tvarckunas (7)  
Long Jump - Antoinette Wilks (2)  
Triple Jump - Rodena Barr (4), Antoinette Wilks (7)  
Shot Put - Lynette Keppeler (5)  
20lb Weight - Mamee Groves (3), Loren Thouvenot (5)

### 2001 - 3RD

60m - Miki Barber (5), Kanisa Williams (7)  
200m - Miki Barber (2), Kanisa Williams (6)  
400m - Demetria Washington (1), Tacita Bass (5)  
60mH - Jackie Madison (1), Antoinette Wilks (7)  
4x400m - USC (1)  
DMR - USC (5)  
Pole Vault - Lori Tvarckunas (5), Kylene Nixon (6)  
Long Jump - Antoinette Wilks (5)  
Triple Jump - Antoinette Wilks (6)  
Shot Put - Lynette Kepler (1), India Odum (5)  
20lb Weight - Mamee Groves (4)

### 2002 - 4TH

60m - Aleen Bailey (2)  
200m - Aleen Bailey (3), Demetria Washington (7), Lisa Barber (8)  
400m - Demetria Washington (1), Lashinda Demus (2), Lisa Barber (4), Shevon Stoddart (8)  
60mH - Lashinda Demus (2), Tiffany Ross (5), Shevon Stoddart (6)  
4x400m - Ross, Stoddart, Bass, Demus (1)  
DMR - Eschenbug, Carpenter, Lewis, Lake (7)  
Pole Vault - Lori Tvarckunas (6)  
Triple Jump - Rashida Abdul-Malik (8)  
Shot Put - India Odum (3)  
20lb Weight - Mamee Groves (4)

### 2003 - 2ND

55m - Aleen Bailey (3), Miki Barber (4)  
200m - Aleen Bailey (2), Miki Barber (3), Erica Whipple (6)  
400m - Lashinda Demus (1), Demetria Washington (3), Tiffany Ross (5), Shevon Stoddart (7)  
3,000m - Jenny Lake (6)  
55mH - Tiffany Ross (3), Lashinda Demus (7)  
4x400m - USC (1)  
DMR - Ramonene, Stoddart, Watkins, Lake (2)  
High Jump - Chelsea Hammond (8)  
Long Jump - Kemesha Whitmire (5), Antoinette Wilks (6), Chelsea Hammond (7)  
Triple Jump - Kemesha Whitmire (8)

## WOMEN'S SEC INDOOR SCORING

Shot Put - Nicole Kendrick (2)  
Pentathlon - Antoinette Wilks (2), Chelsea Hammond (6)

### 2004 - 5TH

60m - Alexis Joyce (7), Khalilah Carpenter (6)  
200m - Stephanie Smith (7), Khalilah Carpenter (6), Erica Whipple (3)  
400m - Shevon Stoddart (8), Stephanie Smith (5), Lashinda Demus (3)  
60mH - Ronnetta Alexander (4)  
4x400m - Smith, Stoddart, Watkins, Demus (2)  
DMR - Ramomene, Martin, Shelton, Rackow (5)  
High Jump - Chelsea Hammond (4)  
Pole Vault - Cheryl Terrio (3)  
Long Jump - Kemesha Whitmire (3), Chelsea Hammond (8)  
Shot Put - India Odum (5)  
Pentathlon - Chelsea Hammond (2)

### 2005 - 5TH

200m - Erica Whipple (3), Khalilah Carpenter (6), Shalonda Solomon (7), Natasha Hastings (8), Khalilah Carpenter (8)  
400m - Natasha Hastings (2), Tiffany Ross-Williams (3), Shevon Stoddart (4), Stephanie Smith (5)  
3,000m - Jenny Lake (4)  
60mH - Tiffany Ross-Williams (4)  
4x400m - Hastings, Ross-Williams, Smith, Stoddart (2)  
DMR - Chain, Lake, Martin, Watkins (2)  
High Jump - Monica Bozenski (3)  
Long Jump - Kemesha Whitmire (7)  
Triple Jump - Kemesha Whitmire (7)

### 2006 - T-3RD

55m - Amberly Nesbitt (2), Shalonda Solomon (5)  
200m - Shalonda Solomon (2), Amberly Nesbitt (5)  
400m - Natasha Hastings (8)  
800m - Shay Shelton (1)  
55mH - Ronetta Alexander (2)  
4x400m - Hastings, Martin, Shelton, Solomon (4)  
High Jump - Chelsea Hammond (4)  
Pole Vault - Cheryl Terrio (5)  
Long Jump - Chelsea Hammond (3)  
Triple Jump - Kemesha Whitmire (5)  
Pentathlon - Kettiany Clarke (3), Chelsea Hammond (5)

### 2007 - 5th

60m - Shalonda Solomon (4)  
200m - Shalonda Solomon (2)  
400m - Natasha Hastings (1)  
60mH - Ronnetta Alexander (5), Chiquita Martin (7)  
4x400m - Smith, Cantey, Cross, Hastings (2)  
Shot Put - Precious Akins (3)  
Pentathlon - Kettiany Clarke (6), Reanna Townsend (8)

### 2008 - 9th

400m - Brandi Cross (2)  
60mH - Brittney James (8)  
4x400m - Cantey, Giles, Cross, Byrd (2)  
DMR - Bristol, Glenn, Evens, Chain (8)  
High Jump - Kayla Blake (T7)  
Long Jump - Brittney James (8)

### 2009 - 5th


60m - LaKya Brookins (3), Shayla Mahan (6), Gabrielle Glenn (7)  
400m - Nadonna Rodrigues (3), Brandi Cross (5), Porche Byrd (7), Breehana Jacobs (8)  
60mH - Ronnetta Alexander (3), Janica Austin (6)  
4x400m - Cross, Rodrigues, Jacobs, Byrd (1)  
DMR - Barnes, McCorkle, Fedewa, Biwott (8)  
Mile Run - Dani Barnes (5)  
Pole Vault - Liza Todd (6)  
High Jump - Kayla Blake (4), Staley Foster (T7)

### 2010 - 7th

60m - LaKya Brookins (1), Gabrielle Glenn (6), Shayla Mahan (8)  
400m - Brandi Cross (2)  
60mH - Janica Austin (3)  
4x400m - Cross, Rodrigues, Glenn, Austin (2)  
DMR - Pramstaller, McCorkle, Henderson, Biwott (8)  
Pole Vault - Vica Shobe (4)  
Long Jump - Brittney James (8)  
Pentathlon - Kettiany Clarke (1)

### 2011 - 7th

60m - LaKya Brookins (1), Gabrielle Gilbert (6), Shayla Mahan (7)  
200m - Shayla Mahan (5), Gabrielle Glenn (6)  
60mH - Kierre Beckles (4), Janica Austin (5)  
4x400m - Eley-O'Reilly, Beckles, Austin, McCorkle (7)  
DMR - Locke, Allen, Henderson, Biwott (6)  
Pole Vault - Petra Olsen (4), Angie Rummans (6)  
Shot Put - Breanna Radford (5), Stacey Roberts (6)



Demetria Washington received 21 All-America certificates, won one individual NCAA title and was a member of five NCAA champion relay teams.

# WOMEN'S SEC OUTDOOR SCORING

# HISTORY & RECORDS

## 1992 - 12TH

No scorers

## 1993 - 10TH

1,500m - Liz Figlar (6), Tracey Capper (7)  
5,000m - Sue McGhie (6)  
10,000m - Kristen Kroger (6)  
Shot Put - Dawn Ellerbe (7)

## 1994 - 5TH

1,500m - Tracey Capper (8)  
10,000m - Sue McGhie (2), Jill Savage (4)  
400mH - Rhody Williams (8)  
High Jump - Julie Symonds (5)  
Long Jump - LaTasha Hughes (8)  
Shot Put - Lisa Misipeka (2), Leslie Coons (6)  
Discus - Lisa Misipeka (4), Leslie Coons (5)  
Javelin - Leslie Coons (1), Marcia Chmura (3)

## 1995 - 8TH

1,500m - Tracey Capper (6)  
5,000m - Tracey Capper (8)  
100mH - Rhody Williams (4)  
400mH - Rhody Williams (8)  
Shot Put - Crystal Brownlee (3), Dawn Ellerbe (6)  
Discus - Dawn Ellerbe (1)

## 1996 - 2ND

1,500m - Liz Figlar (8)  
4x400m - USC (8)  
Long Jump - Tijuana Noisette (8)  
Shot Put - Crystal Brownlee (1), Lisa Misipeka (2), Dawn Ellerbe (3)  
Discus - Dawn Ellerbe (1), Lisa Misipeka (2)  
Hammer - Dawn Ellerbe (1), Lisa Misipeka (2), Marcia Chmura (3)  
Candy Mitchell (4), Crystal Brownlee (5)  
Javelin - Candy Mitchell (2), Marcia Chmura (5), Erin Narzinski (6)  
Heptathlon - Erin Narzinski (2), Jennifer Britz (7)

## 1997 - 3RD

400m - Tonique Williams (2)  
800m - Charmaine Howell (2)  
1,500m - Ivana Sklandana (7)  
4x400m - USC (4)  
Long Jump - Erin Narzinski (8)  
Shot Put - Crystal Brownlee (1), Lisa Misipeka (4), Dawn Ellerbe (5)  
Discus - Dawn Ellerbe (2), Lisa Misipeka (6)  
Hammer - Lisa Misipeka (1), Dawn Ellerbe (2), Loren Thouvenot (4), Crystal Brownlee (6), Candy Mitchell (7)  
Javelin - Candy Mitchell (2), Marcia Chmura (5), Erin Narzinski (6)  
Heptathlon - Erin Narzinski (1)

## 1998 - 2ND

400m - Tonique Williams (1)  
800m - Charmaine Howell (2)  
3,000m - Joyce Peebles (8)  
5,000m - Tanya Povey (3)  
10,000m - Tanya Povey (1)  
4x100m - USC (7)  
4x400m - USC (5)  
Pole Vault - Kylene Nixon (1)  
Triple Jump - Rodena Barr (6)  
Shot Put - Crystal Brownlee (1), Lisa Misipeka (5), Michelle Fournier (7)  
Discus - Michelle Fournier (4), Lisa Misipeka (5)  
Hammer - Lisa Misipeka (1), Michelle Fournier (2), Crystal Brownlee (5), Loren Thouvenot (7)  
Javelin - Erin Narzinski (3), Loren

Thouvenot (8)  
Heptathlon - Erin Narzinski (2)

## 1999 - 1ST

200m - Miki Barber (4), Demetria Washington (7)  
400m - Miki Barber (1), Demetria Washington (3)  
800m - Kristina Brown (4), Andrea Hallmon (6)  
10,000m - Katie England (6)  
100mH - Ellakisha Williamson (1), Jacqueline Madison (5)  
400mH - Ellakisha Williamson (1), Tacita Bass (6), Jacqueline Madison (8)  
4x100m - USC (3)  
4x400m - USC (1)  
Pole Vault - Becky Studebaker (8)  
Triple Jump - Rodena Barr (6)  
Shot Put - Michelle Fournier (4), Lynette Keppeler (5)  
Discus - Michelle Fournier (2), Alana Robinson (3)  
Hammer - Michelle Fournier (1), Candy Mitchell (7)  
Javelin - Candy Mitchell (3)

## 2000 - 2ND

100m - Rodena Barr (6)  
200m - Miki Barber (1), Demetria Washington (4), Lisa Barber (5), Mechelle Lewis (6)  
400m - Miki Barber (1), Demetria Washington (2)  
800m - Kristina Brown (4), Andrea Hallmon (8)  
1,500m - Joyce Peebles (7)  
10,000m - Katie Orr (5)  
100mH - Ellakisha Williamson (3), Jackie Madison (5)  
400mH - Ellakisha Williamson (4), Jackie Madison (7)  
4x100m - USC (2)  
4x400m - USC (1)  
Pole Vault - Kylene Nixon (T-2), Lori Tvarunkas (T-8)  
Long Jump - Antoinette Wilks (7)  
Triple Jump - Rodena Barr (3), Antoinette Wilks (8)  
Shot Put - Lynette Keppeler (6)  
Hammer - Loren Thouvenot (5)  
Discus - Alana Robinson (3)  
Javelin - Candy Mitchell (2)

## 2001 - 3RD

100m - Lisa Barber (2)  
200m - Demetria Washington (2), Miki Barber (3), Lisa Barber (6)  
400m - Miki Barber (1), Demetria Washington (2)  
800m - Andrea Hallmon (3)  
100mH - Jackie Madison (3)  
400mH - Tacita Bass (1), Shontel Powell (7)  
4x100m - USC (1)  
4x400m - USC (1)  
Pole Vault - Kylene Nixon (6)  
Triple Jump - Antoinette Wilks (9)  
Shot Put - Lynette Keppeler (4)  
Discus - Alana Robinson (2)  
Heptathlon - Tacita Bass (3)

## 2002 - 1ST

100m - Aleen Bailey (2), Lisa Barber (3), Erica Whipple (7)  
200m - Aleen Bailey (2), Lisa Barber (4), Demetria Washington (7)  
400m - Lashinda Demus (1), Demetria Washington (2)  
100mH - Tiffany Ross (2)  
400mH - Tiffany Ross (1), Lashinda Demus (2), Tacita Bass (4), Shevon Stoddart (5)  
4x100m - Lewis, Washington, L. Barber, Bailey (2)

4x400m - L. Barber, Ross, Stoddart, Lewis (1)  
Long Jump - Antoinette Wilks (2)  
Triple Jump - Rashida Abdul-Malik (5)  
Shot Put - India Odum (8)  
Discus - Keri Groover (5)  
Javelin - Heather Nisbet (8)  
Heptathlon - Tacita Bass (1), Antoinette Wilks (3), Chelsea Hammond (5)

## 2003 - 4TH

100m - Erica Whipple (2), Aleen Bailey (3)  
200m - Erica Whipple (1), Aleen Bailey (3)  
400m - Shevon Stoddart (5), Tawana Watkins (6)  
100mH - Antoinette Wilks (6)  
400mH - Tiffany Ross (1), Shevon Stoddart (3), Tawana Watkins (8)  
4x100m - USC (2)  
4x400m - USC (3)  
Long Jump - Chelsea Hammond (8)  
Shot Put - India Odum (6)  
Heptathlon - Antoinette Wilks (3), Chelsea Hammond (4)

## 2004 - 4TH

100m - Erica Whipple (7), Khalilah Carpenter (5)  
200m - Khalilah Carpenter (4)  
400m - Stephanie Smith (6)  
100mH - Ronnetta Alexander (7), Lashinda Demus (3)  
400mH - Chiquita Martin (7), Shevon Stoddart (2), Lashinda Demus (1)  
4x100m - Alexander, Whipple, Smith, Carpenter (3)  
4x400m - Stoddart, Smith, Carpenter, Demus (2)  
High Jump - Chelsea Hammond (6)  
Long Jump - Kemesha Whitmire (6), Chelsea Hammond (5)  
Triple Jump - Kemesha Whitmire (6), Rashida Abdul-malik (5)  
Discus - Precious Akins (4)  
Javelin - Katie Desin (3)  
Heptathlon - Chelsea Hammond (2)

## 2005 - 1ST

100m - Shalonda Solomon (2), Erica Whipple (6), Alexis Joyce (8)  
200m - Shalonda Solomon (1), Stephanie Smith (4), Erica Whipple (5), Khalilah Carpenter (8)  
400m - Natasha Hastings (1), Tawana Watkins (4), Stephanie Smith (6)  
800m - Shay Sheldon (4)  
100mH - Shevon Stoddart (3)  
400mH - Tiffany Ross-Williams (1), Shevon Stoddart (2), Tawana Watkins (3)  
4x100m - Joyce, Nesbitt, Solomon, Whipple (1)  
4x400m - Hastings, Ross-Williams, Smith, Stoddart (1)  
Pole Vault - Cheryl Terrio (3)  
Triple Jump - Kemesha Whitmire (1)  
Shot Put - Precious Akins (5)

## 2006 - 3RD

100m - Shalonda Solomon (3), Amberly Nesbitt (7)  
200m - Shalonda Solomon (1), Amberly Nesbitt (7)  
400m - Natasha Hastings (2), Stephanie Smith (8)  
100mH - Ronnetta Alexander (3), Chiquita Martin (7)  
400mH - Chiquita Martin (3), Bailey Lewis (6)  
4x100m - Hastings, Nesbitt, Giles, Solomon (1)  
High Jump - Monica Bozenski (8)  
Pole Vault - Cheryl Terrio (4)  
Shot Put - Precious Akins (3)

Discus - Precious Akins (3), Kerri Groover (8)  
Heptathlon - Kettiany Clarke (3)

## 2007 - 5TH

100m - Shalonda Solomon (3)  
200m - Shalonda Solomon (3), Natasha Hastings (4)  
400m - Natasha Hastings (1)  
100mH - Chiquita Martin (4), Ronnetta Alexander (8)  
400mH - Krystal Cantey (2nd), Chiquita Martin (3), Trier Young (5), Tawana Watkins (8)  
4x100m - Martin, Hastings, Giles, Solomon (1)  
4x400m - Cantey, Giles, Cross, Hastings (1)  
Discus - Precious Akins (1)  
Long Jump - Brittney James (7)

## 2008 - 8th

200m - Shayla Mahan (8)  
400m - Brandi Cross (2)  
100mH - Trier Young (7)  
400mH - Trier Young (4)  
4x100m - Brookins, Mahan, Giles, Glenn (3)  
Pole Vault - Sallie Gurganus (T7)  
Long Jump - Brittney James (3)  
Discus - Aimee Kodat (7)  
Heptathlon - Kettiany Clarke (6)

## 2009 - 8th

100m - LaKya Brookins (3), Shayla Mahan (5), Gabrielle Glenn (7)  
100mH - Janica Austin (5)  
400mH - Janica Austin (3)  
4x100m - Brookins, Mahan, Glenn, Jacobs (2)  
4x400m - Byrd, Austin, Jacobs, Glenn (3)  
3000m Steeplechase - Beatrice Biwott (4)  
Pole Vault - Sallie Gurganus (7)  
High Jump - Cory Bowen (T6), Staley Foster (T8)  
Shot Put - Stacey Roberts (8)  
Discus - Aimee Kodat (7)  
Heptathlon - Kettiany Clarke (7)

## 2010 - 8th

100m - Gabrielle Glenn (8)  
400m - Brandi Cross (6)  
100mH - Kettiany Clarke (3), Janica Austin (5)  
400mH - Janica Austin (5)  
4x100m - Jacobs, Mahan, Glenn, Fisher (2)  
4x400m - Cross, Glenn, McCorkle, Jacobs (7)  
3,000m Steeple - Beatrice Biwott (1)  
High Jump - Kayla Blake (6)  
Pole Vault - Vica Shobe (T3), Sallie Gurganus (T8)  
Discus - Aimee Kodat (7)

## 2011 - 7th

100m - LaKya Brookins (2), Gabrielle Glenn (8)  
200m - Gabrielle Glenn (7), Kelsey McCorkle (8)  
100mH - Kierre Beckles (2)  
400mH - Amber Allen (8)  
4x100m - Brookins, Bandy, Glenn, McCorkle (4)  
3,000m Steeple - Beatrice Biwott (4)  
High Jump - Jeannelle Scheper (4)  
Triple Jump - Radiance Basden (4)  
Shot Put - Stacey Roberts (7), Katie Vuckovich (8)  
Discus - Aimee Kodat (8)  
Javelin - Emily Laurence (8)

## HISTORY & RECORDS

## MEN'S INDOOR RECORDS

EVENT	SOUTH CAROLINA	INDOOR FACILITY	SEC CHAMPIONSHIP	NCAA CHAMPIONSHIP	AMERICAN	WORLD
<b>55m</b>	6.12 • 1999 Terrence Trammell	6.26 • 2002 Corey Taylor South Carolina	6.06 • 1996 Tim Harden Kentucky	6.00 • 1986 Lee McRae Pittsburgh	6.00 • 1986 Lee McRae	N/A
<b>60m</b>	6.54 • 2000 Terrence Trammell	N/A	6.48 • 2001 Leonard Scott Tennessee	6.51 • 2008 Richard Thompson LSU	6.39 • 1998/2001 Maurice Green	6.39 • 1998/2001 Maurice Green USA
<b>200m</b>	20.38 • 2005 Rodney Martin	N/A	20.35 • 2005 Wallace Spearmon Arkansas	20.10 • 2005 Wallace Spearmon Arkansas	20.10 • 2005 Wallace Spearmon	19.92 • 1996 Frank Fredericks NAM
<b>400m</b>	46.19 • 2003 Jonathan Fortenberry	51.85 • 2005 Carlos Goyton Charleston Southern	45.29 • 2005 Kerron Clement Florida	44.57 • 2005 Kerron Clement Florida	44.57 • 2005 Kerron Clement	44.57 • 2005 Kerron Clement Florida (T&T)
<b>800m</b>	1:46.13 • 2001 Otukile Lekote	2:00.70 • 2002 Brandon Downey Newberry	1:46.28 • 1990 Mark Everett Florida	1:45.33 • 2001 Patrick Nduwimana Arizona	1:45.00 • 1992 Johnny Gray	1:42.67 • 1997 Wilson Kipketer DEN
<b>1,000m</b>	2:25.0y • 1969 Bob Kaczka	2:43.4 • 1995 Marvin Watts South Carolina	2:21.47 • 1987 Robin Van Helden LSU	2:18.74 • 1986 Freddie Williams Abilene Christian	2:17.86 • 2002 David Krummenacker	2:14.96 • 2000 Wilson Kipketer DEN
<b>Mile</b>	4:08.03 • 1982 Tim Colas	4:32.14 • 1998 James Thomas Unattached	3:59.4 • 1976 Steve Bolt Alabama	3:55.33 • 1995 Kevin Sullivan Michigan	3:49.89 • 2005 Bernard Lagat	3:48.45 • 1997 Hicham El Guerrouj MOR
<b>3,000m</b>	8:18 • 1975 Bob Day	8:52.30 • 2011 Vince DePiano South Carolina	7:56.06 • 1999 Michael Power Arkansas	7:46.03 • 1998 Adam Goucher Colorado	7:39.23 • 2002 Tim Broe	7:24.90 • 1998 Daniel Komen KEN
<b>5,000m</b>	14:25.58 • 1992 Keith Gorski	N/A	13:42.95 • 2004 Alistair Cragg Arkansas	13:28.93 • 2003 Alistair Cragg Arkansas	13:20.55 • 1982 Doug Padilla	12:49.60 • 2004 Kenenisa Bekele ETH
<b>60m Hurdles</b>	7.52 • 1999 Terrence Trammell	N/A	7.55 • 2001 Ron Bramlett Alabama	7.51 • 2006 Aries Merritt Tennessee	7.36 • 1987/2004 Greg Foster Allen Johnson	7.30 • 1994 Colin Jackson GBR
<b>4x400m</b>	3:05.90 • 2002 Fortenberry, Harris, Lekote, Pressley	3:37.47 • 2005 Clafin	3:04.75 • 2002/2005 LSU/Florida	3:03.51 • 2005 Clarke, Middleton, Pastor, Clement Florida	3:01.96 • 2006 Clement, Spearmon, Williamson, Wariner	3:01.96 • 2006 Clement, Spearmon, Williamson, Wariner USA
<b>4x800m</b>	7:24.94 • 1974 Brown, Schaper, Brown, Sheley	N/A	7:24.8 • 1982 Oaxaca, Herzong, Brooks, Jones Auburn	7:17.45 • 1989 Radziwinski, Wittman, Greyling, Herrington Clemson	7:13.94 • 2000 Woody, Paranya, Kenah, Krummenacker	7:13.94 • 2000 Woody, Paranya, Kenah, Krummenacker USA
<b>DMR</b>	9:43.26 • 1995 Swartz, Bonner, Towle, Cronin	N/A	9:40.23 • 1999 Lassiter, Chukwuma, Karanu, Kerr Arkansas	9:27.77 • 2004 Brannen, Talbert, Ellerton, Willis Michigan	9:25.97 • 2008 Fortson, Hernandez, Miller, Manzano (Texas)	N/A
<b>High Jump</b>	7-2 1/4 • 2011 David Wilkins	6-10 1/4 • 1997 Steve Owens Unattached	7-7 1/4 • 1994 Ray Doakes Arkansas	7-9 1/4 • 1989 Hollis Conway Louisiana-Lafayette	7-10 1/2 • 1991 Hollis Conway	7-11 1/2 • 1989 Javier Sotomayor CUB
<b>Pole Vault</b>	18-1/2 • 2004 Chris Steddum	16-6 3/4 • 2010 Elliott Haynie South Carolina	18-8 1/4 • 1994 Lawrence Johnson Tennessee	19-2 1/4 • 1999 Jacob Davis Texas	19-6 1/2 • 2001 Lawrence Johnson	20-2 • 1993 Sergey Bubka UKR
<b>Long Jump</b>	26-6 1/4 • 2004 Tony Allmond	22-11 3/4 • 1994 Marcus Phillips South Carolina	27-0 • 2002 Miguel Pate Alabama	27-10 • 1981 Carl Lewis Houston	28-10 1/4 • 1984 Carl Lewis	28-10 1/4 • 1984 Carl Lewis USA
<b>Triple Jump</b>	52-5 1/4 • 2006 Greig Cryer	50-7 1/2 • 1994 Marcus Sutton Unattached	56-2 1/2 • 2002 Walter Davis LSU	56-9 1/2 • 1981 Keith Connor SMU	58-3 1/4 • 1987 Mike Conley	58-6 • 1997/2004 A. Urrutia/C. Olsson CUB/SWE
<b>Shot Put</b>	66-8 • 1998 Brad Snyder	66-8 3/4 • 1995 Brent Noon Georgia	66-8 • 1998 Brad Snyder South Carolina	71-3 1/2 • 2008 Ryan Whiting Arizona State	74-4 1/4 • 1989 Randy Barnes	74-4 1/4 • 1989 Randy Barnes USA
<b>35lb Weight</b>	73-6 • 1999 Ryan Harrison	72-1 1/2 • 1994 Ron Willis South Carolina	76-5 • 2007 Cory Martin Auburn	78-9 3-4 • 2001 Libor Charfreitag SMU	84-10 • 1995 Lance Deal	N/A



# MEN'S OUTDOOR RECORDS

# HISTORY & RECORDS

EVENT	SOUTH CAROLINA	WEEMS BASKIN TRACK	SEC CHAMPIONSHIP	NCAA CHAMPIONSHIP	AMERICAN	WORLD
<b>100m</b>	10.04 • 2000 Terrence Trammell	9.90 • 1976 Harvey Glance Auburn	9.93 • 2008 Richard Thompson LSU	9.92 • 1996 Ato Boldon UCLA	9.77 • 2008 Tyson Gay	9.69 • 2008 Usain Bolt JAM
<b>200m</b>	20.34 • 2005 Rodney Martin	20.29 • 2001 Justin Gatlin Tennessee	19.86 • 2002 Justin Gatlin Tennessee	19.87 • 1988/1999 L. Daniel/J. Capel MSU/UF	19.32 • 1996 Michael Johnson	19.30 • 2008 Usain Bolt JAM
<b>400m</b>	44.57 • 2003 Otis Harris	44.78 • 2001 Award Moncur Auburn	44.29 • 1999 Derrick Brew LSU	44.00 • 1992 Quincy Watts Southern California	43.18 • 1999 Michael Johnson	43.18 • 1999 Michael Johnson USA
<b>800m</b>	1:44.47 • 2001 Otukile Lekote	1:45.36 • 2001 Otukile Lekote South Carolina	1:45.27 • 2002 Otukile Lekote South Carolina	1:44.70 • 1990 Mark Everett Florida	1:42.60 • 1985 Johnny Gray	1:41.11 • 1997 Wilson Kipketer DEN
<b>1,500m</b>	3:42.48 • 1974 Jim Schaper	3:42.85 • 1987 Gary Cobb Virginia Tech	3:37.29 • 1999 Seneca Lassiter Arkansas	3:35.30 • 1981 Sydney Maree Villanova	3:29.30 • 2005 Bernard Lagat	3:26.00 • 1998 Hicham El Guerrouj MAR
<b>5,000m</b>	14:06.54 • 1987 Tom Howe	13:57.53 • 2001 David Kimani Alabama	13:41.04 • 2003 Alistair Cragg Arkansas	13:20.63 • 1979 Sydney Maree Villanova	12:58.21 • 1996 Bob Kennedy	12:37.35 • 2004 Kenenisa Bekele ETH
<b>10,000m</b>	30:05.24 • 1986 Rob Devlin	29:47.24 • 1989 David Keen Florida State	28:23.01 • 2008 Tyson David Alabama	28:01.30 • 1979 Suleiman Nyombui UTEP	27:13.98 • 2001 Meb Keflezighi	26:17.53 • 2005 Kenenisa Bekele ETH
<b>110m Hurdles</b>	13.19 • 2000 Terrence Trammell	13.48 • 1999 Terrence Trammell South Carolina	13.22w • 2006 Aries Merritt Tennessee	13.21w • 2006 Aries Merritt Tennessee	12.90 • 2006 Dominique Arnold	12.88 • 2006 Xaing Liu CHN
<b>400m Hurdles</b>	47.63 • 2010 Johnny Dutch	49.65 • 2001 Ricky Harris Florida	48.29 • 2005 Kerron Clement Florida	47.56 • 2005 Kerron Clement Florida	46.78 • 1992 Kevin Young	46.78 • 1992 Kevin Young USA
<b>3,000m Steeplechase</b>	8:57.96 • 1988 Andy Foster	8:44.94 • 2001 Daniel Lincoln Arkansas	8:32.71 • 1986 Peter McCoglan Alabama	8:12.39 • 1978 Henry Rono Washington State	8:08.82 • 2006 Daniel Lincoln	7:53.63 • 2004 Saif Saaeed Shaheen QAT
<b>4x100m</b>	38.45 • 2000 Crenshaw, Trammell, Hackley, Howard	39.37 • 1999 Trammell, Hackley, Price, Crenshaw South Carolina	38.67 • 2008 Hayes, Thompson Mvumvure, Holliday LSU	38.04 • 1998 Howard, Holloway, Williams, Spencer TCU	37.40 • 1992/1993 National Team	37.10 • 2008 Carter, Frater, Bolt, Powell JAM
<b>4x400m</b>	3:02.16 • 2002 Law, Lekote, Harris, Fortenberry	3:03.63 • 2001 LSU	3:02.23 • 2005 Clarke, Witherspoon, Middleton, Clement Florida	2:59.59 • 2005 LSU	2:54.20 • 1998 Young, Pettigrew, Washington, Johnson	2:54.20 • 1998 Young, Pettigrew, Washington, Johnson USA
<b>High Jump</b>	7-3 1/4 • 1988 Paul Wiechern	7-5 • 1977 James Barrineau Georgia	7-6 • 2007 Thomas Donald Auburn	7-9 3/4 • 1989 Hollis Conway Louisiana-Lafayette	7-10 1/2 • 1991 Charles Austin	8-0 1/2 • 1993 Javier Sotomayor CUB
<b>Pole Vault</b>	17-10 1/2 • 2009 Elliott Haynie	17-5 1/2 • 1988 Dale Gerke South Carolina	19-0 1/4 • 1994 Lawrence Johnson Tennessee	19-1 • 1996 Lawrence Johnson Tennessee	19-9 1/4 • 2000 Jeff Hartwig	20-1 3/4 • 1994 Sergey Bubka UKR
<b>Long Jump</b>	27-4 3/4w • 2004 Tony Allmond	26-9 1/4 • 2001 Walter Davis LSU	27-10 1/4 • 2000 Melvin Lister Arkansas	28-0 • 1993 Erick Walder Arkansas	29-4 1/2 • 1991 Mike Powell	29-4 1/2 • 1991 Mike Powell USA
<b>Triple Jump</b>	52-2 • 1975 Ronn Adams	55-11 • 2001 Walter Davis LSU	56-0 1/2 • 1995 Jerome Romain Arkansas	57-7 3/4 • 1982 Keith Connor SMU	59-4 1/4 • 1996 Kenny Harrison	60-0 1/4 • 1995 Jonathan Edwards GBR
<b>Shot Put</b>	67-3 1/2 • 1999 Brad Snyder	66-11 1/4 • 1998 Brad Snyder South Carolina	70-5 1/4 • 1995 Brett Noon Georgia	72-2 1/4 • 1995 John Godina UCLA	75-10 1/4 • 1990 Randy Barnes	75-10 1/4 • 1990 Randy Barnes USA
<b>Discus</b>	196-10 • 1999 Ryan Harrison	205-5 • 2001 Gabor Mate Auburn	213-9 • 1985 Mike Buncic Kentucky	220-0 • 1992 Kamy Keshmiri Nevada	237-4 • 1981 Ben Plucknett	243-0 • 1986 Jurgen Schult GER
<b>Hammer</b>	222-4 • 1995 John Stoikos	246-0 • 1996 Tomas Sjostrom Unattached	242-7 • 2000 Andras Haklits Georgia	265-3 • 1996 Balazs Kiss Southern California	270-9 • 1996 Lance Deal	284-7 • 1986 Yuri Sedykh URS
<b>Javelin</b>	237-4 • 1997 Jason LaBarbera	244-2 • 1997 Erin Bevans Unattached	257-10 • 2004 Leigh Smith Tennessee	268-7 • 1998 Eako Mikkola Arizona	287-8 • 2004 Breaux Greer	323-1 • 1996 Jan Zelezny CZE
<b>Decathlon</b>	7,598 • 1990 Phillipe Williams	8,024 • 2001 Claston Bernard LSU	8,216 • 1998 Mikael Olander LSU	8,726 • 1992 Brian Brophy Tennessee	8,891 • 1992 Dan O'Brien	9,026 • 2001 Roman Sebrie CZE

## HISTORY & RECORDS

## WOMEN'S INDOOR RECORDS

EVENT	SOUTH CAROLINA	INDOOR FACILITY	SEC CHAMPIONSHIP	NCAA CHAMPIONSHIP	AMERICAN	WORLD
<b>55m</b>	6.72 • 2006 Amberly Nesbitt	6.82 • 2003 Miki Barber South Carolina	6.58 • 1989 Dawn Sowell LSU	6.56 • 1987 Gwen Torrence Georgia	6.56 • 1987 Gwen Torrence	N/A
<b>60m</b>	7.09 • 2011 LaKya Brookins	N/A	7.13 • 2008 Kelly-Ann Baptiste LSU	7.09 • 2011 LaKya Brookins South Carolina	6.95 • 1998 Gail Devers	6.92 • 1993/1995 Irina Privalova RUS
<b>200m</b>	22.57 • 2006 Shalonda Solomon	N/A	22.46 • 2007 Kerron Stewart LSU	22.40 • 2008 Bianca Knight Texas	22.18 • 2003 Michelle Collins	21.87 • 1993 Merlene Otley JAM
<b>400m</b>	50.80 • 2007 Natasha Hastings	59.42 • 2003 Tawana Watkins South Carolina	51.13 • 2004 Hazel-Ann Regis LSU	50.80 • 2007 Natasha Hastings South Carolina	50.64 • 1991 Diane Dixon	49.59 • 1982 Jarmila Kratochvílová CZE
<b>800m</b>	2:06.05 • 2006 Shay Shelton	2:20.00 • 2002 Mikisha Lewis South Carolina	2:00.75 • 2005 Nicole Cook Tennessee	2:01.77 • 1999 Hazel Clark Florida	1:58.71 • 2002 Nicole Teter	1:55.82 • 2002 Jolanda Ceplak SVN
<b>1,000m</b>	2:57.81 • 2011 Scola Jepngetch	3:12.59 • 1994 Marielle Bertrand South Carolina	2:44.33 • 1987 Alisa Harvey Tennessee	2:41.08 • 1987 Trena Hull UNLV	2:34.19 • 2004 Jen Toomey	2:30.94 • 1999 Mária de Lurdes Mutola MOZ
<b>Mile</b>	4:43.90 • 1996 Tracey Capper	5:28.49 • 2011 Jessica Hartman South Carolina	4:35.06 • 1986 Elizabeth Lynch Alabama	4:30.63 • 1989 Suzy Favor Wisconsin	4:20.5 • 1982 Mary Slaney	4:17.14 • 1990 Doina Melinte ROM
<b>3,000m</b>	9:39.97 • 2011 Beatrice Biwott	10:30.01 • 2010 Ashley Evens South Carolina	9:15.69 • 1987 Lisa Breiding Kentucky	8:49.18 • 2004 Kim Smith Providence	8:39.14 • 1999 Regina Jacobs	8:27.86 • 2006 Liliya Shobukhova RUS
<b>5,000m</b>	16:54.61 • 1992 Sue McGhie	10:28 • 2010 Ashley Evens South Carolina	15:53.34 • 1990 Valerie McGovern Kentucky	15:14.18 • 2004 Kim Smith Providence	15:07.44 • 2001 Marla Runyan	14:32.93 • 2005 Tirunesh Dibaba ETH
<b>60m Hurdles</b>	8.11 • 2004 Lashinda Demus	N/A	8.00 • 2000 Vonette Dixon Auburn	7.84 • 2006 Virginia Powell Southern California	7.74 • 2003 Gail Devers	7.68 • 2008 Susanna Kallur SWE
<b>4x400m</b>	3:28.25 • 2003 Ross, Barber, Washington, Demus	4:12.86 • 2006 South Carolina	3:29.06 • 2005 Morris, Bernard-Thomas, Lawrence, Regis LSU	3:27.66 • 2003 Downer, McIntosh, Robinson, Richards Texas	3:27.59 • 1999 Hennagan, Collins, Feagin-Alexander, Porter	3:23.37 • 2006 Kondratyeva, Khabarova, Pechonkina, Gushchina RUS
<b>4x800m</b>	9:13.20 • 1993 Singletary, Capper, Figlar, Bertrand	N/A	8:38.26 • 1987 Sa. Braasch, So. Braasch, Crowther, Nash Florida	8:24.72 • 1987 Franey, Gallagher, DiMuro, Procaccio Villanova	8:28.41 • 1992 Renk, Sherman Gentes, Wickus	8:18.71 • 1994 Zaitseva, Kuznetsova, Afanasyeva, Podkopayeva, RUS
<b>DMR</b>	11:30.72 • 2003 Ramomene, Stoddart, Watkins, Lake	N/A	11:16.61 • 2004 Novak, Olupona, Sullivan, Hyatt Tennessee	10:58.19 • 2002 Burgess, Henderson, Marr, Nilsson UCLA	10:59.76 • 2002 Donohue, Gainey, Schmidt, Flanagan	N/A
<b>High Jump</b>	5-10 1/2 • 2004 Chelsea Hammond	5-8 3/4 • 2011 Jeannelle Scheper South Carolina	6-2 • 2006/2008 Spencer/Reese Georgia/Mississippi	6-5 1/2 • 1995 Amy Acuff UCLA	6-7 • 1998 Tisha Waller	6-9 3/4 • 2006 Kajsa Bergqvist SWE
<b>Pole Vault</b>	13-11 1/4 • 2010 Vica Shobe	13-5 1/4 • 2010 Vica Shobe South Carolina	14-5 1/4 • 2001 Thorey Ellisdottir Georgia	14-10 1/4 • 2002 Amy Linnen Arizona	15-9 1/4 • 2004 Stacy Dragila	16-2 3/4 • 2008 Yelena Isinbaeva RUS
<b>Long Jump</b>	21-8 • 2001 Antoinette Wilks	20-2 1/2 • 1994 Dana Boone Unattached	22-8 • 2002 Elva Goulbourne Auburn	22-4 1/4 • 2003 Elva Goulbourne Auburn	23-4 3/4 • 1994 Jackie Joyner-Kersey	24-2 1/4 • 1988 Heike Drechsler GDR
<b>Triple Jump</b>	42-11 1/2 • 2000 Rodena Barr	32-0 3/4 • 1994 Danielle Slutzky South Carolina	46-0 1/2 • 2000 Keisha Spencer LSU	46-9 • 1997 Suzette Lee LSU	46-8 1/4 • 1995 Sheila Hudson	50-4 3/4 • 2004 Tatyana Lebedeva RUS
<b>Shot Put</b>	56-0 • 1998 Crystal Brownlee	57-5 • 2002 Teri Steer Unattached	58-5 1/4 • 2004 Kimberli Barrett Florida	62-10 • 2004 Laura Gerraughty North Carolina	65-0 3/4 • 1987 Ramona Pagel	73-10 • 1977 Helena Fibingerová CZE
<b>20lb Weight</b>	71-3 3/4 • 1997 Dawn Ellerbe	79-9 1/2 • 2010 Amber Campbell Unattached	73-8 • 2002 Candice Scott Florida	79-3 3/4 • 2005 Candice Scott Florida	79-6 • 2005 Erin Gilreath	N/A

# WOMEN'S OUTDOOR RECORDS

# HISTORY & RECORDS

EVENT	SOUTH CAROLINA	WEEMS BASKIN TRACK	SEC CHAMPIONSHIP	NCAA CHAMPIONSHIP	AMERICAN	WORLD
<b>100m</b>	11.02 • 2011 LaKya Brookins	11.28 • 2001 Muna Lee LSU	11.01 • 2011 Semoy Hackett LSU	10.78 • 1989 Dawn Sowell LSU	10.49 • 1988 Florence Griffith Joyner	10.49 • 1988 Florence Griffith Joyner USA
<b>200m</b>	22.30w • 2006 Shalonda Solomon	22.99 • 2001 Miki Barber South Carolina	22.35 • 1999 Debbie Ferguson Georgia	22.04 • 1989 Dawn Sowell LSU	21.34 • 1988 Florence Griffith Joyner	21.34 • 1988 Florence Griffith Joyner USA
<b>400m</b>	49.84 • 2007 Natasha Hastings (NCAA Record)	50.63 • 2001 Miki Barber South Carolina	50.62 • 2005 Tiandra Ponteem Florida	50.10 • 2005 Monique Henderson UCLA	48.70 • 2006 Sanya Richards	47.60 • 1985 Marita Koch GDR
<b>800m</b>	2:02.91 • 1998 Charmaine Howell	2:06.47 • 2001 Nona Allen Florida	2:01.00 • 2004 Tiffany McWilliams Mississippi State	1:59.11 • 1990 Suzy Favor Wisconsin	1:56.40 • 1999 Jearl Miles-Clark	1:53.28 • 1983 Jarmila Kratochvlov CZE
<b>1,500m</b>	4:26.36 • 1996 Tracey Capper	4:20.89 • 2001 Tracy Robinson Arkansas	4:09.19 • 2004 Tiffany McWilliams Mississippi State	4:06.75 • 2003 Tiffany McWilliams Mississippi State	3:57.12 • 1983 Mary Staley	3:50.46 • 1993 Yunxia Qu CHN
<b>5,000m</b>	16:42.83 • 1994 Sue McGhie	16:16.36 • 2001 Amy Yoder-Begley Arkansas	15:59.47 • 1990 Valerie McGovern Kentucky	15:24.06 • 2004 Lauren Fleshman Stanford	14:45.35 • 2000 Regina Jacobs	14:11.15 • 2008 Tirunesh Dibaba ETH
<b>10,000m</b>	34:31.41 • 1998 Tanya Povey	35:23.40 • 2001 Amy Yoder-Begley Arkansas	33:43.1 • 1983 Beth Farmer Florida	32:28.57 • 1988 Sylvia Mosquedo Cal State Los Angeles	30:22.22 • 2008 Shalane Flanagan	29:31.78 • 1993 Junxia Wang CHN
<b>100m Hurdles</b>	12.81 • 2000 Elakisha Williamson	12.95 • 1998 Melissa Morrison Unattached	12.72 • 1996 Kim Carson LSU	12.48 • 2006 Virginia Powell Southern California	12.33 • 2000 Gail Devers	12.21 • 1988 Yordanka Donkova BUL
<b>400m Hurdles</b>	53.43 • 2004 Lashinda Demus South Carolina	55.60 • 2003 Lashinda Demus South Carolina	54.50 • 2004 Lashinda Demus South Carolina	53.54 • 2004 Shenna Johnson UCLA	52.61 • 1995 Kim Batten	52.34 • 2003 Yuliya Pechonkina RUS
<b>3,000m Steeplechase</b>	10:20.14 • 2010 Beatrice Biwott	10:13.89 • 2001 Lilli Kleinmann Arkansas	10:13.89 • 2001 Lilli Kleinmann Arkansas	9:44.95 • 2003 Kassi Andersen BYU	9:22.26 • 2008 Jenny Barringer	8:58.81 • 2008 Gulnara Galkina RUS
<b>4x100m</b>	42.83 • 2003 Ross, Whipple, Joyce, Bailey	43.48 • 2001 Williams, L. Barber, M. Barber, Washington South Carolina	42.80 • 2008 Morris, Henry Broaddus, Baptiste LSU	42.50 • 1989 Stanley, Sowell, Sheffield, Jones LSU	41.47 • 1997 Gaines, Jones, Miller, Devers	41.37 • 1985 Müller, Rieger, Auerwald, Gshr GDR
<b>4x400m</b>	3:26.46 • 2002 Washington, Ross, Bass, Demus	3:31.24 • 2001 Griffin, M. Barber, L. Barber, Washington South Carolina	3:27.04 • 2004 Davy, Bernard-Thomas, Hall, Regis LSU	3:25.26 • 2004 Bernard-Thomas, Regis, Hall, Davy LSU	3:15.51 • 1988 Howard, Dixon, Brisco, Griffith Joyner	3:15.17 • 1988 Ledovskaya, Nazarova, Pinigina, Bryzgina USSR
<b>High Jump</b>	5-11 1/2 • 2005 Chelsea Hammond	5-10 1/2 • 2001 Laffiah Long Georgia	6-1 1/4 • 2007 Levern Spencer Georgia	6-5 • 1995 Amy Acuff UCLA	6-7 3/4 • 1988 Louise Ritter	6-10 1/4 • 1987 Stefka Kostadinova BUL
<b>Pole Vault</b>	13-6 1/2 • 2010 Vica Shobe	12-10 3/4 • 2001 Megan Westfall Florida	13-11 • 2006 Hiteshew-Jackson/Unger Georgia/Arkansas	14-5 1/2 • 2004 Becky Holliday Oregon	16-1 3/4 • 2008 Jenn Stuczynski	16-6 3/4 • 2008 Yelena Isinbayeva RUS
<b>Long Jump</b>	21-6 3/4 • 2004 Chelsea Hammond	20-7 3/4 • 2001 Myra Combs LSU	22-5 1/4 • 2008 Brittney Reese Mississippi	22-9 1/4 • 1987 Sheila Echols LSU	24-7 • 1994 Jackie Joyner-Kersey	24-8 1/4 • 1988 Galina Chistyakova URS
<b>Triple Jump</b>	44-2 • 2002 Rodena Barr	43-4 1/2 • 2001 Shelly-Ann Gallimore Auburn	45-10 3/4 • 1996 Suzette Lee LSU	46-2 • 2005 Candice Baucham UCLA	47-5 • 2004 Tiomb Hurd	50-10 1/4 • 1995 Inessa Kravets UKR
<b>Shot Put</b>	56-8 1/2 • 1997 Crystal Brownlee	55-7 3/4 • 1997 Crystal Brownlee South Carolina	57-6 1/4 • 2004 Kimberli Barrett Florida	61-2 1/4 • 1998 Tressa Thompson Nebraska	66-2 1/2 • 1988 Ramona Pagel	74-3 • 1987 Natalya Lisovskaya URS
<b>Discus</b>	185-9 • 2006 Precious Akins	191-11 • 2002 Dawn Ellerbe New York AC	194-4 • 1994 Danyel Mitchell LSU	210-10 • 1999 Seilala Su UCLA	216-10 • 1986 Carol Cady	251-11 • 1988 Gabriele Reinsch GDR
<b>Hammer</b>	213-3 • 1998 Lisa Misipeka	220-4 • 2002 Dawn Ellerbe New York AC	235-6 • 2006 Jenny Dahlgren Georgia	228-11 • 2004 Candice Scott Florida	242-4 • 2005 Erin Gilreath	253-11 • 2006 Tatyana Lysenko RUS
<b>Javelin</b>	174-8 • 2000 Candy Mitchell	156-5 • 1999 Beth Obruba Unattached	204-8 • 1987 Laverne Eve LSU	202-10 • 2003 Irina Kharun Indiana	204-10 • 2006 Kim Kreiner	235-3 • 2005 Osleidys Menéndez CUB
<b>Heptathlon</b>	5,664 • 1998 Erin Narzinski	5,704 • 2001 GiGi Miller Arkansas	5,969 • 1991 Sharon Jaklofsky LSU	6,527 • 1995 Diane Guthrie-Gresham George Mason	7,291 • 1988 Jackie Joyner-Kersey	7,291 • 1988 Jackie Joyner-Kersey USA

# HISTORY & RECORDS

## INDOOR TOP TIMES

### 55-METER DASH

1.	Terrence Trammell	1999	6.12
2.	Corey Bridges	1998	6.15
3.	Adrian Durant	2004	6.23
4.	Johnathan Hancock	2009	6.24
5.	Clint Crenshaw	1999	6.26
6.	Andre Toltton	2002	6.27
7.	Shamus Singletary	2001	6.28
8.	Marcus Robinson	1996	6.29
9.	Lamar Markett	2008	6.30
10.	Shah Mays	1999	6.31
	Jamie Price	1997	
	Nigel Stoddart	1990	

### 60-METER DASH

1.	Terrence Trammell	2000	6.54
2.	Corey Bridges	1997	6.61
3.	Johnathan Hancock	2009	6.63
4.	Duan Barrino	2002	6.71
	Pap Howard	2001	
6.	Corey Taylor	2003	6.72
	Marcus Robinson	1996	
8.	Adrian Durant	2004	6.74
9.	Leroy Dixon	2006	6.75
	Rodney Martin	2005	

### 200-METER DASH

1.	Rodney Martin	2005	20.38
2.	Antonio Sales	2008	20.83
3.	Pap Howard	2001	20.84
4.	Andre Toltton	2001	20.90
5.	Leroy Dixon	2006	21.01
6.	Marcus Robinson	1996	21.14
7.	Duan Barrino	2002	21.22
8.	James Law	2002	21.25
9.	Derron Flood	2008	21.35
10.	Riaan Dempers	2000	21.36
	Jamie Price	1998	

### 400-METER DASH

1.	Jonathan Fortenberry	2003	46.19
2.	Otis Harris	2002	46.28
3.	Jimmie Hackley	1999	46.49
4.	Obakeng Ngwigwa	2010	46.54
5.	Keith Hinnant	2006	46.76
6.	Jussi Heikkila	2008	47.09
7.	Tony Rambo	1979	47.14
8.	Ray Miley	2007	47.18
9.	Quentin Moore	2007	47.24
10.	Gerald Pressley	2001	47.25

### 800-METER RUN

1.	Otukile Lekote	2001	1:46.13
2.	Marvin Watts	1997	1:47.73
3.	Adrian Bonner	1995	1:48.13
4.	William Emase	2005	1:50.06
5.	Ken Schaper	1974	1:50.58
6.	Shawn Cunningham	2004	1:50.99
7.	Johnny Baez	2007	1:51.56
8.	Chris Swartz	1995	1:51.90
9.	Ray Miley	2007	1:52.31
10.	Teddy Towle	1995	1:52.54

### 1,000-METER RUN

1.	Bob Kaczka	1969	2:25.00
2.	Jim Schaper	1974	2:26.85
3.	Tim Colas	1982	2:28.90
4.	LaMonte Pennington	1998	2:29.30
5.	Adrian Bonner	1993	2:29.60
6.	Bob Crombie	1965	2:29.80
7.	Tom Cronin	1993	2:30.10
8.	Robert Razick	2011	2:31.07
9.	Johnny Baez	2007	2:31.66
10.	Scott Pierce	2010	2:33.27

### MILE RUN

1.	Tim Colas	1982	4:08.03
2.	Tom Cronin	1993	4:08.09
3.	Ken Schapert	1974	4:10.84
4.	William Emase	2004	4:12.38
5.	Bill Latham	1959	4:12.64
6.	Johnny Baez	2007	4:14.22
7.	Otukile Lekote	2001	4:15.04
8.	Keith Gorski	1992	4:16.01

9.	Robert Razick	2011	4:16.23
10.	Teddy Towle	1995	4:18.06

### 3,000-METER RUN

1.	Bob Day	1975	8:18.14
2.	Andy Foster	1989	8:22.46
3.	Mike Hedgecock	1990	8:23.75
4.	Tom Cronin	1992	8:25.71
5.	Paul Laymon	1993	8:27.14
6.	Steve Mance	2005	8:28.97
7.	Keith Gorski	1992	8:30.00
8.	Robert Razick	2011	8:36.16

### 5,000-METER RUN

1.	Keith Gorski	1992	14:25.58
2.	Bob Day	1976	14:27.54
3.	Steve Mance	2005	14:36.36
4.	Paul Laymon	1992	14:50.15
5.	Mark Cruz	1994	14:53.64
6.	Eric Roschick	1995	15:04.13
7.	Daniel Smoak	2010	15:12.28
8.	Jered Haag	1994	15:18.10

### 55-METER HURDLES

1.	Terrence Trammell	1999	6.94
2.	Stanislavs Olijars	1999	7.18
	Jason Richardson	2007,08	
4.	Thomas Hilliard, IV	2007	7.23
5.	Corey Taylor	2003	7.24
6.	Terry Winston	1994	7.27
7.	Frank Mensah	1995	7.30
	Kenneth Ferguson	2003	
	Fred Townsend	2004	
10.	Johnny Dutch	2010	7.31

### 60-METER HURDLES

1.	Terrence Trammell	1999	7.52
2.	Jason Richardson	2008	7.53
3.	Booker Nunley	2010	7.58
4.	Stanislavs Olijars	1999	7.65
5.	Kenneth Ferguson	2003	7.67
	Corey Taylor	2003	
7.	Johnny Dutch	2009	7.71
8.	Thomas Hilliard	2007	7.74
9.	Deandre Eiland	2001	7.87

### 4x400-METER RELAY

1.	Fortenberry, Lekote, Harris, Pressley	2002	3:05.90
2.	Moore, Dutch, Ngwigwa, Anderson	2009	3:06.11
3.	Howard, Lekote, Harris, Pressley	2001	3:06.43
4.	Hinnant, Hilliard, Miley, Moore	2007	3:06.84
5.	Hinnant, James, Luster, Richardson	2005	3:06.87

### DISTANCE MEDLEY RELAY

1.	Bonner, Swartz, Towle, Cronin	1995	9:43.26
2.	Hoffman, Hilliard, Cunningham, Emase	2005	9:56.46
3.	Swartz, Watts, Towle, Cronin	1995	10:00.59
4.	Johnson, Coleman, Drosky, Murphy	1984	10:01.60
5.	Leyh, James, Fortenberry, Baez	2007	10:02.98

### HIGH JUMP

1.	David Wilkins	2011	7-2 1/4
2.	Paul Wichern	1989	7-2
3.	Fred Townsend	2004	7-1
4.	Steve Wilson	1976	7-0
5.	Steve Owens	1992	6-11
6.	Art Henson	1992	6-11

### POLE VAULT

1.	Chris Steddum	2004	18-0 1/2
2.	Elliott Haynie	2010	17-7 3/4
3.	Patrick Tvarunas	2000	17-7
4.	Matt Shuler	2011	17-6 1/2
5.	Dan McKenzie	2007	17-0 3/4
6.	Marvin Reitze	2009	17-0
	Dale Gerek	1989	

8.	Jared Farabee	2002	16-10 3/4
9.	Greg Royster	2003	16-8 3/4
10.	Michael Lameier	2000	16-8

### LONG JUMP

1.	Tony Allmond	2004	26-6 1/4
2.	Phillipe Williams	1990	26-3
3.	Greig Cryer	2006	26-0
4.	Fred Townsend	2004	24-0
5.	Titus Briggs	1976	23-9 1/4
6.	Josh Jones	2011	23-4 3/4
7.	Lincoln Carr	2011	23-3 1/2

### TRIPLE JUMP

1.	Greig Cryer	2006	52-5 1/4
2.	Lincoln Carr	2011	51-5
3.	Marcus Sutton	1993	51-4 1/2
4.	Dorian Johnson	2011	49-10 1/2
5.	Derek Pressley	2008	49-10
6.	Ron Adams	1976	
7.	Tony Allmond	2003	49-7 1/4
8.	Roderic Dubose	1992	48-5 1/2

### SHOT PUT

1.	Brad Snyder	1998	66-8
2.	Kevin Mannon	1997	63-7 1/2
3.	Jason Cook	2009	61-11
4.	Jeff Shalayda	1997	60-8 1/2
5.	Ron Willis	1994	60-1 3/4

### 35-POUND WEIGHT

1.	Ryan Harrison	1999	73-6
2.	Ron Willis	1994	72-1 1/4
3.	Bert Sorin	1999	72-1
4.	Brett Murray	1994	69-10 3/4
5.	Michael Zajac	2011	69-9 1/2
6.	Kevin Mannon	1997	69-6 3/4
7.	Brook Antonio	2006	68-2 1/2

### HEPTATHLON\*

1.	Fred Townsend	2004	5581 pts
2.	Scott Pierce	2009	5325 pts
3.	Greg Royster	2004	5293 pts
4.	Curt McGill	2009	5292 pts
5.	Eddie Stoudemire	2009	5016 pts
6.	Jerry Thompson III	2011	4,968 pts

\*Heptathlon records are from 2002-present.

## OUTDOOR TOP TIMES

### 100-METER DASH

1.	Terrence Trammell	2000	10.04
2.	Andre Toltton	2001	10.12w
3.	Corey Bridges	1996	10.13
4.	Leroy Dixon	2005	10.19
5.	Marcus Robinson	1996	10.21
6.	Rodney Martin	2005	10.25
7.	Pap Howard	2001	10.27
8.	Johnathan Hancock	2009	10.31
	Clint Crenshaw	2001	
10.	Nigel Stoddart	1990	10.33
	Antonio Sales	2008	

### 200-METER DASH

1.	Rodney Martin	2005	20.34
2.	Leroy Dixon	2006	20.44
3.	Terrence Trammell	1999	20.45
4.	Pap Howard	2001	20.47
5.	Antonio Sales	2010	20.54
6.	Obakeng Ngwigwa	2010	20.56
7.	Andre Toltton	2001	20.58
8.	Marcus Robinson	1996	20.63
9.	Jimmie Hackley	1999	20.64
10.	Jamie Price	1998	20.79

### 400-METER DASH

1.	Otis Harris	2003	44.57
2.	Jimmie Hackley	2000	45.64
3.	Jonathan Fortenberry	2002	45.67
4.	Obakeng Ngwigwa	2010	46.09
5.	Otukile Lekote	2001	46.12
6.	Quentin Moore	2008	46.18
7.	Jamil James	2007	46.28

# MEN'S TOP TIMES

8.	Ray Miley	2007	46.31
9.	Eddie Miller	1988	46.35
10.	Gerald Pressley	2002	46.39

### 800-METER RUN

1.	Otukile Lekote	2001	1:44.47
2.	Marvin Watts	1998	1:47.74
3.	Bob Kaczka	1970	1:48.01
4.	Adrian Booner	1995	1:48.13
5.	William Emase	2005	1:48.23
6.	Jim Schaper	1972	1:48.71
7.	John Brown	1974	1:49.94
8.	Johnny Baez	2006	1:50.03
9.	Chris Swartz	1993	1:50.29
10.	Alan Drosky	1984	1:50.63

### 1,500-METER RUN

1.	Jim Schaper	1974	3:42.48
2.	Tim Colas	1982	3:44.79
3.	Alan Drosky	1984	3:45.79
4.	Halston Taylor	1976	3:47.14
5.	Bob Crumby	1965	3:48.24
6.	Tom Howe	1987	3:48.90
7.	William Emase	2003	3:49.07
8.	Tom Cronin	1993	3:49.12
9.	Frank Murno	1978	3:50.24
10.	Robert Razick	2011	3:52.47

### 5,000-METER RUN

1.	Tom Howe	1987	14:06.54
2.	Ken Castello	1987	14:13.24
3.	Bob Day	1975	14:16.14
4.	Paul Laymon	1992	14:29.40
5.	Jim Carey	1978	14:30.24
6.	Tim Colas	1983	14:32.54
7.	Mike Hedgecock	1990	14:33.20
8.	Keith Gorski	1993	14:35.40
9.	Rob Devlin	1986	14:41.74
10.	Jim Karcanes	1991	14:41.90

### 10,000-METER RUN

1.	Rob Devlin	1986	30:05.24
2.	Leon Cook	1976	30:12.86
3.	Keith Gorski	1992	30:23.88
4.	Mark Cruz	1994	30:29.89
5.	Paul Laymon	1989	30:52.20
6.	Andy Bredfield	1990	31:09.05
7.	Ted Fort	1990	31:17.70
8.	Greg Wimer	1985	31:26.24
9.	Mike Hedgecock	1991	31:27.50
10.	Jim Carey	1978	31:34.24

### 110-METER HURDLES

1.	Terrence Trammell	2000	13.19
2.	Jason Richardson	2008	13.21
3.	Booker Nunley	2009	13.32
4.	Johnny Dutch	2010	13.50
5.	Kenneth Ferguson	2003	13.53
6.	Thomas Hilliard	2007	13.70
7.	Corey Taylor	2003	13.72
8.	Frank Mensah		

# MEN'S TOP TIMES

## 3,000-METER STEEPLECHASE

1.	Andy Foster	1988	8:57.96
2.	Tom Cronin	1995	9:00.58
3.	Leon Cook	1977	9:01.44
4.	Mike Hedgecock	1989	9:03.79
5.	Brad Herbster	1991	9:08.57
6.	Paul Laymon	1993	9:10.90
7.	Max Minter	1981	9:13.04
8.	Mike Costello	1985	9:14.11
9.	Jered Haag	1994	9:16.97
10.	Steve Mance	2005	9:24.07

## 4x100-METER RELAY

1.	Crenshaw, Trammell, Hackley, Howard	2000	38.45
2.	Crenshaw, Trammell, Mays, Price	1999	38.92
3.	Barrino, Law, Totton, Taylor	2002	39.01
4.	Carter, Sales, Moore, Ngwigwa	2010	39.07
5.	Trammell, Bridges, Dempers, Price	1998	39.08
6.	Hancock, Sales, Moore, Ngwigwa	2009	39.09
7.	Totton, Howard, Crenshaw, Taylor	2001	39.19
8.	Trammell, Price, Dempers, Williams	1998	39.27
9.	Hancock, Sales, Moore, Markett	2008	39.37
10.	Crenshaw, Trammell, Hackley, Price	1999	39.39
	Bridges, Williams, Dempers, Trammell	1998	

## 4x200-METER RELAY

1.	Ngwigwa, Sales, Moore, Anderson	2009	1:21.60
2.	USC A	1999	1:21.94
3.	Ngwigwa, Sales, Carter, Dutch	2010	1:22.69
4.	Royster, Sales, Gravesande, Maxwell	2011	1:22.83
5.	Bridges, Williams, Price, Dempers	1998	1:23.04
6.	Richardson, Durant, Dixon, Martin	2005	1:23.06
7.	USC B	1999	1:23.70
8.	Gravesande, Carter Royster, Sales	2011	1:23.74

9.	USC A	2003	1:23.85
10.	Coleman, Butts, Hilliman, Mattison	1982	1:24.20

## 4x400-METER RELAY

1.	Law, Lekote, Harris, Fortenberry	2002	3:02.16
2.	Ferguson Lekote, Fortenberry, Harris	2003	3:02.86
3.	Ngwigwa, Dutch, Anderson, Moore	2009	3:02.88
4.	Ngwigwa, Dutch, Anderson, Moore	2010	3:03.58
5.	Moore, Hilliard, James, Miley	2007	3:03.86
6.	Ngwigwa, Richardson Dutch, Anderson	2009	3:03.89
7.	Law, Howard, Lekote, Harris	2001	3:04.36
8.	Ngwigwa, Dutch, Moore, Richardson	2009	3:04.49
9.	Hinnant, Hilliard, James, Richardson	2006	3:04.62
10.	Durant, Ferguson, Lekote, Harris	2003	3:04.66

## SPRINT MEDLEY RELAY

1.	Price, Trammell, Dempers, Watts	1998	3:13.00
2.	USC A - Lekote	2001	3:13.58
3.	Barrino, Harris, Pressley, Lekote	2002	3:16.25
4.	Durant, Martin, Richardson, Emase	2005	3:19.15
5.	USC A - Lekote	2003	3:19.82
6.	Small, Eidson, Harris, Kaczka	1974	3:20.04
7.	Robinson, Williams, Price, Watts	1997	3:20.18
8.	Griddine, Coleman, Rhodes, Drosky	1984	3:20.89
9.	Bennon, Taylor, Patterson, Taylor	1986	3:21.24

## 4x800-METER RELAY

1.	Sheley, J. Brown D. Brown, J. Schaper	1974	7:24.94
2.	Towle, Watts, Cronin, Bonner	1995	7:26.41
3.	Towle, Swaetz, Goodwin, Bonner	1994	7:28.50
4.	Cronin, Kerns, Swartz, Bonner	1993	7:32.69
5.	Howe, Peddie, Kaczka, Eidson	1968	7:34.74

## DISTANCE MEDLEY RELAY

1.	D. Brown, Reid, J. Brown, Schaper	1974	9:39.34
2.	Cronin, Watts, Bonner, Towle	1995	9:46.01
3.	Bonner, Kerns, Swartz, Cronin	1993	9:52.91
4.	USC	1976	9:59.50
5.	Towle, Goodwin, Swartz, Cronin	1994	10:04.20
6.	Kerns, Love, Bonner, Cronin	1991	10:12.02

## 4x1,500-METER RELAY

1.	Bahura, Haire, Foster, Howe	1987	15:56.35
2.	Cronin, Robinson, Karcanes, Herbster	1991	15:57.99
3.	Robinson, Hart, Hedgecock, Foster	1989	15:59.61
4.	Karcanes, Herbster, Robinson, Hedgecock	1991	16:00.90
5.	Hart, Laymon, Hedgecock, Foster	1989	16:01.03

## SHUTTLE HURDLE RELAY

1.	Taylor, Townsend, Ryan, Ferguson	2003	53.94
----	----------------------------------	------	-------



Three-time Olympian Brad Snyder holds the indoor and outdoor records in the shot put.

2.	Dutch, Nunley Stoudemire, Richardson	2009	55.47
3.	Anderson, Johnson, Taylor, Trammell	2000	56.28
4.	Mensah, Owens, Phillips, Winston	1993	56.31
5.	Mensah, Winston, Phillips, Owens	1994	56.59

## HIGH JUMP

1.	Paul Wiechern	1988	7-3 1/4
2.	Gus Kirkland	1981	7-2 3/4
3.	Steve Wilson	1977	7-1 3/4
4.	Marve Johnson	1983	7-1
5.	Fred Townsend	2001	7-1
6.	David Wilkins	2011	7-0 1/2
7.	Lee Hughes	1999	7-0 1/4
8.	Art Henson	1992	6-11
9.	Steve Owens	1991	6-10 3/4
	Phillipe Williams	1991	

## POLE VAULT

1.	Elliott Haynie	2009	17-10 1/2
2.	Marvin Reitze	2010	17-8 1/2
3.	Chris Steddum	2002	17-7 3/4
4.	Dale Gerke	1988	17-5 1/2
5.	Matt Shuler	2011	17-4 1/2
6.	Darren Davis	1988	17-1 3/4
7.	Dan McKenzie	2006	17-0 3/4
8.	Jarad Farabee	2002	16-11
9.	Patrick Tvarunas	1999	16-10 3/4
10.	Trey Bell	2005	16-6 3/4
	Greg Royster	2003	
	Mike Lameier	2000	

## LONG JUMP

1.	Tony Allmond	2004	27-4 3/4w
2.	Greig Cryer	2006	25-9 1/4
3.	Rolando Adams	1979	25-7
4.	Phillipe Williams	1991	25-2
5.	Peter Edeh Sam Scott	1984	25-1
7.	Anthony Wood	1982	24-9 3/4
8.	Ronn Adams	1976	24-8 1/2
9.	Gus Kirkland	1980	24-6
10.	Marcus Sutton	1993	24-4 1/4

## TRIPLE JUMP

1.	Ron Adams	1975	52-2
2.	Derek Pressley	2007	51-10 1/2
3.	Lincoln Carr	2011	51-4 1/2
4.	Marcus Sutton	1993	51-4 1/4
5.	Greig Cryer	2006	51-4
6.	Berle Stocks	1976	50-9
7.	James Wilson	1982	50-8
8.	Wade Brantley	1988	50-6 1/2
9.	David Arnold	1990	50-4
10.	Harry Skipper	1978	50-3

## SHOT PUT

1.	Brad Snyder	1999	67-3 1/2
2.	Jason Cook	2009	63-7 1/2
3.	Kevin Mannon	1997	62-6 3/4
4.	Ron Yarab	1981	61-2 1/2
5.	Ron Willis	1994	61-0 3/4
6.	Jeff Shalayda	1996	60-7 3/4
7.	Jim Mitchell	2006	57-7
8.	Adam Bishop	2003	57-3 1/2
9.	John Poehlein	1987	56-7
10.	Steve Gettel	1982	56-6 1/2

## DISCUS

1.	Ryan Harrison	1999	196-10
2.	Brett Murray	1994	194-11
3.	Brad Snyder	1999	192-7
4.	Art Swartz	1966	192-3
5.	Chad Moreau	1995	189-0
6.	Kevin Mannon	1997	188-4
7.	Ron Willis	1994	187-3
8.	Brook Antonio	2006	183-4
9.	Jeff Merkt	2009	176-8
10.	Ron Yarab	1981	175-6

# HISTORY & RECORDS

## HAMMER

1.	John Stoikos	1995	222-4
2.	Bert Sorin	1999	219-10
3.	Kevin Mannon	1997	217-1
4.	Ron Willis	1994	214-11
5.	Michael Zajac	2010	211-0
6.	Brett Murray	1995	209-3
7.	Ryan Harrison	1999	208-6
8.	Mattias Ohlsson	1997	208-1
9.	Tyler Trout	2007	204-2
10.	Glenn McAtee	1995	201-5

## JAVELIN (OLD)

1.	Lou DeChicchio	1975	242-5
2.	Tom Chapman	1974	226-6
3.	Ron Yarab	1981	224-0
4.	Dick Bartulski	1956	217-8
5.	John Madden	1981	216-0
6.	Mike Cauley	1971	212-6
7.	Don Brown	1965	209-9
8.	James Jenkins	1967	202-10
9.	Eric Eversole	1983	185-0

## JAVELIN (NEW)

1.	Jason LaBarbera	1997	237-4
2.	Erik Heymann	2007	223-7
3.	Derek McMillian	1994	215-11
4.	Patrick Keegan	1988	212-8
5.	Joe Schroeder	2007	207-6
6.	Scott Alsup	2003	206-2
7.	Garry Martin	2003	199-6
8.	Phillipe Williams	1990	198-10
9.	Bert Sorin	1997	197-4
10.	Fred Townsend	2003	196-6

## DECATHLON

1.	Phillipe Williams	1990	7,598
2.	Wade Brantley	1988	7,406
3.	Fred Townsend	2003	7,345
4.	Scott Pierce	2010	7,056
5.	Steve Owens	1995	7,051
6.	Eddie Stoudemire	2010	6,858
7.	CJ Anderson	2000	6,817
8.	Greg Royster	2006	6,776
9.	Erol Johnson	1984	6,690
10.	Kent Harris	1988	6,686

**INDOOR TOP TIMES**

**55-METER DASH**

1. Amberly Nesbitt	2006	6.72
2. Shalonda Solomon	2006	6.73
3. LaKya Brookins	2009	6.76
4. Miki Barber	2003	6.82
5. Shayla Mahan	2009	6.83
Aleen Bailey	2002	
Erica Whipple	2002	
8. Mechelle Lewis	2000	6.84
9. Tatianna Fisher	2010	6.89
Gabby Glenn	2010	

**60-METER DASH**

1. LaKya Brookins	2011	7.09
2. Amberly Nesbitt	2006	7.21
Shalonda Solomon	2006	
4. Shayla Mahan	2009	7.23
Aleen Bailey	2003	
6. Lisa Barber	2000	7.28
7. Gabrielle Glenn	2008	7.32
8. Khalilah Carpenter	2005	7.33
Mechelle Lewis	2000	
10. Kanisa Williams	2001	7.34

**200-METER DASH**

1. Shalonda Solomon	2006	22.57
2. Aleen Bailey	2003	23.03
3. Miki Barber	2000	23.06
4. Lisa Barber	2002	23.08
5. Erica Whipple	2002	23.13
6. Khalilah Carpenter	2005	23.29
7. Demetria Washington	2001	23.33
8. Natasha Hastings	2007	23.39
9. Stephanie Smith	2004	23.41
10. Amberly Nesbitt	2006	23.43

**400-METER DASH**

1. Natasha Hastings	2007	50.80
2. Lashinda Demus	2004	51.59
3. Miki Barber	2000	51.92
4. Demetria Washington	2001	52.06
5. Brandi Cross	2008	52.12
6. Tiffany Ross	2005	52.43
7. Stephanie Smith	2004	52.44
8. Shevon Stoddart	2005	52.55
9. Lisa Barber	2002	52.62
10. Tonique Williams	1997	53.24

**800-METER RUN**

1. Shay Shelton	2006	2:06.05
2. Charmaine Howell	1998	2:06.13
3. Tawana Watkins	2003	2:08.27
4. Kristina Brown	1999	2:08.77
5. Shannon Wyont	1990	2:09.30
6. Andrea Hallmon	2001	2:10.39
7. Boikhutso Ramomene	2004	2:10.71
8. Tracey Capper	1996	2:11.25
9. Deanna Smith	1997	2:11.77
10. Sierra Henderson	2011	2:12.81

**1,000-METER RUN**

1. Scolastica Jepngetch	2011	2:57.81
2. Liz Figlar	1993	2:57.84
3. Tracey Capper	1993	2:58.90
4. Dana Purser	1990	3:00.34
5. Marielle Bertrand	1993	3:00.40
6. Kristina Brown	2000	3:00.60
7. Laura Pramstaller	2011	3:01.57

**MILE RUN**

1. Tracey Capper	1996	4:43.90
2. Dani Barnes	2009	4:47.19
3. Jenny Lake	2003	4:55.10
4. Sue McGhie	1992	4:56.89
5. Danielle Adams	1992	4:57.10
6. Liz Figlar	1995	4:57.59
7. Ivana Skadana	1998	4:58.37
8. Beatrice Biwott	2011	5:00.50
9. Alexis Fife	1991	5:01.10
10. Rebecca Chain	2008	5:01.48

**3,000-METER RUN**

1. Beatrice Biwott	2011	9:39.97
2. Jenny Lake	2005	9:41.35
3. Dani Barnes	2009	9:44.55
4. Sue McGhie	1992	9:54.72
5. Tracy Capper	1994	9:56.09
6. Liz Figlar	1995	9:56.13
7. Lisa Monti	1994	9:58.19
8. Danielle Adams	1992	9:58.60
9. Rebecca Chain	2007	10:01.45
10. Shannon Wyont	1990	10:03.10

**5,000-METER RUN**

1. Sue McGhie	1992	16:54.61
2. Jenny Lake	2004	17:03.45
3. Beatrice Biwott	2010	17:13.30
4. Danielle Adams	1994	17:29.47
5. Wilma DePiere	1991	17:29.94
6. Lisa Monti	1995	17:32.26
7. Liz Figlar	1995	17:33.12
8. Katie England	1999	17:40.10
9. Tanya Povey	1998	17:41.65
10. Karen Wigal	2005	17:47.18

**55-METER HURDLES**

1. Ronnetta Alexander	2006	7.60
Jackie Madison	1998	7.60
3. Tiffany Ross	2003	7.63
4. Lashinda Demus	2004	7.64
5. Ellakisha Williamson	2000	7.66
6. Chiquita Martin	2007	7.76
7. Kettiany Clarke	2006	7.80
Janica Austin	2010	
9. Shevon Stoddart	2002	7.83
10. Trier Young	2008	7.91

**60-METER HURDLES**

1. Lashinda Demus	2004	8.11
2. Ellakisha Williamson	2000	8.15
3. Kierre Beckles	2011	8.16
Jackie Madison	2001	
5. Ronnetta Alexander	2006	8.17
6. Tiffany Ross	2005	8.29
7. Chiquita Martin	2007	8.33
8. Janica Austin	2010	8.35
9. Kettiany Clarke	2006	8.37
Brittney James	2008	

**4x400-METER RELAY**

1. Ross, Barber, Washington, Demus	2003	3:28.25
2. Smith, Stoddart, Watkins, Demus	2004	3:29.53
3. Smith, Cantey, Cross, Hastings	2007	3:29.57
4. Ross, Stoddart, Smith, Solomon	2005	3:30.01
5. Ross, Stoddart, Smith, Hastings	2005	3:30.07
6. Bass, M. Barber, Griffin, Washington	2001	3:30.08
7. Stoddart, Washington, Bass, Demus	2002	3:30.36
8. Cantey, Cross, Giles, Hastings	2007	3:30.95
9. Smith, Solomon, Cross, Hastings	2007	3:31.85
10. Hastings, Martin, Shelton, Solomon	2006	3:31.86

**4x800-METER RELAY**

1. Singletary, Capper, Figlar, Bertrand	1993	9:13.20
2. Watkins, Chain, Lake, Shelton	2005	9:23.58
3. Bertrand, Fife, Purser, St. Peter	1990	9:28.34
4. Bertrand, St. Peter, Adams, McGhie	1991	9:29.22

**DISTANCE MEDLEY RELAY**

1. Ramomene, Stoddart, Watkins, Lake	2003	11:30.72
2. Chain, Martin,	2005	11:42.73

Watkins, Lake		
3. Ramonene, Martin, Shelton, Rackow	2004	11:44.30
4. Locke, Allen, Henderson, Biwott	2011	11:46.13
5. Shelton, Giles, Watkins, Lake	2005	11:46.23
6. Brown, Bass, Hallmon, Davis	1999	11:52.12
7. Barnes, McCorkle, Fedewa, Biwott	2009	11:53.75
8. Eschenberg, Carpenter, Lewis, Lake	2002	11:58.89
9. Peebles, Lewis, Griffin, Davis	2000	11:59.19
10. Smith, Grey, Kelley, Capper	1996	12:00.11

**HIGH JUMP**

1. Chelsea Hammond	2004	5-10 1/2
2. Jeannelle Scheper	2011	5-8 3/4
3. Erin Narzinski	1999	5-8
Kayla Blake	2008	
5. Julie Symonds	1995	5-7 1/4
6. Kettiany Clarke	2006	5-7
8. Staley Foster	2011	5-6 1/2
9. Jennifer Britz	1996	5-6
Alicia Brunger	1995	

**POLE VAULT**

1. Vica Shobe	2010	13-11 3/4
2. Cheryl Terrio	2006	13-6 1/4
3. Petra Olsen	2011	13-3 1/2
4. Sallie Gurganus	2009	13-2 1/4
5. Liza Todd	2009	13-1 1/2
Allie Nicosia	2010	
7. Angie Rummans	2011	12-11 1/2
8. Kylene Nixon	1999	12-7 1/2
9. Lori Tvrkunas	2001	12-7 1/4
10. Emily Pease	2006	11-6

**LONG JUMP**

1. Antoinette Wilks	2001	21-8
2. Chelsea Hammond	2006	21-4 3/4
3. Erin Narzinski	1998	20-10
4. Kemesha Whitmire	2003	20-5 3/4
5. Brittney James	2008	20-5
6. Tacita Bass	2002	20-0 3/4
7. Rodena Barr	2000	19-8 3/4
8. Rhshida Abdul-Malik	2002	19-4 1/4
9. Kettiany Clarke	2006	19-3 1/2
10. Dee Dee Fortman	1996	19-1

**TRIPLE JUMP**

1. Rodena Barr	2000	42-11 1/2
2. Kemesha Whitmire	2006	42-9
3. Antoinette Wilks	2001	41-7 1/4
4. Rashida Abdul-Malik	2003	41-2 1/4
5. Radiance Basden	2011	40-8 3/4
6. Ceci Kryst	2011	38-4 1/4
7. Dee Dee Fortman	1996	38-1 1/4
8. Reanna Townsend	2006	37-9 1/4
9. Tiffany Ross	2002	37-7 3/4

**SHOT PUT**

1. Crystal Brownlee	1998	56-0
2. Nicole Kendrick	2003	53-7 3/4
3. Dawn Ellerbe	1997	53-6
4. Lisa Misipeka	1997	52-8
5. India Odum	2004	52-3 3/4
6. Lynette Keppler	2001	52-2 3/4
7. Precious Akins	2007	50-9 1/2
8. Leslie Coons	1994	50-0 1/2
9. Michelle Fournier	1999	49-0 1/4
10. Breanna Radford	2011	48-6 1/2

**20-POUND WEIGHT**

1. Dawn Ellerbe	1997	71-3 3/4
2. Lisa Misipeka	1998	70-9 3/4
3. Michelle Fournier	1999	64-5 3/4
4. Mamee Groves	2002	64-4 1/4
5. Precious Akins	2007	62-10
6. Crystal Brownlee	1997	62-5 3/4

7. Loren Thouvenot	1998	59-0 3/4
8. Nicole Kendrick	2003	58-10
9. Leslie Coons	1994	56-5 3/4
10. Stacey Roberts	2011	55-3

**PENTATHLON**

1. Chelsea Hammond	2004	4133 pts
2. Antoinette Wilks	2003	4066 pts
3. Kettiany Clarke	2010	4064 pts

\*Pentathlon records are from 2002-present.

**OUTDOOR TOP TIMES**

**100-METER DASH**

1. LaKya Brookins	2011	11.02w
2. Shalonda Solomon	2006	11.07
3. Erica Whipple	2003	11.15
4. Aleen Bailey	2003	11.17
5. Amberly Nesbitt	2006	11.18
6. Shayla Mahan	2011	11.20
7. Lisa Barber	2002	11.35
8. Gabrielle Glenn	2011	11.41
9. Khalilah Carpenter	2005	11.44
10. Rodena Barr	2000	11.45

**200-METER DASH**

1. Shalonda Solomon	2006	22.36
2. Aleen Bailey	2002	22.54
3. Natasha Hastings	2007	22.61
4. Miki Barber	2001	22.71
5. Erica Whipple	2003	22.82
6. Demetria Washington	2001	22.87
7. Lisa Barber	2002	23.01
8. Khalilah Carpenter	2005	23.32
9. Stephanie Smith	2005	23.34
10. Amberly Nesbitt	2006	23.36

**400-METER DASH**

1. Natasha Hastings	2007	49.84
2. Miki Barber	2001	50.63
3. Lisa Barber	2002	50.87
4. Stephanie Smith	2005	50.93
5. Demetria Washington	2001	51.23
6. Lashinda Demus	2002	51.24
7. Brandi Cross	2008	51.63
8. Tonique Williams	1998	51.99
9. Nadonnia Rodrigues	2010	52.72
10. Charmaine Howell	1997	52.79

**800-METER RUN**

1. Charmaine Howell	1998	2:02.91
2. Shay Shelton	2005	2:06.30
3. Andrea Hallmon	1999	2:07.29
4. Kristina Brown	1999	2:07.47
5. Tracey Capper	1996	2:07.90
6. Lashinda Demus	2004	2:09.16
7. Deanna Smith	1997	2:09.35
8. Shannon Wyont	1990	2:09.39
9. Tawana Watkins	2004	2:09.68
10. Boikhutso Ramomene	2004	2:09.98

**1,500-METER RUN**

1. Tracey Capper	1996	4:26.36
2. Shannon Wyont	1990	4:28.46
3. Charmaine Howell	1998	4:29.35
4. Jenny Lake	2005	4:29.91
5. Ivana Skladana	1997	4:31.03
6. Tanya Povey	1998	4:31.45
7. Liz Figlar	1996	4:34.41
8. Joyce Peebles	2000	4:34.94
9. Dani Barnes	2009	4:35.10
10. Beatrice Biwott	2011	4:35.33

# WOMEN'S TOP TIMES

# HISTORY & RECORDS

## 3,000-METER RUN

1. Tracey Capper	1994	9:43.62
2. Ivana Skaldana	1997	9:45.42
3. Liz Figlar	1996	9:46.95
4. Dani Barnes	2009	9:49.64
5. Tanya Povey	1998	9:53.10
6. Sue McGhie	1993	9:54.10
7. Jenny Lake	2002	9:55.49
8. Joyce Peebles	1998	9:57.12
9. Alexis Fife	1991	9:57.70
10. Danielle Adams	1991	9:58.95

## 5,000-METER RUN

1. Sue McGhie	1994	16:42.83
2. Jenny Lake	2004	16:49.43
3. Tanya Povey	1998	16:58.87
4. Alexis Fife	1991	17:11.50
5. Beatrice Biwott	2011	17:14.33
6. Danielle Adams	1994	17:24.58
7. Jill Savege	1994	17:31.35
8. Casey Gale	2007	17:32.19
9. Wilma DePiere	1989	17:35.30
10. Ashley Evens	2011	17:37.28

## 10,000-METER RUN

1. Tanya Povey	1998	34:31.41
2. Lisa Monti	1995	36:07.90
3. Sue McGhie	1994	36:11.80
4. Jill Savege	1994	37:02.40
5. Katie England	1999	37:09.24
6. Wilma DePiere	1990	37:17.50
7. Danielle Adams	1990	37:21.58
8. Rachel Smith	2002	37:58.00
9. Gwen Sherwood	1990	38:03.76
10. Karen Wigal	2005	38:07.23

## 100-METER HURDLES

1. Ellakisha Williamson	2000	12.81
2. Jackie Madison	2000	12.92
3. Tiffany Ross	2005	12.99
Lashinda Demus	2004	
5. Kierre Beckles	2011	13.01
6. Ronnetta Alexander	2006	13.08
7. Kettiany Clarke	2010	13.20
8. Chiquita Martin	2007	13.28
9. Antoinette Wilks	2003	13.45
10. Janica Austin	2010	13.46

## 400-METER HURDLES

1. Lashinda Demus	2004	53.43
2. Shevon Stoddart	2005	54.47
3. Tiffany Ross	2005	54.56
4. Krystal Cantley	2007	56.21
5. Tacita Bass	2001	57.31
6. Ellakisha Williamson	1999	57.32
7. Tawana Watkins	2005	57.33
8. Chiquita Martin	2006	57.78
9. Char Foster	1999	57.89
10. Janica Austin	2009	58.06

## 3,000-METER STEEPLECHASE

1. Beatrice Biwott	2010	10:20.14
2. Lisa McKinney	2008	11:46.99
3. Kinsey Eschenburg	2002	12:03.35
4. Jessica Smith	2006	12:04.71
5. Kesley Bristol	2009	12:20.45
6. Lauren Paige	2003	12:25.48
7. Mary Wright	2003	12:30.29
8. Caitlin McGroerty	2005	12:33.53

## 4x100-METER RELAY

1. Ross, Whipple, Joyce, Bailey	2003	42.83
2. Ross, Whipple, Joyce, Solomon	2005	43.00
3. Hastings, Nesbitt, Giles, Solomon	2006	43.09
4. Whipple, Washington, L. Barber, Bailey	2002	43.12
5. USC-A	2007	43.25
6. Nesbitt, Whipple, Joyce, Solomon	2005	43.40
7. Brookins, Mahan,	2009	43.41

Glenn, Jacobs		
8. M. Barber, L. Barber, Washington, Williamson	1999	43.44
9. Williams, Washington, M. Barber, L. Barber	2001	43.48
10. Carpenter, Whipple, Joyce, Solomon	2005	43.58
Joyce, Demus, Carpenter, Whipple	2004	

## 4x200-METER RELAY

1. Bailey, M. Barber, Joyce, Whipple	2003	1:30.73
2. M. Barber, L. Barber, Lewis, Washington	2000	1:30.99
3. Smith, Whipple, Carpenter, Solomon	2005	1:31.56
4. Martin, Hastings, Giles, Solomon	2005	1:31.57
5. Martin, Giles, Cross, Hastings	2007	1:32.00

## 4x400-METER RELAY

1. Washington, Ross, Bass, Demus	2002	3:26.46
2. Demus, Stoddart, Watkins, Smith	2004	3:27.19
3. Stoddart, Hastings, Ross, Smith	2005	3:27.22
4. Washington, Ross, Stoddart, Demus	2002	3:28.06
5. Ross, Stoddart, Watkins, Bailey	2003	3:28.25
6. L. Barber, M. Barber, Bass, Washington	2001	3:28.34
7. Cantley, Giles, Cross, Hastings	2007	3:28.44
8. L. Barber, Washington, Williamson, M. Barber	2000	3:28.64
9. Bass, Demus, L. Barber, Washington	2002	3:29.10
10. Stoddart, Hastings, Watkins, S. Smith	2005	3:29.17

## SPRINT MEDLEY RELAY

1. Joyce, Carpenter, Martin, Shelton	2005	3:46.44
2. Howze, Brown, Smith, Shelton	2006	3:49.86

## 4x800-METER RELAY

1. Demus, Shelton, Watkins, Ramonene	2004	8:45.44
2. Hallmon, Williams, Howell, Brown	1998	8:56.46
3. Locke, Jepngetich, O'Reilly, Henderson	2011	8:56.61
4. Brown, Hallmon, Peebles, Davis	1999	8:59.16
5. USC	2004	9:02.21
6. Skladana, Brown, Howell, Hallmon	1998	9:05.26
7. Henderson, Basden, Jepngetich, Biwott	2011	9:06.13
8. USC	2004	9:11.10
9. Watkins, Chain, Brown, Bristol	2007	9:13.00
10. Cross, Henderson, Byrd, Pramstaller	2010	9:14.00

## DISTANCE MEDLEY RELAY

1. Capper, Figlar, Grey, Smith	1996	11:40.52
2. Eschenburg, Carpenter, Lewis, Lake	2002	11:53.28
3. Ramonene, King, Shelton, Rackow	2004	11:53.77
4. Figlar, Ferguson, Capper, McGhie	1993	11:54.11
5. Bristol, Young, Brown, Chain	2007	11:58.00



South Carolina won the 4x400-meter relay at the 2000 NCAA Outdoor Championships with Lisa Barber, Miki Barber, Ellakisha Williamson and Demetria Washington. The team's time of 3:28.64 stands as the seventh best time in school history.

## 4x1,500-METER RELAY

1. Purser, Wyont, Fife, Adams	1990	19:00.20
2. Skladana, Brown, Peebles, Davis	1998	19:17.55
3. Adams, McGhie, Monti, Capper	1994	19:22.56

## HIGH JUMP

1. Chelsea Hammond	2005	5-11 1/2
2. Jeannelle Scheper	2011	5-10 1/2
3. Julie Symonds	1994	5-8
4. Monica Bozenski	2006	5-7 1/4
5. Kayla Blake	2010	5-7
Cory Bowen	2009	
Kettiany Clarke	2006	
Antoinette Wilks	2002	
Jennifer Britz	1996	
10. Staley Foster	2009	5-6
Erin Narzinski	1998,99	
Alicia Brunger	1995	

## POLE VAULT

1. Vica Shobe	2010	13-6 1/2
2. Cheryl Terrio	2006	13-5 3/4
3. Liza Todd	2009	13-1 3/4
4. Angie Rummans	2011	13-1 1/2
Sallie Gurganus	2008,09	
6. Kylene Nixon	1998	12-8 1/4
7. Allie Nicosia	2009	12-7 1/2
8. Lori Tvarunkas	2001	12-6
9. Petra Olsen	2011	12-2
10. Emily Pease	2006	11-11 3/4

## LONG JUMP

1. Chelsea Hammond	2004	21-6 3/4
2. Antoinette Wilks	2003	21-4 3/4
3. Kemesha Whitmire	2004	20-9 1/4
Brittney James	2008	
5. Erin Narzinski	1998	20-1 1/2
6. Rodena Barr	2000	19-11 1/2
7. Tasha Hughes	1994	19-9
8. Rashida Abdul-Malik	2002	19-7
9. Tacita Bass	2002	19-4 3/4
10. Dee Dee Fortman	1996	19-4

## TRIPLE JUMP

1. Rodena Barr	2000	44-2
2. Kemesha Whitmire	2005	43-7
3. Rhashida Abdul-Malik	2004	42-6
4. Antoinette Wilks	2002	42-4 1/4
5. Radiance Basden	2011	42-2
6. Dee Dee Fortman	1996	40-6 1/4
7. Reanna Townsend	2005	38-5
8. Ceci Kryst	2010	38-1 1/2
9. Jennifer Britz	1997	37-6

## SHOT PUT

1. Crystal Brownlee	1997	56-8 1/2
2. Dawn Ellerbe	1997	54-9 1/2

3. Precious Akins	2006	53-0
4. Lisa Misipeka	1997	52-6 1/2
5. India Odum	2004	52-0
6. Stacey Roberts	2011	50-2 3/4
7. Katie Vuckovich	2011	50-2 1/2
8. Michelle Fournier	1999	50-0 3/4
9. Breanna Radford	2011	49-5 7/4
10. Leslie Coons	1994	49-4 1/4

## DISCUS

1. Precious Akins	2006	185-9
2. Dawn Ellerbe	1997	183-8
3. Lisa Misipeka	1996	171-1
4. Keri Groover	2002	168-7
5. Alana Robinson	2000	168-6
6. Michelle Fournier	1999	167-2
7. Aimee Kodat	2011	164-5
8. Leslie Coons	1994	160-10
9. India Odum	2002	154-6
10. Mamee Groves	2000	152-5

## HAMMER

1. Lisa Misipeka	1998	213-3
2. Dawn Ellerbe	1997	210-2
3. Michelle Fournier	1999	206-3
4. Loren Thouvenot	1997	177-7
5. Candy Mitchell	1997	177-3
6. Precious Akins	2006	177-0
7. Aisha Grant	2002	174-1
8. Crystal Brownlee	1998	170-1
9. Lynette Keppeler	2001	170-0
10. Mamee Groves	2001	167-8

## JAVELIN (OLD)

1. Candy Mitchell	1997	178-4
2. Leslie Coons	1994	168-1
3. Marcia Chmura	1996	167-5
4. Erin Narzinski	1997	152-10
5. Loren Thouvenot	1997	127-11

## JAVELIN (NEW)

1. Candy Mitchell	2000	174-8
2. Emily Laurene	2011	136-6
3. Erin Narzinski	1999	134-0
4. Katie Desin	2004	129-0
5. Heather Nisbit	2002	124-11
6. Chelsea Kaczmarek	2005	117-0
7. Kettiany Clarke	2008	111-9
8. Loren Thouvenot	2000	111-3 3/4

## HEPTATHLON

1. Erin Narzinski	1998	5,664
2. Tacita Bass	2001	5,634
3. Chelsea Hammond	2004	5,405
4. Antoinette Wilks	2003	5,337
5. Kettiany Clarke	2010	5,258
6. Reanna Townsend	2006	4,618
7. Chelsea Kaczmarek	2006	4,466
8. Ceci Kryst	2011	4,096

## HISTORY & RECORDS

<b>- AAA -</b>		
Adkisson, James	2001-02	
Aiken, Benjamin	2000	
Allmond, Tony	2003-04	
Alsop, Scott	2001-02-03-04	
Anderson, Aaron	2008-09-10-11	
Anderson, C.J.	1998-99-00-01	
Antonio, Brooke	2003-04-05	
Arnold, David	1990-91-92	

<b>- BBB -</b>		
Baez, Johnny	2006-07	
Bahnra, John	1987	
Baltzegar, Stacy	1989-90	
Barrino, Duan	2002-03	
Beck, Travis	2002	
Bell, Trey (Hugh)	2003-04-05-06	
Bennon, Anthony	1986-87-88	
Benton, Jonathan	2005-06	
Bermudez, Alex	2010-11	
Bignell, Chad	1996-97-98	
Bishop, Adam	2000-03-04	
Blanton, J.	1995	
Bolton, Ray	1989	
Bonner, Adrian	1992-93-94-95	
Bowden, Al	1984-85-86	
Brantley, Wade	1986-87-88-89	
Bredfield, Andrew	1988-89	
Brady, Stephen (Travis)	1995-96-97-98	
Bridges, Corey	1996-97-98	
Brinkley, Kevin	2008-09	
Brooke, Bryenton	1998	
Brooks, Robert	1989-90-91	
Brown, Raynord	1988	
Brown, Tony	2010	
Bryant, Michael	2000	
Burnett, Frankie	2002	
Burnside, Nejmi	2011	
Butts, Harold	1983-84-85-86	
Bynum, Thomas	1984	

<b>- CCC -</b>		
Campbell, Chris	2010-11	
Campbell, Earl	2002	
Capell, Scott	1990	
Carnes, David	1995-96-97-98	
Carr, Lincoln	2010-11	
Carroll, Leffert	1988-89	
Carroll, Matt	1999-00	
Carter, Andre	2010-11	
Charles, Joe	1998-99	
Clark, Edward	1992-93-94	
Coleman, Anthony	1983-84	
Cook, Jason	2005-06-07-08-09	
Costello, Mike	1984-85-86	
Costello, Ken	1984-85-86-87	
Cousin, Terry	1996-97	
Crenshaw, Clint	1999-00-01-02	
Cronin, Thomas	1992-93-94-95	
Crum, Rickie	2010	
Cruz, Mark	1991-92-93-94	
Cryer, Greig	2003-04-05-06	
Cunningham, Shawn	2003-04-05-06	

<b>- DDD -</b>		
Davis, Darren	1990-91-92	
Davis, Nefron	1988	
Day, Louis	2010-11	
Dempers, Riaan	1997-98-99-00	

DePiano, Vince	2010-11	
Devlin, Rob	1986-87	
Deza, Luis	1986-87	
Dixon, Leroy	2005-06	
Drosky, Alan	1983-84	
Duckett, Ulysses	1987-88	
Durant, Adrian	2003-04-05-06	
Dutch, Johnny	2008-09-10	

<b>- EEE -</b>		
Eastrich, Edward	1983	
Edeh, Peter	1983-84	
Edwards, Thomas	1988-89	
Eiland, Deandre'	2001	
Elam, Brian	2001	
Emase, William	2003-04-05	
Eversole, Eric	1984-85-86	

<b>- FFF -</b>		
Farabee, Jared	1999-00-01-03	
Faulkner, Anthony	2004-05-06-07	
Ferguson, Kenneth	2003	
Ferguson, Robert	1987-88	
Finley, Andrew	2009-10-11	
Fletcher, Lee	2002	
Flood, Derron	2004, 2007-08	
Foltz, Robert	1984	
Fort, Tedd	1990	
Fortenberry, Jonathan	2002-03-06-07	
Foster, Andrew	1986-87-88-89	
Foster, Samuel	1989	
Fowler, John Tracy	1984-85-86-87	
Frye, C.J.	2001	

<b>- GGG -</b>		
Gerald, Jarrett	2008-09-10-11	
Gerke, Dale	1985-86-87-89	
Goodwin, Chris	1993-94	
Gorski, Keith	1991-92-93-94	
Grant, Jeffrey	1985-86-87	
Grant, Jesse	1998-99	
Gravesande, Clayton	2011	
Green, Charlie	1984	
Griddine, Rickey	1984	
Griffith, Kev Vaughn	2011	
Grosserode, Patrick	1999	

<b>- HHH -</b>		
Haag, Jared	1993-94	
Hackley, Jimmy	1999-00	
Haire, Steve	1986-87-88-89	
Hall, Keith (Jerry)	1996-97-98-99	
Hancock, Johnathan	2006-07-08-09	
Harris, Kent	1988-89-90-91-92	
Harris, Otis	2001-02-03-04	
Harrison, Ryan	1997-98-99	
Hart, Arno	1986-87-88-89	
Harvey, Alvin	1990	
Haynie, Elliott	2009-10	
Hedgecock, Michael	1988-89-90	
Heikkila, Jussi	2006-07-08	
Henry, Mario	1990	
Henson, Arthur	1989-90-91-92	
Herbster, Brad	1988-89-90	
Heyman, Eric	2006-07-08-09	
Hilliard, Thomas	2005, 2007	
Hilliman, Dorrell	1983	
Hinnant, Keith	2005-06-07-08	
Hoffman, Matt	2005-06	


## MEN'S LETTERWINNERS

Hoffman, Michael	1987-88
Horgan, M.	1995
Howard, Josephus	2000
Howe, Thomas	1986-87
Howell, Mark	1998-99-00-01-02
Hughes, Lee	1995-96-97-99
Humphrey, Michael	2010-11
Hunsaker, Steven	2008-09-10-11

<b>- III -</b>	
Inman, Jerry	1990

<b>- JJJ -</b>	
Jackamonis, Jason	2003-04
Jackson, Anthony	1994
Jackson, Martin	2002-03
James, Chicaquoa	1998-99-00
James, Jamil	2005-06-07-08
Johannesmeyer, David	2005-06-07-08
Johnson, Artis	1983-84
Johnson, Dorian	2011
Johnson, F.	1995
Johnson, Jarred	1999-00-01-02
Johnson, Karl	1987
Johnson, Ricky	2003-04
Jones, Joshua	1997-98-99
Jones, Josh	2011

<b>- KKK -</b>	
Karcanes, Jim	1990
Keegan, Patrick	1987-88-89
Keiber, Brad	2005-06
Kennedy, Michael	2002
Kerns, Ricky	1990
Kerrigan, Martin	1998
Killian, Tim	1984
Kirk, Kevin	1987
Kotik, Kris	1998
Kratofil, Frank	1997-98-99-00
Krawiecki, Sean	1999-00-01-02



Riaan Dempers earned an All-America certificate during the outdoor season in 1998 as a member of South Carolina's 4x100-meter relay team. He was a four-year letterwinner from 1997 to 2000.



# MEN'S LETTERWINNERS

# HISTORY & RECORDS

## - LLL -

LaBarbara, Jason	1996-97-98
LaMotta, C.J.	1994-95-96-97-98
Lameier, Michael	1997-98-99-00
Lanier, Dean	1987
Larcinese, Don	1986-1987-88
Latney, Keith	1984-85-86-87
Law, James	2001-02-03
Lawrence, Chad	1991-92-93-94
Laymon, Paul	1989-90
Legonard, Chris	1986
Lekote, Otukile	2001-02-03-04
Leone, James	1985-86-87-88
Lesnock, Trayer	2001
Lewis, Thomas	2002-03
Leyh, Sean	2004-05-06-07
Lister, Glenn	1984
Lloyd, Brian	2000
Logue, Kyle	2010
Loose, Alex	2011
Loper, Nick	2006
Love, Christopher	1988-89-90
Lucas, Jay	2007-08
Luster, Aaron	2003-04
Lytle, Nick	2005-06-07-08

## - MMM -

McAtee, G.	1995
McGill, Curt	2006-07-08-09
McKenzie, Dan	2004-05-06-07
McMillan, Derek	1994
McNair, Scott	1987-88
McPhail, R.	1995
McCarthy, Nulie	2006
Machemer, David	2002
Machol, Chris	1999-00-01
Madden, John	1985-86-87-88-89
Malott, Britton	1988-89-90
Mance, Steve	2003-04-05-06
Mannon, Kevin	1996-97
Markett, Lamar	2008
Martin, Gerry	1999-00-01-02-03
Martin, Rodney	2004-05
Mattison, Andrew	1983-84
Maxwell, Chris	2010-11
Mays, Shah	1996-97-98-99
Mensah, Frank	1993-1994-95
Merkt, Jeff	2008-09-10
Miley, Ray	2007-08
Miller, Eddie	1988-89-90
Minsky, Jacob	2003-04-05
Mitchell, Jim	2003, 2006-07
Moore, Langston	2001
Moore, Quentin	2007-08-09-10
Moreau, Chad	1993-1994-95
Muhammad, Taqiy	2003-04
Murdock, O.J.	2006
Murphy, Michael	1984
Murray, Brett	1992-93-94-95

## - NNN -

Nathasen, David	1983
Nayar, Rajiv	1987-88-89-90
Newman, Graham	1998-99-00
Ngwigwa, Obakeng	2009-10
Nichols, Nicky	1990
Nunley, Booker	2009-10

## - 000 -

O'Toole, Terry	1984
Ohlsson, Mattias	1997-98
Olijar, Stanislav	1999
Oma, Eyong	2011
Owens, Steve	1992-93-94-95

## - PPP -

Page, James III	1993-94
Page, Lavon	1992-93-94
Patterson, Rodney	1986-87-88
Pennington, LaMonte	1998-99-00-01
Phillips, Marcus	1993-94-95
Pierce, Scott	2007-08-09-10
Poehlein, John	1985-86-87-88
Poling, Lance	1994-95
Pressley, Derek	2005-06-07-08
Pressley, Gerald	1999-00-01-02
Price, James	1997-98-99-00
Pryor, Jason	1997

## - RRR -

Razick, Robert	2010-11
Reid, C.	1995
Reitze, Marvin	2009-10-11
Rhodes, Verlon	1984
Ricci, Drew	2011
Richardson, Jason	2005-06-07-08-09
Ricker, Shane	2001
Rimmer, Wayne	1989-90
Roberston, Mike	1998-99
Robinson, Brian	1988-89-90
Robinson, Christopher	1997-98
Robinson, Jerry	2000
Robinson, Marcus	1996-97
Robinson, William	1984-85-86-87
Roschick, E.	1995
Royster, Chris	2011
Royster, Greg	2002-03-04-05
Ryan, Challes	2003

## - SSS -

Sales, Antonio	2008-09-10-11
Schrack, Eric	1993
Schrieber, Matt	2002-03-04-05
Schroeder, Joe	2005-06-07
Searles, Aaron	2007-08-09-10
Seto, Craig	1984
Shalayda, Jeffrey	1996-97-98
Sharp, Chris	2011
Sherman, Steve	1983-84
Shuler, Matt	2008-09-10-11
Singletary, Shamus	2000-01-02-03
Slack, Evan	2004-05-06
Smoak, Daniel	2010
Smith, Carl	1989
Smith, Wade	1984
Smith, Wayne	1984
Snyder, Bradley	1996-97-98-00
Sorin, Alert	1996-97-98-99
Staub, Dustin	1996-97-98
Staub, Matt	2000-01
Steddum, Chris	2000-01-02-03
Stoddart, Nigel	1986-88-89-90
Stoikos, John	1994-95-96
Stone, James	2002
Stoudemire, Eddie	2007, 2009-10
Sutton, Donald	1986-87-88-89
Swain, Ivan	1986



Three of South Carolina's most heralded hurdlers, Jason Richardson, Terrence Trammell and Thomas Hilliard are three of only four Gamecocks to score at the SEC level in both the 110-meter and 400-meter hurdles.

Swartz, Chris	1994-95
---------------	---------

## - TTT -

Taylor, Corey	2000-01-02-03
Taylor, Mark	1984-85-86-87
Taylor, Ollie	1984-85-86-87
Thomas, Dustin	2001
Thompson, Jerry III	2009-10-11
Tiernan, Scott	2003
Toole, David	1990
Totton, Andre	2001-02
Towle, Ted	1994-95
Townley, D.	1995-96
Townsend, Fredrick	2001-02-03-04
Trammell, Terrence	1998-99-00
Trout, Tyler	2004-05-06-07
Tvarkunas, Patrick	1997-98-99-00

## - VVV -

Valentine, George	1985-86
Vanderbrink, Chris	2000
Varner, Michael	2008-09
Vaughan, Andrew	2009-10-11
Vicellio, Anthony	2002

## - WWW -

Watts, Marvin	1995-96-97-98
Wiechern, Paul	1986-87-88-89-90
Wilkins, David	2010-11
Williams, Daniel	2005-06-07
Williams, Jamaal	1996-97-98-99
Williams, Phillipe	1988-89-90
Willis, Ron	1991-92-93-94
Wilson, Trace	2002
Wimer, Greg	1983-84
Winston, Terry	1993-94
Wolferd, Marlin	1990
Wood, Anthony	1986-87-88-89

## - YYY ZZZ -

Yarab, Ronald	1983-84
Yocum, Ben	2001-02-03
Zajac, Michael	2008-09-10-11
Zaycek, David	2005-06-07-08-09

Note: This list was originally compiled in December 2006 and includes athletes who competed in spring 1983 to the present. The media relations office is continuing to research individuals who lettered prior to 1983. Any person with additional information is encouraged to contact us at (803) 777-5204.

## HISTORY & RECORDS

### - AAA -

Abdul-Malik, Rashida	2002-03-04
Adams, Danielle	1990-91-92-93
Akins, Precious	2004-05-06-07
Alexander, Ronnetta	2004-05-06-07, 2009
Allen, Amber	2011
Allen, Mary	2008
Alter, Betsy	2008
Austin, Janica	2009-10-11

### - BBB -

Bailey, Aleen	2002-03
Bandy, Vashti	2011
Barber, Lisa	1999-00-01-02
Barber, Miki	1999-00-01-02-03
Barnes, Dani	2009-10
Barr, Rodena	1997-98-99-00
Barry, Mary Claire	1995-96-97
Basden, Radiance	2009-10-11
Bass, Tacita	1999-00-01-02
Beckles, Kierre	2011
Behrns, Nicole	2001-02
Bertrand, Marielle	1990-92-93
Biwott, Beatrice	2009-10-11
Blair, Bianca	2008
Blake, Kayla	2008-09-10-11
Bowen, Cory	2009
Bozenski, Monica	2003-04-05-06
Breves, Nicole	2004-05-06
Bristol, Kelsey	2007-08-09
Britz, Jennifer	1996-97-98
Brookins, LaKya	2008-09-10-11
Brown, Kristina	1997-98-99-00
Brown, Nikeshia	2005-06-07-08
Brownlee, Crystal	1994-95-96-97-98
Brunger, Alicia	1995
Bryenton, Brooke	1998
Butler, Karlee	2000-01-02
Byrd, Porche'	2008-09-10

### - CCC -

Campbell, Nikki	2002
Cantey, Krystal	2007-08
Capper, Tracy	1993-94-95-96
Carpenter, Khalilah	2002-03-04-05
Chain, Rebecca	2005-06-07-08
Christianson, Abbie	2005
Chumra, Marcia	1994-95-96
Clarke, Kettiany	2006-07-08-09-10
Clemmons-James, Camille	2005
Coons, Leslie	1994-95
Cross, Brandi	2007-08-09-10
Cruse, Ashley	2004-05-06
Curtis, Kayla	2006

### - DDD -

Dailey, Criston	2002
Daniels, Keshawn	1995-96
Davis, Kim	1993
Davis, Maggie	2005
Davis, Sarah	1999-00-01
Delaney, Asia	2011
Demus, Lashinda	2002-03-04
DePiere, Wilma	1989-90-91
Desin, Katherine	2003-04

### - EEE -

Eley-O'Reilly, Sanura	2011
Ellerbe, Dawn	1993-94-95-96-97
England, Katie	1999-00-01
Eschenburg, Kinsey	2001-02
Evans, Johanna	1999
Evens, Ashley	2008-09-10-11

### - FFF -

Farabee, Rachel	2003
Fedewa, Erin	2009-10-11
Ferguson, Lisa	1993
Fife, Alexis	1989-90-91
Figlar, Liz	1993-94-95-96
Fisher, Teyonna	2010
Fitzgerald, Eileen	1993
Fortman, Dee Dee	1996-97
Foster, Staley	2008-09-10-11
Fournier, Michelle	1998-99
Foster, Char	1999
Franklin, Danielle	2006

### - GGG -

Gale, Casey	2007
Gambrell, Erica	1996
Garcia-Quintana, Marisa	2004-05-06
Giles, Faraign	2005-06-07-08
Gist, Jacqueline	1991
Glenn, Gabrielle	2008-09-10-11
Gordon, Karen	1994
Graham, Caitlin	2006
Grant, Aisha	2000-01-02
Greaves, Sonya	1998
Green, Jacobia	1996-97-98-99
Grey, LaRae	1996-97
Griffin, Sheneka	2000-01
Groover, Keri	2002-03-04-05
Groves, Mamee	2000-01-02-03
Gurganus, Sallie	2007-08-09-10

### - HHH -

Hadley, Nina	1991
Hadwin, Sara	1999-00-01
Hallmon, Andrea	1998-99-00-01
Hammond, Chelsea	2002-03-04-05
Harrill, Lauren	2006
Hastings, Natasha	2005-06-07
Henderson, Sierra	2010-11
Henline, Jocelyn	2009-10
Higgins, Suzanne	1994-95-96-97
Howell, Charmaine	1997-98
Howze, Dishari'ck	2005-06-07-08
Hubbard, Breanna	2010
Hughes, Tasha	1994

### - III -

Irvin, Sally	2003-04
--------------	---------

### - JJJ -

Jacobs, Breehana	2009-10
James, Brittny	2006-07-08, 2010
Jaynes, Lauren	2005-06
Jepnetich, Scolastica	2011
Johnson, Lorraine	1993
Joyce, Alexis	2002-03-04-05

### - KKK -

Kaczmarek, Chelsea	2004-05-06
Keeter, Elizabeth	2001-02-03
Kelley, Claire	1996
Kendrick, Nicole	2003-04
Keppeler, Lynette	1998-99-00-01
King, Monica	2004-05-06
Kodat, Aimee	2008-09-10-11
Kouvolos, Leslie	2001
Kroger, Kristen	1993
Kryst, Ceci	2010-11

## WOMEN'S LETTERWINNERS

### - LLL -

Lake, Jenny	2002-03-04-05
Laurence, Emily	2011
Lewis, Bailey	2006
Lewis, Mechelle	1999-00-01-02
Lewis, Mikisha	1999-00-01-02
Locke, Liz	2011

### - MMM -

Madison, Jacqueline	1998-99-00-01
Mahan, Shayla	2008-09-10-11
Martin, Chiquita	2004-05-06-07
McCorkle, Kelsey	2009-10-11
McGhie, Sue	1990-91-93-94
McGroerty, Caitlin	2005-06
McKinney, Lisa	2007-08, 2010
McPhetridge, Emily	2006
Misipeka, Lisa	1994-95-96-97-98
Mitchell, Candy	1996-97-99-00
Monti, Lisa	1994-95-96
Moore, Kerry	1996
Mudd, Christine	2004-05-06-07

### - NNN -

Narzinski, Erin	1996-97-98-99
Nesbitt, Amberly	2005-06
Nicosia, Allie	2009-10-11
Nisbet, Heather	2002
Nixon, Kylene	1998-99-00
Noisette, Tijuanna	1996
Norman, CaAdrian	2006-07-08

### - OOO -

Odum, India	2001-02-03-04
Olsen, Petra	2011
Orr, Katie	2000-01
Ostein, Casey	2006

### - PPP -

Padula, Karen	1997-98-99-00
Paige, Lauren	2003
Parker, Kayla	2008
Patterson, Sharnette	2008-09
Pease, Emily	2005-06-07
Peebles, Joyce	1997-98-99-00
Petrov, Anna	2006-07
Povey, Tanya	1998
Powell, Shontel	2000-01
Pramstaller, Laura	2008-09-10-11
Purdy, Alicia	1995
Purser, Dana	1989-90-91

### - RRR -

Rabun, Callie	2005-06-07-08
Rackow, Tristan	2004-05
Radford, Breanna	2010-11
Ramomene, Boikhutso	2003-04
Reale, Julie	2004-06
Regensburg, Laura	2006, 2008
Reynolds, DeKesha	1993
Rheinlander, Nicole	2010-11
Robers, Megan	2006
Roberts, Stacey	2009-10-11
Robinson, Alana	1999-00-01
Robinson, Sharita	1998-99
Rodrigues, Nadonna	2009-10
Roe, Kathryn	1995-96
Ross-Williams, Tiffany	2002-03-04-05
Rummans, Angie	2011
Ruppert, Caroline	2003-04

### - SSS -

St. Peter, Jill	1989-90-91-92
Sanderson, Donna	1993
Savege, Jill	1994
Sawers, Jessica	2004
Scheper, Jeannelle	2011
Scott, Erica	1997-98
Shayer, Alyse	2006-07-08
Shelton, Shay	2003-04-05-06
Sherwood, Gwen	1989-90-91
Shobe, Vica	2006, 2008-09-10
Singletary, Sara	1993-94
Skladana, Ivana	1997-98
Slutzky, Danielle	1993-94
Smith, Deanna	1994-95-96-97
Smith, Jessica	2005-06
Smith, Katrina	1995
Smith, Rachel	1999-00-01-02
Smith, Stephanie	2004-05-06-07
Solomon, Shalonda	2005-06-07
Sox, Abby	2000-01-02
Stoddart, Shevon	2002-03-04-05
St. Louis, Sade-Shari	2008
Studebaker, Becky	1998-99
Symonds, Julie	1993-94

### - TTT -

Tarabee, Rachel	2002-03-04
Terrio, Cheryl	2003-04-05-06
Thomas, Takoya	2000-01
Thouvenot, Loren	1996-97-98-99-00
Todd, Liza	2006-07-08-09
Townsend, Reanna	2004-05-06-07
Tvarkunas, Lori	2000-01-02-03

### - UUU -

Utsey, Mary Claire	2002-03-04
--------------------	------------

### - VVV -

Vieira, Salina	1997
Vignos, Jackie	2005-06
Vuckovich, Katie	2009-10-11

### - WWW -

Walker, Keli Jo	2002-03-04
Walls, Shannon	2010
Walters, Beth	1991-92
Warren, Beneatha	1995
Washington, Carmen	1999
Washington, Demetria	1999-00-01-02-03
Washington, Qualenda	2002
Watkins, Tawana	2003-04-05-06-07
Whipple, Erica	2002-03-04-05
Whitmire, Kemesha	2003-04-05-06
Wigal, Karen	2004-05-06
Wike, Amy	2005-06
Wilks, Antoinette	2000-01-02-03
Williams, Allison	2000-01
Williams, Kanisa	1998-99-00-01
Williams, Rhody	1994-96-97
Williams, Tonique	1997-98
Williamson, Ellakisha	1999-00
Wilson, Lauren	1999-00
Woods, Becky	2006
Wright, Mary	2001-02-03-04
Wyont, Shannon	1989-90-91

### - YYY -

Young, Trier	2006-07-08-09-10
--------------	------------------