



# 2011-12 SOUTH CAROLINA BASKETBALL

## OPENING TIP

**Date:** Tuesday, December 13, 2011  
**Tipoff:** 7 p.m. ET  
**Location:** Columbia, S.C.  
**Arena:** Colonial Life Arena  
**Series:** South Carolina leads 30-7  
**Television:** SportSouth  
**Talent:** Andy Demetra (pxp), Eddie Fogler (analyst)  
**Radio:** Derek Scott (pxp), Casey Manning (analyst)

## GAME 9

## 2011-12 SCHEDULE

DATE	OPPONENT (TV)	TIME/RESULT
Nov. 3	Kentucky Wesleyan* (SS)	W, 69-59
Nov. 11	Western Carolina (SS)	W, 75-50
Nov. 15	at Elon (SS)	L, 58-53
<i>Continental Tire Las Vegas Invitational</i>		
Nov. 20	Tennessee State (SS)	L, 64-63
Nov. 22	Mississippi Valley State (SS)	W, 61-57
Nov. 25	No. 1 North Carolina (ESPN2)	L, 87-62
Nov. 26	Southern California (ESPN3.com)	L, 63-60
<i>Big East/SEC Challenge</i>		
Dec. 1	Providence (ESPN)	L, 76-67
Dec. 4	at Clemson (ESPN)	W, 58-55
Dec. 13	Presbyterian (SS)	7 p.m.
Dec. 17	Ohio State (ESPN)	12 p.m.
Dec. 21	Southeastern Louisiana (SS)	7 p.m.
Dec. 28	Wofford (CSS)	7 p.m.
Dec. 31	USC Upstate (SS)	12 p.m.
Jan. 3	SC State	7 p.m.
Jan. 7	at Kentucky* (SECN)	4 p.m.
Jan. 10	Vanderbilt* (ESPN)	9 p.m.
Jan. 14	Florida* (CSS)	7 p.m.
Jan. 21	at Auburn* (SECN)	1:30 p.m.
Jan. 25	Alabama* (SECN)	8 p.m.
Jan. 28	at Ole Miss* (FSN)	7 p.m.
Feb. 2	at Florida* (ESPN/ESPN2)	9 p.m.
Feb. 4	Kentucky* (ESPN/ESPN2)	6 p.m.
Feb. 8	at Tennessee* (SECN)	8 p.m.
Feb. 11	at Arkansas* (SECN)	1:30 p.m.
Feb. 15	Georgia* (CSS)	7 p.m.
Feb. 18	LSU* (SECN)	1:30 p.m.
Feb. 22	at Vanderbilt* (SECN)	8 p.m.
Feb. 25	Tennessee* (FSN)	8 p.m.
Feb. 29	Mississippi State* (SECN)	8 p.m.
March 3	at Georgia* (SECN)	1:30 p.m.
<i>SEC Tournament</i>		
March 10	First Round (SECN)	TBA
March 11	Quarterfinals (SECN)	TBA
March 12	Semifinals (ABC)	TBA
March 13	Finals (ABC)	TBA

All home games in **bold** | All times listed Eastern  
 \* indicates SEC contest | & indicates exhibition | **SS**-SportSouth |  
**SECN**-SEC Network | **CSS**-CharterSports SE



## SOUTH CAROLINA GAMECOCKS (3-5)

**Ranking:** AP/Coaches (-/-)  
**Last Five:** 2-3  
**Head Coach:** Darrin Horn  
**Record at SC:** 53-47 (4th)  
**Career Rec.:** 164-95 (9th)  
**vs. PC:** 1-0  
**SID:** Emily Feeney

**Stat Leaders:**  
**Points:** Cooke (12.0)  
**Rebounds:** Slawson (5.1)  
**Assists:** Smith/Jackson (2.1)  
**Blocks:** Harris (1.9)  
**Steals:** Cooke (2.0)

- VS -

## PRESBYTERIAN BLUE HOSE (4-4)



**Ranking:** AP/Coaches (-/-)  
**Last Five:** 2-3  
**Head Coach:** Gregg Nibert  
**Record at PC:** 366-296 (23rd)  
**Career Rec.:** Same  
**vs. SC:** 0-1

**Stat Leaders:**  
**Points:** Coleman (15.0)  
**Rebounds:** Coleman (7.9)  
**Assists:** Washington (2.8)  
**Blocks:** Coleman (0.8)  
**Steals:** Mutakabbir (1.5)

## PROBABLE STARTERS (BASED ON PREVIOUS GAME)

South Carolina	Ht.	Wt.	Yr.	Hometown	PPG	RPG	MPG
G - #5, Eric Smith	5-11	210	So.	Mullins, S.C.	8.8	1.4	22.4
F - #30, Lakeem Jackson	6-5	238	Jr.	Charlotte, N.C.	5.1	4.0	21.8
F - #13, Anthony Gill	6-8	235	Fr.	Charlotte, N.C.	8.4	5.0	22.9
F - #15, Malik Cooke	6-6	215	R-Sr.	Charlotte, N.C.	12.0	5.0	30.5
F - #24, Damontre Harris	6-9	226	So.	Fayetteville, N.C.	5.6	5.0	22.4

Presbyterian	Ht.	Wt.	Yr.	Hometown	PPG	RPG	MPG
F - #34, Al'Lonzo Coleman	6-8	255	R-Sr.	Charlotte, N.C.	15.0	7.9	27.4
C - #44, Jay Reynolds	6-10	260	Jr.	Maryville, Tenn.	7.4	2.6	25.3
G - #11, Josh Johnson	6-3	195	R-Sr.	Hendersonville, Tenn.	6.1	4.0	27.3
G - #24, Khalid Mutakabbir	6-4	190	Jr.	Suwanee, Ga.	14.8	4.1	34.8
G - #33, Eric Washington	5-10	173	Fr.	Columbia, S.C.	5.0	1.9	19.1

## CAROLINA QUICK HITS

- South Carolina is in its 104th season of basketball.
- The Gamecocks are led by fourth-year head coach Darrin Horn.
- South Carolina's contest vs. Presbyterian marks its first in the last nine days due to a break for final exams. The Gamecocks will play three games - vs. PC, vs. No. 2/2 Ohio State and vs. SE Louisiana - prior to the holiday break.
- Sophomore guard Bruce Ellington posted the winning point on two clutch free throws with 13.0 seconds on the clock, and R-senior forward Malik Cooke sealed the win with a pair of free throws with 6.7 on the clock in a 58-55 victory at Clemson on Dec. 4. Sophomore guard Eric Smith also sank a crucial jumper with 25.9 on the clock to propel the Gamecocks to their first win at Clemson since the 2003 campaign.
- Sophomore point guard Bruce Ellington made his return to the practice court with the Gamecock hoops team on Nov. 28. Ellington is also a member of the Gamecock football team. To date, Ellington has scored two touchdowns this season, including a 49-yard reception for a score vs. Clemson on Dec. 4. He posted six points in his first game back with the men's basketball team vs. Providence on Dec. 1.
- Freshman forward Anthony Gill ranks among leaders in the SEC in field goal percentage (56.8%) and sophomore guard Eric Smith ranks among league leaders in 3-point field goal percentage (48.3%).
- In games it has won this season, South Carolina holds a +10.7 scoring margin over its opponents. To compare, in games in has lost, Gamecock opponents score 8.6 more points per game.
- The Gamecocks have out-rebounded their opponent in six of eight contests this season
- South Carolina is 279-266 (.511) all-time in the month of December. South Carolina earned a 4-2 mark last season during the month.
- Following Tuesday's matchup vs. Presbyterian, South Carolina will host No. 2/2 Ohio State on Saturday in a nationally-televised contest on ESPN. Game time is set for Noon.
- South Carolina's contest vs. Ohio State will mark the second top-five opponent for Carolina this season, as the Gamecocks played then-No.1 North Carolina on Nov. 25 in the Continental Tire Las Vegas Invitational.

## BY THE NUMBERS

- 13-8** - South Carolina out-scored Clemson 13-8 over the final five minutes of the contest on Dec. 4 to earn the victory. That number included a perfect 4-of-4 effort from the free throw line, with both Ellington and Cooke hitting two attempts with under 30 seconds remaining.
- 5** - Sophomore forward Damontre Harris matched his career high with five blocks against Clemson, including four in the second half.
- 20+** - South Carolina has used very balanced minutes throughout the season thus far, with eight Gamecocks averaging 20 or more minutes per game, with just Malik Cooke averaging above the 30-minute mark at 30.5 minutes per game.



# SOUTH CAROLINA GAMECOCKS

OVERALL: 3-5; SEC: 0-0; HOME: 2-2; AWAY: 1-1; NEUTRAL: 0-2

1		<b>BRENTON WILLIAMS</b> - So. - G - 5-11 - 172 - Kissimmee, Fla. <table><tr><th>MIN</th><th>PTS</th><th>RBS</th><th>AST</th><th>FG%</th><th>3FG%</th><th>FT%</th></tr><tr><td>10.7</td><td>5.7</td><td>1.0</td><td>0.3</td><td>.500</td><td>.400</td><td>.750</td></tr></table>	MIN	PTS	RBS	AST	FG%	3FG%	FT%	10.7	5.7	1.0	0.3	.500	.400	.750	<ul style="list-style-type: none"><li>Junior college transfer from Santa Fe College</li><li>Explosive in season opener versus Western Carolina, scoring 13 points on 5-of-8 field goals ... Also collected 5 steals vs. WCU</li><li>Continues to rehab a left knee sprain, suffered in the Nov. 20 contest vs. Tennessee State; expected to miss 2-4 weeks from that date</li></ul>
MIN	PTS	RBS	AST	FG%	3FG%	FT%											
10.7	5.7	1.0	0.3	.500	.400	.750											
2		<b>BRIAN RICHARDSON</b> - So. - G - 6-4 - 171 - Wilson, N.C. <table><tr><th>MIN</th><th>PTS</th><th>RBS</th><th>AST</th><th>FG%</th><th>3FG%</th><th>FT%</th></tr><tr><td>19.0</td><td>5.4</td><td>2.0</td><td>0.9</td><td>.281</td><td>.189</td><td>.667</td></tr></table>	MIN	PTS	RBS	AST	FG%	3FG%	FT%	19.0	5.4	2.0	0.9	.281	.189	.667	<ul style="list-style-type: none"><li>Saw action in all 30 contests with 24 starts last season as a freshman</li><li>After a slow start to the season, has steadied offensively over the course of the last three games, averaging 8.7 points and 3.0 rebounds in 22.0 minutes per game; points per game is second on the team during the stretch</li><li>Tallied a season high 12 points vs. Southern Cal on Nov. 26</li></ul>
MIN	PTS	RBS	AST	FG%	3FG%	FT%											
19.0	5.4	2.0	0.9	.281	.189	.667											
5		<b>ERIC SMITH</b> - So. - G - 5-11 - 210 - Mullins, S.C. <table><tr><th>MIN</th><th>PTS</th><th>RBS</th><th>AST</th><th>FG%</th><th>3FG%</th><th>FT%</th></tr><tr><td>22.4</td><td>8.8</td><td>1.4</td><td>2.1</td><td>.540</td><td>.483</td><td>.286</td></tr></table>	MIN	PTS	RBS	AST	FG%	3FG%	FT%	22.4	8.8	1.4	2.1	.540	.483	.286	<ul style="list-style-type: none"><li>Saw action in 28 games last season as a freshman</li><li>Ranks tied for fifth in the SEC and team leader (at least 10 attempts) with a 48.3 field goal percentage from 3-point range</li><li>Scored with 25.9 seconds on the clock, crucial shot in victory at Clemson</li><li>Top game of the season, scored career high 18 points vs. Tenn State</li></ul>
MIN	PTS	RBS	AST	FG%	3FG%	FT%											
22.4	8.8	1.4	2.1	.540	.483	.286											
13		<b>ANTHONY GILL</b> - Fr. - F - 6-8 - 235 - Charlotte, N.C. <table><tr><th>MIN</th><th>PTS</th><th>RBS</th><th>AST</th><th>FG%</th><th>3FG%</th><th>FT%</th></tr><tr><td>22.9</td><td>8.4</td><td>5.0</td><td>1.4</td><td>.568</td><td>.750</td><td>.636</td></tr></table>	MIN	PTS	RBS	AST	FG%	3FG%	FT%	22.9	8.4	5.0	1.4	.568	.750	.636	<ul style="list-style-type: none"><li>Averaged 19.3 points, 9.0 rebounds, 2 assists, 1 block and 1 steal as a senior</li><li>Consistent performer through early part of the season; ranks third on the team with 8.4 points per game and tied for second with 5.0 rebounds per game</li><li>Has struggled with foul trouble in games (at Elon, vs. Tenn State)</li><li>Key contributor in win at Clemson; scoring five points in final five minutes</li></ul>
MIN	PTS	RBS	AST	FG%	3FG%	FT%											
22.9	8.4	5.0	1.4	.568	.750	.636											
15		<b>MALIK COOKE</b> - R-Sr. - F - 6-6 - 215 - Charlotte, N.C. <table><tr><th>MIN</th><th>PTS</th><th>RBS</th><th>AST</th><th>FG%</th><th>3FG%</th><th>FT%</th></tr><tr><td>30.5</td><td>12.0</td><td>5.0</td><td>1.9</td><td>.432</td><td>.348</td><td>.727</td></tr></table>	MIN	PTS	RBS	AST	FG%	3FG%	FT%	30.5	12.0	5.0	1.9	.432	.348	.727	<ul style="list-style-type: none"><li>Lone senior on the team; emerged into team leader over the summer and throughout fall practice and training</li><li>Team leader in points per game and steals per game; has led the team in scoring and assists three times and in steals five times</li><li>Hit two free throws with 6.7 seconds left vs. Clemson to seal win</li></ul>
MIN	PTS	RBS	AST	FG%	3FG%	FT%											
30.5	12.0	5.0	1.9	.432	.348	.727											
23		<b>BRUCE ELLINGTON</b> - So. - G - 5-9 - 197 - Moncks Corner, S.C. <table><tr><th>MIN</th><th>PTS</th><th>RBS</th><th>AST</th><th>FG%</th><th>3FG%</th><th>FT%</th></tr><tr><td>25.0</td><td>7.5</td><td>1.0</td><td>1.5</td><td>.263</td><td>.125</td><td>1.000</td></tr></table>	MIN	PTS	RBS	AST	FG%	3FG%	FT%	25.0	7.5	1.0	1.5	.263	.125	1.000	<ul style="list-style-type: none"><li>Named to the 2011 SEC All-Freshman Team; led the Gamecocks in scoring last season with 12.8 points per game</li><li>Posted 17 double-figure scoring games as a freshman</li><li>Returned to the hoops team for Nov. 28th practice; first game vs. Providence</li><li>Hit winning free throws vs. Clemson with 13.0 seconds on the clock</li></ul>
MIN	PTS	RBS	AST	FG%	3FG%	FT%											
25.0	7.5	1.0	1.5	.263	.125	1.000											
24		<b>DAMONTRE HARRIS</b> - So. - F - 6-9 - 226 - Fayetteville, N.C. <table><tr><th>MIN</th><th>PTS</th><th>RBS</th><th>BLK</th><th>FG%</th><th>3FG%</th><th>FT%</th></tr><tr><td>22.4</td><td>5.6</td><td>5.0</td><td>1.9</td><td>.447</td><td>.000</td><td>.733</td></tr></table>	MIN	PTS	RBS	BLK	FG%	3FG%	FT%	22.4	5.6	5.0	1.9	.447	.000	.733	<ul style="list-style-type: none"><li>Sophomore forward who saw action in 29 games last season with 19 starts</li><li>Top offensive game of the season came in 15-point performance vs. Southern Cal on Nov. 26</li><li>Tied for team lead with 10 points in win at Clemson; also matched career high with five blocked shots vs. the Tigers</li></ul>
MIN	PTS	RBS	BLK	FG%	3FG%	FT%											
22.4	5.6	5.0	1.9	.447	.000	.733											
30		<b>LAKEEM JACKSON</b> - Jr. - F - 6-5 - 238 - Charlotte, N.C. <table><tr><th>MIN</th><th>PTS</th><th>RBS</th><th>AST</th><th>FG%</th><th>3FG%</th><th>FT%</th></tr><tr><td>21.8</td><td>5.1</td><td>4.0</td><td>2.1</td><td>.607</td><td>.000</td><td>.538</td></tr></table>	MIN	PTS	RBS	AST	FG%	3FG%	FT%	21.8	5.1	4.0	2.1	.607	.000	.538	<ul style="list-style-type: none"><li>Experienced junior who saw time early at the point guard position while Ellington was competing with the football team</li><li>Has moved back to natural position at the wing over the course of the last two games, averaging 6.0 points and 5.0 rebounds during the stretch</li></ul>
MIN	PTS	RBS	AST	FG%	3FG%	FT%											
21.8	5.1	4.0	2.1	.607	.000	.538											
32		<b>DAMIEN LEONARD</b> - Fr. - G - 6-4 - 192 - Greenville, S.C. <table><tr><th>MIN</th><th>PTS</th><th>RBS</th><th>AST</th><th>FG%</th><th>3FG%</th><th>FT%</th></tr><tr><td>22.3</td><td>6.3</td><td>1.3</td><td>0.5</td><td>.229</td><td>.235</td><td>.750</td></tr></table>	MIN	PTS	RBS	AST	FG%	3FG%	FT%	22.3	6.3	1.3	0.5	.229	.235	.750	<ul style="list-style-type: none"><li>Highly-touted shooting guard; averaged 22.4 points, 6.5 rebounds and 2.0 assists per game as a senior</li><li>Top game of the season came in 16-point effort vs. MVSU, followed by a 15-point performance vs. top-ranked North Carolina</li></ul>
MIN	PTS	RBS	AST	FG%	3FG%	FT%											
22.3	6.3	1.3	0.5	.229	.235	.750											
33		<b>RJ SLAWSON</b> - So. - F - 6-8 - 207 - Charleston, S.C. <table><tr><th>MIN</th><th>PTS</th><th>RBS</th><th>BLK</th><th>FG%</th><th>3FG%</th><th>FT%</th></tr><tr><td>20.5</td><td>6.6</td><td>5.1</td><td>1.0</td><td>.435</td><td>.222</td><td>.647</td></tr></table>	MIN	PTS	RBS	BLK	FG%	3FG%	FT%	20.5	6.6	5.1	1.0	.435	.222	.647	<ul style="list-style-type: none"><li>Sophomore forward who saw action in 28 games as a freshman</li><li>Suffered a right foot strain vs. Providence on Dec. 1, but was available vs. Clemson</li><li>Named to Continental Tire Las Vegas Invitational All-Tournament Team</li><li>Collected first career double-double with 13 points and 14 rebounds vs. UNC</li></ul>
MIN	PTS	RBS	BLK	FG%	3FG%	FT%											
20.5	6.6	5.1	1.0	.435	.222	.647											
45		<b>CARLTON GEATHERS</b> - R-Fr. - 6-10 - 250 - Georgetown, S.C. <table><tr><th>MIN</th><th>PTS</th><th>RBS</th><th>BLK</th><th>FG%</th><th>3FG%</th><th>FT%</th></tr><tr><td>8.1</td><td>0.5</td><td>2.1</td><td>1.0</td><td>.286</td><td>.000</td><td>.000</td></tr></table>	MIN	PTS	RBS	BLK	FG%	3FG%	FT%	8.1	0.5	2.1	1.0	.286	.000	.000	<ul style="list-style-type: none"><li>Redshirt-freshman forward who will see first action of his career in 2011-12</li><li>Has played well defensively, blocking an average of 1.0 shots per game; with season highs of three blocks vs. Mississippi Valley State and Providence</li></ul>
MIN	PTS	RBS	BLK	FG%	3FG%	FT%											
8.1	0.5	2.1	1.0	.286	.000	.000											

## INTERVIEW POLICIES

All interview requests must be made in advance to SID Emily Feeney in the South Carolina Media Relations Office. Beginning with the start of practice in October, Feeney will release a weekly coach and player availability schedule to media no later than 9 a.m. each Monday morning during the season.

**Post-Game Interview Policy:** After each home game, the visiting coach will address the media first, followed by South Carolina head coach Darrin Horn and then South Carolina players. (Depending on deadline and during non-conference season, this may be altered on a game-by-game basis)

**Road Interview Policy:** Interviews with Coach Horn while on the road will be scheduled according to the home post-game media procedure. No player interviews are allowed until after the game once the team leaves Columbia.

All interviews are to be coordinated through the Media Relations Office. This allows the staff to arrange the interview when it best suits the student-athlete's and the reporter's schedules. Please contact the Media Relations Office in advance to make your interview requests. Media are not permitted to contact student-athletes on their own at any time.

All interviews will take place at the designated media interview site for that day as listed in the weekly availability schedule or in the Media Relations Office.

Dormitory, apartment and cell phone numbers for student-athletes will not be provided to the media. Should you need to conduct a telephone interview with a student-athlete, a call will be placed to you from the student-athlete at a mutually agreeable time.

## SOUTH CAROLINA MEDIA RELATIONS

**Emily Feeney, primary contact**

Assistant Director

cell: 803-727-3284

e-mail: efeeney@mailbox.sc.edu

**Website:** www.GamecocksOnline.com

**Facebook:** www.Facebook.com/gamecocksonline

**Twitter:** @GamecockMBB

## 2011-12 STAT COMPARISON

	SC	PC
Record	3-5	4-4
Conference Record	-	1-1
Current Streak	W1	W1
Scoring Avg.	62.4	68.4
Opponent Scoring Avg.	63.8	68.0
Scoring Margin	-1.4	+0.4
Field Goal %	.411	.459
Opponent Field Goal %	.432	.439
3-Point Field Goal %	.292	.326
Opponent 3-Point Field Goal %	.423	.314
3-Point Field Goal Made PG	6.1	5.6
3-Point Field Goal Attempts PG	21.0	17.3
Free Throw %	.667	.714
Opponent Free Throw %	.669	.652
Rebounding Avg.	35.0	31.6
Opponent Rebounding Avg.	31.9	33.6
Rebounding Margin	+3.1	-2.0
Turnovers Avg.	13.4	12.3
Opponent Turnover Avg.	13.3	10.9
Assists Avg.	10.1	11.9
Blocks Avg.	5.5	1.5
Steals Avg.	7.0	5.1

## WEEKLY MEDIA AVAILABILITY (DEC. 11-DEC. 17)

SUNDAY Dec. 11	MONDAY Dec. 12	TUESDAY Dec. 13	WEDNESDAY Dec. 14	THURSDAY Dec. 15	FRIDAY Dec. 16	SATURDAY Dec. 17
No Availability	Availability 12 p.m. Horn/Players Practice Facility	vs. Presbyterian 7 p.m., CLA SportSouth	No Availability	No Availability	Availability 2:30 p.m. Horn/Players Practice Facility	vs. Ohio State 12 p.m., CLA ESPN

\* All practices are closed • please contact SID Emily Feeney for all media requests

### A SOUTH CAROLINA WIN WOULD ...

• Be Carolina's first over a Big South opponent since a Dec. 23, 2008 victory against PC, which is also the Gamecocks' last meeting against a Big South Conference school.

### PRESBYTERIAN SERIES

South Carolina owns a 30-7 upperhand in the all-time series with Presbyterian, including a 21-4 mark in games played in Columbia. Tuesday's meeting against PC marks just the second between the two schools since the 1947 campaign. The Gamecocks and Blue Hose met consistently from 1917-47, before meeting again in 2008 after nearly 60 years. The Gamecocks won the 2008 meeting 75-56. Below is a breakdown of the last 10 meetings:

### PRESBYTERIAN (30-7)

H: 21-4; A: 9-3; N: 0-0

F. 7, 1939	A	34-32	W	
J. 17, 1940	H	23-33		L
J. 27, 1940	A	35-30	W	
J. 16, 1941	A	38-34	W	
F. 10, 1941	H	49-34	W	
F. 9, 1942	H	55-53 (OT)	W	
J. 5, 1943	H	37-36	W	
F. 15, 1943	A	51-64		L
F. 4, 1947	H	55-37	W	
D. 23, 2008	H	75-56	W	

### SCOUTING PC

Led by long-time head coach Gregg Nibert, PC enters Tuesday's contest with a 4-4 overall record, including a 1-1 mark in Big South play after most recently earning a 72-64 victory over Radford ... The Blue Hose also suffered a 59-56 loss to Winthrop in league play ... The squad is paced by R-Sr. Al'Lonzo Coleman with 15.0 points and 7.9 rebounds per game ... Coleman and R-Sr. guard Josh Johnson led the Blue Hose during the 2008 meeting against the Gamecocks with 13 points each ... Junior guard Khalid Mutakabbir also contributes double-digits for PC, averaging 14.8 points per game ... PC ranks fourth in the Big South in scoring defense (68.0) and second in free throw percentage (71.4).

### TREND SETTING

*Gamecock trends under Darrin Horn ...*

■ South Carolina is 20-9 when collecting at least 10 steals in a contest.

- South Carolina collected 11 steals in its season-opening win over Western Carolina. The Gamecocks used solid half-court defense to collect seven steals over MVSU on Nov. 22.

■ The Gamecocks are 21-13 when blocking at least seven shots in a game.

- The Gamecocks average 5.5 blocks per game this season; Carolina blocked a season high seven shots vs. Tennessee State, Mississippi Valley State, UNC and Providence.

■ South Carolina is 40-14 when holding its opponents under 45% shooting from the field.

- South Carolina has held its opponents under 45% shooting from the field in five of eight contests thus far in 2011-12, including holding Clemson to just 38.0% (19-50).

■ Carolina is 29-10 when out-rebounding its opponent.

- The Gamecocks have out-rebounded six of eight opponents this season, including a 43-35 mark vs. UNC. Only Southern Cal collected more rebounds than the Gamecocks, winning the battle of the boards by a 28-18 margin, while both South Carolina and Clemson collected 33 rebounds.

### SEASON NOTABLES

■ Behind freshman forward Anthony Gill's 14-point performance, the Gamecocks earned a 69-59 victory over D-II powerhouse Kentucky Wesleyan in the lone exhibition of the season on Nov. 3. Senior forward Malik Cooke chipped in 11 points and sophomore forward RJ Slawson added 10, while collecting a team-best nine rebounds.

■ South Carolina earned a 75-50 victory over Western Carolina in the season opener on Nov. 11. Freshman forward Anthony Gill paced Carolina with 14 points, while sophomore guard Brenton Williams impressed, scoring 13 points on 5-of-8 shooting from the floor, while collecting five steals.

■ South Carolina first-year players (Gill, Leonard, Williams, Geathers) accounted for 36 points vs. Western Carolina on Nov. 11. Gill paced the group with 14 points.

■ Carolina's 12 3-point field goal attempts versus Western Carolina rank as the second-fewest in the Darrin Horn era. The Gamecocks have attempted just 12 on six occasions, with the previous time in a 74-61 win over Delaware State on Dec. 1, 2010. Under Horn, the fewest attempts by Carolina in a game is 10, which has happened three times.

■ South Carolina sophomore guard Eric Smith tallied a career high 18 points in just 18 minutes vs. Tennessee State on Nov. 20. The Mullins, S.C., native hit 6-of-10 from the floor, including a stellar 5-of-7 from 3-point range. Smith's previous career high was nine points.

■ Senior forward Malik Cooke paced the Gamecocks with 18 points against Mississippi Valley State on Nov. 22, including a stellar 10-of-12 mark from the free throw line. Both his free throws made and attempted were career highs for the Charlotte, N.C., native.

■ South Carolina rallied from an 11-point deficit with 6:36 to go against MVSU, out-scoring the Delta Devils 22-7 over the final minutes for the win. The Gamecocks converted on six MVSU turnovers for 12 points down the stretch, using solid half-court pressure to force the giveaways.

■ South Carolina concluded play in the Continental Tire Las Vegas Invitational with a 63-60 loss to Southern California last Saturday. Sophomore forward Damontre Harris led the Gamecocks with a career high 15 points in the contest.

■ Sophomore forward RJ Slawson had a career night against top-ranked North Carolina on Nov. 25, posting career highs with 13 points, 14 rebounds and four blocks. It was the most rebounds in a game for South Carolina since Sam Muldrow collected 14 vs. Vanderbilt on Jan. 8, 2011.



## ► ASSOCIATED PRESS TOP 25

Dec. 12, 2011

Rk.	Team	Record	Pts.
1	Syracuse (51)	10-0	1,607
2	Ohio State (7)	8-1	1,478
3	Kentucky (4)	8-1	1,468
4	Louisville (2)	9-0	1,374
5	North Carolina (1)	8-2	1,373
6	Baylor	7-0	1,284
7	Duke	9-1	1,273
8	Xavier	8-0	1,122
9	Connecticut	8-1	1,087
10	Missouri	9-0	1,030
11	Marquette	9-0	988
12	Kansas	7-2	945
13	Florida	7-2	891
14	Wisconsin	8-2	728
15	Pittsburgh	9-1	696
16	Georgetown	8-1	602
17	Mississippi State	9-1	574
18	Indiana	9-0	462
19	Illinois	10-0	375
20	Michigan	7-2	354
21	Michigan State	8-2	310
22	Texas A&M	8-1	270
23	Alabama	8-2	204
24	Murray State	10-0	93
25	Creighton	7-1	88
25	Vanderbilt	6-3	88

**Others receiving votes:** Harvard 73, San Diego State 59, Virginia 57, UNLV 41, Stanford 39, Saint Louis 26, Gonzaga 25, Memphis 13, Northern Iowa 7, Cleveland State 7, Arizona 5, California 3, Long Beach State 3, Northwestern 2, Wichita State 1

**Dropped from rankings:** Memphis 21, Gonzaga 23, Harvard 25

## ► ESPN/USA TODAY TOP 25

Dec. 12, 2011

Rk.	Team	Record	Pts.
1	Syracuse (28)	10-0	746
2	Ohio State (2)	8-1	671
3	Kentucky	8-1	665
4	Louisville	9-0	658
5	Duke	9-1	618
6	North Carolina	8-2	608
7	Baylor	7-0	539
8	Missouri	9-0	512
9	Xavier	8-0	503
10	Connecticut	8-1	485
11	Marquette	9-0	466
12	Kansas	7-2	441
13	Florida	7-2	418
14	Pittsburgh	9-1	356
15	Wisconsin	8-2	317
16	Mississippi State	9-1	251
17	Georgetown	8-1	246
18	Michigan	7-2	185
19	Illinois	10-0	182
20	Indiana	9-0	171
21	Alabama	8-2	143
22	Texas A&M	8-1	108
23	Michigan State	8-2	107
24	Creighton	7-1	54
25	Vanderbilt	6-3	51

**Others receiving votes:** Harvard 43, Murray State 42, California 29, Memphis 27, San Diego State 26, Purdue 14, Gonzaga 13, Virginia 12, UNLV 9, Saint Louis 9, Saint Mary's 5, Stanford 5, Saint Joseph's 5, Oklahoma 4, Northern Iowa 3, Northwestern 3

**Dropped from rankings:** Memphis 20, Gonzaga 22, Harvard 24



## SOUTHEASTERN CONFERENCE STANDINGS

Team	Conference	Overall
Kentucky	0-0	7-0
Auburn	0-0	4-0
Alabama	0-0	7-1
Mississippi State	0-0	7-1
Ole Miss	0-0	6-1
Arkansas	0-0	5-1
Florida	0-0	5-1
Vanderbilt	0-0	5-2
Georgia	0-0	4-3
LSU	0-0	4-3
Tennessee	0-0	3-3
South Carolina	0-0	2-5

## COACHES TELECONFERENCE

The weekly SEC men's basketball coaches teleconference is scheduled for every Monday Jan. 4 - March 5.

The 12 Southeastern Conference men's head basketball coaches will be featured from 10:00 - 11:17 a.m. (CT).

Media representatives wishing to participate in the teleconference should contact the SEC Media Relations Department for further details. Each coach will appear on the teleconference for seven minutes, according to the following schedule:

### Order of Appearance (All Times Central)

10:00 a.m. Kevin Stallings, Vanderbilt

10:07 a.m. Billy Donovan, Florida

10:14 a.m. Darrin Horn, South Carolina

10:21 a.m. Mark Fox, Georgia

10:28 a.m. Trent Johnson, LSU

10:35 a.m. John Calipari, Kentucky

10:42 a.m. Cuonzo Martin, Tennessee

10:49 a.m. Mike Anderson, Arkansas

10:56 a.m. Anthony Grant, Alabama

11:03 a.m. Tony Barbee, Auburn

11:10 a.m. Andy Kennedy, Ole Miss

11:17 a.m. Rick Stansbury, Miss. State

In addition, the SEC men's basketball teams who make it to postseason will be on a teleconference on Monday, March 15 beginning at 10:00 a.m. CT.

All SEC basketball teleconferences can be listened to on the internet at [www.secsports.com](http://www.secsports.com) starting at 1:00 p.m. CT.

## SOUTH CAROLINA BENCH PRODUCTION

GAME	SC-OPP	DIFF.	SC HIGH BENCH SCORER
Western Car.	38-16	+22	Williams (13)
at Elon	15-16	-1	Smith (6)
Tenn. State	29-22	7	Smith (18)
Miss. Val. St.	7-11	-4	Slawson (4)
vs. UNC	19-30	-11	Slawson (14)
vs. SoCal	25-4	+21	Richardson (12)
Providence	23-10	+13	Slawson (8)
at Clemson	20-16	+4	Richardson/Ellington (9)
Presbyterian			
Ohio State			
SE Louisiana			
Wofford			
USC Upstate			
SC State			
at UK			
Vandy			
Florida			
at Auburn			
Alabama			
at Ole Miss			
at Florida			
UK			
at Tennessee			
at Arkansas			
Georgia			
LSU			
at Vandy			
Tennessee			
Miss. State			
at Georgia			

## SPECIALTY STATS

(PP) points in paint; (OT) points off turnovers; (2nd) second chance points; (FB) fast break points

(South Carolina-Opponent)

GAME	PP	OT	2ND	FB
Western Car.	46-18	22-15	20-9	19-10
at Elon	26-10	8-2	10-7	6-0
Tenn. State	24-14	15-14	9-11	11-6
Miss. Val. St.	22-18	17-15	14-3	13-8
vs. UNC	20-44	8-28	16-16	0-16
vs. SoCal	24-26	12-18	9-17	2-4
Providence	36-34	14-19	21-11	4-16
at Clemson	26-22	13-9	9-8	0-4
Presbyterian				
Ohio State				
SE Louisiana				
Wofford				
USC Upstate				
SC State				
at UK				
Vandy				
Florida				
at Auburn				
Alabama				
at Ole Miss				
at Florida				
UK				
at Tennessee				
at Arkansas				
Georgia				
LSU				
at Vandy				
Tennessee				
Miss. State				
at Georgia				
<b>SC Total</b>	<b>224</b>	<b>109</b>	<b>108</b>	<b>55</b>
<b>SC Average</b>	<b>28.0</b>	<b>13.6</b>	<b>13.5</b>	<b>6.9</b>
<b>Opp Total</b>	<b>182</b>	<b>120</b>	<b>82</b>	<b>64</b>
<b>Opp Average</b>	<b>22.8</b>	<b>15.0</b>	<b>10.3</b>	<b>8.0</b>

## UNIVERSITY INFORMATION

Location	Columbia, S.C.
Founded	1801
Enrollment	29,957
Nickname	Gamecocks
Colors	Garnet (PMS 202) and Black
National Affiliation	NCAA Division I
Conference	Southeastern (SEC)
Athletics Web Address	www.GamecocksOnline.com
University Web Address	www.sc.edu
President	Dr. Harris Pastides
NCAA Representative	Dr. Zach Kelehear
Athletics Director	Eric Hyman
Basketball Administrator/Executive Associate AD	Kevin O'Connell

## BASKETBALL STAFF/INFORMATION

Head Coach	Darrin Horn
Alma Mater	Western Kentucky, '95
Record At South Carolina/Seasons	53-47 (.530), 21-27 SEC/4th season
Overall Record/Seasons	164-95 (.633)/9th season
Assistant Coaches	Neill Berry (Southeastern Louisiana, '03) Michael Boynton Jr. (South Carolina, '04) Cypheus Bunton (Western Kentucky, '95)
Director of Basketball Operations	Justin Phelps (Kent State, '06)
Strength & Conditioning Coach	Irele Oderinde (Western Kentucky, '03)
Athletic Trainer	Mark Rodger (Buffalo, '01)
Home Arena	Colonial Life Arena
Capacity	18,000
Arena General Manager	TBA
Press Row Phone Number	803-777-6182

## BASKETBALL HISTORY

First Year of Basketball	1908
All-Time Record	1,290-1,133-1 (.532)
Overall Postseason Record	25-18
NCAA Tournament Appearances	1971, 1972, 1973, 1974, 1989, 1997, 1998, 2004
NCAA Tournament Record	4-9
Last NCAA Tournament Appearance	2004, L vs. Memphis, 59-43
NIT Appearances	1969, 1975, 1978, 1983, 1991, 1996, 2001, 2002, 2005, 2006, 2009
NIT Record	21-9
Last NIT Appearance	2009, L vs. Davidson, 70-63
Conference Championships	1970 ACC, 1997 SEC, 2009 SEC East Co-Champs
Conference Tournament Titles	1934 SoCon, 1971 ACC

## TEAM INFORMATION

2010-11 Record	14-16
Southeastern Conference Record/Finish	5-11/6th SEC East
Postseason	NA
Letterwinners Returning/Lost	7/4
Starters Returning/Lost	4/1
Newcomers	3
Roster Breakdown	1 senior, 1 junior, 6 sophomores, 3 freshmen
Returning Scoring	1,285 of 2,027 (63.3%)
Returning Field Goals	468 of 741 (63.1%)
Returning Rebounding	720 of 1,144 (69.0%)
Returning Assists	259 of 327 (79.2%)
Returning Minutes	4,128 of 6,100 (67.6%)

## MEDIA RELATIONS

Asst. Media Relations Director/Men's Basketball Contact	Emily Feeney
Feeney's email	efeeney@mailbox.sc.edu
Feeney's office phone	803-777-7743
Website	GamecocksOnline.com

## 2011-12 SOUTH CAROLINA ROSTER

No.	Name	Pos.	Ht.	Wt.	Cl.	Exp.	Hometown (High/Last School)
1	Brenton Williams	G	5-11	172	SO	JC	Kissimmee, Fla. (Osceola High School)
2	Brian Richardson	G	6-4	171	SO	1VL	Wilson, N.C. (Greenfield School)
5	Eric Smith	G	5-11	210	SO	1VL	Mullins, S.C. (Christ School)
12	Shane Phillips*	G	5-10	170	JR	HS	Wheeling, W. Va. (Wheeling Central)
13	Anthony Gill	F	6-8	235	FR	HS	Charlotte, N.C. (Charlotte Christian School)
15	Malik Cooke	F	6-6	215	RS SR	3VL	Charlotte, N.C. (Christ School)
23	Bruce Ellington	G	5-9	197	SO	1VL	Moncks Corner, S.C. (Berkeley)
24	Damontre Harris	F	6-9	226	SO	1VL	Fayetteville, N.C. (Trinity Christian)
30	Lakeem Jackson	SF	6-5	238	JR	2VL	Charlotte, N.C. (Christ School)
32	Damien Leonard	G	6-4	192	FR	HS	Greenville, S.C. (J.L. Mann)
33	RJ Slawson	F	6-8	207	SO	1VL	Charleston, S.C. (Fort Dorchester)
35	Alex Irwin*	F	6-4	170	JR	HS	Richmond, Va. (Woodberry Forest)
45	Carlton Geathers	F	6-10	250	RS FR	HS	Georgetown, S.C. (Carvers Bay)

\* denotes walk-on

**Head Coach:** Darrin Horn | **Assistant Coaches:** Neill Berry, Mike Boynton Jr., Cypheus Bunton |  
**Director of Basketball Operations:** Justin Phelps | **Strength & Conditioning Coach:** Irele Oderinde |  
**Athletic Trainer:** Mark Rodger

■ Three Gamecocks registered season highs competing in Las Vegas. Slawson's career high 13 points vs. UNC, sophomore guard Brian Richardson's season high 12 points vs. Southern Cal, and sophomore forward Damontre Harris' career high 15 points against the Trojans.

■ R-senior forward Malik Cooke tallied a game-high 21 points vs. Providence on Dec. 1, just one point shy of matching his career high.

### HEAD COACH DARRIN HORN

Darrin Horn is in his fourth season in Columbia with a career record of 164-95, including a 53-47 mark at South Carolina. Darrin Horn-led teams are 78-48 all-time in league play. Horn led Carolina to a 10-6 record in SEC action during his first year in Columbia, a 6-10 mark in his second and one of the youngest teams in the nation to a 5-11 mark in 2011. Horn led Carolina to one of the most celebrated seasons of its 19-year participation in the SEC during the 2009 campaign, as the squad captured the 2009 SEC Eastern Division Co-Championship and won double-digit league games for the first time since the 1998 campaign. His 2010 squad earned upset wins over No. 1 Kentucky and No. 13/19 Vanderbilt.

### INJURY UPDATE

South Carolina sophomore guard Brenton Williams is available to play vs. Presbyterian after missing the last several weeks with a left knee sprain.

### NON-CONFERENCE SCHEDULE

Contests against at least five teams that competed in the 2011 NCAA Tournament highlight the 2011-12 South Carolina men's basketball non-conference schedule. South Carolina will host 11 non-conference contests at Colonial Life Arena, including one exhibition, the first two rounds of the Las Vegas Invitational, Providence in the Big East/SEC Challenge and Big Ten powerhouse Ohio State. The Gamecocks will face at least six teams that compiled 18 or more wins last season, including North Carolina, Southern California or UNLV, Clemson, Ohio State and Wofford, which all advanced to the NCAA Tournament. South Carolina is slated to face five BCS schools during the coming non-conference portion of the schedule.

### GARNET AND BLACK WELCOME THREE NEWCOMERS

South Carolina signed freshmen Anthony Gill (Fr. - F - 6-8 - 235 - Charlotte, N.C. - Charlotte Christian School) and Damien Leonard (Fr. - G - 6-4 - 192 - Greenville, S.C. - J.L. Mann) and junior college transfer Brenton Williams (So. - G - 5-11 - 172 - Kissimmee, Fla. - Osceola/Santa Fe College) to join the squad for the 2011-12 season.

### HORN VS. RANKED OPPONENTS

■ Following South Carolina's loss to top-ranked North Carolina on Nov. 25, 2011, South Carolina head coach Darrin Horn holds a 7-18 overall record in his career against ranked opponents. Horn is 6-14 in games against ranked opponents at the helm of the Gamecock program. His victory over Drake and loss to UCLA both came during Western Kentucky's Sweet 16 run in the NCAA Tournament during the 2007-08 season.

Opponent	Date	Result
No. 1 Florida	Nov. 24, 2006	L, 68-101
No. 14 Gonzaga	Nov. 22, 2007	L, 71-74
No. 11 Tennessee	Dec. 15, 2007	L, 82-88
No. 14 Drake	March 21, 2008	W, 101-99
No. 3 UCLA	March 27, 2008	L, 78-88
No. 20 Clemson	Dec. 30, 2008	L, 87-98
No. 19 Baylor	Jan. 2, 2009	W, 85-84
No. 24 Tennessee	Jan. 17, 2009	L, 79-82

No. 24 Florida	Jan. 21, 2009	W, 70-69
No. 24 Kentucky	Jan. 31, 2009	W, 78-77
No. 18 Clemson	Dec. 6, 2009	L, 72-61
No. 22 Ole Miss	Jan. 20, 2010	L, 57-66
No. 1 Kentucky	Jan. 26, 2010	W, 68-62
No. 14 Tennessee	Feb. 6, 2010	L, 53-79
No. 20/18 Tennessee	Feb. 20, 2010	L, 55-63
No. 2 Kentucky	Feb. 25, 2010	L, 61-82
No. 13/19 Vanderbilt	March 6, 2010	W, 77-73
No. 2/2 Michigan State	Nov. 16, 2010	L, 73-82
No. 2/2 Ohio State	Dec. 18, 2010	L, 57-79
No. 22/24 Vanderbilt	Jan. 8, 2011	W, 83-75 (OT)
No. 12/12 Kentucky	Jan. 22, 2011	L, 58-67
No. 23/24 Vanderbilt	Feb. 5, 2011	L, 60-78
No. 17/19 Florida	Feb. 9, 2011	L, 60-79
No. 22/22 Kentucky	Feb. 19, 2011	L, 59-90
No. 1/1 North Carolina	Nov. 25, 2011	L, 62-87
<b>Totals</b>		<b>7-18</b>

## 2012 SEC TOURNAMENT

The 2012 SEC Tournament returns to New Orleans, La., next spring, marking the third time the city has hosted the event. It will be the first time the tournament will be held at the New Orleans Arena. The SEC Basketball Tournament semifinals and championship game will be televised nationally on ABC, while the first two rounds of the event will be televised on the SEC Network.

## SEC DIVISIONAL PLAY

Starting with the 2011-12 season, this year marks the first time there will not be an East/West Division champion since the conference split into two divisions in 1992. The regular season standings will be listed from one through 12. This season the schedule will still reflect the divisions of years past, as South Carolina will still play the five schools who were also in the East - Florida, Georgia, Kentucky, Tennessee and Vanderbilt - twice, while playing the former West schools - Alabama, Arkansas, Auburn, LSU, Ole Miss and Mississippi State - once during the regular season.


## HAUGHTON SIGNS WITH GAMECOCKS

South Carolina head men's basketball coach Darrin Horn announced on Nov. 9 the signing of Tyrone Haughton to a National Letter of Intent to attend South Carolina and join the men's basketball squad beginning with the 2012-13 season. Below is his bio information:

### Tyrone Haughton - 6-10 - 195 - Miami, Fla. - Dr. Michael M. Krop High School

Solid under the basket, physical presence defensively ... Excellent shot blocker and rebounder ... Rated the No. 24 center according to ESPN.com ... Averaged 11 points, 12 rebounds and six blocks per game as a junior for coach Shakey Rodriguez at Dr. Krop High School, a Florida high school basketball powerhouse ... Shot 62 percent from the field as a junior ... Named an All-Miami City honoree following 2010-11 campaign ... Chose South Carolina over UCONN, Alabama and Virginia Tech among others.


## TV/RADIO SPOT CHART



**#1**

**BRENTON  
WILLIAMS**

So. - G - 5-11 - 172  
Kissimmee, Fla.  
Santa Fe College



**#2**

**BRIAN  
RICHARDSON**


So. - G - 6-4 - 171  
Wilson, N.C.  
Greenfield School



**#5**

**ERIC  
SMITH**


So. - G - 5-11 - 210  
Mullins, S.C.  
Christ School



**#13**

**ANTHONY  
GILL**


Fr. - F - 6-8 - 235  
Charlotte, N.C.  
Charlotte Christian



**#15**

**MALIK  
COOKE**

R-Sr. - F - 6-6 - 215  
Charlotte, N.C.  
Nevada



**#23**

**BRUCE  
ELLINGTON**


So. - G - 5-9 - 197  
Moncks Corner, S.C.  
Berkeley



**#24**

**DAMONTRE  
HARRIS**


So. - F - 6-9 - 226  
Fayetteville, N.C.  
Trinity Christian



**#30**

**LAKEEM  
JACKSON**

Jr. - F - 6-5 - 238  
Charlotte, N.C.  
Christ School



**#32**

**DAMIEN  
LEONARD**


Fr. - G - 6-4 - 192  
Greenville, S.C.  
J.L. Mann



**#33**

**RJ  
SLAWSON**

So. - F - 6-8 - 207  
Charleston, S.C.  
Fort Dorchester



**#45**

**CARLTON  
GEATHERS**

R-Fr. - F - 6-10 - 250  
Georgetown, S.C.  
Carvers Bay



**DARRIN HORN**

Head Coach



**NEILL BERRY**

Assistant Coach



**MIKE BOYNTON JR.**

Assistant Coach



**CYPHEUS BUNTON**

Assistant Coach



**JUSTIN PHELPS**

Director of Operations

## ► GAMECOCKS RECORD WHEN ...

At home	2-2
On the road	1-1
At neutral sites	0-2
In overtime	0-0
vs. Top 25 team	0-1
vs. Top 10 team	0-1
Leading at half	2-0
Trailing at half	1-5
Tied at half	0-0
Shooting 50% or better	1-1
Shooting between 39-49%	2-2
Shooting less than 39%	0-2
Opp. shooting 50% or better	0-1
Opp. shooting between 40-49%	1-4
Opp. shooting less than 39%	2-0
Shooting better than opp.	2-1
Shooting worse than/equal to opp.	1-5
Starters out-score opp. starters	2-0
Opp. starters score/equal more	1-5
Bench out-scores opp. bench	2-3
Opp. bench scores/equals more	1-2
Having more FTs than opp.	3-0
Having equal/less FTs than opp.	0-5
Have more TOs than opp.	0-3
Having equal/less TOs than opp.	3-2
Having more rebounds than opp.	2-4
Having equal/less rebounds than opp.	1-1
Making 6 or more 3FGs	1-4
Having 15 or more assists	0-0
Having less than 15 assists	3-5
Score more points in paint than opp.	3-3
Scoring equal/less points in paint than opp.	0-3
Scoring more points off TOs than opp.	3-2
Scoring equal/less points off TOs than opp.	0-4
Scoring more 2nd-chance points than opp.	3-2
Scoring equal/less 2nd-chance points than opp.	0-3
Scoring more fast break points than opp.	2-2
Scoring equal/less fast break points than opp.	1-3
Wearing white uniforms	2-3
Wearing Garnet uniforms	0-1
Wearing Black uniforms	1-1
Playing on live TV	3-5
Playing in November	2-4
Playing in December	1-1
Playing in January	0-0
Playing in February	0-0
Playing in March	0-0
Playing a day-game	1-1
Playing a night-game	2-4
Playing on Sunday	1-1
Playing on a Monday	0-0
Playing on a Tuesday	1-1
Playing on a Wednesday	0-0
Playing on a Thursday	0-1
Playing on a Friday	1-1
Playing on a Saturday	0-1
Scoring margin is 5 points or less	2-3
Margin is between 6-10	0-1
Margin is between 11-20	0-0
Margin is more than 20	1-1
Scoring 59 points or less	1-1
Scoring 60-69 points	1-4
Scoring 70-79 points	1-0
Scoring 80-89 points	0-0
Scoring 90-99 points	0-0
Scoring 100+ points	0-0

## MISCELLANEOUS

Current streak	W1
Home court streak	L1
Away streak	W1
Neutral court streak	L2

## 2011-12 SUPERLATIVES

Scoring Leaders	'11-12	Career
Anthony Gill	3	3
Malik Cooke	3	9*
Eric Smith	1	1
RJ Slawson	1	1
Damontre Harris	2	2

Rebounding Leaders	'11-12	Career
Lakeem Jackson	1	16
Damontre Harris	3	4
Anthony Gill	2	2
RJ Slawson	1	2
Malik Cooke	1	11*

Assists Leaders	'11-12	Career
Lakeem Jackson	3	20
Eric Smith	2	6
Damien Leonard	1	1
Anthony Gill	1	1
Malik Cooke	3	3*

Blocks Leaders	'11-12	Career
Damontre Harris	4	10
Anthony Gill	1	1
Malik Cooke	1	5*
Carlton Geathers	2	2
RJ Slawson	1	2

Steals Leaders	'11-12	Career
Brenton Williams	1	1
Damontre Harris	1	5
Lakeem Jackson	1	13
Damien Leonard	2	2
Malik Cooke	5	18*
Anthony Gill	1	1

Double-Figure Scoring	'11-12	Career
Anthony Gill	3	3
Malik Cooke	5	20*
Brenton Williams	1	1
Lakeem Jackson	1	18
Eric Smith	2	2
Damien Leonard	2	2
RJ Slawson	1	2
Damontre Harris	2	3

20+ points	'11-12	Career
Malik Cooke	1	2*

30+ points	'11-12	Career
-		

Double-Figure Rebounding	'11-12	Career
Lakeem Jackson	1	6
Damontre Harris	1	2
RJ Slawson	1	1

5+ assists	'11-12	Career
Lakeem Jackson	1	6

3+ steals	'11-12	Career
Brenton Williams	1	1
Lakeem Jackson	1	6
Malik Cooke	3	8*

2+ blocks	'11-12	Career
Damontre Harris	4	11
Malik Cooke	4	5*
Carlton Geathers	2	2
RJ Slawson	1	1

Double-Doubles	'11-12	Career
RJ Slawson	1	1

Clutch Free Throws (under 5 min/OT)		
Anthony Gill	2-4	.500
RJ Slawson	2-4	.500
Malik Cooke	8-10	.800
Damien Leonard	2-2	1.000
Damontre Harris	1-1	1.000
Bruce Ellington	2-2	1.000

\* indicates at South Carolina

## Miscellaneous

Largest Halftime Lead	
SC	10, vs. Western Carolina
Opp	14, Tennessee State
Smallest Halftime Lead	
SC	4, vs. Mississippi Valley State
Opp	4, Southern California
Fewest Points In First Half	
SC	19, vs. Tennessee State
Opp	25, Western Carolina
Most Points In First Half	
SC	35, vs. Western Carolina
Opp	45, North Carolina
Most Points In Second Half	
SC	44, vs. Tennessee State
Opp	42, North Carolina and Providence
Fewest Points In Second Half	
SC	30, at Elon, vs. North Carolina, at Clemson
Opp	24, Elon
Largest Margin of Victory	
SC	25, vs. Western Carolina
Opp	25, North Carolina
Smallest Margin of Victory	
SC	3, at Clemson
Opp	1, Tennessee State



## 2011-12 GAME BY GAME COMPARISON

	Date	Result	FG-A	Pct	3FG-A	Pct	FT-A	Pct	O-D-Total	PF	Pts	A	TO	Blk	Stl	Min	Half
Western Carolina			17-47	.362	6-18	.333	10-16	.625	13-16-29	17	50	10	19	4	8	200	25
South Carolina	Nov. 11	W, 75-50	30-59	.508	5-12	.417	10-17	.588	18-19-37	14	75	14	12	5	11	200	35
Elon			16-40	.400	6-16	.375	20-28	.714	8-30-38	18	58	9	14	3	1	200	34
South Carolina	Nov. 15	L, 58-53	20-64	.313	3-27	.111	10-17	.588	18-22-40	24	53	6	7	2	9	200	23
Tennessee State			21-47	.447	10-22	.455	12-21	.571	6-22-28	23	64	15	13	1	9	200	33
South Carolina	Nov. 20	L, 64-63	22-55	.400	7-26	.269	12-20	.600	12-21-33	21	63	13	16	7	5	200	19
Miss Valley State			20-49	.408	7-17	.412	10-16	.625	7-23-30	24	57	12	14	5	8	200	26
South Carolina	Nov. 22	W, 61-57	19-48	.396	6-18	.333	17-25	.680	12-24-36	17	61	9	13	7	7	200	30
North Carolina			31-67	.463	8-16	.500	17-30	.567	15-20-35	15	87	22	10	3	11	200	45
South Carolina	Nov. 25	L, 87-62	23-55	.418	9-23	.391	7-12	.583	14-29-43	25	62	12	25	7	5	200	30
Southern California			24-48	.500	7-11	.636	8-12	.667	14-14-28	13	63	7	10	1	6	200	30
South Carolina	Nov. 26	L, 63-60	22-42	.524	8-17	.471	8-8	1.000	6-12-18	16	60	10	13	4	4	200	26
Providence			24-50	.480	6-11	.545	22-27	.815	7-27-34	10	76	16	15	10	4	200	34
South Carolina	Dec. 1	L, 76-67	26-72	.361	6-30	.200	9-10	.900	20-20-40	19	67	9	13	7	9	200	27
Clemson			19-50	.380	5-18	.278	12-16	.750	11-22-33	15	55	13	11	1	3	200	35
South Carolina	Dec. 4	W, 58-55	21-50	.420	5-15	.333	11-17	.647	10-23-33	16	58	8	8	5	6	200	28

**2011-12 RESULTS: OVERALL, 3-5; HOME, 2-2; AWAY, 1-1; NEUTRAL, 0-2; SEC, 0-0**

Date	Opponent	W/L	Score	Record	Points	Rebounds	Assists	Steals	Attendance
Nov. 11	Western Carolina	W	75-50	1-0	Gill (14)	Jackson (10)	Jackson (10)	Williams (5)	9,330 (paid)
Nov. 15	at Elon	L	58-53	1-1	Gill/Cooke (9)	Harris (10)	Leonard/Smith (2)	Harris/Jackson/Leonard (2)	1,589
Nov. 20	Tennessee State	L	64-63	1-2	Smith (18)	Harris (7)	Gill/Jackson (3)	Cooke/Leonard (2)	9,045 (paid)
Nov. 22	Miss Valley State	W	61-57	2-2	Cooke (18)	Gill (8)	Cooke (3)	Cooke (3)	6,723 (paid)
Nov. 25	vs. #1 North Carolina	L	87-62	2-3	Leonard (15)	Slawson (14)	Cooke (4)	Cooke (2)	5,567
Nov. 26	vs. Southern California	L	63-60	2-4	Harris (15)	Harris (6)	Jackson (4)	Gill (2)	1,798
Dec. 1	Providence	L	76-67	2-5	Cooke (21)	Slawson (8)	Cooke (3)	Cooke (4)	7,476 (paid)
Dec. 4	at Clemson	W	58-55	3-5	Gill/Harris (10)	Cooke (8)	Smith (3)	Cooke (4)	7,238

**2011-12 STARTING LINEUPS**

Guard	Guard	Forward	Forward	Forward	2011-12	Games
Jackson	Leonard	Gill	Harris	Cooke	1-2	3
Smith	Leonard	Gill	Harris	Cooke	1-3	4
Smith	Jackson	Gill	Harris	Cooke	1-0	1



## DARRIN HORN FILE

**Born** December 24, 1972, in Glasgow, Ky.  
**High School** Bates Creek, Lexington, Ky., 1991  
**College** Western Kentucky University, 1995  
 (BA, allied language arts)  
**College Athletics** Four-year letterman, All-Sun Belt Conference, Academic All-America  
**Wife** Carla (Walker)  
**Children** Caroline and Walker

## COACHING EXPERIENCE

- Western Kentucky, assistant coach, 1995-97
- Morehead State, assistant coach, 1997-99
- Marquette, assistant coach, 1999-03
- Western Kentucky, head coach, 2003-08
- **South Carolina, head coach, 2008-present**

## HEAD COACHING CAREER

### WESTERN KENTUCKY (2003-2008)

2003-04	15-13	SBC Tournament 2nd Round
2004-05	22-9	NIT 2nd Round
2005-06	23-8	NIT 1st Round
2006-07	22-11	SBC Tournament 1st Round
2007-08	29-7	NCAA Tournament Sweet 16
<b>5 years</b>	<b>111-48 (.698)</b>	

### SOUTH CAROLINA (2008-PRESENT)

2008-09	21-10	NIT 1st Round
2009-10	15-16	-
2010-11	14-16	-
2011-12	3-5	
<b>4 years</b>	<b>53-47 (.530)</b>	
<b>Career Total</b>	<b>164-95 (.633)</b>	

## 2008-09 (SOUTH CAROLINA)

**Record: 21-10**  
**Home: 16-3; Away: 5-6; Neutral: 0-1**  
**SEC: 1-1st East**  
**Record: 10-6 (Home: 7-1; Away: 3-5)**



11/14	Jacksonville State	W, 89-76
11/16	Winthrop	W, 86-63
11/22	USC Upstate	W, 75-53
11/25	Gardner-Webb	W, 85-70
11/28	at C.of Charleston	L, 80-82 (ot)
12/2	at Princeton	W, 84-58
12/5	Furman	W, 72-48
12/16	NC Central	W, 90-43
12/20	The Citadel	W, 80-66
12/23	Presbyterian	W, 75-56
12/30	Clemson	L, 87-98
1/2	at Baylor	W, 85-84
1/5	Wofford	W, 78-61
1/10	Auburn*	W, 68-56
1/14	at LSU*	L, 68-85
1/17	at Tennessee*	L, 79-82
1/21	Florida*	W, 70-69
1/24	Mississippi*	W, 82-71
1/28	Vanderbilt*	W, 86-76
1/31	at Kentucky*	W, 78-77
2/3	at Florida*	L, 93-97
2/7	Georgia*	W, 79-68
2/14	at Alabama*	W, 75-73
2/18	at Mississippi State*	L, 70-75
2/21	Arkansas*	W, 82-78 (ot)
2/25	Kentucky*	W, 77-59
2/28	at Vanderbilt*	L, 83-96
3/5	Tennessee*	L, 70-86
3/7	at Georgia*	W, 68-51
3/13	(1) vs. Mississippi State	L, 68-82
3/17	(2) Davidson	L, 63-70

\* SEC Conference game  
 (1) SEC Tournament, Tampa, Fla. - (2) NIT, Columbia, S.C.

## 2009-10 (SOUTH CAROLINA)

**Record: 15-16**  
**Home: 11-5; Away: 2-9; Neutral: 2-2**  
**SEC: 5th East**  
**Record: 6-10 (Home: 4-4; Away: 2-6)**



11/13	Alabama A&M	W, 88-50
11/16	Georgia Southern	W, 90-66
11/19	(1) vs. La Salle	W, 78-68
11/20	(1) vs. USF	W, 69-66
11/22	(1) vs. Miami (Fla.)	L, 70-85
11/27	Jacksonville	W, 97-93
12/2	Western Kentucky	W, 74-56
12/6	at Clemson	L, 61-72
12/16	Richmond	W, 76-58
12/19	at Wofford	L, 61-68
12/21	Furman	W, 81-57
12/30	at Boston College	L, 76-85
1/2	Baylor	L, 74-85
1/5	Longwood	W, 88-58
1/9	at Auburn*	W, 80-71
1/13	LSU*	W, 67-58
1/16	Vanderbilt*	L, 79-89
1/20	at Ole Miss*	L, 57-66
1/23	at Florida*	L, 56-58
1/26	Kentucky*	W, 68-62
1/30	Georgia*	W, 78-77
2/6	at Tennessee*	L, 53-79
2/10	Florida*	W, 77-71
2/13	at Georgia*	L, 61-66
2/17	at Arkansas*	L, 79-92
2/20	Tennessee*	L, 55-63
2/25	at Kentucky*	L, 61-82

2/27	Mississippi State*	L, 63-76
3/3	Alabama*	L, 70-79
3/6	at Vanderbilt*	W, 77-73
3/11	(2) Alabama	L, 63-68

\* SEC Conference game

- (1) Charleston Classic, Charleston, S.C. -  
 (2) SEC Tournament, Nashville, Tenn.

## 2010-11 (SOUTH CAROLINA)

**Record: 14-16**  
**Home: 11-6; Away: 3-5; Neutral: 0-1**  
**SEC: 6th East**  
**Record: 5-11 (Home: 3-5; Away: 2-6)**



11/12	Elon	W, 94-79
11/16	at Michigan State	L, 73-82
11/19	Radford	W, 85-56
11/23	USC Upstate	W, 57-41
11/27	at WKU	W, 87-85
12/1	Delaware State	W, 74-61
12/5	Clemson	W, 64-60
12/11	Wofford	W, 64-53
12/18	at Ohio State	L, 57-79
12/22	at Furman	L, 75-91
12/29	Jacksonville State	W, 56-49
1/1	Boston College	L, 70-85
1/4	SC State	W, 91-56
1/8	Vanderbilt*	W, 83-75
1/12	at Alabama*	L, 47-57
1/15	at Florida*	W, 72-69
1/19	Arkansas*	W, 81-74
1/22	Kentucky*	L, 58-67
1/29	Auburn*	L, 64-79
2/2	at LSU*	W, 64-56
2/5	at Vanderbilt*	L, 60-78
2/9	Florida*	L, 60-79
2/12	Georgia*	L, 56-60
2/16	at Tennessee*	L, 67-73
2/19	at Kentucky*	L, 59-90
2/22	Ole Miss*	W, 79-73
2/26	at Georgia*	L, 48-64
3/3	Tennessee*	L, 69-73
3/5	at Mississippi State*	L, 58-60
3/10	(1) vs. Ole Miss	L, 55-66

\* SEC Conference game

- (1) SEC Tournament, Atlanta, Ga.

## 2011-12 (SOUTH CAROLINA)

**Record: 3-5**  
**Home: 2-2; Away: 1-1; Neutral: 0-2**  
**SEC: -**  
**Record: -**



11/11	Western Carolina	W, 75-50
11/15	at Elon	L, 53-58
11/20	Tennessee State	L, 63-64
11/22	Miss Valley State	W, 61-57
11/25	vs. North Carolina	L, 62-87
11/26	vs. Southern California	L, 60-63
12/1	Providence	L, 67-76
12/4	at Clemson	W, 58-55

# SOUTH CAROLINA SUPERLATIVES UNDER HORN

## Most Field Goals Made

1. 36, at Florida, Feb. 3, 2009
2. 35, vs. Elon, Nov. 12, 2010
- 35, vs. Jacksonville, Nov. 27, 2009
4. 34, at Vanderbilt, Feb. 28, 2009
- 34, at Baylor, Jan. 2, 2009
- 34, vs. Jacksonville State, Nov. 14, 2008

## Most Field Goals Attempted

1. 83, at WKU, Nov. 27, 2010
- 83, vs. Baylor, Jan. 2, 2010
3. 81, at Vanderbilt, Feb. 28, 2009
4. 76, vs. Miami (Fla.), Nov. 22, 2009
- 76, vs. Mississippi State, March 13, 2009
- 76, at Kentucky, Jan. 31, 2009

## Highest Field Goal Percent

1. 58.1% (32-55), vs. Presbyterian, Dec. 23, 2008
2. 57.3% (35-61), vs. Jacksonville, Nov. 27, 2009
3. 54.2% (32-59), at Princeton, Dec. 2, 2008
4. 53.9% (34-63), at Baylor, Jan. 2, 2009
5. 53.2% (33-62), vs. SC State, Jan. 4, 2011

## Most 3-Point Field Goals Made

1. 12, at Furman, Dec. 22, 2010
2. 11, vs. Radford, Nov. 19, 2010
- 11, at Michigan State, Nov. 16, 2010
- 11, at Arkansas, Feb. 17, 2010
- 11, vs. LSU, Jan. 13, 2010
- 11, at Auburn, Jan. 9, 2010
- 11, vs. Miami (Fla.), Nov. 22, 2009
- 11, at Florida, Feb. 3, 2009

## Most 3-Point Field Goals Attempted

1. 35, at Vanderbilt, Feb. 28, 2009
2. 34, vs. Miami (Fla.), Nov. 22, 2009
3. 33, vs. Auburn, Jan. 29, 2011
4. 32, at Tennessee, Feb. 16, 2011
- 32, at Georgia, Feb. 13, 2010
- 32, vs. LSU, Jan. 13, 2010

## Highest 3-Point Field Goal Percentage (min. 10 attempts)

1. 66.7% (8-12), at College of Charleston, Nov. 28, 2008
2. 57.1% (8-14), at Baylor, Jan. 2, 2009
3. 56.3% (9-16), vs. Elon, Nov. 12, 2010
- 56.3% (9-16), at Georgia, March 7, 2009
5. 52.9% (9-17), vs. Georgia, Jan. 30, 2010

## Most Free Throws Made

1. 32, vs. Vanderbilt, Jan. 28, 2009
2. 28, vs. Georgia Southern, Nov. 16, 2009
- 28, vs. The Citadel, Dec. 20, 2008
4. 23, vs. Alabama A&M, Nov. 13, 2009
- 23, vs. Furman, Dec. 5, 2008

## Most Free Throws Attempted

1. 49, vs. Vanderbilt, Jan. 28, 2009
2. 44, vs. Georgia Southern, Nov. 16, 2009
3. 34, vs. Furman, Dec. 5, 2008
4. 33, vs. The Citadel, Dec. 20, 2008
5. 32, vs. Alabama A&M, Nov. 13, 2009

## Highest Free Throw Percentage (min. 10 attempts)

1. 92.3% (12-13), vs. Tennessee, March 3, 2011
2. 90.9% (20-22), vs. Ole Miss, Feb. 22, 2011
3. 84.8% (28-33), vs. The Citadel, Dec. 20, 2008
4. 82.4% (14-17), at LSU, Feb. 2, 2011
5. 80.0% (12-15), vs. Richmond, Dec. 16, 2009

## Most Offensive Rebounds

1. 23, vs. Winthrop, Nov. 16, 2008
2. 22, vs. Baylor, Jan. 2, 2010
3. 21, vs. USC Upstate, Nov. 23, 2010
- 21, vs. Radford, Nov. 19, 2010
- 21, at Michigan State, Nov. 16, 2010
- 21, vs. Richmond, Dec. 16, 2009

## Most Defensive Rebounds

1. 36, at WKU, Nov. 27, 2010
2. 34, vs. USC Upstate, Nov. 23, 2010
3. 33, vs. Gardner-Webb, Nov. 25, 2008
4. 31, vs. Georgia Southern, Nov. 16, 2009
- 31, at Georgia, March 7, 2009

## Most Total Rebounds

1. 55, vs. USC Upstate, Nov. 23, 2010
2. 53, at WKU, Nov. 27, 2010
3. 52, vs. Gardner-Webb, Nov. 25, 2008
4. 51, vs. Radford, Nov. 19, 2010
5. 48, vs. Vanderbilt, Jan. 8, 2011
- 48, vs. Winthrop, Nov. 16, 2008

## Most Personal Fouls

1. 30, at Arkansas, Feb. 17, 2010
- 30, at Florida, Feb. 3, 2009
3. 27, vs. Davidson, March 17, 2009
4. 26, vs. Auburn, Jan. 29, 2011
- 26, at Vanderbilt, Feb. 28, 2009
- 26, at LSU, Jan. 14, 2009

## Most Points

1. 97, vs. Jacksonville, Nov. 27, 2009
2. 94, vs. Elon, Nov. 12, 2010
3. 93, at Florida, Feb. 3, 2009
4. 91, vs. SC State, Jan. 4, 2011
5. 90, vs. Georgia Southern, Nov. 16, 2009
- 90, vs. NC Central, Dec. 16, 2008

## Fewest Points

1. 47, at Alabama, Jan. 12, 2011
2. 48, at Georgia, Feb. 26, 2011
3. 53, at Elon, Nov. 15, 2011
- 53, at Tennessee, Feb. 6, 2010
5. 55, vs. Tennessee, Feb. 20, 2010
- 55, vs. Ole Miss, March 10, 2011

## Most Assists

1. 23, vs. Elon, Nov. 12, 2010
2. 20, vs. NC Central, Dec. 16, 2008
3. 18, vs. Georgia Southern, Nov. 16, 2009
4. 17, vs. SC State, Jan. 4, 2011
- 17, vs. Georgia, Feb. 7, 2009
- 17, vs. Jacksonville State, Nov. 14, 2008

## Fewest Turnovers

1. 5, vs. Mississippi State, March 13, 2009
2. 6, vs. Florida, Feb. 10, 2010
- 6, vs. Baylor, Jan. 2, 2010
- 6, vs. Wofford, Jan. 5, 2009
5. 7, vs. Tennessee State, Nov. 20, 2011
- 7, at Elon, Nov. 15, 2011
- 7, vs. Florida, Feb. 23, 2010
- 7, at Georgia, Feb. 13, 2010
- 7, vs. Boston College, Jan. 1, 2010

## Most Blocks

1. 16, vs. Kentucky, Feb. 25, 2009
2. 15, vs. SC State, Jan. 4, 2011
3. 12, vs. Vanderbilt, Jan. 8, 2011
- 12, vs. Georgia Southern, Nov. 16, 2009
5. 11, vs. Auburn, Jan. 29, 2011
- 11, vs. Richmond, Dec. 16, 2009

## Most Steals

1. 18, at Princeton, Dec. 2, 2008
2. 16, vs. Furman, Dec. 21, 2009
3. 15, vs. Vanderbilt, Jan. 16, 2008
- 15, vs. NC Central, Dec. 16, 2008
5. 14, vs. Baylor, Jan. 2, 2010
- 14, at Clemson, Dec. 6, 2009
- 14, vs. USC Upstate, Nov. 22, 2008

## Most Points At Halftime

1. 52, vs. Alabama, A&M, Nov. 13, 2009
2. 49, vs. Radford, Nov. 19, 2010
- 49, vs. Jacksonville, Nov. 27, 2009
4. 47, vs. Longwood, Jan. 5, 2010
- 47, vs. USC Upstate, Nov. 22, 2008
- 47, vs. Jacksonville State, Nov. 14, 2008

## Most Points By Opponent

1. 98, Clemson, Dec. 30, 2008
2. 97, Florida, Feb. 3, 2009
3. 96, Vanderbilt, Feb. 28, 2009
4. 93, Jacksonville, Nov. 27, 2009
5. 92, Arkansas, Feb. 17, 2010

## Fewest Points By Opponent

1. 41, USC Upstate, Nov. 23, 2010
2. 43, NC Central, Dec. 16, 2008
3. 48, Furman, Dec. 5, 2008
4. 49, Jacksonville State, Dec. 29, 2010
5. 50, Western Carolina, Nov. 11, 2011
- 50, Alabama A&M, Nov. 13, 2009

## Most Field Goals Made By Opponent

1. 36, Clemson, Dec. 30, 2008
2. 35, Tennessee, March 5, 2009
3. 33, Boston College, Jan. 1, 2011
- 33, Vanderbilt, Jan. 16, 2010
5. 32, WKU, Nov. 27, 2010
- 32, Kentucky, Feb. 25, 2010

## Fewest Field Goals Made By Opponent

1. 15, USC Upstate, Nov. 23, 2010
2. 16, at Elon, Nov. 15, 2011
- 16, Furman, Dec. 5, 2008
4. 17, Western Carolina, Nov. 11, 2011
- 17, Wofford, Dec. 11, 2010
- 17, NC Central, Dec. 16, 2008
7. 18, LSU, Feb. 2, 2011
- 18, Furman, Dec. 21, 2009
- 18, Georgia, March 7, 2009

## Most Rebounds By Opponent

1. 57, Miami (Fla.), Nov. 22, 2009
2. 52, WKU, Nov. 27, 2010
- 52, Baylor, Jan. 2, 2010
4. 50, Mississippi State, March 13, 2009
5. 49, Alabama, March 3, 2010
- 49, Georgia, March 7, 2009

## Fewest Rebounds By Opponent

1. 27, Tennessee, March 3, 2011
2. 28, Southern California, Nov. 26, 2011
- 28, Tennessee State, Nov. 20, 2011
- 28, Vanderbilt, March 6, 2010
- 28, Presbyterian, Dec. 23, 2008
- 28, Furman, Dec. 5, 2008
7. 29, Western Carolina, Nov. 11, 2011
- 29, Wofford, Dec. 11, 2010
- 29, Wofford, Jan. 5, 2009



## GAME 1 - SOUTH CAROLINA, 75, WESTERN CAROLINA 50 COLUMBIA, S.C. - NOV. 11, 2011

**COLUMBIA, S.C.** - Freshman Anthony Gill and sophomore Brenton Williams scored 14 and 13 points, respectively, to lead the South Carolina men's basketball team to a season-opening 75-50 victory over Western Carolina on Friday night at Colonial Life Arena.

Gill was 6-of-7 from the floor, including 1-for-1 from 3-point range, while Williams was 5-for-8 on the night. Williams also led a solid defensive effort, collecting five of the Gamecocks' 11 steals. Senior Malik Cooke added 10 points and seven rebounds, and junior Lakeem Jackson filled the stat sheet with five points, five assists, 10 rebounds and three steals.

With the win, the Gamecocks (1-0) claim their 11th straight season opener, including a 4-0 mark under head coach Darrin Horn.

South Carolina dominated nearly every statistical category as it shot 50.8 percent from the floor (30-of-59) and held the Catamounts to 36.2 percent shooting (17-of-47). The Gamecocks also held a decisive advantage in points in the paint (46-18), second chance points (20-9), bench points (38-16) and points off turnovers (22-15) and they controlled the boards with a 37-29 edge, including 18 offensive boards.

The Gamecocks used their defensive pressure to break an 8-8 tie early on with an 8-0 run, including six straight points off turnovers. Williams made a transition layup off a steal by Brian Richardson to cap the run and give South Carolina a 16-8 lead at the 10:40 mark.

Western Carolina (0-1) scrapped back with back-to-back 3-pointers and a dunk by Brandon Boggs to knot the game at 16-16, but South Carolina scored the next nine points to build a lead it would not relinquish. Williams gave the Gamecocks their biggest lead of the half at 33-22 by converting a layup off a steal by Jackson, one of five South Carolina had in the half. Williams, who paced the Gamecocks with 11 points in the half, sank a pair of free throws with less than a minute remaining to give South Carolina a 35-25 advantage heading into the locker room.

The Gamecocks outscored Western Carolina 40-25 in the second half as they held the Catamounts to just 32 percent shooting. Gill drained a 3-pointer at the 17:00 mark to give South Carolina a 43-29 lead. After Boggs knocked down a jumper to trim the Gamecocks' lead to 43-33 with 15:06 remaining, South Carolina outscored Western Carolina 26-10 over the next 10 minutes to pull away for the win.

Sophomore Eric Smith chipped in a career-high nine points and four assists for the Gamecocks.

Trey Sumler and Harouna Mutombo netted 11 points apiece to lead Western Carolina.

## GAME 2 - SOUTH CAROLINA 53, ELON 58 ELON, N.C. - NOV. 15, 2011

**ELON, N.C.** - The South Carolina men's basketball team (1-1) suffered a 58-53 non-conference loss at Elon (1-1) on Tuesday. Freshman forward Anthony Gill and senior Malik Cooke led the Gamecocks with nine points each.

The team's combined for 42 fouls in the game, with the Gamecocks called for 24 and Elon 18.

South Carolina shot just 31.3 percent (20-64) in the contest, including an 11.1 percent (3-27) mark from 3-point range.

Elon was led by Lucas Troutman with 16 points on 5-of-8 shooting from the field and a 6-of-6 effort from the free throw line. Freshman guard Austin Hamilton chipped in 12 points and two assists.

Back and forth play was the story of the first part of the opening half. Two Troutman free throws gave Elon a 13-10 lead with 10:52 remaining in the first half.

The teams traded layups to follow, before consecutive dunks by sophomore guard Brian Richardson followed by a jumper by sophomore guard Eric Smith gave the Gamecocks their first lead of the game at 20-19 with just over four minutes remaining before halftime.

Elon regained the lead on two Kevin Blake free throws at the 3:52 mark and the Phoenix capitalized during the final minutes of the half to hold an 11-point lead at 34-23 at the break.

South Carolina used a 15-6 run through the first eight minutes of the second half to pull within two at 40-38. Foul trouble plagued the Gamecocks during the later portion of the contest, however, as both Cooke and junior guard Lakeem Jackson fouled out of the game.

Elon held the lead for the remainder of the second half and Ryley Beaumont hit four free throws with under 30 seconds remaining to close the win for the Phoenix.

### Official Basketball Box Score -- Game Totals -- Final Statistics Western Carolina vs South Carolina 11/11/11 7 p.m. at Columbia, S.C. (Colonial Life Arena)

#### Western Carolina 50 • 0-1

#	Player		Total		3-Ptr		Rebounds					PF	TP	A	TO	Blk	Stl	Min
			FG-FA	FG-FGA	FT-FTA	Off	Def	Tot										
32	KING, Tawaski	f	2-5	0-0	0-1	1	1	2	5	4	1	1	0	1	1	0	1	29
40	ROSS, Preston	f	0-2	0-2	1-2	0	0	0	1	1	0	1	0	1	0	0	0	12
05	SUMLER, Trey	g	2-5	2-3	5-6	1	3	4	2	11	4	5	0	1	35			
22	MUTOMBO, Harouna	g	4-9	0-1	3-5	3	5	8	2	11	1	3	0	0	30			
24	BOGGS, Brandon	g	3-8	1-4	0-0	2	1	3	2	7	1	3	2	1	28			
00	TANKELEWICZ, Tom		2-5	1-2	1-2	2	2	4	1	6	0	0	0	0	1	14		
01	HALL, Kenny		0-0	0-0	0-0	0	1	1	1	0	0	0	0	0	0	4		
02	DUNFORD, Dillon		0-0	0-0	0-0	0	0	0	0	0	0	1	0	0	1			
04	COLE, Keaton		3-9	2-6	0-0	0	1	1	0	8	3	5	0	0	3	28		
25	SINCLAIR, James		1-1	0-0	0-0	0	0	0	0	2	0	0	0	0	0	3		
33	HOLLIS, Ishmael		0-1	0-0	0-0	0	1	1	2	0	0	0	0	0	1	10		
44	SMITHSON, Sam		0-2	0-0	0-0	1	0	1	1	0	0	0	2	0	6			
Team						3	1	4										
Totals			17-47	6-18	10-16	13	16	29	17	50	10	19	4	8	200			
FG % 1st Half:			9-22	40.9%	2nd half:	8-25	32.0%	Game:		17-47	36.2%	Deadball Rebounds						
3FG % 1st Half:			2-8	25.0%	2nd half:	4-10	40.0%	Game:		6-18	33.3%	3,1						
FT % 1st Half:			5-9	55.6%	2nd half:	5-7	71.4%	Game:		10-16	62.5%							

#### South Carolina 75 • 1-0

#	Player		Total		3-Ptr		Rebounds					PF	TP	A	TO	Blk	Stl	Min
			FG-FA	FG-FA	FT-FA	Off	Def	Tot										
13	GILL, Anthony	f	6-7	1-1	1-2	2	2	4	2	14	1	1	0	0	0	0	23	
15	COOKE, Malik	f	3-8	0-0	4-6	5	2	7	0	10	1	3	0	0	0	0	23	
24	HARRIS, Damontre	f	1-4	0-0	1-2	1	0	1	4	3	0	1	2	0	0	19		
30	JACKSON, Lakeem	g	2-4	0-0	1-1	2	8	10	2	5	5	0	0	3	0	21		
32	LEONARD, Damien	g	2-10	1-5	0-0	1	0	1	1	5	0	1	1	1	1	22		
01	WILLIAMS, Brenton		5-8	1-1	2-2	0	2	2	1	13	1	4	0	5	1	17		
02	RICHARDSON, Brian		2-4	1-3	0-0	1	0	1	1	5	1	0	1	1	1	19		
05	SMITH, Eric		4-6	1-2	0-2	0	0	0	0	9	4	1	0	0	0	19		
33	SLAWSON, RJ		3-4	0-0	1-2	3	0	3	3	7	1	0	0	1	0	21		
45	GEATHERS, Carlton		2-4	0-0	0-0	1	5	6	0	4	0	0	1	0	1	16		
Team						2	0	2						1				
Totals			30-59	5-12	10-17	18	19	37	14	75	14	12	5	11		200		
FG % 1st Half: 15-30			50.0%	2nd half: 15-29	51.7%	Game: 30-59			50.8%	Deadball								
3FG % 1st Half: 1-4			25.0%	2nd half: 4-8	50.0%	Game: 5-12			41.7%	Rebounds								
FT % 1st Half: 4-6			66.7%	2nd half: 6-11	54.5%	Game: 10-17			58.8%	1,2								

Officials: Mike Kitts, Brian Shey, Carlos Gonzalez  
Technical fouls: Western Carolina-None. South Carolina-None.  
Attendance: 9330  
2011-12 Season Opener

Score by periods	1st	2nd	Total
Western Carolina	25	25	50
South Carolina	35	40	75

Points	In	Off	2nd	Fast	Bench
WCU	18	15	9	10	16
SC	46	22	20	19	38

Last FG - WCU 2nd-00:33, SC 2nd-01:11.  
Largest lead - WCU by 3 1st-13:26, SC by 27 2nd-01:11.

Score tied - 5 times.  
Lead changed - 3 times.

### Official Basketball Box Score -- Game Totals -- Final Statistics South Carolina vs Elon 11/15/11 7:00 p.m. at Elon, N.C. (Alumni Gym)

#### South Carolina 53 • 1-1

#	Player		Total		3-Ptr		Rebounds						PF	TP	A	TO	Blk	Stl	Min
			FG-FA	FG-FA	FT-FA	Off	Def	Tot											
13	GILL, Anthony	f	4-5	0-0	1-3	2	7	9	4	9	0	2	1	0	28				
15	COOKE, Malik	f	3-10	1-3	2-2	2	3	5	5	9	1	0	0	0	26				
24	HARRIS, Damontre	f	2-6	0-0	4-7	6	4	10	1	8	0	1	1	2	26				
30	JACKSON, Lakeem	g	2-4	0-0	1-2	3	1	4	5	5	1	2	0	2	26				
32	LEONARD, Damien	g	2-17	1-11	2-2	2	0	2	2	7	2	0	0	2	27				
01	WILLIAMS, Brenton		1-3	1-3	0-0	0	1	1	1	3	0	1	0	0	13				
02	RICHARDSON, Brian		2-9	0-6	0-0	0	0	0	0	4	0	0	0	1	21				
05	SMITH, Eric		3-5	0-2	0-1	0	1	1	2	6	2	1	0	1	14				
33	SLAWSON, RJ		1-5	0-2	0-0	1	2	3	2	2	0	0	0	1	11				
45	GEATHERS, Carlton		0-0	0-0	0-0	0	1	1	2	0	0	0	0	0	8				
Team						2	2	4											
Totals			20-64	3-27	10-17	18	22	40	24	53	6	7	2	9	200				
FG % 1st Half: 8-32 25.0%			2nd half: 12-32 37.5%		Game: 20-64 31.3%		Deadball Rebounds 3												
3FG % 1st Half: 0-12 0.0%			2nd half: 3-15 20.0%		Game: 3-27 11.1%														
FT % 1st Half: 7-11 63.6%			2nd half: 3-6 50.0%		Game: 10-17 58.8%														

#### Elon 58 • 1-1

#	Player		Total		3-Ptr		Rebounds			PF	TP	A	TO	Blk	Stl	Min
			FG-FA	FG-FGA	FT-FTA	Off	Def	Tot								
21	BEAUMONT, Ryley	f	1-2	1-1	3-4	0	5	5	3	6	0	1	0	0	20	
31	TROUTMAN, Lucas	f	5-8	0-0	6-6	2	3	5	4	16	2	2	2	0	25	
01	SPRADLIN, Drew	g	2-5	2-4	0-0	1	4	5	1	6	2	4	0	0	25	
10	HAMILTON, Austin	g	4-7	0-1	4-8	0	3	3	2	12	2	1	0	0	32	
24	KOCH, Sebastian	g	0-5	0-4	2-2	1	2	3	2	2	1	1	0	0	27	
00	BONNEY, Josh		0-2	0-0	0-0	0	2	2	1	0	0	1	0	1	7	
11	BLAKE, Kevin		0-3	0-2	3-6	1	5	6	0	3	0	0	1	0	28	
12	DUGAS, Roger		1-1	0-0	0-0	0	0	0	0	2	0	1	0	0	5	
23	EDOMWONYI, Egeheosa		0-2	0-0	2-2	1	1	2	5	2	1	3	0	0	17	
44	ERVIN, Brett		3-5	3-4	0-0	2	4	6	0	9	1	0	0	0	14	
Team						0	1	1								
Totals			16-40	6-16	20-28	8	30	38	18	58	9	14	3	1	200	
FG % 1st Half: 8-19 42.1%			2nd half: 8-21 38.1%		Game: 16-40 40.0%		Deadball Rebounds									
3FG % 1st Half: 5-8 62.5%			2nd half: 1-8 12.5%		Game: 6-16 37.5%		2									
FT % 1st Half: 13-16 81.3%			2nd half: 7-12 58.3%		Game: 20-28 71.4%											

## GAME 3 - SOUTH CAROLINA 63, TENNESSEE STATE 64

### COLUMBIA, S.C. - NOV. 20, 2011

**COLUMBIA, S.C.** - The South Carolina Gamecocks (1-2) suffered a 64-63 defeat against Tennessee State (2-2) on Sunday night at Colonial Life Arena competing in the Continental Tire Las Vegas Invitational. Sophomore guard Eric Smith led the Gamecocks with 18 points, doubling a career high.

Tennessee State started a run as the game passed the 10-minute mark and held a 15-9 lead with just over eight minutes left in the opening half. Carolina gained new life 30 seconds later after senior Malik Cooke poked the ball free from a Tiger guard and Lakeem Jackson collected the loose ball to take it down the floor and slam home a two-handed dunk.

Tennessee State's Robert Covington would hit a 3 at the other end, but Cooke would follow with a free throw and Damien Leonard hit a 3 from the corner to pull the Gamecocks to within three points of the Tigers with 5:31 left in the stanza. Following the under-four minute media timeout, Tennessee State's Jordan Cyphers buried two 3s and added three free throws, as the Tigers took a 33-19 lead into the locker room at halftime.

Sophomore forward Damontre Harris would convert a three-point play and Smith would hit a pair of 3s from the left wing to bring the Garnet and Black scratching back in the second half. With 10:07 left, Smith drove to the hole and dished a pass to RJ Slawson who finished the possession with a layup to near the score at 49-38.

The Tigers took a timeout to halt the momentum, but the Gamecocks' run wasn't over, as right off the break solid defense set up Cooke for a mid-range jumper followed by a 3 from the wing to pull within six points of the Tiger lead with 8:46 remaining.

Following the under-eight minute media timeout, Carolina pressed the Tigers off the break and Slawson came up with a steal at mid-court to set up a deep 3 from Smith at the top of the key to pull the Gamecocks to within two points with 7:20 left on the clock.

With 3:17 remaining, Tennessee State's Wil Peters hit a 3 to push the lead to 63-56 Tigers, but Smith would respond with two more 3s to pull the lead back to two with 1:19 remaining in the contest.

A steal by Leonard gave the ball to Carolina with under a minute left. Slawson would be fouled under the basket with a chance to tie, as the score stood at 64-62 with seven seconds remaining. Slawson would hit one of the two attempts from the line, and the Tigers would miss the front end of a bonus shot from the line at the other end, but Tennessee State held on to earn the 64-63 win.

The Gamecocks held the advantage in the paint, outscoring the Tigers 24-14 and holding the rebounding advantage by a mark of 33-28.

Smith posted a career high with 18 points, while Jackson would add 12, and Cooke and Slawson contributed 10 apiece.

## GAME 4 - SOUTH CAROLINA 61, MISS VALLEY STATE 57

### COLUMBIA, S.C. - NOV. 22, 2011

**COLUMBIA, S.C.** - The South Carolina Gamecocks (2-2) rallied for a 61-57 victory over Mississippi Valley State (0-4) on Tuesday night at Colonial Life Arena competing in the second game of the Continental Tire Las Vegas Invitational. Senior forward Malik Cooke led the Gamecocks with 18 points, and freshman guard Damien Leonard scored a career-high 16 points for the Gamecocks. Freshman forward Anthony Gill corralled a game-leading seven rebounds, and redshirt freshman Carlton Geathers blocked a career high three shots.

Mississippi Valley State was led by junior guard Terrance Joyner with 22 points and senior forward Falando Jones who tallied 11 points in the contest. The Delta Devil's senior guard Cor-J Cox pulled down a game-leading seven rebounds. Senior center Paul Crosby and freshman guard Luca Pajkovic added six boards for MVSU.

After giving up the first basket to Mississippi Valley State, the Gamecocks went on a 23-7 run to start the game. Leonard led the charge during the Gamecocks' surge with 12 points on a 4-of-5 performance from behind the arc. The run gave the Gamecocks a 14-point lead, their largest of the game, at the 8:16 mark in the first half.

Mississippi Valley State found a rhythm and went on a run of their own. The Delta Devils outscored the Gamecocks 14 to 5 over the last 6:59 of the first half to pull within four points at the break. Geathers blocked Amos Studivant's jumper in the lane that would have tied the game at 28. Cooke was fouled on the subsequent rebound and knocked down two free throws with 21 seconds left in the half to give the Gamecocks a 30-26 advantage at the break.

Mississippi Valley State took the lead early coming out of the locker room on back-to-back transition layups to begin the second half by Kevin Burwell and Terrance Joyner. Joyner drew sophomore forward Damontre Harris' third foul and converted a three-point play that gave the Delta Devils a 31-30 lead, their first lead of the game since the opening basket.

South Carolina, who had begun to chip away at the MVSU lead since the 6:36 mark in the second half, then began a feverish comeback that was ignited by the Gamecocks defense. Sophomore forward R.J. Slawson stole the ball at midcourt due to the South Carolina press. Sophomore guard Eric Smith drained a three-pointer, which was assisted by Slawson on a crossover pass, to cut the lead to five at 48-53 with 3:19 remaining. South Carolina continued to apply the press and forced another turnover, which resulted in two Leonard free throws to bring the Gamecocks to within three. A third consecutive steal, this time on an inbounds pass created a Leonard fast break layup to cut the MVSU lead to one at 52-53.

Gill drew a charge on Crosby to give the Gamecocks a chance to take the lead. Slawson drained a jumper with just 2:00 minutes remaining to take the lead at 54-53. Cooke put back a Slawson miss to extend the Gamecocks' lead to three. Cooke collected a loose ball and hit two free throws to make the score 58-53 with 55.7 to go in the game.

The Delta Devils cut the Gamecocks' lead to one at a score of 58-57 on shots by Cox and freshman guard Brent Arrington with just 24 seconds remaining, but Cooke extended the Gamecock lead to 61-57 on two trips to the line.

### Official Basketball Box Score -- Game Totals -- Final Statistics

#### Tennessee State vs South Carolina

#### 11/20/11 6 p.m. at Columbia, S.C. (Colonial Life Arena)

#### Tennessee State 64 • 2-2

#	Player	Total		3-Ptr		Rebounds			PF	TP	A	TO	Blk	Stl	Min
		FG-FGA	FG-FGA	FT-FTA	FT-FTA	Off	Def	Tot							
31	MOORE, Kenny	f	2-7	0-3	3-6	0	4	4	2	7	2	1	0	1	22
33	COVINGTON, Robert	f	5-12	3-7	3-4	1	8	9	2	16	3	1	0	1	37
34	RHETT, M.J.	f	0-1	0-0	0-0	0	2	2	4	0	1	1	0	1	15
02	MILLER, Patrick	g	4-8	1-1	2-5	0	1	1	3	11	6	2	0	3	32
10	PETERS, Wil	g	3-7	2-5	0-0	0	1	1	2	8	0	4	0	3	34
03	BUTCHER, Kharon	g	1-1	1-1	0-0	0	2	2	1	3	2	0	0	0	15
12	BAWA, Muniru	g	0-1	0-0	0-0	0	0	0	0	0	0	0	0	0	4
21	THORNTON, Kellen	g	3-3	0-0	1-2	1	1	2	5	7	1	1	0	0	18
44	GREEN, Michael	g	0-0	0-0	0-0	0	0	0	2	0	0	2	0	0	7
45	CYPHERS, Jordan	g	3-7	3-5	3-4	1	1	2	2	12	0	1	1	0	16
Team						3	2	5							
Totals			21-47	10-22	12-21	6	22	28	23	64	15	13	1	9	200

FG % 1st Half:	10-26	38.5%	2nd half:	11-21	52.4%	Game:	21-47	44.7%	Deadball Rebounds 6,2
3FG % 1st Half:	6-13	46.2%	2nd half:	4-9	44.4%	Game:	10-22	45.5%	
FT % 1st Half:	7-14	50.0%	2nd half:	5-7	71.4%	Game:	12-21	57.1%	

#### South Carolina 63 • 1-2

#	Player	Total		3-Ptr		Rebounds			PF	TP	A	TO	Blk	Stl	Min
		FG-FGA	FG-FGA	FT-FTA	FT-FTA	Off	Def	Tot							
13	GILL, Anthony	f	1-3	0-0	0-0	1	1	2	2	2	3	0	0	0	21
15	COOKE, Malik	f	4-12	1-6	1-2	1	5	6	4	10	2	4	3	2	36
24	HARRIS, Damontre	f	2-2	0-0	1-1	0	7	7	2	5	0	0	2	0	16
30	JACKSON, Lakeem	g	5-6	0-0	2-4	0	2	2	1	12	3	4	0	0	26
32	LEONARD, Damien	g	1-5	1-5	2-4	1	0	1	3	5	2	2	0	2	24
01	WILLIAMS, Brenton	g	0-1	0-1	1-2	0	0	0	0	1	0	0	0	0	2
02	RICHARDSON, Brian	g	0-8	0-5	0-0	1	0	1	3	0	2	0	0	0	16
05	SMITH, Eric	g	6-10	5-7	1-1	0	2	2	2	18	1	4	0	0	18
33	SLAWSON, RJ	g	3-7	0-2	4-6	3	3	6	3	10	0	2	1	1	28
45	GEATHERS, Carlton	g	0-1	0-0	0-0	1	1	2	1	0	0	0	1	0	13
Team						4	0	4							
Totals			22-55	7-26	12-20	12	21	33	21	63	13	16	7	5	200

FG % 1st Half:	5-22	22.7%	2nd half:	17-33	51.5%	Game:	22-55	40.0%	Deadball Rebounds 4,2
3FG % 1st Half:	1-8	12.5%	2nd half:	6-18	33.3%	Game:	7-26	26.9%	
FT % 1st Half:	8-15	53.3%	2nd half:	4-5	80.0%	Game:	12-20	60.0%	

Officials: Bill Covington Jr., Ron Tyburski, Sean Casady  
Technical fouls: Tennessee State-None. South Carolina-None.  
Attendance: 9045  
Las Vegas Invitational

Score by periods	1st	2nd	Total						
Tennessee State	33	31	64	Points	In	Off	2nd	Fast	Bench
South Carolina	19	44	63	TSU	14	14	11	6	22
				SC	24	15	9	11	29

Last FG - TSU 2nd-03:17, SC 2nd-01:19. Score tied - 0 times.  
Largest lead - TSU by 22 2nd-14:49, SC by 4 1st-16:50. Lead changed - 3 times.

### Official Basketball Box Score -- Game Totals -- Final Statistics

#### Miss. Valley State vs South Carolina

#### 11/22/11 7 p.m. at Columbia, S.C. (Colonial Life Arena)

#### Miss. Valley State 57 • 0-4

#	Player	Total		3-Ptr		Rebounds			PF	TP	A	TO	Blk	Stl	Min
		FG-FGA	FG-FGA	FT-FTA	FT-FTA	Off	Def	Tot							
12	STUDIVANT,Amos	f	1-3	0-0	1-4	0	2	2	4	3	0	1	0	0	22
23	JONES,Falando	f	3-7	1-2	4-4	0	2	2	5	11	6	1	1	3	32
32	CROSBY,Paul	c	2-7	0-1	1-1	2	4	6	3	5	0	4	2	1	32
03	JOYNER,Terrance	g	8-13	4-5	2-4	0	1	1	5	22	2	3	1	2	37
25	BURWELL,Kevin	g	2-7	1-4	0-0	1	1	2	3	5	2	3	1	0	35
05	PAJKOVIC,Luka	g	0-0	0-0	0-0	0	0	0	0	0	0	0	0	0	1
11	ARRINGTON,Brent	g	1-5	0-3	2-3	2	4	6	2	4	1	2	0	2	16
21	COX,Cor-J	g	3-7	1-2	0-0	1	7	8	2	7	0	2	1	0	25
Team						1	2	3							
Totals			20-49	7-17	10-16	7	23	30	24	57	12	14	5	8	200

FG % 1st Half:	7-24	29.2%	2nd half:	13-25	52.0%	Game:	20-49	40.8%	Deadball Rebounds 2,2
3FG % 1st Half:	4-11	36.4%	2nd half:	3-6	50.0%	Game:	7-17	41.2%	
FT % 1st Half:	8-12	66.7%	2nd half:	2-4	50.0%	Game:	10-16	62.5%	

#### South Carolina 61 • 2-2

#	Player	Total		3-Ptr		Rebounds			PF	TP	A	TO	Blk	Stl	Min
		FG-FGA	FG-FGA	FT-FTA	FT-FTA	Off	Def	Tot							
13	GILL, Anthony	f	3-6	0-0	2-3	3	5	8	3	8	1	2	0	0	29
15	COOKE, Malik	f	4-8	0-3	10-12	1	3	4	1	18	3	1	2	3	32
24	HARRIS, Damontre	f	1-3	0-0	2-2	2	1	3	2	4	0	1	1	0	19
05	SMITH, Eric	g	3-6	2-3	0-1	1	2	3	2	8	2	4	0	2	31
32	LEONARD, Damien	g	5-12	4-9	2-2	0	3	3	2	16	0	3	0	1	32
02	RICHARDSON, Brian	g	1-5	0-3	0-0	0	2	2	1	2	1	1	0	0	11
30	JACKSON, Lakeem	g	0-2	0-0	1-3	2	1	3	1	1	0	1	0	0	19
33	SLAWSON, RJ	g	2-6	0-0	0-2	1	2	3	4	4	2	0	1	1	16
45	GEATHERS, Carlton	g	0-0	0-0	0-0	0	3	3	1	0	0	0	3	0	11
Team						2	2	4							
Totals			19-48	6-18	17-25	12	24	36	17	61	9	13	7	7	200

FG % 1st Half:	10-21	47.6%	2nd half:	9-27	33.3%	Game:	19-48	39.6%	Deadball Rebounds 2,1
3FG % 1st Half:	5-10	50.0%	2nd half:	1-8	12.5%	Game:	6-18	33.3%	
FT % 1st Half:	5-10	50.0%	2nd half:	12-15	80.0%	Game:	17-25	68.0%	

Officials: Alan Spainhour, Matt Potter, Tim Haddix  
Technical fouls: Miss. Valley State-None. South Carolina-None.  
Attendance: 6723  
Las Vegas Invitational

Score by periods	1st	2nd	Total						
Miss. Valley State	26	31	57	Points	In	Off	2nd	Fast	Bench
South Carolina	30	31	61	MVSUM	18	15	3	8	11
				SC	22	17	14	13	7

Last FG - MVSUM 2nd-00:24, SC 2nd-01:19. Score tied - 3 times.  
Largest lead - MVSUM by 11 2nd-06:36, SC by 14 1st-08:16. Lead changed - 5 times.

## GAME 5 - SOUTH CAROLINA, 62, #1 NORTH CAROLINA 87 LAS VEGAS, NEV. - NOV. 25, 2011

**LAS VEGAS.** - The South Carolina men's basketball team (2-3) suffered an 87-62 loss to No. 1 North Carolina (5-0) on Friday in the Continental Tire Las Vegas Invitational, held at the Orleans Arena in Las Vegas. Sophomore forward RJ Slawson had an impressive game for South Carolina, posting career highs with 13 points, 14 rebounds and four blocks in the loss.

The Gamecocks had four reach double figures in the game, with freshman guard Damien Leonard leading the way with 15 points, followed by Slawson with 13, senior forward Malik Cooke with 12 and freshman forward Anthony Gill with 10. Slawson's 14 rebounds were a game high.

The top-ranked Tar Heels were led by Harrison Barnes with 21 points, while John Henson added 18 and P.J. Hairston tallied 19. Sophomore guard Kendall Marshall collected 14 assists and six steals.

North Carolina jumped out to a 27-10 lead midway through the first half, but sparked by Slawson's play, the Gamecocks battled back before halftime, where the Tar Heels would hold a 45-32 advantage.

Leonard hit two early 3s in the second half to pull Carolina within 11 at 51-40 with 16 minutes to go in the half.

The teams would trade buckets, but UNC would use a late run to push the final score to 87-62.

South Carolina shot 41.8 percent from the floor, hitting a season high nine 3s in the contest, paced by Leonard's season high five 3s.

## GAME 6 - SOUTH CAROLINA 60, SOUTHERN CALIFORNIA 63 LAS VEGAS, NEV. - NOV. 16, 2011

**LAS VEGAS.** - The South Carolina men's basketball team (2-4) suffered a 63-60 loss to Southern California (3-4) in the final round of the Continental Tire Las Vegas Invitational at the Orleans Arena on Saturday night in Las Vegas. Sophomore forward Damontre Harris led the Gamecocks with a season high 15 points, while the Trojans were paced by sophomore guard Maurice Jones with a game high 28 points.

Led by Harris' 15, three Gamecocks registered double-digit points, as senior forward Malik Cooke added 10 and sophomore guard Brian Richardson contributed a season high 12 points on 4-of-7 shooting from 3-point range. Harris collected a team high six rebounds. The Gamecocks were out-rebounded in the contest for the first time this season.

Jones led all scorers with 28 points, hitting a perfect 7-of-7 from beyond the arc, while adding two layups and three from the foul line. He played 39 minutes in the contest. Sophomore forward Dewayne Dedmon chipped in 15 points and junior forward Aaron Fuller led the Trojans with 10 rebounds.

A Richardson 3 gave South Carolina a 26-23 upperhand with just under four minutes remaining in the first half, but the Trojans would connect on three layups before halftime to hold a 30-26 advantage at the break.

Back-to-back layups by Harris and Cooke to open the second half knotted the score at 30-30 with 18:48 remaining.

The teams would trade baskets through the middle of the half, with neither team holding more than a five-point advantage. A 3 by Cooke with 8:39 remaining gave the Gamecocks a 48-44 edge, but Jones would bury three 3s over the next five minutes to give Southern California a 58-53 lead with 3:09 remaining.

The score stayed close during the final minutes of play. The Gamecocks found themselves down three with 43 seconds to go, but another clutch jumper by Cooke would pull Carolina within one at 60-61 with 33 seconds remaining.

A Gamecock foul would give Jones a one-and-one opportunity with 25 seconds to go. Jones scored both at the line and the Gamecocks were unable to connect on a 3 late in the set, as Southern California won 63-60.

### Official Basketball Box Score -- Game Totals -- Final Statistics SC vs NC 11/25/11 7:00pm at The Orleans

#### SC 62 • 2-3

#	Player	Total		3-Ptr		Rebounds			PF	TP	A	TO	Blk	Stl	Min
		FG-FGA	FG-FGA	FT-FTA	Off	Def	Tot								
05	SMITH, Eric	* 2-6	2-5	0-0	0	0	0	1	6	3	3	0	0	0	27
13	GILL, Anthony	* 3-7	0-0	4-6	3	3	6	5	10	2	3	0	1	23	
15	COOKE, Malik	* 4-9	2-2	2-4	2	3	5	3	12	4	3	2	2	29	
24	HARRIS, Damontre	* 0-2	0-0	0-0	2	3	5	3	0	0	0	1	1	19	
32	LEONARD, Damien	* 5-12	5-11	0-0	0	1	1	3	15	0	5	0	0	36	
02	RICHARDSON, Brian	2-6	0-4	0-0	0	3	3	4	4	2	3	0	0	19	
30	JACKSON, Lakeem	1-2	0-0	0-0	0	2	2	0	2	1	4	0	0	13	
33	SLAWSON, RJ	6-10	0-1	1-2	4	10	14	4	13	0	4	4	1	31	
45	GEATHERS, Carlton	0-1	0-0	0-0	0	2	2	2	0	0	0	0	0	3	
Team					3	2	5								
Totals		23-55	9-23	7-12	14	29	43	25	62	12	25	7	5	200	
FG % 1st Half: 12-25 48.0% 2nd half: 11-30 36.7% Game: 23-55 41.8% Deadball Rebounds 3															
3FG % 1st Half: 3-9 33.3% 2nd half: 6-14 42.9% Game: 9-23 39.1%															
FT % 1st Half: 5-9 55.6% 2nd half: 2-3 66.7% Game: 7-12 58.3%															

#### NC 87 • 5-0

#	Player	Total		3-Ptr		Rebounds			PF	TP	A	TO	Blk	Stl	Min
		FG-FGA	FG-FGA	FT-FTA	Off	Def	Tot								
01	Dexter Strickland	* 1-3	0-0	0-0	0	3	3	2	2	1	2	0	0	32	
05	Kendall Marshall	* 2-3	0-0	0-0	0	2	2	1	4	14	1	0	6	32	
31	John Henson	* 8-15	0-0	2-6	2	6	8	2	18	1	2	1	0	29	
40	Harrison Barnes	* 6-10	2-3	7-10	2	3	5	2	21	0	3	0	1	24	
44	Tyler Zeller	* 4-12	0-0	4-6	4	1	5	4	12	1	1	1	2	20	
11	Stilman White	1-1	1-1	0-0	0	0	0	0	3	1	0	0	0	3	
14	Desmond Hubert	0-0	0-0	0-0	0	0	0	0	0	0	0	0	0	1	
15	P.J. Hairston	5-8	5-8	4-6	1	1	2	1	19	0	0	0	1	15	
21	Jackson Simmons	0-0	0-0	0-0	1	0	1	0	0	0	1	0	0	1	
22	David Dupont	0-1	0-1	0-0	0	0	0	0	0	0	0	0	0	1	
24	Justin Watts	1-4	0-1	0-0	0	1	1	1	2	0	0	0	1	8	
30	Patrick Crouch	0-0	0-0	0-0	0	0	0	0	0	1	0	0	0	1	
34	Stewart Cooper	0-0	0-0	0-0	0	0	0	0	0	0	0	0	0	1	
35	Reggie Bullock	0-4	0-2	0-0	3	2	5	0	0	3	0	0	0	13	
43	James Michael McAdoo	3-6	0-0	0-2	0	1	1	2	6	0	0	1	0	19	
Team					2	0	2								
Totals		31-67	8-16	17-30	15	20	35	15	87	22	10	3	11	200	
FG % 1st Half: 16-35 45.7% 2nd half: 15-32 46.9% Game: 31-67 46.3% Deadball Rebounds 5															
3FG % 1st Half: 3-7 42.9% 2nd half: 5-9 55.6% Game: 8-16 50.0%															
FT % 1st Half: 10-15 66.7% 2nd half: 7-15 46.7% Game: 17-30 56.7%															
Officials: Oneli, Stigliano, Schnur															
Technical fouls: SC-RICHARDSON, Brian; COOKE, Malik. NC-None.															
Attendance:															
Score by periods		1st	2nd	Total											
SC		32	30	62											
NC		45	42	87											
					Points	In	Off	2nd	Fast	Bench					
					SC	20	8	16	0	19					
					NC	44	28	16	16	30					

Last FG - SC 2nd-00:30, NC 2nd-00:52.  
Largest lead - SC None, NC by 27 2nd-00:52.  
Score tied - 0 times.  
Lead changed - 0 times.

### Official Basketball Box Score -- Game Totals -- Final Statistics Southern Cal vs South Carolina 11/26/11 4:30pm at The Orleans

#### Southern Cal 63 • 3-4

#	Player	Total		3-Ptr		Rebounds			PF	TP	A	TO	Blk	Stl	Min
		FG-FGA	FG-FGA	FT-FTA	Off	Def	Tot								
02	ALLEN, G	* 1-4	0-3	0-0	0	1	1	1	2	3	0	0	0	32	
10	Jones, Maurice	* 9-15	7-7	3-5	0	1	1	2	28	2	3	0	2	39	
14	DEDMON, D	* 6-8	0-0	3-3	5	3	8	3	15	0	2	1	3	35	
21	Fuller, Aaron	* 2-6	0-0	2-4	6	4	10	2	6	2	2	0	1	35	
25	WESLEY, B	* 4-7	0-0	0-0	1	1	2	3	8	0	2	0	0	35	
03	Moore, Alexis	0-2	0-0	0-0	0	1	1	1	0	0	1	0	0	13	
24	Munoz, Daniel	0-1	0-0	0-0	1	0	1	0	0	0	0	0	0	0	
31	Błaszczyk, James	0-1	0-0	0-0	0	2	2	0	0	0	0	0	0	5	
33	JACKSON, G	2-4	0-1	0-0	0	1	1	1	4	0	0	0	0	6	
Team					1	0	1								
Totals		24-48	7-11	8-12	14	14	28	13	63	7	10	1	6	200	
FG % 1st Half: 12-28 42.9% 2nd half: 12-20 60.0% Game: 24-48 50.0% Deadball Rebounds 2															
3FG % 1st Half: 2-5 40.0% 2nd half: 5-6 83.3% Game: 7-11 63.6%															
FT % 1st Half: 4-6 66.7% 2nd half: 4-6 66.7% Game: 8-12 66.7%															

#### South Carolina 60 • 2-4

#	Player	Total		3-Ptr	Rebounds					PF	TP	A	TO	Blk	Stl	Min
		FG-FGA	FG-FGA	FT-FTA	Off	Def	Tot									
05	SMITH, Eric	* 1-1	1-1	0-0	0	0	0	4	3	1	3	0	1	20		
13	GILL, Anthony	* 2-3	0-0	3-3	2	0	2	2	7	2	0	0	2	18		
15	COOKE, Malik	* 4-5	1-2	1-1	0	2	2	2	10	0	3	0	1	30		
24	HARRIS, Damontre	* 7-11	0-0	1-1	3	3	6	1	15	0	0	2	0	30		
32	LEONARD, Damien	* 0-6	0-4	0-0	0	0	0	2	0	0	1	0	0	23		
02	RICHARDSON, Brian	4-9	4-7	0-0	0	2	2	2	12	1	2	0	0	27		
30	JACKSON, Lakeem	1-1	0-0	2-2	0	1	1	1	4	4	3	1	0	20		
33	SLAWSON, RJ	3-6	2-3	1-1	0	3	3	1	9	2	1	1	0	29		
45	GEATHERS, Carlton	0-0	0-0	0-0	0	0	0	1	0	0	0	0	0	3		
Team					1	1	2									
Totals		22-42	8-17	8-8	6	12	18	16	60	10	13	4	4	200		
FG % 1st Half: 10-22 45.5% 2nd half: 12-20 60.0% Game: 22-42 52.4%																Deadball Rebounds 0
3FG % 1st Half: 4-10 40.0% 2nd half: 4-7 57.1% Game: 8-17 47.1%																
FT % 1st Half: 2-2 100.0% 2nd half: 6-6 100.0% Game: 8-8 100.0%																

## GAME 7 - SOUTH CAROLINA 67, PROVIDENCE 76

### COLUMBIA, S.C. - DEC. 1, 2011

**COLUMBIA, S.C.** - Despite a late rally, South Carolina (2-5) could not overcome a 14-point deficit and suffered a 76-67 defeat to Providence (6-2) at Colonial Life Arena on Thursday night as a part of the Big East/SEC Challenge. Senior forward Malik Cooke led the Gamecock offense, shooting 8-of-12 from the field and scoring a season-high 21 points. Sophomore guard Eric Smith also added 16 points.

Sophomore forward R.J. Slawson's eight rebounds paced South Carolina in holding a 40-34 advantage in the rebounding category, and freshman forward Carlton Geathers tied a career-high with three blocks on the night.

The Friars found themselves with a 15-8 lead as the game crossed the 11:00 mark in the first half, but a 3-point basket from Cooke from the top of the key and a tough layup brought the Gamecocks to within two at the halfway point of the first half. Providence would maintain the lead though near the end of the half and went into the break leading the game 34-27.

Carolina would fight back in the second half with a 7-0 run started by a Lakeem Jackson dunk with 11:50 left to play. Cooke would follow with two free throws and sophomore guard Brian Richardson capped off the run with a three-point play to make the game 51-47 Friars with 8:58 left to go.

Providence answered with a pair of free throws by Gerard Coleman and staved off the Gamecock rally to open their lead back up to 10 with five and a half minutes left.

South Carolina staged a late comeback as Cooke hit his third 3 of the night and sophomore Bruce Ellington finished off an acrobatic layup with 3:34 remaining. Cooke would hit another jumper to cut the Friar lead to seven, but Providence would answer with solid free throw shooting to close out the game.

## GAME 8 - SOUTH CAROLINA 58, CLEMSON 55

### CLEMSON, S.C. - DEC. 4, 2011

**CLEMSON, S.C.** - Malik Cooke hit two free throws with 6.7 seconds remaining to seal a 58-55 South Carolina victory over Clemson on Sunday at Littlejohn Coliseum. The Gamecocks improve to 3-5 on the year, while Clemson falls to 4-3. The victory was South Carolina's first at Clemson since the 2003 campaign, while it was Carolina's second straight victory over the Tigers.

Sophomore forward Damontre Harris contributed 10 points, six rebounds and a career-high five blocks to pace the Gamecocks, and Cooke sealed the win with two free throws in the final seven seconds en route to six points, eight rebounds and four steals in the game. In just his second game back with the basketball team, sophomore guard Bruce Ellington contributed nine points, including two key free throws with 13 seconds remaining.

Both teams traded baskets to start the contest before Clemson extended its lead to 22-16 with 8:31 remaining in the opening half. Sophomore guard Eric Smith responded for Carolina with a driving layup, but Clemson's Andre Young connected on a 3 for a 25-18 Tiger advantage with 5:44 on the clock.

Both team's had their offensive chances the remainder of the half. Young hit a layup, and a 3 by Tanner Smith pushed the Tiger lead to 35-25 with just seconds remaining before halftime, but Ellington stepped to the 3-point line and hit a jumper with 1.9 seconds on the clock to pull the Gamecocks within seven at the break, 35-28.

Both teams started slow on the offensive end to open the second half. Junior forward Lakeem Jackson hit a bank shot with 18:42 on the clock and Cooke connected on a jumper 30 seconds later, as the Tiger lead was just three points at the 16-minute mark.

A putback by Harris with 4:36 on the clock knotted the score at 47-47, before a layup by freshman forward Anthony Gill with just over three minutes remaining gave the Gamecocks a 49-47 advantage.

Clemson responded to tie the score at 49 before Gill gave the Gamecocks a 52-49 advantage on a 3 from the wing with 1:19 on the clock.

Clemson's Devin Booker made two free throws to pull within one at 52-51 with 58.1 on the clock, before Smith hit a crucial shot for the Gamecocks, connecting on a jumper assisted by Ellington with 25.9 seconds remaining, pushing the Carolina advantage to 54-51.

Ellington and Cooke both connected on free throw opportunities down the stretch, and Clemson's Smith was unable to tie the score on three free throw attempts, as the Gamecock earned the 58-55 victory.

### Official Basketball Box Score -- Game Totals -- Final Statistics

#### Providence College vs South Carolina

#### 12/1/11 7 p.m. at Columbia, S.C. (Colonial Life Arena)

#### Providence College 76 • 6-2

##	Player	Total		3-Ptr		Rebounds			PF	TP	A TO Blk			Stl	Min
		FG-FGA	FG-FGA	FT-FTA	Off Def Tot										
23	HENTON, LaDontae	f	6-9	3-3	3-3	3	5	8	1	18	2	2	0	0	40-
34	GIPLAYE, Ron	f	0-2	0-0	1-2	0	3	3	3	1	0	0	2	0	13
01	COLEMAN, Gerard	g	4-9	0-1	10-13	0	4	4	0	18	4	3	0	1	40
11	COTTON, Bryce	g	3-8	2-4	5-5	2	4	6	2	13	4	3	0	1	39
32	COUNCIL, Vincent	g	7-14	1-3	1-2	0	0	0	2	16	6	5	1	2	39
13	KOFANE, Brice		0-1	0-0	0-0	0	2	2	1	0	0	0	0	0	5
21	GOLDSBROUGH, Lee		0-0	0-0	0-0	0	0	0	0	0	0	0	0	0	2
42	DIXON, Bilal		4-7	0-0	2-2	2	5	7	1	10	0	2	7	0	22
Team						0	4	4							
Totals			24-50	6-11	22-27	7	27	34	10	76	16	15	10	4	200
FG % 1st Half: 13-28 46.4% 2nd half: 11-22 50.0% Game: 24-50 48.0%															
3FG % 1st Half: 3-5 60.0% 2nd half: 3-6 50.0% Game: 6-11 54.5%															
FT % 1st Half: 5-7 71.4% 2nd half: 17-20 85.0% Game: 22-27 81.5%															
Deadball Rebounds 2															

#### South Carolina 67 • 2-5

##	Player	Total		3-Ptr		Rebounds			PF	TP	A TO Blk			Stl	Min
		FG-FGA	FG-FGA	FT-FTA	Off Def Tot										
13	GILL, Anthony	f	3-6	0-0	1-1	2	1	3	0	7	2	1	0	0	17
15	COOKE, Malik	f	8-12	3-5	2-2	2	1	3	2	21	3	4	2	4	33
24	HARRIS, Damontre	f	0-1	0-0	0-0	1	1	2	1	0	0	0	1	0	15
05	SMITH, Eric	g	6-13	3-8	1-2	1	2	3	2	16	1	0	0	2	28
32	LEONARD, Damien	g	0-5	0-5	0-0	0	2	2	1	0	0	1	0	0	9
02	RICHARDSON, Brian		2-12	0-6	1-1	2	2	4	3	5	0	0	0	0	17
23	ELLINGTON, Bruce		3-11	0-4	0-0	1	1	2	3	6	1	2	0	0	27
30	JACKSON, Lakeem		2-4	0-1	0-0	5	1	6	2	4	1	2	0	1	24
33	SLAWSON, RJ		2-8	0-1	4-4	4	4	8	4	8	1	2	1	2	22
45	GEATHERS, Carlton		0-0	0-0	0-0	0	3	3	1	0	0	1	3	0	8
Team						2	2	4							
Totals			26-72	6-30	9-10	20	20	40	19	67	9	13	7	9	200
FG % 1st Half: 12-39 30.8% 2nd half: 14-33 42.4% Game: 26-72 36.1%															
3FG % 1st Half: 2-14 14.3% 2nd half: 4-16 25.0% Game: 6-30 20.0%															
FT % 1st Half: 1-2 50.0% 2nd half: 8-8 100.0% Game: 9-10 90.0%															
Deadball Rebounds 1															

Officials: Doug Simrons, Karl Hess, Mike Roberts  
Technical fouls: Providence College-None. South Carolina-None.  
Attendance: 7476  
Big East/SEC Challenge

Score by periods	1st	2nd	Total
Providence College	34	42	76
South Carolina	27	40	67

Last FG - PC 2nd-01:36, SC 2nd-00:35.  
Largest lead - PC by 14 2nd-04:04, SC by 2 1st-19:09.

Score tied - 1 time.  
Lead changed - 1 time.

### Official Basketball Box Score -- Game Totals -- Final Statistics

#### South Carolina vs Clemson

#### 12/4/11 3:30 PM at Clemson, SC (Littlejohn Coliseum)

#### South Carolina 58 • 3-5

##	Player	Total		3-Ptr		Rebounds			PF	TP	A TO Blk			Stl	Min
		FG-FGA	FG-FGA	FT-FTA	Off Def Tot										
13	GILL, Anthony	f	3-7	2-3	2-4	0	6	6	4	10	0	0	0	0	24
15	COOKE, Malik	f	2-10	0-2	2-4	5	3	8	2	6	1	1	0	4	35
24	HARRIS, Damontre	f	4-9	0-0	2-2	3	3	6	2	10	0	1	5	1	35
30	JACKSON, Lakeem	f	4-5	0-1	0-1	1	3	4	1	8	2	2	0	0	25
05	SMITH, Eric	g	2-3	0-1	0-0	0	2	2	2	4	3	1	0	0	22
02	RICHARDSON, Brian		3-4	2-3	1-2	1	2	3	0	9	0	0	0	0	22
23	ELLINGTON, Bruce		2-8	1-4	4-4	0	0	0	3	9	2	2	0	1	23
32	LEONARD, Damien		1-3	0-1	0-0	0	0	0	0	2	0	0	0	0	5
33	SLAWSON, RJ		0-0	0-0	0-0	0	1	1	2	0	0	0	0	0	6
45	GEATHERS, Carlton		0-1	0-0	0-0	0	0	0	0	0	0	0	0	0	3
Team						0	3	3							
Totals			21-50	5-15	11-17	10	23	33	16	58	8	8	5	6	200
FG % 1st Half: 12-26 46.2% 2nd half: 9-24 37.5% Game: 21-50 42.0%															
3FG % 1st Half: 4-10 40.0% 2nd half: 1-5 20.0% Game: 5-15 33.3%															
FT % 1st Half: 0-0 0.0% 2nd half: 11-17 64.7% Game: 11-17 64.7%															
Deadball Rebounds 3															

#### Clemson 55 • 4-3

##	Player	Total		3-Ptr		Rebounds			PF	TP	A TO Blk			Stl	Min
		FG-FGA	FG-FGA	FT-FTA	Off Def Tot										
24	Jennings, Milton	f	3-8	0-1	1-2	2	2	4	1	7	1	5	0	0	31
31	Booker, Devin	f	2-7	0-0	2-2	4	5	9	2	6	2	2	0	1	31
04	Hall, Rod	g	2-2	1-1	1-2	0	0	0	5	6	3	0	0	0	34
05	Smith, Tanner	g	2-7	2-5	6-7	0	6	6	1	12	5	0	0	1	36
11	Young, Andre	g	3-11	2-9	0-0	2	5	7	1	8	2	0	0	0	35
01	Sapp, T.J.		1-3	0-1	0-0	0	0	0	1	2	0	1	0	1	12
10	Baciu, Catalin		4-4	0-0	2-3	1	2	3	2	10	0	0	1	0	9
21	Narcisse, Bryan		2-8	0-1	0-0	2	0	2	1	4	0	2	0	0	8
22	Sullivan, Bernard		0-0	0-0	0-0	0	1	1	0	0	0	0	0	0	2
32	McDaniels, K.J.		0-0	0-0	0-0	0	0	0	0	0	0	0	0	0	2
Team						0	1	1							
Totals			19-50	5-18	12-16	11	22	33	15	55	13	11	1	3	200
FG % 1st Half: 12-26 46.2% 2nd half: 7-24 29.2% Game: 19-50 38.0%															
3FG % 1st Half: 5-11 45.5% 2nd half: 0-7 0.0% Game: 5-18 27.8%															
FT % 1st Half: 6-9 66.7% 2nd half: 6-7 85.7% Game: 12-16 75.0%															
Deadball Rebounds 1															

Officials: Roger Ayers, Tony Greene, Gary Maxwell  
Technical fouls: South Carolina-None. Clemson-None.  
Attendance: 7238

Score by periods	1st	2nd	Total
South Carolina	28	30	58
Clemson	35	20	55

Last FG - SC 2nd-00:29, CU 2nd-00:17.  
Largest lead - SC by 5 1st-17:48, CU by 10 1st-00:24.

Score tied - 4 times.  
Lead changed - 8 times.





## #15 - MALIK COOKE

**R-SENIOR - FORWARD**

**6'5 - 215 - 3 LETTERS**

**CHARLOTTE, N.C. - CHRIST SCHOOL/NEVADA**

### COOKE'S CAREER HIGHS

#### POINTS

22, vs. Tennessee (Feb. 16, 2011)

#### FIELD GOALS

8, twice, last vs. Providence (Dec. 1, 2011)

#### FIELD GOAL ATTEMPTS

15, at Michigan State (Nov. 16, 2010)

#### 3-POINT FIELD GOALS

3, 3 times, last vs. Providence (Dec. 1, 2011)

#### 3-POINT FIELD GOAL ATTEMPTS

7, at Michigan State (Nov. 16, 2010)

#### FREE THROWS

10, vs. Miss. Valley State (Nov. 22, 2011)

#### FREE THROW ATTEMPTS

12, vs. Miss. Valley State (Nov. 22, 2011)

#### REBOUNDS

13, vs. Vanderbilt (Jan. 8, 2011)

#### ASSISTS

5, twice, last vs. Sonoma State (12/9/08)

#### BLOCKS

3, vs. Tenn. State (Nov. 20, 2011)

#### STEALS

6, twice, last vs. Utah State (3/14/09)

#### MINUTES PLAYED

36, twice, last vs. Tenn. State (Nov. 20, 2011)

### COOKE'S SEASON HIGHS

#### POINTS

21, vs. Providence (Dec. 1, 2011)

#### FIELD GOALS

8, vs. Providence (Dec. 1, 2011)

#### FIELD GOAL ATTEMPTS

12, twice, last vs. Providence (Dec. 1, 2011)

#### 3-POINT FIELD GOALS

3, vs. Providence (Dec. 1, 2011)

#### 3-POINT FIELD GOAL ATTEMPTS

6, vs. Tenn. State (Nov. 20, 2011)

#### FREE THROWS

10, vs. Miss. Valley State (Nov. 22, 2011)

#### FREE THROW ATTEMPTS

12, vs. Miss. Valley State (Nov. 22, 2011)

#### REBOUNDS

8, at Clemson (Dec. 4, 2011)

#### ASSISTS

4, vs. North Carolina (Nov. 25, 2011)

#### BLOCKS

3, vs. Tenn. State (Nov. 20, 2011)

#### STEALS

4, twice, last at Clemson (Dec. 4, 2011)

#### MINUTES PLAYED

36, vs. Tenn. State (Nov. 20, 2011)

### 2011-12

Opponent	Date	GS	Min	FG-FGA	Pct	3FG-FGA	Pct	FT-FTA	Pct	Off	Def	Tot	Avg	PF	FO	A	TO	Blk	Stl	Pts	Avg
Western Carolina	Nov. 11	*	23	3-8	.375	0-0	.000	4-6	.667	5	2	7	7.0	0	0	1	3	0	0	10	10.0
at Elon	Nov. 15	*	26	3-10	.333	1-3	.333	2-2	.750	2	3	5	6.0	5	0	1	0	0	0	9	9.5
Tenn State	Nov. 20	*	36	4-12	.333	1-6	.222	1-2	.700	1	5	6	6.0	4	0	2	4	3	2	10	9.7
Miss Valley State	Nov. 22	*	32	4-8	.368	0-3	.167	10-12	.773	1	3	4	5.5	1	0	3	1	2	3	18	11.8
UNC	Nov. 25	*	29	4-9	.383	2-2	.286	2-4	.731	2	3	5	5.4	3	0	4	3	2	2	12	11.8
So. California	Nov. 26	*	30	4-5	.426	1-2	.313	1-1	.741	0	2	2	4.8	2	0	0	3	0	1	10	11.5
Providence	Dec. 1	*	33	8-12	.469	3-5	.381	2-2	.759	2	1	3	4.6	2	0	3	4	2	4	21	12.9
at Clemson	Dec. 4	*	35	2-10	.432	0-2	.348	2-4	.727	5	3	8	5.0	2	0	1	1	0	4	6	12.0
Presbyterian	Dec. 13																				
Ohio State	Dec. 17																				
SE Louisiana	Dec. 21																				
Wofford	Dec. 28																				
USC Upstate	Dec. 31																				
SC State	Jan. 3																				
at Kentucky	Jan. 7																				
Vanderbilt	Jan. 10																				
Florida	Jan. 14																				
at Auburn	Jan. 21																				
Alabama	Jan. 25																				
at Ole Miss	Jan. 28																				
at Florida	Feb. 2																				
Kentucky	Feb. 4																				
at Tennessee	Feb. 8																				
at Arkansas	Feb. 11																				
Georgia	Feb. 15																				
LSU	Feb. 18																				
at Vanderbilt	Feb. 22																				
Tennessee	Feb. 25																				
Mississippi State	Feb. 29																				
at Georgia	March 3																				

### SEASON NOTES

Played a team-high 23 minutes in season opener vs. Western Carolina (Nov. 11), scoring 10 points ... Matched teammate Anthony Gill for a team high nine points in loss at Elon (Nov. 15) ... Posted 10 points, six rebounds, two assists, a career high three blocks and two steals vs. Tennessee State (Nov. 20) ... Also matched career high with 36 minutes vs. the Tigers ... Posted a season high 18 points in win against Mississippi Valley State (Nov. 22) ... Also had career highs with 10 free throws made and 12 attempted against the Delta Devils ... Tallied 12 points and team highs with four assists and two steals vs. #1 North Carolina (Nov. 25) ... Posted 10 points, two rebounds and one steal vs. Southern Cal (Nov. 26) ... Led Gamecocks in scoring with 21 points vs. Providence (Dec. 1), also posted team highs with three assists and four steals vs. the Friars ... Was solid in road win at Clemson (Dec. 4), posting six points, eight rebounds and four steals ... Hit two free throws with 6.7 seconds remaining on the clock vs. the Tigers to seal win ...

### CAREER STATISTICS

Season	GP-GS	Min	Avg	FG	FGA	Pct	3FG	3FGA	Pct	FT	FTA	Pct	Off	Def	Tot	Avg	PF	FO	Ast	TO	Blk	Stl	Pts	Avg
2007-08*	33-1	377	11.4	26	54	.481	2	12	.167	25	38	.658	32	64	96	2.9	39	0	17	24	13	12	79	2.4
2008-09*	34-34	934	27.5	116	218	.532	13	29	.448	83	114	.728	95	117	212	6.2	82	1	29	46	20	62	328	9.6
2010-11	30-17	773	25.8	99	221	.448	14	47	.298	71	89	.798	87	104	191	6.4	86	4	21	48	16	44	283	9.4
2011-12	8-8	244	30.5	32	74	.432	8	23	.348	24	33	.727	18	22	40	5.0	19	1	15	19	9	16	96	12.0
<b>Total</b>	<b>105-60</b>	<b>2328</b>	<b>22.2</b>	<b>273</b>	<b>567</b>	<b>.481</b>	<b>37</b>	<b>111</b>	<b>.333</b>	<b>203</b>	<b>274</b>	<b>.740</b>	<b>232</b>	<b>307</b>	<b>539</b>	<b>5.1</b>	<b>226</b>	<b>6</b>	<b>82</b>	<b>137</b>	<b>58</b>	<b>134</b>	<b>786</b>	<b>7.5</b>

\* at Nevada

### CAREER SEC STATISTICS

Season	GP-GS	Min	Avg	FG	FGA	Pct	3FG	3FGA	Pct	FT	FTA	Pct	Off	Def	Tot	Avg	PF	FO	Ast	TO	Blk	Stl	Pts	Avg
2011	16-0	260	16.3	15	49	.306	6	24	.250	13	17	.765	6	7	13	0.8	18	0	23	15	0	4	49	3.1



#30 - LAKEEM JACKSON

JUNIOR - FORWARD  
6'5 - 238 - 2 LETTERS  
CHARLOTTE, N.C. - CHRIST SCHOOL

**JACKSON'S CAREER HIGHS**

**POINTS**  
19 vs. Baylor (1/2/10)

**FIELD GOALS**  
9 vs. Baylor (1/2/10)

**FIELD GOAL ATTEMPTS**  
17 vs. Baylor (1/2/10)

**3-POINT FIELD GOALS**  
1, three times, last vs. Vanderbilt (Jan. 8, 2011)

**3-POINT FIELD GOAL ATTEMPTS**  
4 Alabama A&M (11/13/09)

**FREE THROWS**  
5 vs. Furman (12/21/09)

**FREE THROW ATTEMPTS**  
9, twice, last vs. Baylor (1/2/10)

**REBOUNDS**  
14 vs. Alabama (3/11/10)

**ASSISTS**  
7, at Vanderbilt (Feb. 5, 2011)

**BLOCKS**  
3 vs. Baylor (1/2/10)

**STEALS**  
6 vs. Baylor (1/2/10)

**MINUTES PLAYED**  
44, vs. WKU (Nov. 27, 2010)

**JACKSON'S SEASON HIGHS**

**POINTS**  
12, vs. Tenn. State (Nov. 20, 2011)

**FIELD GOALS**  
5, vs. Tenn. State (Nov. 20, 2011)

**FIELD GOAL ATTEMPTS**  
6, vs. Tenn. State (Nov. 20, 2011)

**3-POINT FIELD GOALS**  
-

**3-POINT FIELD GOAL ATTEMPTS**  
1, twice, last at Clemson (Dec. 4, 2011)

**FREE THROWS**  
2, twice, last vs. Southern Cal (Nov. 26, 2011)

**FREE THROW ATTEMPTS**  
4, vs. Tenn. State (Nov. 20, 2011)

**REBOUNDS**  
10, vs. Western Carolina (Nov. 11, 2011)

**ASSISTS**  
5, vs. Western Carolina (Nov. 11, 2011)

**BLOCKS**  
1, vs. Southern Cal (Nov. 26, 2011)

**STEALS**  
3, vs. Western Carolina (Nov. 11, 2011)

**MINUTES PLAYED**  
26, twice, last vs. Tenn. State (Nov. 20, 2011)

2011-12

Opponent	Date	GS	Min	FG-FGA	Pct	3FG-FGA	Pct	FT-FTA	Pct	Off	Def	Tot	Avg	PF	FO	A	TO	Blk	Stl	Pts	Avg
Western Carolina	Nov. 11	*	21	2-4	.500	0-0	.000	1-1	1.000	2	8	10	10.0	2	0	5	0	0	3	5	5.0
at Elon	Nov. 15	*	26	2-4	.500	0-0	.000	1-2	.667	3	1	4	7.0	5	1	1	2	0	2	5	5.0
Tenn State	Nov. 20	*	26	5-6	.643	0-0	.000	2-4	.571	0	2	2	5.3	1	0	3	4	0	0	12	7.3
Miss Valley State	Nov. 22		19	0-2	.563	0-0	.000	1-3	.500	2	1	3	4.8	1	0	0	1	0	0	1	5.8
UNC	Nov. 25		13	1-2	.556	0-0	.000	0-0	.500	0	2	2	4.2	0	0	1	4	0	0	2	5.0
So. California	Nov. 26		20	1-1	.579	0-0	.000	2-2	.583	0	1	1	3.7	1	0	4	3	1	0	4	4.8
Providence	Dec. 1		24	2-4	.565	0-1	.000	0-0	.583	5	1	6	4.0	2	0	1	2	0	1	4	4.7
at Clemson	Dec. 4	*	25	4-5	.607	0-1	.000	0-1	.538	1	3	4	4.0	1	0	2	2	0	0	8	5.1
Presbyterian	Dec. 13																				
Ohio State	Dec. 17																				
SE Louisiana	Dec. 21																				
Wofford	Dec. 28																				
USC Upstate	Dec. 31																				
SC State	Jan. 3																				
at Kentucky	Jan. 7																				
Vanderbilt	Jan. 10																				
Florida	Jan. 14																				
at Auburn	Jan. 21																				
Alabama	Jan. 25																				
at Ole Miss	Jan. 28																				
at Florida	Feb. 2																				
Kentucky	Feb. 4																				
at Tennessee	Feb. 8																				
at Arkansas	Feb. 11																				
Georgia	Feb. 15																				
LSU	Feb. 18																				
at Vanderbilt	Feb. 22																				
Tennessee	Feb. 25																				
Mississippi State	Feb. 29																				
at Georgia	March 3																				

**SEASON NOTES**


Dished five assists, committing zero turnovers, while grabbing a game-best 10 rebounds in season opener win over Western Carolina (Nov. 11) ... Posted five points and collected two steals vs. Elon (Nov. 15) ... Tallied first double-figure scoring game of the season with 12 points on 5-of-6 shooting from the floor and two free throws vs. Tennessee State (Nov. 20) ... Added two points and one assist vs. #1 North Carolina (Nov. 25) ... Dished four assists vs. Southern Cal (Nov. 26) ... Contributed four points and six rebounds in 24 minutes vs. Providence (Dec. 1) ... Tallied eight points and dished two assists in victory at Clemson (Dec. 4) ...

CAREER STATISTICS

Season	GP-GS	Min	Avg	FG	FGA	Pct	3FG	3FGA	Pct	FT	FTA	Pct	Off	Def	Tot	Avg	PF	FO	Ast	TO	Blk	Stl	Pts	Avg
2009-10	31-30	827	26.7	104	206	.505	0	8	.000	16	59	.271	63	91	154	5.0	66	0	59	35	19	47	224	7.2
2010-11	26-25	731	28.1	87	182	.478	3	10	.300	26	62	.419	71	75	146	5.6	40	0	66	46	5	24	203	7.8
2011-12	8-4	174	21.8	17	28	.607	0	2	.000	7	13	.538	13	19	32	4.0	13	1	17	18	1	6	41	5.1
Totals	65-59	1732	26.6	208	416	.500	3	20	.150	49	134	.365	147	185	332	5.1	119	1	142	99	25	77	468	7.2

CAREER SEC STATISTICS

Season	GP-GS	Min	Avg	FG	FGA	Pct	3FG	3FGA	Pct	FT	FTA	Pct	Off	Def	Tot	Avg	PF	FO	Ast	TO	Blk	Stl	Pts	Avg
2010	16-15	454	28.4	54	101	.535	0	0	.000	3	22	.136	33	48	81	5.1	41	0	32	19	5	21	111	6.9
2011	12-11	335	27.9	33	74	.446	1	3	.333	6	2	.273	30	28	58	4.8	17	0	25	22	1	4	73	6.1
Totals	28-26	789	28.2	87	175	.497	1	3	.333	9	24	.375	63	76	139	5.0	58	0	57	41	6	25	184	6.6



## #23 - BRUCE ELLINGTON

**SOPHOMORE - GUARD**

**5'9 - 197 - 1 LETTER**

**MONCKS CORNER, S.C. - BERKELEY**

### ELLINGTON'S CAREER HIGHS

#### POINTS

31, at Furman (Dec. 22, 2010)

#### FIELD GOALS

11, at Furman (Dec. 22, 2010)

#### FIELD GOAL ATTEMPTS

23, at Furman (Dec. 22, 2010)

#### 3-POINT FIELD GOALS

6, twice, last vs. Vanderbilt (Jan. 8, 2011)

#### 3-POINT FIELD GOAL ATTEMPTS

13, twice, last vs. Tennessee (Feb. 16, 2011)

#### FREE THROWS

7, vs. Arkansas (Jan. 19, 2011)

#### FREE THROW ATTEMPTS

11, vs. Arkansas (Jan. 19, 2011)

#### REBOUNDS

8, vs. WKU (Nov. 27, 2010)

#### ASSISTS

8, vs. WKU (Nov. 27, 2010)

#### BLOCKS

-

#### STEALS

4, at Michigan State (Nov. 16, 2010)

#### MINUTES PLAYED

46, vs. WKU (Nov. 27, 2010)

### ELLINGTON'S SEASON HIGHS

#### POINTS

9, at Clemson (Dec. 4, 2011)

#### FIELD GOALS

3, vs. Providence (Dec. 1, 2011)

#### FIELD GOAL ATTEMPTS

11, vs. Providence (Dec. 1, 2011)

#### 3-POINT FIELD GOALS

1, at Clemson (Dec. 4, 2011)

#### 3-POINT FIELD GOAL ATTEMPTS

4, twice, last at Clemson (Dec. 4, 2011)

#### FREE THROWS

4, at Clemson (Dec. 4, 2011)

#### FREE THROW ATTEMPTS

4, at Clemson (Dec. 4, 2011)

#### REBOUNDS

2, vs. Providence (Dec. 1, 2011)

#### ASSISTS

2, at Clemson (Dec. 4, 2011)

#### BLOCKS

-

#### STEALS

1, at Clemson (Dec. 4, 2011)

#### MINUTES PLAYED

27, vs. Providence (Dec. 1, 2011)

### 2011-12

Opponent	Date	GS	Min	FG-FGA	Pct	3FG-FGA	Pct	FT-FTA	Pct	Off	Def	Tot	Avg	PF	FO	A	TO	Blk	Stl	Pts	Avg
Western Carolina	Nov. 11	-	-	-	-	-	-	DNP - Football	-	-	-	-	-	-	-	-	-	-	-	-	-
at Elon	Nov. 15	-	-	-	-	-	-	DNP - Football	-	-	-	-	-	-	-	-	-	-	-	-	-
Tenn State	Nov. 20	-	-	-	-	-	-	DNP - Football	-	-	-	-	-	-	-	-	-	-	-	-	-
Miss Valley State	Nov. 22	-	-	-	-	-	-	DNP - Football	-	-	-	-	-	-	-	-	-	-	-	-	-
UNC	Nov. 25	-	-	-	-	-	-	DNP - Football	-	-	-	-	-	-	-	-	-	-	-	-	-
So. California	Nov. 26	-	-	-	-	-	-	DNP - Football	-	-	-	-	-	-	-	-	-	-	-	-	-
Providence	Dec. 1	27	3-11	.273	0-4	.000	0-0	.000	1	1	2	2.0	3	0	1	2	0	0	6	6.0	
at Clemson	Dec. 4	23	2-8	.263	1-4	.125	4-4	1.000	0	0	0	1.0	3	0	2	2	0	1	9	7.5	
Presbyterian	Dec. 13																				
Ohio State	Dec. 17																				
SE Louisiana	Dec. 21																				
Wofford	Dec. 28																				
USC Upstate	Dec. 31																				
SC State	Jan. 3																				
at Kentucky	Jan. 7																				
Vanderbilt	Jan. 10																				
Florida	Jan. 14																				
at Auburn	Jan. 21																				
Alabama	Jan. 25																				
at Ole Miss	Jan. 28																				
at Florida	Feb. 2																				
Kentucky	Feb. 4																				
at Tennessee	Feb. 8																				
at Arkansas	Feb. 11																				
Georgia	Feb. 15																				
LSU	Feb. 18																				
at Vanderbilt	Feb. 22																				
Tennessee	Feb. 25																				
Mississippi State	Feb. 29																				
at Georgia	March 3																				

### SEASON NOTES

Returned to South Carolina basketball team on Monday, Nov. 28, after competing with the Gamecock football team, where he posted two touchdowns on the year ... In first game of the season vs. Providence (Dec. 1), tallied six points and one assist in 27 minutes off the bench ... Tallied nine points, including the game-winning free throw, in 58-55 victory at Clemson (Dec. 4) ...

### CAREER STATISTICS

Season	GP-GS	Min	Avg	FG	FGA	Pct	3FG	3FGA	Pct	FT	FTA	Pct	Off	Def	Tot	Avg	PF	FO	Ast	TO	Blk	Stl	Pts	Avg
2010-11	30-30	928	30.9	138	423	.326	61	198	.308	47	74	.635	25	75	100	3.3	75	0	97	87	0	31	384	12.8
2011-12	2-0	50	25.0	5	19	.263	1	8	.125	4	4	1.000	1	1	2	1.0	6	0	3	4	0	1	15	7.5
<b>Totals</b>	<b>32-30</b>	<b>978</b>	<b>30.6</b>	<b>143</b>	<b>442</b>	<b>.323</b>	<b>62</b>	<b>206</b>	<b>.300</b>	<b>51</b>	<b>78</b>	<b>.653</b>	<b>26</b>	<b>76</b>	<b>102</b>	<b>3.2</b>	<b>81</b>	<b>0</b>	<b>100</b>	<b>91</b>	<b>0</b>	<b>32</b>	<b>399</b>	<b>12.5</b>

### CAREER SEC STATISTICS

Season	GP-GS	Min	Avg	FG	FGA	Pct	3FG	3FGA	Pct	FT	FTA	Pct	Off	Def	Tot	Avg	PF	FO	Ast	TO	Blk	Stl	Pts	Avg
2011	16-16	500	31.3	69	237	.291	31	122	.254	23	35	.657	18	32	50	31	41	0	42	43	0	14	192	12.0



## #24 - DAMONTRE HARRIS

**SOPHOMORE - FORWARD**

**6'9 - 226 - 1 LETTER**

**FAYETTEVILLE, N.C. - TRINITY CHRISTIAN**

### HARRIS' CAREER HIGHS

#### POINTS

15, vs. Southern Cal (Nov. 26, 2011)

#### FIELD GOALS

7, vs. Southern Cal (Nov. 26, 2011)

#### FIELD GOAL ATTEMPTS

11, vs. Southern Cal (Nov. 26, 2011)

#### 3-POINT FIELD GOALS

-

#### 3-POINT FIELD GOAL ATTEMPTS

1, twice, last vs. Tennessee (March 3, 2011)

#### FREE THROWS

4, vs. Elon (Nov. 15, 2011)

#### FREE THROW ATTEMPTS

7, vs. Elon (Nov. 15, 2011)

#### REBOUNDS

10, twice, last vs. vs. Elon (Nov. 15, 2011)

#### ASSISTS

3, vs. Ole Miss (March 10, 2011)

#### BLOCKS

5, twice, last at Clemson (Dec. 4, 2011)

#### STEALS

2, three times, last vs. Elon (Nov. 15, 2011)

#### MINUTES PLAYED

35, at Clemson (Dec. 4, 2011)

### HARRIS' SEASON HIGHS

#### POINTS

15, vs. Southern Cal (Nov. 26, 2011)

#### FIELD GOALS

7, vs. Southern Cal (Nov. 26, 2011)

#### FIELD GOAL ATTEMPTS

11, vs. Southern Cal (Nov. 26, 2011)

#### 3-POINT FIELD GOALS

-

#### 3-POINT FIELD GOAL ATTEMPTS

-

#### FREE THROWS

4, vs. Elon (Nov. 15, 2011)

#### FREE THROW ATTEMPTS

7, vs. Elon (Nov. 15, 2011)

#### REBOUNDS

10, vs. Elon (Nov. 15, 2011)

#### ASSISTS

-

#### BLOCKS

5, at Clemson (Dec. 4, 2011)

#### STEALS

2, vs. Elon (Nov. 15, 2011)

#### MINUTES PLAYED

35, at Clemson (Dec. 4, 2011)

### 2011-12

Opponent	Date	GS	Min	FG-FGA	Pct	3FG-FGA	Pct	FT-FTA	Pct	Off	Def	Tot	Avg	PF	FO	A	TO	Blk	Stl	Pts	Avg
Western Carolina	Nov. 11	*	19	1-4	.250	0-0	.000	1-2	.500	1	0	1	1.0	4	0	0	1	2	0	3	3.0
at Elon	Nov. 15	*	26	2-4	.300	0-0	.000	4-7	.556	6	4	10	5.5	1	0	0	1	1	2	8	5.5
Tenn State	Nov. 20	*	16	2-2	.417	0-0	.000	1-1	.600	0	7	7	6.0	2	0	0	0	2	0	5	5.3
Miss Valley State	Nov. 22	*	19	1-3	.400	0-0	.000	2-2	.667	2	1	3	5.3	2	0	0	1	1	0	4	5.0
UNC	Nov. 25	*	19	0-2	.353	0-0	.000	0-0	.667	2	3	5	5.2	3	0	0	0	1	1	0	4.0
So. California	Nov. 26	*	30	7-11	.464	0-0	.000	1-1	.692	3	3	6	5.3	1	0	0	0	2	0	15	5.8
Providence	Dec. 1	*	15	0-1	.448	0-0	.000	0-0	.692	1	1	2	4.9	1	0	0	0	1	0	0	5.0
at Clemson	Dec. 4	*	35	4-9	.447	0-0	.000	2-2	.733	3	3	6	5.0	2	0	0	1	5	1	10	5.6
Presbyterian	Dec. 13																				
Ohio State	Dec. 17																				
SE Louisiana	Dec. 21																				
Wofford	Dec. 28																				
USC Upstate	Dec. 31																				
SC State	Jan. 3																				
at Kentucky	Jan. 7																				
Vanderbilt	Jan. 10																				
Florida	Jan. 14																				
at Auburn	Jan. 21																				
Alabama	Jan. 25																				
at Ole Miss	Jan. 28																				
at Florida	Feb. 2																				
Kentucky	Feb. 4																				
at Tennessee	Feb. 8																				
at Arkansas	Feb. 11																				
Georgia	Feb. 15																				
LSU	Feb. 18																				
at Vanderbilt	Feb. 22																				
Tennessee	Feb. 25																				
Mississippi State	Feb. 29																				
at Georgia	March 3																				

### SEASON NOTES

Blocked two shots in season opener vs. Western Carolina (Nov. 11), but collected just one rebound and tallied three points ... Just two points away from first-career double-double with eight points and 10 rebounds vs. Elon (Nov. 15) ... Collected seven rebounds in just 16 minutes vs. Tennessee State (Nov. 20) ... Went 2-for-2 from the line against Mississippi Valley State (Nov. 22) and collected three rebounds with one block ... Collected five rebounds vs. #1 North Carolina (Nov. 25) ... Tallied a career high 15 points on 7-of-11 shooting from the field vs. Southern Cal (Nov. 26) ... One block vs. Providence (Dec. 1) ... Matched career high with five blocks, in a career high 35 minutes, while adding 10 points in win at Clemson (Dec. 4) ...


### CAREER STATISTICS

Season	GP-GS	Min	Avg	FG	FGA	Pct	3FG	3FGA	Pct	FT	FTA	Pct	Off	Def	Tot	Avg	PF	FO	Ast	TO	Blk	Stl	Pts	Avg
2010-11	29-19	491	16.9	47	82	.573	0	2	.000	13	22	.591	48	56	104	3.6	61	1	13	21	26	14	107	3.7
2011-12	8-8	179	22.4	17	38	.447	0	0	.000	11	15	.733	18	22	40	5.0	16	0	0	4	15	4	45	5.6
<b>Totals</b>	<b>37-27</b>	<b>670</b>	<b>18.1</b>	<b>64</b>	<b>120</b>	<b>.533</b>	<b>0</b>	<b>2</b>	<b>.000</b>	<b>24</b>	<b>37</b>	<b>.648</b>	<b>66</b>	<b>78</b>	<b>144</b>	<b>3.9</b>	<b>77</b>	<b>1</b>	<b>13</b>	<b>25</b>	<b>41</b>	<b>18</b>	<b>152</b>	<b>4.1</b>

### CAREER SEC STATISTICS

Season	GP-GS	Min	Avg	FG	FGA	Pct	3FG	3FGA	Pct	FT	FTA	Pct	Off	Def	Tot	Avg	PF	FO	Ast	TO	Blk	Stl	Pts	Avg
2011	16-15	293	18.3	28	49	.571	0	2	.000	7	10	.700	28	27	55	3.4	40	1	6	9	12	9	63	3.9





## #2 - BRIAN RICHARDSON

**SOPHOMORE - GUARD**

**6'4 - 171 - 1 LETTER**

**WILSON, N.C. - GREENFIELD SCHOOL**

### RICHARDSON'S CAREER HIGHS

#### POINTS

17, vs. SC State (Jan. 4, 2011)

#### FIELD GOALS

6, vs. SC State (Jan. 4, 2011)

#### FIELD GOAL ATTEMPTS

12, vs. Providence (Dec. 1, 2011)

#### 3-POINT FIELD GOALS

5, vs. SC State (Jan. 4, 2011)

#### 3-POINT FIELD GOAL ATTEMPTS

9, 3 times, last vs. Southern Cal (Nov. 26, 2011)

#### FREE THROWS

7, vs. Delaware State (12/1/10)

#### FREE THROW ATTEMPTS

8, vs. Delaware State (12/1/10)

#### REBOUNDS

5, vs. USC Upstate (Nov. 23, 2010)

#### ASSISTS

3, twice, last vs. Delaware State (12/1/10)

#### BLOCKS

1, 7 times, last vs. West. Carolina (Nov. 11, 2011)

#### STEALS

2, four times, last vs. Florida (Feb. 9, 2011)

#### MINUTES PLAYED

33, at Furman (Dec. 22, 2010)

### RICHARDSON'S SEASON HIGHS

#### POINTS

12, vs. Southern Cal (Nov. 26, 2011)

#### FIELD GOALS

4, vs. Southern Cal (Nov. 26, 2011)

#### FIELD GOAL ATTEMPTS

12, vs. Providence (Dec. 1, 2011)

#### 3-POINT FIELD GOALS

4, vs. Southern Cal (Nov. 26, 2011)

#### 3-POINT FIELD GOAL ATTEMPTS

9, vs. Southern Cal (Nov. 26, 2011)

#### FREE THROWS

1, twice, last at Clemson (Dec. 4, 2011)

#### FREE THROW ATTEMPTS

2, at Clemson (Dec. 4, 2011)

#### REBOUNDS

4, vs. Providence (Dec. 1, 2011)

#### ASSISTS

2, twice, last vs. North Carolina (Nov. 25, 2011)

#### BLOCKS

1, vs. Western Carolina (Nov. 11, 2011)

#### STEALS

1, last vs. Elon (Nov. 15, 2011)

#### MINUTES PLAYED

27, vs. Southern Cal (Nov. 26, 2011)

### 2011-12

Opponent	Date	GS	Min	FG-FGA	Pct	3FG-FGA	Pct	FT-FTA	Pct	Off	Def	Tot	Avg	PF	FO	A	TO	Blk	Stl	Pts	Avg
Western Carolina	Nov. 11	19	2-4	.500	1-3	.333	0-0	.000	1	0	1	1.0	1	0	1	0	1	1	5	5.0	
at Elon	Nov. 15	21	2-9	.308	0-6	.111	0-0	.000	0	0	0	0.5	0	0	0	0	1	4	4.5		
Tenn State	Nov. 20	16	0-8	.190	0-5	.071	0-0	.000	1	0	1	0.7	3	0	2	0	0	0	0	3.0	
Miss Valley State	Nov. 22	11	1-5	.192	0-3	.059	0-0	.000	0	2	2	1.0	1	0	1	1	0	0	2	2.8	
UNC	Nov. 25	19	2-6	.219	0-4	.048	0-0	.000	0	3	3	1.4	4	0	2	3	0	0	4	3.0	
So. California	Nov. 26	27	4-9	.268	4-7	.179	0-0	.000	0	2	2	1.5	2	0	1	2	0	0	12	4.5	
Providence	Dec. 1	17	2-12	.245	0-6	.147	1-1	1.000	2	2	4	1.9	3	0	0	0	0	0	5	4.6	
at Clemson	Dec. 4	20	3-4	.281	2-3	.189	1-2	.667	1	2	3	2.0	0	0	0	0	0	0	9	5.1	
Presbyterian	Dec. 13																				
Ohio State	Dec. 17																				
SE Louisiana	Dec. 21																				
Wofford	Dec. 28																				
USC Upstate	Dec. 31																				
SC State	Jan. 3																				
at Kentucky	Jan. 7																				
Vanderbilt	Jan. 10																				
Florida	Jan. 14																				
at Auburn	Jan. 21																				
Alabama	Jan. 25																				
at Ole Miss	Jan. 28																				
at Florida	Feb. 2																				
Kentucky	Feb. 4																				
at Tennessee	Feb. 8																				
at Arkansas	Feb. 11																				
Georgia	Feb. 15																				
LSU	Feb. 18																				
at Vanderbilt	Feb. 22																				
Tennessee	Feb. 25																				
Mississippi State	Feb. 29																				
at Georgia	March 3																				

### SEASON NOTES

Was solid in season opener win over Western Carolina (Nov. 11), posting five points, dishing one assist, one block and one steal ... Struggled from the floor vs. Elon (Nov. 15), hitting 2-of-9 attempts overall ... Dished two assists vs. Tennessee State (Nov. 20) ... Grabbed two rebounds and scored two points in 11 minutes against Mississippi Valley State (Nov. 22) ... Tallied four points and dished two assists vs. #1 North Carolina (Nov. 25) ... Breakout game with 12 points on 4-of-7 shooting vs. Southern Cal (Nov. 26) ... Tallied five points and collected four rebounds vs. Providence (Dec. 1) ... Solid in win at Clemson (Dec. 4), providing nine points and three rebounds ...

### CAREER STATISTICS

Season	GP-GS	Min	Avg	FG	FGA	Pct	3FG	3FGA	Pct	FT	FTA	Pct	Off	Def	Tot	Avg	PF	FO	Ast	TO	Blk	Stl	Pts	Avg
2010-11	30-24	582	19.4	53	158	.335	41	122	.336	30	44	.682	5	43	48	1.6	57	1	16	29	6	20	177	5.9
2011-12	8-0	152	19.0	16	57	.281	7	37	.189	2	3	.667	5	11	16	2.0	14	0	7	6	1	2	41	5.1
<b>Totals</b>	<b>38-24</b>	<b>734</b>	<b>19.3</b>	<b>69</b>	<b>215</b>	<b>.320</b>	<b>48</b>	<b>159</b>	<b>.301</b>	<b>32</b>	<b>47</b>	<b>.680</b>	<b>10</b>	<b>54</b>	<b>64</b>	<b>1.7</b>	<b>71</b>	<b>1</b>	<b>23</b>	<b>35</b>	<b>7</b>	<b>22</b>	<b>218</b>	<b>5.7</b>

### CAREER SEC STATISTICS

Season	GP-GS	Min	Avg	FG	FGA	Pct	3FG	3FGA	Pct	FT	FTA	Pct	Off	Def	Tot	Avg	PF	FO	Ast	TO	Blk	Stl	Pts	Avg
2011	16-11	258	16.1	19	68	.276	16	50	.320	10	18	.556	4	18	22	1.4	31	1	3	15	3	11	64	4.0



## #33 - RJ SLAWSON

**SOPHOMORE - FORWARD**

**6'8 - 207 - 1 LETTER**

**CHARLESTON, S.C. - FORT DORCHESTER**

### SLAWSON'S CAREER HIGHS

#### POINTS

13, vs. North Carolina (Nov. 25, 2011)

#### FIELD GOALS

6, vs. North Carolina (Nov. 25, 2011)

#### FIELD GOAL ATTEMPTS

10, vs. North Carolina (Nov. 25, 2011)

#### 3-POINT FIELD GOALS

2, twice, last vs. Southern Cal (Nov. 26, 2011)

#### 3-POINT FIELD GOAL ATTEMPTS

3, twice, last vs. Southern Cal (Nov. 26, 2011)

#### FREE THROWS

4, 3 times, last vs. Providence (Dec. 1, 2011)

#### FREE THROW ATTEMPTS

6, vs. Tenn. State (Nov. 20, 2011)

#### REBOUNDS

14, vs. North Carolina (Nov. 25, 2011)

#### ASSISTS

2, 3 times, last vs. Southern Cal (Nov. 26, 2011)

#### BLOCKS

4, vs. North Carolina (Nov. 25, 2011)

#### STEALS

2, vs. Providence (Dec. 1, 2011)

#### MINUTES PLAYED

31, vs. North Carolina (Nov. 25, 2011)

### SLAWSON'S SEASON HIGHS

#### POINTS

13, vs. North Carolina (Nov. 25, 2011)

#### FIELD GOALS

6, vs. North Carolina (Nov. 25, 2011)

#### FIELD GOAL ATTEMPTS

10, vs. North Carolina (Nov. 25, 2011)

#### 3-POINT FIELD GOALS

2, vs. Southern Cal (Nov. 26, 2011)

#### 3-POINT FIELD GOAL ATTEMPTS

3, vs. Southern Cal (Nov. 26, 2011)

#### FREE THROWS

4, twice, last vs. Providence (Dec. 1, 2011)

#### FREE THROW ATTEMPTS

6, vs. Tenn. State (Nov. 20, 2011)

#### REBOUNDS

14, vs. North Carolina (Nov. 25, 2011)

#### ASSISTS

2, twice, last vs. Southern Cal (Nov. 26, 2011)

#### BLOCKS

4, vs. North Carolina (Nov. 25, 2011)

#### STEALS

2, vs. Providence (Dec. 1, 2011)

#### MINUTES PLAYED

31, vs. North Carolina (Nov. 25, 2011)

### 2011-12

Opponent	Date	GS	Min	FG-FGA	Pct	3FG-FGA	Pct	FT-FTA	Pct	Off	Def	Tot	Avg	PF	FO	A	TO	Blk	Stl	Pts	Avg
Western Carolina	Nov. 11	21	3-4	.750	0-0	.000	1-2	.500	3	0	3	3.0	3	0	1	0	0	1	7	7.0	
at Elon	Nov. 15	11	1-5	.444	0-2	.000	0-0	.500	1	2	3	3.0	2	0	0	0	0	1	2	4.5	
Tenn State	Nov. 20	28	2-7	.438	0-2	.000	4-6	.625	3	3	6	4.0	3	0	0	2	1	1	10	6.3	
Miss Valley State	Nov. 22	16	2-6	.409	0-0	.000	0-2	.500	1	2	3	3.8	4	0	2	0	1	1	4	5.8	
UNC	Nov. 25	31	6-10	.600	0-1	.000	1-2	.500	4	10	14	5.8	4	0	0	4	4	1	13	7.2	
So. California	Nov. 26	29	3-6	.474	2-3	.250	1-1	.538	0	3	3	5.3	1	0	2	1	1	0	9	7.5	
Providence	Dec. 1	22	2-8	.435	0-1	.222	4-4	.647	4	4	8	5.7	4	0	1	2	1	2	8	7.6	
at Clemson	Dec. 4	6	0-0	.435	0-0	.222	0-0	.647	0	1	1	5.1	2	0	0	0	0	0	0	6.6	
Presbyterian	Dec. 13																				
Ohio State	Dec. 17																				
SE Louisiana	Dec. 21																				
Wofford	Dec. 28																				
USC Upstate	Dec. 31																				
SC State	Jan. 3																				
at Kentucky	Jan. 7																				
Vanderbilt	Jan. 10																				
Florida	Jan. 14																				
at Auburn	Jan. 21																				
Alabama	Jan. 25																				
at Ole Miss	Jan. 28																				
at Florida	Feb. 2																				
Kentucky	Feb. 4																				
at Tennessee	Feb. 8																				
at Arkansas	Feb. 11																				
Georgia	Feb. 15																				
LSU	Feb. 18																				
at Vanderbilt	Feb. 22																				
Tennessee	Feb. 25																				
Mississippi State	Feb. 29																				
at Georgia	March 3																				

### SEASON NOTES

Was 3-of-4 from the floor with seven points in season opener vs. Western Carolina (Nov. 11) ... Tallied two points vs. Elon (Nov. 15) ... Posted or matched several career highs with 10 points, including a 4-of-6 effort from the charity stripe, while playing a career high 28 minutes vs. Tennessee State (Nov. 20) ... Tied his career highs with two assists, one block and one steal vs. Mississippi Valley State (Nov. 22) ... Posted a career night vs. #1 North Carolina (Nov. 25), posting career highs with 13 points, 14 rebounds and four blocks ... Named to the Las Vegas Invitational All-Tournament team after finishing tournament play with nine points vs. Southern Cal (Nov. 26) ... Collected a team best eight rebounds vs. Providence (Dec. 1) ... Suffered from right foot strain following Providence contest, however, was available for contest at Clemson (Dec. 4) ...

### CAREER STATISTICS

Season	GP-GS	Min	Avg	FG	FGA	Pct	3FG	3FGA	Pct	FT	FTA	Pct	Off	Def	Tot	Avg	PF	FO	Ast	TO	Blk	Stl	Pts	Avg
2010-11	28-0	252	9.0	24	58	.414	6	19	.316	9	11	.818	22	37	59	2.1	40	1	4	14	5	7	63	2.3
2011-12	8-0	164	20.5	20	46	.435	2	9	.222	11	17	.647	16	25	41	5.1	23	0	6	9	8	7	53	6.6
<b>Totals</b>	<b>36-0</b>	<b>416</b>	<b>11.5</b>	<b>44</b>	<b>104</b>	<b>.423</b>	<b>8</b>	<b>28</b>	<b>.285</b>	<b>20</b>	<b>28</b>	<b>.714</b>	<b>38</b>	<b>62</b>	<b>100</b>	<b>2.8</b>	<b>63</b>	<b>1</b>	<b>10</b>	<b>23</b>	<b>13</b>	<b>14</b>	<b>116</b>	<b>3.2</b>

### CAREER SEC STATISTICS

Season	GP-GS	Min	Avg	FG	FGA	Pct	3FG	3FGA	Pct	FT	FTA	Pct	Off	Def	Tot	Avg	PF	FO	Ast	TO	Blk	Stl	Pts	Avg
2011	15-0	153	10.2	11	32	.344	4	11	.364	4	4	1.000	11	20	31	2.1	27	1	0	4	2	4	30	2.0



## #5 - ERIC SMITH

**SOPHOMORE - GUARD**

**5'11 - 210 - 1 LETTER**

**MULLINS, S.C. - CHRIST SCHOOL**

### SMITH'S CAREER HIGHS

#### POINTS

18, vs. Tenn. State (Nov. 20, 2011)

#### FIELD GOALS

6, twice, last vs. Providence (Dec. 1, 2011)

#### FIELD GOAL ATTEMPTS

13, vs. Providence (Dec. 1, 2011)

#### 3-POINT FIELD GOALS

5, vs. Tenn. State (Nov. 20, 2011)

#### 3-POINT FIELD GOAL ATTEMPTS

8, vs. Providence (Dec. 1, 2011)

#### FREE THROWS

3, vs. Kentucky (Jan. 22, 2011)

#### FREE THROW ATTEMPTS

4, vs. Radford (Nov. 19, 2010)

#### REBOUNDS

3, 5 times, vs. Providence (Dec. 1, 2011)

#### ASSISTS

7, vs. Ole Miss (Feb. 22, 2011)

#### BLOCKS

-

#### STEALS

2, 3 times, last vs. Providence (Dec. 1, 2011)

#### MINUTES PLAYED

31, vs. Miss. Valley State (Nov. 2, 2011)

### SMITH'S SEASON HIGHS

#### POINTS

18, vs. Tenn. State (Nov. 20, 2011)

#### FIELD GOALS

6, twice, last vs. Providence (Dec. 1, 2011)

#### FIELD GOAL ATTEMPTS

13, vs. Providence (Dec. 1, 2011)

#### 3-POINT FIELD GOALS

5, vs. Tenn. State (Nov. 20, 2011)

#### 3-POINT FIELD GOAL ATTEMPTS

8, vs. Providence (Dec. 1, 2011)

#### FREE THROWS

1, twice, last vs. Providence (Dec. 1, 2011)

#### FREE THROW ATTEMPTS

2, twice, last vs. Providence (Dec. 1, 2011)

#### REBOUNDS

3, twice, last vs. Providence (Dec. 1, 2011)

#### ASSISTS

4, vs. Western Carolina (Nov. 11, 2011)

#### BLOCKS

-

#### STEALS

2, twice, last vs. Providence (Dec. 1, 2011)

#### MINUTES PLAYED

31, vs. Miss. Valley State (Nov. 2, 2011)

### 2011-12

Opponent	Date	GS	Min	FG-FGA	Pct	3FG-FGA	Pct	FT-FTA	Pct	Off	Def	Tot	Avg	PF	FO	A	TO	Blk	Stl	Pts	Avg
Western Carolina	Nov. 11		19	4-6	.667	1-2	.500	0-2	.000	0	0	0	0.0	0	0	4	1	0	0	9	9.0
at Elon	Nov. 15		14	3-5	.636	0-2	.250	0-1	.000	0	1	1	0.5	2	0	2	1	0	1	6	7.5
Tenn State	Nov. 20		18	6-10	.619	5-7	.545	1-1	.250	0	2	2	1.0	2	0	1	4	0	0	18	11.0
Miss Valley State	Nov. 22	*	31	3-6	.593	2-3	.572	0-1	.200	1	2	3	1.5	2	0	2	4	0	2	8	10.3
UNC	Nov. 25	*	27	2-6	.545	2-5	.526	0-0	.200	0	0	0	1.2	1	0	3	3	0	0	6	9.4
So. California	Nov. 26	*	20	1-1	.559	1-1	.550	0-0	.200	0	0	0	1.0	4	0	1	3	0	1	3	8.3
Providence	Dec. 1	*	28	6-13	.532	3-8	.500	1-2	.286	1	2	3	1.3	2	0	1	0	0	2	16	9.4
at Clemson	Dec. 4	*	22	2-3	.540	0-1	.483	0-0	.286	0	2	2	1.4	2	0	3	1	0	0	4	8.8
Presbyterian	Dec. 13																				
Ohio State	Dec. 17																				
SE Louisiana	Dec. 21																				
Wofford	Dec. 28																				
USC Upstate	Dec. 31																				
SC State	Jan. 3																				
at Kentucky	Jan. 7																				
Vanderbilt	Jan. 10																				
Florida	Jan. 14																				
at Auburn	Jan. 21																				
Alabama	Jan. 25																				
at Ole Miss	Jan. 28																				
at Florida	Feb. 2																				
Kentucky	Feb. 4																				
at Tennessee	Feb. 8																				
at Arkansas	Feb. 11																				
Georgia	Feb. 15																				
LSU	Feb. 18																				
at Vanderbilt	Feb. 22																				
Tennessee	Feb. 25																				
Mississippi State	Feb. 29																				
at Georgia	March 3																				

### SEASON NOTES

Dished four assists with just one turnover, while adding a career high nine points in season opener vs. Western Carolina (Nov. 11) ... Dished two assists and added six points at Elon (Nov. 15) ... Doubled career high with 18 points on 6-of-10 shooting, including a 5-of-7 mark from 3-point range vs. Tennessee State (Nov. 20) ... Earned first career start against Mississippi Valley State (Nov. 22), posting eight points while getting career highs with three rebounds, two steals and 31 minutes played ... Collected three assists vs. #1 North Carolina (Nov. 25) ... Was solid in contest vs. Providence (Dec. 1), scoring 16 points, hitting 6-of-13 attempts from the field ... Hit crucial show with 25.9 seconds remaining in Clemson contest (Dec. 4), which pushed the Carolina lead to three points ... Dished three assists vs. the Tigers ...

### CAREER STATISTICS

Season	GP-GS	Min	Avg	FG	FGA	Pct	3FG	3FGA	Pct	FT	FTA	Pct	Off	Def	Tot	Avg	PF	FO	Ast	TO	Blk	Stl	Pts	Avg
2010-11	28-0	371	13.3	20	66	3.3	8	35	.229	20	32	.625	6	16	22	0.8	29	0	42	25	0	6	68	2.4
2011-12	8-5	179	22.4	27	50	.540	14	29	.483	2	7	.286	2	9	11	1.4	15	0	17	17	0	6	70	8.8
<b>Totals</b>	<b>36-5</b>	<b>550</b>	<b>15.3</b>	<b>47</b>	<b>116</b>	<b>.405</b>	<b>22</b>	<b>64</b>	<b>.343</b>	<b>22</b>	<b>39</b>	<b>.564</b>	<b>8</b>	<b>25</b>	<b>33</b>	<b>0.9</b>	<b>44</b>	<b>0</b>	<b>59</b>	<b>42</b>	<b>0</b>	<b>12</b>	<b>138</b>	<b>3.8</b>

### CAREER SEC STATISTICS

Season	GP-GS	Min	Avg	FG	FGA	Pct	3FG	3FGA	Pct	FT	FTA	Pct	Off	Def	Tot	Avg	PF	FO	Ast	TO	Blk	Stl	Pts	Avg
2011	16-0	260	16.3	15	49	.306	6	24	.250	13	17	.765	6	7	13	0.8	18	0	23	15	0	4	49	3.1



## #45 - CARLTON GEATHERS

R-FRESHMAN - FORWARD

6'10 - 250 - HS

GEORGETOWN, S.C. - CARVERS BAY

### GEATHERS' SEASON HIGHS

#### POINTS

4, vs. Western Carolina (Nov. 11, 2011)

#### FIELD GOALS

2, vs. Western Carolina (Nov. 11, 2011)

#### FIELD GOAL ATTEMPTS

4, vs. Western Carolina (Nov. 11, 2011)

#### 3-POINT FIELD GOALS

-

#### 3-POINT FIELD GOAL ATTEMPTS

-

#### FREE THROWS

-

#### FREE THROW ATTEMPTS

-

#### REBOUNDS

6, vs. Western Carolina (Nov. 11, 2011)

#### ASSISTS

-

#### BLOCKS

3, twice, last vs. Providence (Dec. 1, 2011)

#### STEALS

-

#### MINUTES PLAYED

16, vs. Western Carolina (Nov. 11, 2011)

### 2011-12

Opponent	Date	GS	Min	FG-FGA	Pct	3FG-FGA	Pct	FT-FTA	Pct	Off	Def	Tot	Avg	PF	FO	A	TO	Blk	Stl	Pts	Avg
Western Carolina	Nov. 11	16	2-4	.500	0-0	.000	0-0	.000	1	5	6	6.0	0	0	0	0	1	0	4	4.0	
at Elon	Nov. 15	8	0-0	.500	0-0	.000	0-0	.000	0	1	1	3.5	2	0	0	0	0	0	0	2.0	
Tenn State	Nov. 20	13	0-1	.400	0-0	.000	0-0	.000	1	1	2	3.0	1	0	0	0	1	0	0	1.3	
Miss Valley State	Nov. 22	11	0-0	.000	0-0	.000	0-0	.000	0	3	3	3.0	1	0	0	0	3	0	0	1.0	
UNC	Nov. 25	3	0-1	.333	0-0	.000	0-0	.000	0	2	2	2.8	2	0	0	0	0	0	0	0.8	
So. California	Nov. 26	3	0-0	.333	0-0	.000	0-0	.000	0	0	0	2.3	1	0	0	0	0	0	0	0.7	
Providence	Dec. 1	8	0-0	.333	0-0	.000	0-0	.000	0	3	3	2.4	1	0	0	1	3	0	0	0.6	
at Clemson	Dec. 4	3	0-1	.286	0-0	.000	0-0	.000	0	0	0	2.1	0	0	0	0	0	0	0	0.5	
Presbyterian	Dec. 13																				
Ohio State	Dec. 17																				
SE Louisiana	Dec. 21																				
Wofford	Dec. 28																				
USC Upstate	Dec. 31																				
SC State	Jan. 3																				
at Kentucky	Jan. 7																				
Vanderbilt	Jan. 10																				
Florida	Jan. 14																				
at Auburn	Jan. 21																				
Alabama	Jan. 25																				
at Ole Miss	Jan. 28																				
at Florida	Feb. 2																				
Kentucky	Feb. 4																				
at Tennessee	Feb. 8																				
at Arkansas	Feb. 11																				
Georgia	Feb. 15																				
LSU	Feb. 18																				
at Vanderbilt	Feb. 22																				
Tennessee	Feb. 25																				
Mississippi State	Feb. 29																				
at Georgia	March 3																				

### SEASON NOTES

In first career contest, collected six rebounds and tallied four points in season opener vs. Western Carolina (Nov. 11) ... Saw action vs. Elon (Nov. 15), collecting one rebound ... Earned a block vs. Tennessee State (Nov. 20) ... Swatted a game-high and career high three blocks against Mississippi Valley State (Nov. 22) ... Blocked three shots vs. Providence (Dec. 1), matching a season high ...

### CAREER STATISTICS

Season	GP-GS	Min	Avg	FG	FGA	Pct	3FG	3FGA	Pct	FT	FTA	Pct	Off	Def	Tot	Avg	PF	FO	Ast	TO	Blk	Stl	Pts	Avg
2011-12	8-0	65	8.1	2	7	.286	0	0	.000	0	0	.000	2	15	17	2.1	8	0	0	1	8	0	4	0.5

### CAREER SEC STATISTICS

Season	GP-GS	Min	Avg	FG	FGA	Pct	3FG	3FGA	Pct	FT	FTA	Pct	Off	Def	Tot	Avg	PF	FO	Ast	TO	Blk	Stl	Pts	Avg
2012																								





## #13 - ANTHONY GILL

FRESHMAN - FORWARD

6'8 - 235 - HS

CHARLOTTE, N.C. - CHARLOTTE CHRISTIAN

### GILL'S SEASON HIGHS

#### POINTS

14, vs. Western Carolina (Nov. 11, 2011)

#### FIELD GOALS

6, vs. Western Carolina (Nov. 11, 2011)

#### FIELD GOAL ATTEMPTS

7, three times, last at Clemson (Dec. 4, 2011)

#### 3-POINT FIELD GOALS

2, at Clemson (Dec. 4, 2011)

#### 3-POINT FIELD GOAL ATTEMPTS

3, at Clemson (Dec. 4, 2011)

#### FREE THROWS

4, vs. North Carolina (Nov. 25, 2011)

#### FREE THROW ATTEMPTS

6, vs. North Carolina (Nov. 25, 2011)

#### REBOUNDS

9, vs. Elon (Nov. 15, 2011)

#### ASSISTS

3, vs. Tenn. State (Nov. 20, 2011)

#### BLOCKS

1, vs. Elon (Nov. 15, 2011)

#### STEALS

2, vs. Southern Cal (Nov. 26, 2011)

#### MINUTES PLAYED

29, vs. Miss. Valley State (Nov. 22, 2011)

### 2011-12

Opponent	Date	GS	Min	FG-FGA	Pct	3FG-FGA	Pct	FT-FTA	Pct	Off	Def	Tot	Avg	PF	FO	A	TO	Blk	Stl	Pts	Avg
Western Carolina	Nov. 11	*	23	6-7	.857	1-1	1.000	1-2	.500	2	2	4	4.0	2	0	1	1	0	0	14	14.0
at Elon	Nov. 15	*	28	4-5	.833	0-0	1.000	1-3	.400	2	7	9	6.5	4	0	0	2	1	0	9	11.5
Tenn State	Nov. 20	*	21	1-3	.733	0-0	1.000	0-0	.400	1	1	2	5.0	2	0	3	0	0	0	2	8.3
Miss Valley State	Nov. 22	*	29	3-6	.667	0-0	1.000	2-3	.500	3	5	8	5.8	3	0	1	2	0	0	8	8.3
UNC	Nov. 25	*	23	3-7	.607	0-0	1.000	4-6	.571	3	3	6	5.8	5	1	2	3	0	1	10	8.6
So. California	Nov. 26	*	18	2-3	.613	0-0	1.000	3-3	.647	2	0	2	5.2	2	0	2	0	0	2	7	8.3
Providence	Dec. 1	*	17	3-6	.585	0-0	1.000	1-1	.667	2	1	3	4.9	0	0	2	1	0	0	7	8.1
at Clemson	Dec. 4	*	24	3-7	.568	2-3	.750	2-4	.636	0	6	6	5.0	4	0	0	0	0	0	10	8.4
Presbyterian	Dec. 13																				
Ohio State	Dec. 17																				
SE Louisiana	Dec. 21																				
Wofford	Dec. 28																				
USC Upstate	Dec. 31																				
SC State	Jan. 3																				
at Kentucky	Jan. 7																				
Vanderbilt	Jan. 10																				
Florida	Jan. 14																				
at Auburn	Jan. 21																				
Alabama	Jan. 25																				
at Ole Miss	Jan. 28																				
at Florida	Feb. 2																				
Kentucky	Feb. 4																				
at Tennessee	Feb. 8																				
at Arkansas	Feb. 11																				
Georgia	Feb. 15																				
LSU	Feb. 18																				
at Vanderbilt	Feb. 22																				
Tennessee	Feb. 25																				
Mississippi State	Feb. 29																				
at Georgia	March 3																				

### SEASON NOTES


Tallied a game-high 14 points in college debut on 6-of-7 shooting from the floor to lead Gamecocks past Western Carolina (Nov. 11) in season opener ... Led team for second-straight contest with nine points, just one rebound away from double-double with nine as well at Elon (Nov. 15) ... Was in foul trouble early vs. Tennessee State (Nov. 20); collected two assists ... Went 3-of-6 shooting from the floor in an eight-point, eight-rebound effort against Mississippi Valley State (Nov. 22) ... Collected six rebounds and posted five points before fouling out vs. #1 North Carolina (Nov. 25) ... Collected two steals vs. Southern Cal (Nov. 26) ... Added seven points and collected three rebounds vs. Providence (Dec. 1) ... Big part of Gamecock win at Clemson (Dec. 4), hit a huge 3 with 1:19 left in the contest to push the Carolina lead to three points ... Tallied 10 points and collected six rebounds vs. the Tigers ...

### CAREER STATISTICS

Season	GP-GS	Min	Avg	FG	FGA	Pct	3FG	3FGA	Pct	FT	FTA	Pct	Off	Def	Tot	Avg	PF	FO	Ast	TO	Blk	Stl	Pts	Avg
2011-12	8-8	183	22.9	25	44	.568	3	4	.750	14	22	.636	15	25	40	5.0	22	1	11	9	1	3	67	8.4

### CAREER SEC STATISTICS

Season	GP-GS	Min	Avg	FG	FGA	Pct	3FG	3FGA	Pct	FT	FTA	Pct	Off	Def	Tot	Avg	PF	FO	Ast	TO	Blk	Stl	Pts	Avg
2012																								



## #32 - DAMIEN LEONARD

FRESHMAN - GUARD

6'4 - 187 - HS

GREENVILLE, S.C. - J.L. MANN

### LEONARD'S SEASON HIGHS

#### POINTS

16, vs. Miss. Valley State (Nov. 22, 2011)

#### FIELD GOALS

5, twice, last vs. North Carolina (Nov. 25, 2011)

#### FIELD GOAL ATTEMPTS

17, vs. Elon (Nov. 15, 2011)

#### 3-POINT FIELD GOALS

5, vs. North Carolina (Nov. 25, 2011)

#### 3-POINT FIELD GOAL ATTEMPTS

11, twice, last vs. North Carolina (Nov. 25, 2011)

#### FREE THROWS

2, twice, last vs. Miss. Valley State (Nov. 22, 2011)

#### FREE THROW ATTEMPTS

4, vs. Tenn. State (Nov. 20, 2011)

#### REBOUNDS

3, vs. Miss. Valley State (Nov. 22, 2011)

#### ASSISTS

2, twice, last vs. Tenn. State (Nov. 20, 2011)

#### BLOCKS

1, vs. Western Carolina (Nov. 11, 2011)

#### STEALS

2, twice, last vs. Tenn. State (Nov. 20, 2011)

#### MINUTES PLAYED

36, vs. North Carolina (Nov. 25, 2011)

### 2011-12

Opponent	Date	GS	Min	FG-FGA	Pct	3FG-FGA	Pct	FT-FTA	Pct	Off	Def	Tot	Avg	PF	FO	A	TO	Blk	Stl	Pts	Avg
Western Carolina	Nov. 11	*	22	2-10	.200	1-5	.200	0-0	.000	1	0	1	1.0	1	0	0	1	1	1	5	5.0
at Elon	Nov. 15	*	27	2-17	.148	1-11	.125	2-2	1.000	2	0	2	1.5	2	0	2	0	0	2	7	6.0
Tenn State	Nov. 20	*	24	1-5	.156	1-5	.143	2-4	.667	1	0	1	1.3	3	0	2	2	0	2	5	5.7
Miss Valley State	Nov. 22	*	32	5-12	.227	4-9	.233	2-2	.750	0	3	3	1.8	2	0	0	3	0	1	16	8.3
UNC	Nov. 25	*	36	5-12	.268	5-11	.293	0-0	.750	0	1	1	1.5	3	0	0	5	0	0	15	9.6
So. California	Nov. 26	*	23	0-6	.242	0-4	.267	0-0	.750	0	0	0	1.3	2	0	0	1	0	0	0	8.0
Providence	Dec. 1	*	9	0-5	.224	0-5	.240	0-0	.750	0	2	2	1.4	1	0	0	1	0	0	0	6.9
at Clemson	Dec. 4	*	5	1-3	.229	0-1	.235	0-0	.750	0	0	0	1.3	0	0	0	0	0	0	2	6.3
Presbyterian	Dec. 13																				
Ohio State	Dec. 17																				
SE Louisiana	Dec. 21																				
Wofford	Dec. 28																				
USC Upstate	Dec. 31																				
SC State	Jan. 3																				
at Kentucky	Jan. 7																				
Vanderbilt	Jan. 10																				
Florida	Jan. 14																				
at Auburn	Jan. 21																				
Alabama	Jan. 25																				
at Ole Miss	Jan. 28																				
at Florida	Feb. 2																				
Kentucky	Feb. 4																				
at Tennessee	Feb. 8																				
at Arkansas	Feb. 11																				
Georgia	Feb. 15																				
LSU	Feb. 18																				
at Vanderbilt	Feb. 22																				
Tennessee	Feb. 25																				
Mississippi State	Feb. 29																				
at Georgia	March 3																				

### SEASON NOTES

Struggled from the floor in college debut vs. Western Carolina (Nov. 11), hitting just 2-of-10 attempts, including a 1-of-5 mark from 3-point range ... Struggled from the floor hitting just 2-of-17 attempts, including a 1-of-11 mark from 3-point range at Elon (Nov. 15) ... Collected two steals and two assists vs. Tennessee State (Nov. 20) ... Breakout effort against Mississippi Valley State (Nov. 22), going 5-of-12 from the field and 4-of-9 from 3-point range for a career high 16 points with three rebounds ... Tallied 15 points on 5-of-11 shooting from 3-point range vs. #1 North Carolina (Nov. 25) ... Collected two rebounds vs. Providence (Dec. 1) ...

### CAREER STATISTICS

Season	GP-GS	Min	Avg	FG	FGA	Pct	3FG	3FGA	Pct	FT	FTA	Pct	Off	Def	Tot	Avg	PF	FO	Ast	TO	Blk	Stl	Pts	Avg
2011-12	8-7	178	22.3	16	70	.229	12	51	.235	6	8	.750	4	6	10	1.3	14	0	4	13	1	6	50	6.3

### CAREER SEC STATISTICS

Season	GP-GS	Min	Avg	FG	FGA	Pct	3FG	3FGA	Pct	FT	FTA	Pct	Off	Def	Tot	Avg	PF	FO	Ast	TO	Blk	Stl	Pts	Avg
2012																								



## #1 - BRENTON WILLIAMS

**SOPHOMORE - GUARD**

**5'11 - 172 - JC**

**KISSIMMEE, FLA. - OSCEOLA/**

**SANTA FE COLLEGE**

### WILLIAMS' SEASON HIGHS

#### POINTS

13, vs. Western Carolina (Nov. 11, 2011)

#### FIELD GOALS

5, vs. Western Carolina (Nov. 11, 2011)

#### FIELD GOAL ATTEMPTS

8, vs. Western Carolina (Nov. 11, 2011)

#### 3-POINT FIELD GOALS

1, twice, last vs. Elon (Nov. 15, 2011)

#### 3-POINT FIELD GOAL ATTEMPTS

3, vs. Elon (Nov. 15, 2011)

#### FREE THROWS

2, vs. Western Carolina (Nov. 11, 2011)

#### FREE THROW ATTEMPTS

2, twice, last vs. Tenn. State (Nov. 20, 2011)

#### REBOUNDS

2, vs. Western Carolina (Nov. 11, 2011)

#### ASSISTS

1, vs. Western Carolina (Nov. 11, 2011)

#### BLOCKS

-

#### STEALS

5, vs. Western Carolina (Nov. 11, 2011)

#### MINUTES PLAYED

17, vs. Western Carolina (Nov. 11, 2011)

### 2011-12

Opponent	Date	GS	Min	FG-FGA	Pct	3FG-FGA	Pct	FT-FTA	Pct	Off	Def	Tot	Avg	PF	FO	A	TO	Blk	Stl	Pts	Avg
Western Carolina	Nov. 11	17	5-8	.625	1-1	1.000	2-2	1.000	0	2	2	2.0	1	0	1	4	0	5	13	13.0	
at Elon	Nov. 15	13	1-3	.545	1-3	.500	0-0	1.000	0	1	1	1.5	1	0	0	1	0	0	3	8.0	
Tenn State	Nov. 20	2	0-1	.500	0-1	.400	1-2	.750	0	0	0	1.0	0	0	0	0	0	0	0	5.7	
Miss Valley State	Nov. 22	-	-	-	-	-	-	INJURED	-	-	-	-	-	-	-	-	-	-	-	-	
UNC	Nov. 25	-	-	-	-	-	-	INJURED	-	-	-	-	-	-	-	-	-	-	-	-	
So. California	Nov. 26	-	-	-	-	-	-	INJURED	-	-	-	-	-	-	-	-	-	-	-	-	
Providence	Dec. 1	-	-	-	-	-	-	INJURED	-	-	-	-	-	-	-	-	-	-	-	-	
at Clemson	Dec. 4	-	-	-	-	-	-	INJURED	-	-	-	-	-	-	-	-	-	-	-	-	
Presbyterian	Dec. 13																				
Ohio State	Dec. 17																				
SE Louisiana	Dec. 21																				
Wofford	Dec. 28																				
USC Upstate	Dec. 31																				
SC State	Jan. 3																				
at Kentucky	Jan. 7																				
Vanderbilt	Jan. 10																				
Florida	Jan. 14																				
at Auburn	Jan. 21																				
Alabama	Jan. 25																				
at Ole Miss	Jan. 28																				
at Florida	Feb. 2																				
Kentucky	Feb. 4																				
at Tennessee	Feb. 8																				
at Arkansas	Feb. 11																				
Georgia	Feb. 15																				
LSU	Feb. 18																				
at Vanderbilt	Feb. 22																				
Tennessee	Feb. 25																				
Mississippi State	Feb. 29																				
at Georgia	March 3																				

### SEASON NOTES

Impressed on both ends of the court in season debut vs. Western Carolina (Nov. 11), posting 13 points on 5-of-8 shooting, while swiping a game high five steals ... Tallied three points at Elon (Nov. 15) ... Suffered knee injury early in first half vs. Tennessee State (Nov. 20) ...

\*\*\* Will miss the next 1-3 weeks with a left knee sprain suffered on Nov. 20 vs. Tennessee State

### CAREER STATISTICS

Season	GP-GS	Min	Avg	FG	FGA	Pct	3FG	3FGA	Pct	FT	FTA	Pct	Off	Def	Tot	Avg	PF	FO	Ast	TO	Blk	Stl	Pts	Avg
2011-12	3-0	32	10.7	6	12	.500	2	5	.400	3	4	.750	0	3	3	1.0	2	0	1	5	0	5	17	5.7

### CAREER SEC STATISTICS

Season	GP-GS	Min	Avg	FG	FGA	Pct	3FG	3FGA	Pct	FT	FTA	Pct	Off	Def	Tot	Avg	PF	FO	Ast	TO	Blk	Stl	Pts	Avg
2012																								

# THE LAST TIME IN SOUTH CAROLINA BASKETBALL...

## THE LAST TIME AN INDIVIDUAL PLAYER...

Scored 20 or more points:	South Carolina: Malik Cooke (21) Dec. 1, 2011 vs. Providence in Columbia, S.C. Opponent: Maurice Jones, 28, Southern Cal, Nov. 26, 2011 in Las Vegas, Nevada
Scored 30 or more points:	South Carolina: Bruce Ellington, 31, at Furman, Dec. 22, 2010 in Greenville, S.C. Opponent: Chris Warren (33), Ole Miss, Feb. 22, 2011 in Columbia
Scored 35 or more points:	South Carolina: Devan Downey, 36 at Florida, Jan. 23, 2010 in Gainesville, Fla. Opponent: Joe Crawford (Kentucky), 35, March 5, 2008 in Columbia
Scored 40 or more points:	South Carolina: N/A thru 1992-93 season Opponent: Austin Carr (Notre Dame), 43, Dec. 30, 1969 in New Orleans, La.
Collected 20 or more rebounds:	South Carolina: Emmett Hall, 23 vs. College of Charleston, Dec. 22, 1993 in Columbia Opponent: Ekpe Udoh (Baylor), 20, Jan. 2, 2010 in Columbia
Collected 15 or more rebounds:	South Carolina: Sam Muldrow, 16 at Tennessee, Feb. 6, 2010 in Knoxville, Tenn. Opponent: Jared Sullinger (Ohio State), 19, Dec. 18, 2010 in Columbus, Ohio
Made 12 or more field goals:	South Carolina: Devan Downey, 12 vs. Georgia, Jan. 30, 2010 in Columbia Opponent: A.J. Ogilvy (Vanderbilt), 12, Feb. 28, 2009 in Nashville, Tenn.
Made 10 or more field goals:	South Carolina: Bruce Ellington, 11 vs. Furman, Dec. 22, 2010 in Greenville, S.C. Opponent: Jared Sullinger (Ohio State), 30, Dec. 18, 2010 in Columbus, Ohio
Attempted 20 or more field goals:	South Carolina: Bruce Ellington (20) at Mississippi State, March 5, 2011 in Starkville, Miss. Opponent: Zach Graham (20), Ole Miss, Feb. 22, 2011 in Columbia
Attempted 25 or more field goals:	South Carolina: Devan Downey, 25, at Kentucky, Feb. 25, 2010 in Lexington, Ky. Opponent: Kemmy Burgess (Alaska-Anchorage), 26, Nov. 24, 2005 in Anchorage, AK
Dished 10 or more assists:	South Carolina: Devan Downey, 11, vs. LSU, March 13, 2008 in Atlanta, Ga. Opponent: 14, Kendall Marshall, North Carolina, Nov. 25, 2011, in Las Vegas, Nevada
Swiped 5 or more steals:	South Carolina: Brenton Williams, 5, vs. Western Carolina, Nov. 11, 2011 in Columbia Opponent: 6, Kendall Marshall, North Carolina, Nov. 25, 2011 in Las Vegas, Nevada
Blocked 5 or more shots:	South Carolina: Damontre Harris, 5, at Clemson, Dec. 4, 2011 in Clemson, S.C. Opponent: Bilal Dixon (7), Providence, Dec. 1, 2011 in Columbia, S.C.
Made 5 or more 3-point field goals:	South Carolina: Eric Smith (5) vs. Tennessee State, Nov. 20, 2011 in Columbia, S.C. Opponent: Maurice Jones (7) Southern Cal, Nov. 26, 2011 in Las Vegas, Nevada
Attempted 8 or more 3-point field goals:	South Carolina: Eric Smith (8) vs. Providence, Dec. 1, 2011 in Columbia, S.C. Opponent: Andre Young (9), Clemson, Dec. 4, 2011 in Clemson, S.C.
Made 10 or more free throws:	South Carolina: Malik Cooke, 10, vs. Miss Valley State, Nov. 22, 2011 in Columbia, S.C. Opponent: Gerard Coleman (10), Providence, Dec. 1, 2011 in Columbia, S.C.
Attempted 15 or more free throws:	South Carolina: Mike Boynton (19) vs. Arkansas, March 11, 2004 in Atlanta, Ga. Opponent: Amu Saaka (Furman), 14, Dec. 22, 2010 in Greenville, S.C.
Played all 40 minutes of regulation:	South Carolina: Devan Downey, 40, vs. Tennessee, March 14, 2008 in Atlanta, Ga. Opponent: LaDontae Henton (40), Providence, Dec. 1, 2011 in Columbia, S.C.
A player hit a last-second shot to win a game:	South Carolina: Mike Holmes vs. Alabama (Feb. 14, 2009) in Tuscaloosa, Ala. Opponent: Chandler Parsons (Florida), Jan. 23, 2010 in Gainesville, Fla.
A player had a double-double:	South Carolina: RJ Slawson (13 points, 14 rebounds) vs. North Carolina, Nov. 25, 2011 in Las Vegas, Nevada Opponent: Terrance Henry (Ole Miss), 14 points, 11 rebounds, March 10, 2011 in Atlanta, Ga.
Two or more players had a double-double:	South Carolina: Dominique Archie (12 points, 10 rebounds) & Mike Holmes (14 points, 13 rebounds) vs. Winthrop, Nov. 16, 2008 in Columbia Opponent: Renardo Sidney (13 points, 12 rebounds), Kodi Augustus (15 points, 10 rebounds), Mississippi State, March 5, 2011 in Starkville, Miss.
A player had a triple-double:	South Carolina: Sam Muldrow (16 points, 14 rebounds, 10 blocks) vs. Vanderbilt, Jan. 8, 2011 in Columbia *** Only second triple-double in South Carolina history (Chuck Eidson (25 points, 10 rebounds, 10 assists, vs. SC State, Nov. 29, 2002 in Columbia) Opponent: Daniel Hackett (Southern California - 22 points, 10 rebounds, 10 assists), Nov. 17, 2007 in Columbia
Scored 30 or more points in back-to-back games:	South Carolina: Devan Downey, 30 vs. Kentucky (Jan. 26, 2010) in Columbia 33 vs. Georgia (Jan. 30, 2010) in Columbia
Scored 25 or more points in back-to-back games:	South Carolina: Devan Downey, 33 vs. Georgia (Jan. 30, 2010) in Columbia 26 at Tennessee (Feb. 6, 2010) in Knoxville, Tenn.



## THE LAST TIME A TEAM...

Scored 100 or more points:	South Carolina: 103 vs. The Citadel (Nov. 12, 2007) in Columbia Opponent: 107, Vanderbilt (Feb. 17, 1996) in Nashville, Tenn.
Scored 50 points or less:	South Carolina: 48 at Georgia, Feb. 26, 2011 in Athens, Ga. Opponent: 50, Western Carolina, Nov. 11, 2011 in Columbia
Scored 50 points in a half:	South Carolina: 51 (2nd half; Nov. 12, 2010) vs. Elon in Columbia Opponent: 50, Kentucky (1st half), Feb. 19, 2011 in Lexington, Ky.
Failed to score 25 points in a half:	South Carolina: 19, (1st half, Nov. 20, 2011) vs. Tennessee State, in Columbia, S.C. Opponent: 20, Clemson (2nd half) Dec. 4, 2011 in Clemson, S.C.
Collected 50 or more rebounds:	South Carolina: 53 vs. WKU, Nov. 27, 2010 in Bowling Green, Ky. Opponent: 52, WKU, Nov. 27, 2010 in Bowling Green, Ky.
Shot 60% or better from the field:	South Carolina: 60.8% (31-51) at Western Carolina (Nov. 18, 2005) in Cullowhee, N.C. Opponent: 61.1% (33-54), Vanderbilt (Jan. 16, 2010) in Columbia
Shot 50% or better from the field:	South Carolina: 52.4% (22-42) vs. Southern Cal, Nov. 26, 2011 in Las Vegas, Nevada Opponent: 50.0% (24-48), Southern Cal, Nov. 26, 2011 in Las Vegas, Nevada
Shot less than 30% from the field:	South Carolina: 29.9% (20-67) vs. Ole Miss, March 10, 2011 in Atlanta, Ga. Opponent: 25.9% (15-58), USC Upstate (Nov. 23, 2010) in Columbia
Shot 50% or better from 3-point range (at least 10 attempts):	South Carolina: 56.3% (9-16) vs. Elon (Nov. 12 2010) in Columbia Opponent: 54.5% (6-11), Providence, Dec. 1, 2011 in Columbia
Shot 20% or less from 3-point range (at least 10 attempts):	South Carolina: 20.0% (6-11) vs. Providence, Dec. 1, 2011 in Columbia, S.C. Opponent: 18.2% (2-11) SC State, Jan. 4, 2011 in Columbia
Dished 20 or more assists:	South Carolina: 23 vs. Elon (Nov. 12, 2010) in Columbia Opponent: 22, vs. North Carolina, Nov. 25, 2011 in Las Vegas, Nevada
Made 35 or more shots:	South Carolina: 35 vs. Elon (Nov. 19, 2010) in Columbia Opponent: 35, Tennessee (March 5, 2009) in Columbia
Attempted 80 or more shots:	South Carolina: 83 vs. WKU (Nov. 27, 2010) in Bowling Green, Ky. Opponent: 83, LSU (Feb. 10, 1996) in Columbia
Attempted 70 or more shots:	South Carolina: 72, vs. Providence, Dec. 1, 2011 in Columbia Opponent: 79, WKU (Nov. 27, 2010) in Bowling Green, Ky.
Made 10 or more 3-pointers:	South Carolina: 10, at Tennessee, Feb. 16, 2011 in Knoxville, Tenn. Opponent: 10, Tennessee State, Nov. 20, 2011 in Columbia, S.C.
Did not make a 3-pointer:	South Carolina: 0, vs. Mississippi State (March 2, 2002) in Columbia Opponent: 0, Alabama (Jan. 12, 2011) in Tuscaloosa, Ala.
Attempted 30 or more 3-pointers:	South Carolina: 30 vs. Providence, Dec. 1, 2011 in Columbia Opponent: 32, Boston College (Jan. 1, 2011) in Columbia
Attempted 25 or more 3-pointers:	South Carolina: 30 vs. Providence, Dec. 1, 2011 in Columbia Opponent: 26, Mississippi State, March 5, 2011 in Starkville, Miss.
Made 30 or more free throws:	South Carolina: 32 vs. Vanderbilt (Jan. 28, 2009) in Columbia Opponent: 31, Florida (Feb. 3, 2009) in Gainesville, Fla.
Attempted 40 or more free throws:	South Carolina: 44 vs. Georgia Southern (Nov. 16, 2009) in Columbia Opponent: 40, Florida (Feb. 3, 2009) in Gainesville, Fla.
Swiped 15 or more steals:	South Carolina: 15 vs. Vanderbilt (Jan. 16, 2010) in Columbia Opponent: 17, Indiana (Nov. 8, 1998) in Indianapolis, Ind.
Blocked 12 or more shots:	South Carolina: 12, vs. Vanderbilt, Jan. 8, 2011 in Columbia Opponent: 13, Syracuse (Jan. 21, 1999) in Syracuse, N.Y.
Blocked 8 or more shots:	South Carolina: 10, vs. Ole Miss, March 10, 2011 in Atlanta, Ga. Opponent: 10, Providence, Dec. 1, 2011 in Columbia, S.C.
Won by 30 or more points:	South Carolina: 35 vs. SC State (91-56), Jan. 4, 2011 in Columbia Opponent: 31, Kentucky, Feb. 19, 2011 in Lexington, Ky.
Won by 20 or more points:	South Carolina: 25, vs. Western Carolina, Nov. 11, 2011 in Columbia Opponent: 31, Feb. 19, 2011 in Lexington, Ky.
Played a single overtime game:	Win: 81-74 vs. Arkansas (81-74), Jan. 19, 2011 in Columbia Loss: 82-80 vs. College of Charleston (Nov. 28, 2008) in Charleston, S.C.
Played a double overtime game:	Win: 87-85 vs. WKU (Nov. 27, 2010) in Bowling Green, Ky. Loss: 98-88 vs. Louisville (Feb. 20, 1988) in Columbia

South Carolina played a No. 1 Team in the country:	Win: 68-62 vs. Kentucky (Jan. 26, 2010) in Columbia Loss: 87-62 vs. North Carolina, Nov. 25, 2011 in Las Vegas, Nevada
South Carolina played a top-5 opponent:	Win: 68-62 vs. No. 1/1 Kentucky (Jan. 26, 2010) in Columbia Loss: 87-62 vs. North Carolina, Nov. 25, 2011 in Las Vegas, Nevada
South Carolina played a top-10 opponent:	Win: 68-62 vs. No. 1/1 Kentucky (Jan. 26, 2010) in Columbia Loss: 87-62 vs. North Carolina, Nov. 25, 2011 in Las Vegas, Nevada
South Carolina played a top-25 opponent:	Win: 83-75 (OT) win over No. 22/24 Vanderbilt, Jan. 8, 2011 in Columbia Loss: 87-62 vs. North Carolina, Nov. 25, 2011 in Las Vegas, Nevada
South Carolina defeated a ranked opponent:	Home: 83-75 vs. No. 22/24 Vanderbilt (Jan. 8, 2011) in Columbia Away: 77-73 at No. 13/19 Vanderbilt (March 6, 2010) in Nashville, Tenn.  SEC Home: 83-75 vs. No. 22/24 Vanderbilt (Jan. 8, 2011) in Columbia SEC Away: 77-73 at No. 13/19 Vanderbilt (March 6, 2010) in Nashville, Tenn. Non-conference away: 85-84 at No. 19/20 Baylor (Jan. 2, 2009) in Waco, Texas
A South Carolina win opened up the season:	Home: 75-50 win over Western Carolina (Nov. 11, 2011) in Columbia Away: 81-63 win at Western Carolina (Nov. 12, 2005) in Cullowhee, N.C. Neutral: 74-61 win vs. Chaminade (Nov. 19, 2001) in Maui, Hawaii (Maui Invite)
South Carolina opened up SEC play:	Home: 83-75 win vs. No. 22/24 Vanderbilt (Jan. 8, 2011) in Columbia Away: 80-71 win at Auburn (Jan. 9, 2010) in Auburn, Ala.

2011-12 South Carolina Basketball  
South Carolina Combined Team Statistics (as of Dec 04, 2011)  
All games

RECORD:	OVERALL	HOME	AWAY	NEUTRAL
ALL GAMES	3-5	2-2	1-1	0-2
CONFERENCE	0-0	0-0	0-0	0-0
NON-CONFERENCE	3-5	2-2	1-1	0-2

#	Player	gp-gs	min	avg	Total		3-Point		F-Throw		Rebounds				pf	dq	a	to	blk	stl	pts	avg
					fg-fga	fg%	3fg-fga	3fg%	ft-fa	ft%	off	def	tot	avg								
15	COOKE, Malik	8-8	244	30.5	32-74	.432	8-23	.348	24-33	.727	18	22	40	5.0	19	1	15	19	9	16	96	12.0
05	SMITH, Eric	8-5	179	22.4	27-50	.540	14-29	.483	2-7	.286	2	9	11	1.4	15	0	17	17	0	6	70	8.8
13	GILL, Anthony	8-8	183	22.9	25-44	.568	3-4	.750	14-22	.636	15	25	40	5.0	22	1	11	9	1	3	67	8.4
23	ELLINGTON, Bruce	2-0	50	25.0	5-19	.263	1-8	.125	4-4	1.000	1	1	2	1.0	6	0	3	4	0	1	15	7.5
33	SLAWSON, RJ	8-0	164	20.5	20-46	.435	2-9	.222	11-17	.647	16	25	41	5.1	23	0	6	9	8	7	53	6.6
32	LEONARD, Damien	8-7	178	22.3	16-70	.229	12-51	.235	6-8	.750	4	6	10	1.3	14	0	4	13	1	6	50	6.3
01	WILLIAMS, Brenton	3-0	32	10.7	6-12	.500	2-5	.400	3-4	.750	0	3	3	1.0	2	0	1	5	0	5	17	5.7
24	HARRIS, Damontre	8-8	179	22.4	17-38	.447	0-0	.000	11-15	.733	18	22	40	5.0	16	0	0	4	15	4	45	5.6
02	RICHARDSON, Brian	8-0	152	19.0	16-57	.281	7-37	.189	2-3	.667	5	11	16	2.0	14	0	7	6	1	2	41	5.1
30	JACKSON, Lakeem	8-4	174	21.8	17-28	.607	0-2	.000	7-13	.538	13	19	32	4.0	13	1	17	18	1	6	41	5.1
45	GEATHERS, Carlton	8-0	65	8.1	2-7	.286	0-0	.000	0-0	.000	2	15	17	2.1	8	0	0	1	8	0	4	0.5
Team											16	12	28				2					
Total.....		8	1600		183-445	.411	49-168	.292	84-126	.667	110	170	280	35.0	152	3	81	107	44	56	499	62.4
Opponents.....		8	1600		172-398	.432	55-129	.426	111-166	.669	81	174	255	31.9	135	-	104	106	28	50	510	63.8

TEAM STATISTICS	SC	OPP	Date	Opponent	Score	Att.
SCORING	499	510	11/11/11	WESTERN CAROLINA	w 75-50	9330
Points per game	62.4	63.8	11/15/11	at Elon	L 53-58	1589
Scoring margin	-1.4	-	11/20/11	TENNESSEE STATE	L 63-64	9045
FIELD GOALS-ATT	183-445	172-398	11/22/11	MISS. VALLEY STATE	w 61-57	6723
Field goal pct	.411	.432	11/25/11	vs NC	L 62-87	5567
3 POINT FG-ATT	49-168	55-129	11/26/11	vs Southern Cal	L 60-63	1798
3-point FG pct	.292	.426	12/1/11	PROVIDENCE COLLEGE	L 67-76	7476
3-pt FG made per game	6.1	6.9	12/4/11	at Clemson	w 58-55	7238
FREE THROWS-ATT	84-126	111-166	* = Conference game			
Free throw pct	.667	.669				
F-Throws made per game	10.5	13.9				
REBOUNDS	280	255				
Rebounds per game	35.0	31.9				
Rebounding margin	+3.1	-				
ASSISTS	81	104				
Assists per game	10.1	13.0				
TURNOVERS	107	106				
Turnovers per game	13.4	13.3				
Turnover margin	-0.1	-				
Assist/turnover ratio	0.8	1.0				
STEALS	56	50				
Steals per game	7.0	6.3				
BLOCKS	44	28				
Blocks per game	5.5	3.5				
ATTENDANCE	32574	16192				
Home games-Avg/Game	4-8144	2-4414				
Neutral site-Avg/Game	-	2-3682				

Score by Periods	1st	2nd	Totals
South Carolina	220	279	499
Opponents	262	248	510

2011-12 South Carolina Basketball  
South Carolina Team Game-by-Game Comparison (as of Dec 08, 2011)  
All games

Opponent	1st	2nd	Score	Mar	Total FG	FG Pct	3-Pointers	3FG Pct	Free Throws	FT Pct	Rebounds	Assist	T/Over	Block	Steal	Fouls
WESTERN CAROLINA	35/25	40/25	75-50	+25	30-59/17-47	.508/.362	5-12/6-18	.417/.333	10-17/10-16	.588/.625	37/29 +8	14/10	12/19	5/4	11/8	14/17
Elon	23/34	30/24	53-58	(5)	20-64/16-40	.313/.400	3-27/6-16	.111/.375	10-17/20-28	.588/.714	40/38 +2	6/9	7/14	2/3	9/1	24/18
TENNESSEE STATE	19/33	44/31	63-64	(1)	22-55/21-47	.400/.447	7-26/10-22	.269/.455	12-20/12-21	.600/.571	33/28 +5	13/15	16/13	7/1	5/9	21/23
MISS. VALLEY STATE	30/26	31/31	61-57	+4	19-48/20-49	.396/.408	6-18/7-17	.333/.412	17-25/10-16	.680/.625	36/30 +6	9/12	13/14	7/5	7/8	17/24
NC	32/45	30/42	62-87	(25)	23-55/31-67	.418/.463	9-23/8-16	.391/.500	7-12/17-30	.583/.567	43/35 +8	12/22	25/10	7/3	5/11	25/15
Southern Cal	26/30	34/33	60-63	(3)	22-42/24-48	.524/.500	8-17/7-11	.471/.636	8-8/8-12	1000/.667	18/28 (10)	10/7	13/10	4/1	4/6	16/13
PROVIDENCE COLLEGE	27/34	40/42	67-76	(9)	26-72/24-50	.361/.480	6-30/6-11	.200/.545	9-10/22-27	.900/.815	40/34 +6	9/16	13/15	7/10	9/4	19/10
Clemson	28/35	30/20	58-55	+3	21-50/19-50	.420/.380	5-15/5-18	.333/.278	11-17/12-16	.647/.750	33/33 -	8/13	8/11	5/1	6/3	16/15

Note: Game totals are displayed in the format TEAM/OPPONENT for each category



2011-12 South Carolina Basketball  
South Carolina Team High/Low Analysis (as of Dec 08, 2011)  
All games

South Carolina - TEAM GAME HIGHS

POINTS	75	WESTERN CAROLINA (11/11/11)
	67	PROVIDENCE COLLEGE (12/1/11)
	63	TENNESSEE STATE (11/20/11)
	62	vs NC (11/25/11)
	61	MISS. VALLEY STATE (11/22/11)
FIELD GOALS MADE	30	WESTERN CAROLINA (11/11/11)
	26	PROVIDENCE COLLEGE (12/1/11)
FIELD GOAL ATTEMPTS	72	PROVIDENCE COLLEGE (12/1/11)
	64	at Elon (11/15/11)
FIELD GOAL PERCENTAGE	.524 (22-42)	vs Southern Cal (11/26/11)
	.508 (30-59)	WESTERN CAROLINA (11/11/11)
3 PT FIELD GOALS MADE	9	vs NC (11/25/11)
	8	vs Southern Cal (11/26/11)
3 PT FG ATTEMPTS	30	PROVIDENCE COLLEGE (12/1/11)
	27	at Elon (11/15/11)
3 PT FG PERCENTAGE	.471 (8-17)	vs Southern Cal (11/26/11)
	.417 (5-12)	WESTERN CAROLINA (11/11/11)
FREE THROWS MADE	17	MISS. VALLEY STATE (11/22/11)
	12	TENNESSEE STATE (11/20/11)
FREE THROW ATTEMPTS	25	MISS. VALLEY STATE (11/22/11)
	20	TENNESSEE STATE (11/20/11)
FREE THROW PERCENTAGE	1.000 (8-8)	vs Southern Cal (11/26/11)
	.900 (9-10)	PROVIDENCE COLLEGE (12/1/11)
REBOUNDS	43	vs NC (11/25/11)
	40	PROVIDENCE COLLEGE (12/1/11)
	40	at Elon (11/15/11)
ASSISTS	14	WESTERN CAROLINA (11/11/11)
	13	TENNESSEE STATE (11/20/11)
STEALS	11	WESTERN CAROLINA (11/11/11)
	9	PROVIDENCE COLLEGE (12/1/11)
	9	at Elon (11/15/11)
BLOCKED SHOTS	7	PROVIDENCE COLLEGE (12/1/11)
	7	vs NC (11/25/11)
	7	MISS. VALLEY STATE (11/22/11)
	7	TENNESSEE STATE (11/20/11)
TURNOVERS	25	vs NC (11/25/11)
	16	TENNESSEE STATE (11/20/11)
FOULS	25	vs NC (11/25/11)
	24	at Elon (11/15/11)

2011-12 South Carolina Basketball  
South Carolina High/Low Analysis (as of Dec 08, 2011)  
All games

Opponent - GAME HIGHS

POINTS	87	vs NC (11/25/11)
	76	PROVIDENCE COLLEGE (12/1/11)
	64	TENNESSEE STATE (11/20/11)
	63	vs Southern Cal (11/26/11)
	58	at Elon (11/15/11)
FIELD GOALS MADE	31	vs NC (11/25/11)
	24	PROVIDENCE COLLEGE (12/1/11)
	24	vs Southern Cal (11/26/11)
FIELD GOAL ATTEMPTS	67	vs NC (11/25/11)
	50	at Clemson (12/4/11)
	50	PROVIDENCE COLLEGE (12/1/11)
FIELD GOAL PERCENTAGE	.500 (24-48)	vs Southern Cal (11/26/11)
	.480 (24-50)	PROVIDENCE COLLEGE (12/1/11)
3 PT FIELD GOALS MADE	10	TENNESSEE STATE (11/20/11)
	8	vs NC (11/25/11)
3 PT FG ATTEMPTS	22	TENNESSEE STATE (11/20/11)
	18	at Clemson (12/4/11)
	18	WESTERN CAROLINA (11/11/11)
3 PT FG PERCENTAGE	.636 (7-11)	vs Southern Cal (11/26/11)
	.545 (6-11)	PROVIDENCE COLLEGE (12/1/11)
FREE THROWS MADE	22	PROVIDENCE COLLEGE (12/1/11)
	20	at Elon (11/15/11)
FREE THROW ATTEMPTS	30	vs NC (11/25/11)
	28	at Elon (11/15/11)
FREE THROW PERCENTAGE	.815 (22-27)	PROVIDENCE COLLEGE (12/1/11)
	.750 (12-16)	at Clemson (12/4/11)
REBOUNDS	38	at Elon (11/15/11)
	35	vs NC (11/25/11)
ASSISTS	22	vs NC (11/25/11)
	16	PROVIDENCE COLLEGE (12/1/11)
STEALS	11	vs NC (11/25/11)
	9	TENNESSEE STATE (11/20/11)
BLOCKED SHOTS	10	PROVIDENCE COLLEGE (12/1/11)
	5	MISS. VALLEY STATE (11/22/11)
TURNOVERS	19	WESTERN CAROLINA (11/11/11)
	15	PROVIDENCE COLLEGE (12/1/11)
FOULS	24	MISS. VALLEY STATE (11/22/11)
	23	TENNESSEE STATE (11/20/11)

2011-12 South Carolina Basketball  
South Carolina High/Low Analysis (as of Dec 08, 2011)  
All games

South Carolina - GAME LOWS

POINTS	53	at Elon (11/15/11)
	58	at Clemson (12/4/11)
	60	vs Southern Cal (11/26/11)
	61	MISS. VALLEY STATE (11/22/11)
	62	vs NC (11/25/11)
FIELD GOALS MADE	19	MISS. VALLEY STATE (11/22/11)
	20	at Elon (11/15/11)
FIELD GOAL ATTEMPTS	42	vs Southern Cal (11/26/11)
	48	MISS. VALLEY STATE (11/22/11)
FIELD GOAL PERCENTAGE	.313 (20-64)	at Elon (11/15/11)
	.361 (26-72)	PROVIDENCE COLLEGE (12/1/11)
3 PT FIELD GOALS MADE	3	at Elon (11/15/11)
	5	WESTERN CAROLINA (11/11/11)
	5	at Clemson (12/4/11)
3 PT FG ATTEMPTS	12	WESTERN CAROLINA (11/11/11)
	15	at Clemson (12/4/11)
3 PT FG PERCENTAGE	.111 (3-27)	at Elon (11/15/11)
	.200 (6-30)	PROVIDENCE COLLEGE (12/1/11)
FREE THROWS MADE	7	vs NC (11/25/11)
	8	vs Southern Cal (11/26/11)
FREE THROW ATTEMPTS	8	vs Southern Cal (11/26/11)
	10	PROVIDENCE COLLEGE (12/1/11)
FREE THROW PERCENTAGE	.583 (7-12)	vs NC (11/25/11)
	.588 (10-17)	WESTERN CAROLINA (11/11/11)
	.588 (10-17)	at Elon (11/15/11)
REBOUNDS	18	vs Southern Cal (11/26/11)
	33	TENNESSEE STATE (11/20/11)
	33	at Clemson (12/4/11)
ASSISTS	6	at Elon (11/15/11)
	8	at Clemson (12/4/11)
STEALS	4	vs Southern Cal (11/26/11)
	5	TENNESSEE STATE (11/20/11)
	5	vs NC (11/25/11)
BLOCKED SHOTS	2	at Elon (11/15/11)
	4	vs Southern Cal (11/26/11)
TURNOVERS	7	at Elon (11/15/11)
	8	at Clemson (12/4/11)
FOULS	14	WESTERN CAROLINA (11/11/11)
	16	vs Southern Cal (11/26/11)
	16	at Clemson (12/4/11)

2011-12 South Carolina Basketball  
South Carolina High/Low Analysis (as of Dec 08, 2011)  
All games

Opponent - GAME LOWS

POINTS	50	WESTERN CAROLINA (11/11/11)
	55	at Clemson (12/4/11)
	57	MISS. VALLEY STATE (11/22/11)
	58	at Elon (11/15/11)
	63	vs Southern Cal (11/26/11)
FIELD GOALS MADE	16	at Elon (11/15/11)
	17	WESTERN CAROLINA (11/11/11)
FIELD GOAL ATTEMPTS	40	at Elon (11/15/11)
	47	WESTERN CAROLINA (11/11/11)
	47	TENNESSEE STATE (11/20/11)
FIELD GOAL PERCENTAGE	.362 (17-47)	WESTERN CAROLINA (11/11/11)
	.380 (19-50)	at Clemson (12/4/11)
3 PT FIELD GOALS MADE	5	at Clemson (12/4/11)
	6	WESTERN CAROLINA (11/11/11)
	6	at Elon (11/15/11)
	6	PROVIDENCE COLLEGE (12/1/11)
3 PT FG ATTEMPTS	11	vs Southern Cal (11/26/11)
	11	PROVIDENCE COLLEGE (12/1/11)
3 PT FG PERCENTAGE	.278 (5-18)	at Clemson (12/4/11)
	.333 (6-18)	WESTERN CAROLINA (11/11/11)
FREE THROWS MADE	8	vs Southern Cal (11/26/11)
	10	WESTERN CAROLINA (11/11/11)
	10	MISS. VALLEY STATE (11/22/11)
FREE THROW ATTEMPTS	12	vs Southern Cal (11/26/11)
	16	WESTERN CAROLINA (11/11/11)
	16	MISS. VALLEY STATE (11/22/11)
	16	at Clemson (12/4/11)
FREE THROW PERCENTAGE	.567 (17-30)	vs NC (11/25/11)
	.571 (12-21)	TENNESSEE STATE (11/20/11)
REBOUNDS	28	TENNESSEE STATE (11/20/11)
	28	vs Southern Cal (11/26/11)
ASSISTS	7	vs Southern Cal (11/26/11)
	9	at Elon (11/15/11)
STEALS	1	at Elon (11/15/11)
	3	at Clemson (12/4/11)
BLOCKED SHOTS	1	TENNESSEE STATE (11/20/11)
	1	vs Southern Cal (11/26/11)
	1	at Clemson (12/4/11)
TURNOVERS	10	vs NC (11/25/11)
	10	vs Southern Cal (11/26/11)
FOULS	10	PROVIDENCE COLLEGE (12/1/11)
	13	vs Southern Cal (11/26/11)



2011-12 South Carolina Basketball  
South Carolina Player High/Low Analysis (as of Dec 08, 2011)  
All games

South Carolina - INDIVIDUAL GAME HIGHS

Points	21		COOKE, Malik vs Providence College (12/1/11)
	18		COOKE, Malik vs Miss. Valley State (11/22/11)
	18		SMITH, Eric vs Tennessee State (11/20/11)
	16		SMITH, Eric vs Providence College (12/1/11)
	16		LEONARD, Damien vs Miss. Valley State (11/22/11)
Field Goals Made	8		COOKE, Malik vs Providence College (12/1/11)
	7		HARRIS, Damontre vs Southern Cal (11/26/11)
Field Goal Att.	17		LEONARD, Damien at Elon (11/15/11)
	13		SMITH, Eric vs Providence College (12/1/11)
FG Pct (min 5 made)	.857	(6-7)	GILL, Anthony vs Western Carolina (11/11/11)
	.833	(5-6)	JACKSON, Lakeem vs Tennessee State (11/20/11)
3-Point FG Made	5		LEONARD, Damien vs NC (11/25/11)
	5		SMITH, Eric vs Tennessee State (11/20/11)
3-Point FG Att.	11		LEONARD, Damien vs NC (11/25/11)
	11		LEONARD, Damien at Elon (11/15/11)
3-Pt FG Pct (min 2 made)	1.000	(2-2)	COOKE, Malik vs NC (11/25/11)
	.714	(5-7)	SMITH, Eric vs Tennessee State (11/20/11)
Free Throws Made	10		COOKE, Malik vs Miss. Valley State (11/22/11)
	4		ELLINGTON, Bruce at Clemson (12/4/11)
	4		SLAWSON, RJ vs Providence College (12/1/11)
	4		GILL, Anthony vs NC (11/25/11)
	4		SLAWSON, RJ vs Tennessee State (11/20/11)
	4		HARRIS, Damontre at Elon (11/15/11)
	4		COOKE, Malik vs Western Carolina (11/11/11)
Free Throw Att.	12		COOKE, Malik vs Miss. Valley State (11/22/11)
	7		HARRIS, Damontre at Elon (11/15/11)
FT Pct (min 3 made)	1.000	(4-4)	ELLINGTON, Bruce at Clemson (12/4/11)
	1.000	(4-4)	SLAWSON, RJ vs Providence College (12/1/11)
	1.000	(3-3)	GILL, Anthony vs Southern Cal (11/26/11)
Rebounds	14		SLAWSON, RJ vs NC (11/25/11)
	10		HARRIS, Damontre at Elon (11/15/11)
	10		JACKSON, Lakeem vs Western Carolina (11/11/11)
Assists	5		JACKSON, Lakeem vs Western Carolina (11/11/11)
	4		JACKSON, Lakeem vs Southern Cal (11/26/11)
	4		COOKE, Malik vs NC (11/25/11)
	4		SMITH, Eric vs Western Carolina (11/11/11)
Steals	5		WILLIAMS, Brenton vs Western Carolina (11/11/11)
	4		COOKE, Malik at Clemson (12/4/11)
	4		COOKE, Malik vs Providence College (12/1/11)
Blocked Shots	5		HARRIS, Damontre at Clemson (12/4/11)
	4		SLAWSON, RJ vs NC (11/25/11)
Turnovers	5		LEONARD, Damien vs NC (11/25/11)
	4		COOKE, Malik vs Providence College (12/1/11)
	4		JACKSON, Lakeem vs NC (11/25/11)
	4		SLAWSON, RJ vs NC (11/25/11)
	4		SMITH, Eric vs Miss. Valley State (11/22/11)
	4		JACKSON, Lakeem vs Tennessee State (11/20/11)
	4		COOKE, Malik vs Tennessee State (11/20/11)
	4		SMITH, Eric vs Tennessee State (11/20/11)
	4		WILLIAMS, Brenton vs Western Carolina (11/11/11)
Fouls	5		GILL, Anthony vs NC (11/25/11)
	5		JACKSON, Lakeem at Elon (11/15/11)
	5		COOKE, Malik at Elon (11/15/11)

2011-12 South Carolina Basketball  
South Carolina Opponent High/Low Analysis (as of Dec 08, 2011)  
All games

OPPONENT INDIVIDUAL GAME HIGHS

Points	28	Jones, Maurice vs Southern Cal (11/26/11)
	22	JOYNER, Terrence vs Miss. Valley State (11/22/11)
	21	Harrison Barnes vs NC (11/25/11)
	19	P.J. Hairston vs NC (11/25/11)
	18	HENTON, LaDontae vs Providence College (12/1/11)
	18	COLEMAN, Gerard vs Providence College (12/1/11)
	18	John Henson vs NC (11/25/11)
Field Goals Made	9	Jones, Maurice vs Southern Cal (11/26/11)
	8	John Henson vs NC (11/25/11)
	8	JOYNER, Terrence vs Miss. Valley State (11/22/11)
Field Goal Att.	15	Jones, Maurice vs Southern Cal (11/26/11)
	15	John Henson vs NC (11/25/11)
FG Pct (min 5 made)	.750 (6-8)	DEDMON, D vs Southern Cal (11/26/11)
	.667 (6-9)	HENTON, LaDontae vs Providence College (12/1/11)
3-Point FG Made	7	Jones, Maurice vs Southern Cal (11/26/11)
	5	P.J. Hairston vs NC (11/25/11)
3-Point FG Att.	9	Young, Andre at Clemson (12/4/11)
	8	P.J. Hairston vs NC (11/25/11)
3-Pt FG Pct (min 2 made)	1.000 (7-7)	Jones, Maurice vs Southern Cal (11/26/11)
	1.000 (3-3)	HENTON, LaDontae vs Providence College (12/1/11)
Free Throws Made	10	COLEMAN, Gerard vs Providence College (12/1/11)
	7	Harrison Barnes vs NC (11/25/11)
Free Throw Att.	13	COLEMAN, Gerard vs Providence College (12/1/11)
	10	Harrison Barnes vs NC (11/25/11)
FT Pct (min 3 made)	1.000 (6-6)	TROUTMAN, Lucas at Elon (11/15/11)
	1.000 (5-5)	COTTON, Bryce vs Providence College (12/1/11)
	1.000 (4-4)	JONES, Falando vs Miss. Valley State (11/22/11)
	1.000 (3-3)	HENTON, LaDontae vs Providence College (12/1/11)
	1.000 (3-3)	DEDMON, D vs Southern Cal (11/26/11)
Rebounds	10	Fuller, Aaron vs Southern Cal (11/26/11)
	9	Booker, Devin at Clemson (12/4/11)
	9	COVINGTON, Robert vs Tennessee State (11/20/11)
Assists	14	Kendall Marshall vs NC (11/25/11)
	6	COUNCIL, Vincent vs Providence College (12/1/11)
	6	JONES, Falando vs Miss. Valley State (11/22/11)
	6	MILLER, Patrick vs Tennessee State (11/20/11)
Steals	6	Kendall Marshall vs NC (11/25/11)
	3	DEDMON, D vs Southern Cal (11/26/11)
	3	JONES, Falando vs Miss. Valley State (11/22/11)
	3	MILLER, Patrick vs Tennessee State (11/20/11)
	3	PETERS, Wil vs Tennessee State (11/20/11)
	3	COLE, Keaton vs Western Carolina (11/11/11)
Blocked Shots	7	DIXON, Bilal vs Providence College (12/1/11)
	2	GIPLAYE, Ron vs Providence College (12/1/11)
	2	CROSBY, Paul vs Miss. Valley State (11/22/11)
	2	TROUTMAN, Lucas at Elon (11/15/11)
	2	SMITHSON, Sam vs Western Carolina (11/11/11)
	2	BOGGS, Brandon vs Western Carolina (11/11/11)
Turnovers	5	Jennings, Milton at Clemson (12/4/11)
	5	COUNCIL, Vincent vs Providence College (12/1/11)
	5	SUMLER, Trey vs Western Carolina (11/11/11)
	5	COLE, Keaton vs Western Carolina (11/11/11)
Fouls	5	Hall, Rod at Clemson (12/4/11)

5	JONES,Falando vs Miss. Valley State (11/22/11)
5	JOYNER, Terrence vs Miss. Valley State (11/22/11)
5	THORNTON, Kellen vs Tennessee State (11/20/11)
5	EDOMWONYI, Egheosa at Elon (11/15/11)
5	KING, Tawaski vs Western Carolina (11/11/11)