



SOUTH CAROLINA BASKETBALL

MBB CONTACT: EMILY MILES // EFEENEY@MAILBOX.SC.EDU // 803-777-7743 // @EMILYFEENEYSID

2015-16 SCHEDULE

OVERALL: 23-6 | SEC: 10-6

NOVEMBER

8	Allen +	W, 71-43
14	Norfolk State %	W, 84-69
16	Oral Roberts	W, 84-66
20	vs. DePaul !	W, 76-61
21/22	vs. Hofstra !	W, 94-84
23	vs. RV/RV Tulsa !	W, 83-75
27	Lipscomb	W, 92-76
30	Western Carolina	W, 76-53

DECEMBER

5	USF	W, 81-63
15	Drexel	W, 79-54
18	at Clemson ^	W, 65-59
22	vs. St. John's &	W, 75-61
30	Francis Marion	W, 78-56

JANUARY

2	Memphis	W, 86-76
5	at Auburn*	W, 81-69
9	Vanderbilt*	W, 69-65
13	at Alabama*	L, 73-50
16	Missouri*	W, 81-72
19	at Ole Miss*	W, 77-74 (OT)
23	at Tennessee*	L, 78-69
26	Mississippi State*	W, 84-74
30	Alabama*	W, 78-64

FEBRUARY

2	at Georgia*	L, 69-56
6	at 8/8 Texas A&M*	W, 81-78
10	RV/RV LSU*	W, 94-83
13	No. 22/21 Kentucky*	L, 89-62
16	at Missouri*	L, 72-67
20	--/RV Florida*	W, 73-69 (OT)
24	Tennessee*	W, 84-58
27	at Mississippi State*	L, 68-58

MARCH

3	Georgia*	7 p.m./ESPN2
5	at Arkansas*	5 p.m./SECN
9-13	SEC Tournament (Nashville)	TBD

All home games in **bold** | All times listed Eastern
 * indicates SEC contest | + indicates exhibition |
 SECN+ - SEC Network + | SECN - SEC Network
 | CBSSN - CBS Sports Network | % - Paradise Jam
 (Columbia, S.C.) | ! - Paradise Jam (St. Thomas,
 USVI) | & - Hall of Fame Shootout (Uncasville,
 Conn.) | ^ - game played at Bon Secours Arena

(--/RV) SOUTH CAROLINA (23-6, 10-6 SEC) vs. GEORGIA (15-12, 8-8 SEC)

THURS., MARCH 3 • COLONIAL LIFE ARENA (18,000) • COLUMBIA, S.C. • 7 P.M. ET



GAMECOCKS



BULLDOGS

VS.

Head Coach: Frank Martin (FIU, '93)
Record At Carolina: 68-60 (4th season)
Career Record: 185-114 (9th season)
Record vs. Georgia: 2-6

Top scorer: Carrera (14.5)
Top rebounder: Carrera (7.8)
Top assist maker: Thornwell (3.7)
Media Relations: Emily Miles
Twitter Updates: @GamecockMBB

Head Coach: Mark Fox
 (Eastern New Mexico, '91)
Record At UGA: 121-101 (7th)
Career Record: 244-144 (12th)

Record vs. S. Carolina: 11-2
Top scorer: Frazier (16.3)
Top rebounder: Maten (8.1)
Top assist maker: Frazier (4.1)
Media Relations: Mike Mobley
Twitter Updates: @UGABasketball

GAME 30

Broadcast: ESPN2
Play-By-Play: Joe Tessitore
Analyst: Sean Farnham

Radio: Gamecock Radio Network
Play-By-Play: Andy Demetra
Analyst: Casey Manning
Sirius: 81; **XM:** 81

Watch: WatchESPN
Live Stats: GamecocksOnline.com
Tickets: GamecockOnline.com

Series: UGA leads 56-50
Last Meeting: UGA win, 69-56,
 in Athens, Ga., Feb. 2, 2016
Series in Columbia: SC leads 31-18

PROBABLE STARTERS

SOUTH CAROLINA	HT.	WT.	YR.	HOMETOWN	PPG	RPG	MPG
G - #0 Sindarius Thornwell	6-5	215	Jr.	Lancaster, S.C.	12.7	4.8	32.7
G - #10 Duane Notice	6-2	218	Jr.	Toronto, Canada	11.3	2.4	26.3
F - #25 Mindaugas Kacinas	6-7	229	Sr.	Klaipeda, Lithuania	9.8	5.3	28.8
F - #24 Michael Carrera	6-5	214	Sr.	Anzoategui, Venezuela	14.5	7.8	27.6
F - #14 Laimonas Chatkevicius	6-11	245	Sr.	Klaipeda, Lithuania	9.4	4.5	22.0

GEORGIA	HT.	WT.	YR.	HOMETOWN	PPG	RPG	MPG
G - #4 Charles Mann	6-5	215	Sr.	Alpharetta, Ga.	10.6	4.0	28.7
G - #12 Kenny Gaines	6-3	205	Sr.	Atlanta, Ga.	13.5	3.1	29.3
G - #30 J.J. Frazier	5-10	155	Jr.	Glennville, Ga.	16.3	4.6	31.6
F - #1 Yante Maten	6-8	240	So.	Pontiac, Mich.	15.9	8.1	29.7
F - #34 Derek Ogbeide	6-8	250	Fr.	Atlanta, Ga.	4.0	5.2	14.7

TODAY'S GAME

South Carolina celebrates its seniors on Thursday, hosting Georgia on Senior Night at Colonial Life Arena. The Gamecocks look to even the season series vs. the Bulldogs, as UGA posted a 69-56 win in Athens in early February.

GAMECOCK CELEBRATE SENIOR CLASS ON THURSDAY

South Carolina will celebrate seven seniors on Thursday prior to tip off vs. Georgia. Senior Night festivities will take place for managers Robert Holmes, Pat Leyden and Dylan Stiles and student-athletes, Michael Carrera, Laimonas Chatkevicius, Mindaugas Kacinas and Brian Steele. The celebration will begin at 6:40 p.m. Arrive early to help us celebrate our seniors!

GAMECOCK STORYLINES

- South Carolina is in its 108th season of varsity basketball in 2015-16.
- Carolina is led by fourth-year head coach Frank Martin. Alongside him are associate head coach Matt Figger, assistant coaches Perry Clark and Lamont Evans and director of men's hoops operations, Andy Assaley.
- South Carolina is receiving votes in the USA Today/Coaches Top 25 Poll this week, but the Gamecocks have dropped out of the AP poll receiving votes category. The Gamecocks have been receiving votes or have been ranked for the past 14 weeks in the Coaches Poll, rising to as high as 15th, and Carolina was ranked or receiving votes for 13 straight weeks in the AP poll, rising to as high as 19th.
- South Carolina got off to a slow start, which saw Mississippi State take a 25-9 advantage midway through the first half in a Bulldog win last Saturday in Starkville. The Gamecocks would get no closer than eight points the rest of the way, and


















SOCIAL HUB

@GAMECOCKMBB // #GAMECOCKS
 FACEBOOK.COM/GAMECOCKMBB



SOUTH CAROLINA GAMECOCKS

OVERALL: 23-6; SEC: 10-6; HOME: 15-1; AWAY: 4-5; NEUTRAL: 4-0

0		SINDARIUS THORNWELL - Jr. - G - 6-5 - 215 - Lancaster, S.C. MIN PTS RBS AST FG% 3FG% FT% 32.7 12.7 4.8 3.7 35.6 31.3 77.9	- Season high 25 points with 9 assists and 6 rebounds in win at #8 Texas A&M - 24 points, 6 rebs, 5 assists/11-of-14 FT in win vs. LSU - 7 points, 6 assists against zero turnovers and two steals in home win vs. Tennessee - Led the team with 12 points, also 7 rebounds, 2 assists, 4 steals in loss at Mississippi State - Last 5 games: 10.4 points, 3.6 rebounds, 3.6 assists per game
1		MARCUS STROMAN - So. - G - 6-2 - 185 - Columbia, S.C. MIN PTS RBS AST FG% 3FG% FT% 14.7 2.2 2.0 1.3 25.0 50.0 66.7	- Did not play vs. Missouri due to concussion related symptoms - Dished three assists in the win vs. Mississippi State - Collected a season high 6 rebounds with two steals in home win vs. Alabama - 4 points, 3 rebounds in win vs. Florida - DNP in home contest vs. Tennessee due to flu like symptoms
2		RAYMOND DOBY - Fr. - F - 6-6 - 233 - Cahokia, Ill. MIN PTS RBS BLK FG% 3FG% FT% 5.1 1.6 0.8 0.1 33.3 0.0 53.8	- 7 minutes vs. LSU, provided 5 points, including a perfect 3-of-3 from FT line - Pulled down three rebounds with two points vs. Kentucky - DNP in home contest vs. Tennessee due to flu like symptoms
4		JAMALL GREGORY - Fr. - G - 6-2 - 202 - Washington, D.C. MIN PTS RBS AST FG% 3FG% FT% 6.6 1.7 0.9 0.1 50.0 33.3 54.5	- Season high 14 minutes vs. Francis Marion, scored six points, with 3 assists - Saw action at Alabama, scoring eight points with an assists - Season high 18 minutes in win at Ole Miss, 4 points, 4 rebounds, 2 assists - Dished an assist and collected two steals in win at #8 Texas A&M - Dished three assists in 18 minutes, adding a basket in win vs. LSU
5		TEMARCUS BLANTON - R-Fr. - G - 6-5 - 2015 - Locust Grove, Ga. MIN PTS RBS AST FG% 3FG% FT% 4.0 1.5 0.6 0.3 37.5 50.0 1.000	- Suffered a hip injury that required surgery during the 2014-15 preseason and missed the entire campaign - Scored first points as a Gamecock with two at the foul line vs. USF - Hit a pair of 3s on back-to-back possessions in final minutes of Drexel contest
10		DUANE NOTICE - Jr. - G - 6-2 - 218 - Woodbridge, Ontario MIN PTS RBS AST FG% 3FG% FT% 26.3 11.3 2.4 2.1 40.6 41.7 75.9	- Posted second 20-point game of the season with team high 21 vs. Missouri/5 3s to match career high - Team high 17 points - 15 in the first half - along with 4 assists in home win vs. Tenn. - 10 points and a steal in loss at Mississippi State - Last 5 games: 12.6 points, 3.2 rebounds, 2.6 assists per game
14		LAIMONAS CHATKEVICIUS - Sr. - F - 6-11 - 245 - Klaipeda, Lithuania MIN PTS RBS BLK FG% 3FG% FT% 22.0 9.4 4.5 0.9 51.0 26.9 71.6	- Double-double with 17 points and game high 10 rebounds in win at Ole Miss - Back in starting lineup vs. Florida, 13 points, 5 rebounds, 3 assists - 12 points, 6 rebounds and two steals in home win vs. Tennessee - 9 points, 7 rebounds in loss at Mississippi State - Last 5 games: 8.4 points, 4.6 rebounds, 0.6 blocks per game
15		PJ DOZIER - Fr. - G - 6-6 - 200 - Columbia, S.C. MIN PTS RBS AST FG% 3FG% FT% 19.5 6.9 3.2 2.1 37.6 17.1 54.0	- 9 points, four assists and a steal in win at #8 Texas A&M - Solid in win vs. LSU, 12 points, three assists and a steal - 12 points, 4 rebounds, 2 assists in contest at Missouri - Dished 6 assists and scored four points in 20 minutes in home win vs. Tenn. - Last 5 games: 4.4 points, 2.4 rebounds, 2.4 assists per game
20		JUSTIN MCKIE - Jr. - G - 6-4 - 197 - Columbia, S.C. MIN PTS RBS AST FG% 3FG% FT% 7.0 1.3 0.8 0.8 27.0 14.3 58.3	- Solid in win vs. Lipscomb, posting six points, and dishing a career high five assists with one steal in 19 minutes - DNP in home win vs. Alabama due to an illness - Scored four points in home win vs. Tennessee
21		JOHN RAGIN - Fr. - G - 6-2 - 177 - Eastover, S.C. MIN PTS RBS AST FG% 3FG% FT% 2.0 0.5 0.3 0.0 33.3 0.0 0.0	- Averaged 13 points during senior season at Cardinal Newman High School - Scored first-career points vs. Francis Marion - Not available vs. Memphis and Auburn due to an abdominal strain - Has missed the last six games due to an illness
23		ERIC COBB - Fr. - F - 6-9 - 296 - Jacksonville, Fla. MIN PTS RBS BLK FG% 3FG% FT% 6.1 1.2 1.8 0.1 65.0 0.0 0.56	- Four rebounds and a block in win vs. Drexel - Four points and five rebounds, playing very well vs. Clemson - Season high seven rebounds in win vs. Francis Marion, also two assists - DNP at Mississippi State due to flu like symptoms
24		MICHAEL CARRERA - Sr. - F - 6-5 - 214 - Anzoátegui, Venezuela MIN PTS RBS AST FG% 3FG% FT% 27.6 14.5 7.8 1.3 46.6 44.9 74.8	- 14 points, 10 rebounds for his eighth double-double of the season at Missouri - 20 points, 15 rebounds/3rd straight double-double, 3 assists/blocks/steals - 16 points, 10 rebounds for 10th double-double of the season in win vs. Tennessee - 6 points, 8 rebounds in loss at Mississippi State - Last 5 games: 16.2 points, 10.6 rebounds, 1.6 blocks per game
25		MINDAUGAS KACINAS - Sr. - F - 6-7 - 229 - Klaipeda, Lithuania MIN PTS RBS AST FG% 3FG% FT% 28.8 9.8 5.3 0.9 51.4 26.9 61.3	- 6 points, 6 rebounds and a pair of assists in win vs. LSU - Strong in win vs. Florida, 14 points, 7 rebounds in victory - Foul trouble early, but scored 11 points with three rebounds in win vs. Tenn. - 9 points, 6 rebounds in loss at Mississippi State - Last 5 games: 7.2 points, 4.4 rebounds per game
30		CHRIS SILVA - Fr. - F - 6-9 - 220 - Libreville, Gabon MIN PTS RBS BLK FG% 3FG% FT% 13.5 5.7 4.6 0.9 47.2 0.0 61.3	- Native of Gabon, but played high school basketball at Roselle Catholic in N.J. - 10 points with 8 rebounds and two blocks vs. Kentucky - 4 points, 6 rebounds at Missouri - 9 points and 9 rebounds in home win vs. Tennessee - Last 5 games: 5.6 points, 5.2 rebounds per game
31		JARRELL HOLLIMAN - R-So. - F - 6-7 - 200 - Alpharetta, Ga. MIN PTS RBS AST FG% 3FG% FT% 1.7 0.0 0.0 0.0 0.0 0.0 0.0	- Played one year at Elmhurst College - Also ran track and field during high school career - A music major who one day would like to play in a symphony - DNP in home contest vs. Tennessee or at Mississippi State due to flu like symptoms

INTERVIEW POLICIES

All interview requests must be made in advance to SID Emily Miles in the South Carolina Media Relations Office. Beginning with the start of practice in October, Miles will release a weekly coach and student-athlete availability schedule to media on Mondays.

Post-Game Interview Policy: After each home game, the visiting coach will address the media first, followed by South Carolina student-athletes then South Carolina head coach Frank Martin. (Depending on deadline, this may be altered on a game-by-game basis).

Road Interview Policy: Interviews with Coach Martin and Gamecock student-athletes while on the road will be scheduled according to the home post-game media procedure.

All interviews are to be coordinated through the Media Relations Office. This allows the staff to arrange the interview when it best suits the student-athlete's and the reporter's schedules. Please contact the Media Relations Office in advance to make your interview requests. Media are not permitted to contact student-athletes on their own at any time.

All interviews will take place at the designated media interview site for that day as listed in the weekly availability schedule or in the Media Relations Office.

Dormitory, apartment and cell phone numbers for student-athletes will not be provided to the media. Should you need to conduct a telephone interview with a student-athlete, a call will be placed to you from the student-athlete at a mutually agreeable time.

SOUTH CAROLINA MEDIA RELATIONS

Emily Miles, primary contact

Associate Director

cell: 803-727-3284

e-mail: efeeney@mailbox.sc.edu

Twitter: @EmilyFeeneySID

Website: www.GamecocksOnline.com

Facebook: www.Facebook.com/GamecockMBB

Twitter: @GamecockMBB

Instagram: @GamecockMBB

STAT COMPARISON

	SC	GEORGIA	NCAA Rank
Record	23-6	15-12	18/149
Conference Record	10-6	8-8	-
Current Streak	L1	W1	-
Scoring Avg.	76.4	69.4	101/262
Opponent Scoring Avg.	69.2	68.4	116/94
Scoring Margin	+7.2	+1.0	68/182
Field Goal %	.429	.421	227/268
Opponent Field Goal %	.395	.381	24/6
3-Point Field Goal %	.351	.371	154/62
Opponent 3-Point Field Goal %	.351	.318	211/48
3-Point Field Goal Made PG	6.2	6.5	245/218
3-Point Field Goal Attempts PG	17.8	17.8	271/313%
Free Throw %	.677	.681	255/237
Opponent Free Throw %	.675	.690	-
Rebounding Avg.	41.3	39.1	12/50
Opponent Rebounding Avg.	34.1	36.2	-
Rebounding Margin	+7.1	+2.9	26/85
Turnovers Avg.	14.1	13.3	297/228
Opponent Turnover Avg.	15.2	10.9	26/321
Assists Avg.	13.4	12.7	168/215
Blocks Avg.	4.4	5.3	65/25
Steals Avg.	6.8	5.1	97/290

% indicates total attempts

NCAA stats games through Feb. 29

BY THE NUMBERS

23

Carolina's 23 wins mark the most since the 2005-06 team also won 23 games. It's the most regular-season wins since the 1996-97 squad had 23 as well.

10

Carrera recorded his 10th double-double of the season vs. Tennessee on Feb. 24. It's the most double-doubles by a Gamecock in a season since Emmett Hall had 11 during the 1993-94 campaign.

10

South Carolina's 10 league wins mark just the fourth time in 25 seasons that the Gamecocks have recorded double-figure SEC victories (1997, 1998, 2009, 2016).

5

Junior guard Duane Notice needs just five points to reach 1,000 for his career. He'll be the third Gamecock to reach the career milestone this season (Thornwell and Carrera).

A SOUTH CAROLINA WIN WOULD ...

- Be the Gamecocks' 24th win of the season, the most since the 1996-97 team was 24-8 on the year.
- Be Carolina's 11th SEC win of the season, the most since the 1997-98 Gamecocks won 11 league games.
- Be the Gamecocks' third win vs. UGA in the last five meetings.
- Be Carolina's 16th home win this season, the most since the 2008-09 squad also won 16.

MSU posted a 68-58 win over Carolina. Junior guard Sindarius Thornwell tallied a team high 12 points, and classmate Duane Notice added 10. Carolina hit just 36.7 percent from the field and committed a season high 21 turnovers in the loss.

- Through 16 league games, Sindarius Thornwell and Michael Carrera have led the Gamecocks in scoring in all but two SEC games, Carrera leading the Gamecocks in scoring seven times, and Thornwell seven as well

- South Carolina is 40th in the most recent NCAA RPI (March 2), and the Gamecocks are 8-3 against teams in the top 100 of the RPI.

- The Gamecocks are in their 25th season of competition in the Southeastern Conference in 2016. Carolina owns a 154-252 (.379) all-time record in SEC play.

- Frank Martin owns a 75-77 (.493) all-time record in conference games.

- Junior guard Duane Notice needs just five points to reach 1,000 for his career in the Garnet and Black. Notice would be the third Gamecock this season to reach the career milestone, as junior guard Sindarius Thornwell posted his 1,000th vs. Vandy on Jan. 9, and senior forward Michael Carrera reached the mark vs. Texas A&M on Feb. 6.

- South Carolina's offense hit on all cylinders in an 84-58 win over visiting Tennessee on Feb. 24. The win for Carolina evened the season series between the two schools, and was just the second SC win over UT in the last 10 meetings. Junior guard Duane Notice led four Gamecocks in double figures with 17, while senior forward Michael Carrera collected his 10th double-double of the season with 16 points and 10 rebounds.

- The Gamecocks dished 20 assists on 32 made baskets vs. Tennessee, collecting an assist on 62.5 percent of made baskets.

- The Gamecocks are 4-1 this season in games decided by five points or less.

- The Gamecocks broke a seven-game Florida win streak in the series between the two schools with a 73-69 overtime thriller vs. the Gators at Colonial Life Arena on Feb. 20. The win improved the Gamecocks to 22-5 on the season, their most regular-season wins since the 1996-97 campaign. Senior forward Michael Carrera once again led the offensive charge for Carolina, pacing four in double figures with a game high 20 points. Carrera also pulled down 15 rebounds to

mark his ninth double-double of the year.

- With his 20-point, 15-rebound effort vs. Florida, Carrera becomes the first Gamecock to post multiple 20-point, 15-rebound performances in a season since Jimmy Foster hit the mark three times during the 1983-84 campaign.

- Senior forward Mindaugas Kacinas was named CoSIDA Academic All-District on Feb. 11, as he holds above a 3.3 cumulative GPA. The honor is the first of his career, and Kacinas now moves onto the national ballot for Academic All-America honors.

- The Gamecocks hit just 32.7 percent (18-55) from the field, and Kentucky shot 48.4 percent (31-64), which saw the Wildcats post an 89-62 win over the Gamecocks in Columbia on Feb. 13. The UK win broke a 13-game South Carolina home win streak. Senior forward Michael Carrera continued to dominate on the offensive end, leading Carolina in scoring with 25 points, while pulling down 10 rebounds as well. The Wildcats saw two reach the 25-point mark, with sophomore guard Tyler Ullis leading the way with 27.

- South Carolina held off Ben Simmons and the LSU Tigers on Feb. 10 to jump to the top of the SEC standings with a 94-83 victory over the visitors. Junior guard Sindarius Thornwell led Carolina for the second straight game, hitting six shots, and adding 11 points from the charity stripe for a game high 24. Once again the Gamecocks shot well in the game, hitting 48.4 percent from the field, and 75.0 percent from the free throw line.

KEY STAT

South Carolina ranks fifth nationally in total free throw attempts, having 812 attempts from the charity stripe this season. The school record for free throw attempts in a season is 860, set by the 1956-57 squad that went 17-12 on the year. Grady Wallace led that team with 31.3 points per game, also a school record.

ASSOCIATED PRESS TOP 25

Feb. 29, 2016

Rk.	Team	Record	Pts.
1	Kansas (63)	25-4	1,623
2	Michigan State (2)	24-5	1,510
3	Villanova	25-4	1,479
4	Virginia	22-6	1,405
5	Xavier	25-4	1,356
6	Oklahoma	22-6	1,297
7	Miami (FL)	23-5	1,211
8	North Carolina	23-6	1,205
9	Oregon	23-6	1,065
10	West Virginia	22-7	1,056
11	Louisville	22-7	822
12	Indiana	23-6	819
13	Utah	23-7	751
14	Maryland	23-6	733
15	Purdue	22-7	613
16	Iowa	20-8	572
17	Duke	21-8	495
18	Arizona	22-7	450
19	Baylor	21-8	447
20	Texas A&M	22-7	419
21	Iowa State	20-9	413
22	Kentucky	21-8	405
23	Texas	19-10	338
24	SMU	24-4	196
25	California	21-8	178

Others receiving votes: Wisconsin 93, Seton Hall 60, Wichita St 43, Saint Joseph's 29, Notre Dame 14, Texas Tech 12, Cincinnati 4, Vanderbilt 3, Saint Mary's 3, Arkansas-Little Rock 2, Valparaiso 2, Dayton 1, Stephen F. Austin 1

Dropped from rankings: Notre Dame 23

USA TODAY TOP 25

Feb. 29, 2016

Rk.	Team	Record	Pts.
1	Kansas (31)	25-4	799
2	Villanova	25-4	734
3	Michigan State (1)	24-5	733
4	Virginia	22-6	673
5	Xavier	25-4	637
6	Oklahoma	22-6	623
7	Miami (FL)	23-5	607
8	North Carolina	23-6	584
9	West Virginia	22-7	518
10	Oregon	23-6	510
11	Indiana	23-6	434
12	Maryland	23-6	405
13	Purdue	22-7	330
13	Utah	23-7	330
15	Iowa	20-8	321
16	Arizona	22-7	307
17	Baylor	21-8	288
18	Texas A&M	22-7	261
19	Kentucky	21-8	226
20	Iowa State	20-9	221
21	Duke	21-8	211
22	Texas	19-10	187
23	Wichita St	23-7	68
24	Saint Mary's	24-4	61
25	California	21-8	58

Others receiving votes: Wisconsin 52, Notre Dame 42, Seton Hall 39, Texas Tech 36, Providence 28, Pittsburgh 17, Saint Joseph's 17, **South Carolina 16**, Dayton 14, Valparaiso 6, St Bonaventure 4, Colorado 2, Arkansas-Little Rock 1

Dropped from rankings: Notre Dame 20, Dayton 22, Providence 24



SOUTHEASTERN CONFERENCE STANDINGS

As of March 2

Team	Conference	Overall
Texas A&M	12-5	23-7
Kentucky	12-5	22-8
LSU	11-6	18-12
Vanderbilt	11-6	19-11
South Carolina	10-6	23-6
Ole Miss	8-8	18-11
Georgia	8-8	15-12
Alabama	8-8	17-11
Arkansas	8-8	15-14
Florida	8-9	17-13
Mississippi State	6-10	13-15
Tennessee	6-11	13-17
Auburn	5-12	11-18
Missouri	3-14	10-20

COACHES TELECONFERENCE

The weekly SEC men's basketball coaches teleconference will begin Monday, Jan. 4 and continue through March 7. Media representatives wishing to participate in the teleconference should contact the SEC Communications Department for further details. Each coach will appear on the teleconference for seven minutes, according to the following schedule:

ORDER OF APPEARANCE (All Times Eastern)

11:00 a.m.	Kevin Stallings, Vanderbilt
11:07 a.m.	Mike White, Florida
11:14 a.m.	Frank Martin, South Carolina
11:21 a.m.	Mark Fox, Georgia
11:28 a.m.	Johnny Jones, LSU
11:35 a.m.	John Calipari, Kentucky
11:42 a.m.	Rick Barnes, Tennessee
11:49 a.m.	Mike Anderson, Arkansas
11:56 a.m.	Avery Johnson, Alabama
12:03 a.m.	Bruce Pearl, Auburn
12:10 a.m.	Andy Kennedy, Ole Miss
12:17 a.m.	Ben Howland, Miss. State
12:24 a.m.	Kim Anderson, Missouri
12:31 a.m.	Billy Kennedy, Texas A&M

In addition, the SEC men's basketball teams who make it to postseason will be on a teleconference on Monday, March 14 beginning at 10:00 a.m. CT.

All SEC basketball teleconferences can be listened to on the internet at www.secdigitalnetwork.com shortly after the conclusion of the teleconference.

CAROLINA BENCH PRODUCTION

GAME	SC-OPP	DIFF.	SC HIGH
			BENCH SCORER
Norfolk State	38-36	+2	Notice, 14
Oral Roberts	26-8	+18	Notice, 18
vs. DePaul	22-32	-10	Notice, 11
vs. Hofstra	16-15	+1	Notice/Silva, 7
vs. Tulsa	15-22	-8	Notice, 11
Lipscomb	34-33	+1	Notice, 16
Western Carolina	24-17	+7	Silva, 9
USF	23-25	-2	Notice, 15
Drexel	26-19	+7	Silva, 9
at Clemson	16-8	+8	Notice, 10
vs. St. John's	26-11	+15	Notice, 20
Francis Marion	48-32	+16	Silva, 13
Memphis	28-30	-2	Notice, 15
at Auburn	24-3	+21	Notice, 12
Vanderbilt	15-23	-8	Notice, 8
at Alabama	22-28	-6	Gregory, 8
Missouri	17-31	-14	Silva, 9
at Ole Miss	20-13	+7	Notice, 14
at Tennessee	29-14	+15	Notice, 14
Mississippi State	18-4	+14	Notice, 13
Alabama	17-7	+10	Chatkevicius, 8
at Georgia	13-8	+5	Chatkevicius, 7
at Texas A&M	9-16	-7	Notice, 5
LSU	31-14	+17	Notice, 15
Kentucky	16-6	+10	Notice, 10
at Missouri	28-22	+6	Notice, 21
Florida	4-33	-29	Stroman, 4
Tennessee	21-29	-8	Silva, 9
at Mississippi State	12-21	-9	Silva, 5
Georgia			
at Arkansas			

SPECIALTY STATS

(PP) points in paint; (OT) points off turnovers; (2nd) second chance points; (FB) fast break points

(South Carolina-Opponent)

GAME	PP	OT	2ND	FB
Norfolk State	24-14	19-13	21-13	10-4
Oral Roberts	42-20	12-5	25-6	7-2
vs. DePaul	30-22	11-12	19-11	9-6
vs. Hofstra	44-18	13-15	24-9	8-6
vs. Tulsa	34-32	18-12	4-6	4-8
Lipscomb	54-28	18-13	13-9	16-9
Western Carolina	32-12	18-6	13-9	8-10
USF	38-30	27-8	10-13	23-9
Drexel	34-12	18-2	9-3	10-0
at Clemson	24-24	6-12	11-13	2-0
vs. St. John's	36-20	13-19	14-9	2-2
Francis Marion	34-18	29-7	10-8	12-2
Memphis	28-20	17-10	17-12	2-12
at Auburn	32-24	28-22	9-6	12-4
Vanderbilt	36-22	18-9	12-12	13-2
at Alabama	26-20	8-23	6-12	6-2
Missouri	44-32	20-9	21-5	10-19
at Ole Miss	40-26	11-9	19-13	0-8
at Tennessee	40-14	17-24	14-2	7-7
Mississippi State	36-18	18-22	14-13	4-13
Alabama	28-26	14-4	23-15	11-12
at Georgia	22-22	12-14	12-16	0-4
at Texas A&M	28-26	19-22	8-11	12-9
LSU	38-36	16-8	7-19	11-9
Kentucky	20-34	10-22	16-14	7-12
at Missouri	26-28	19-20	8-14	4-10
Florida	38-26	15-16	15-11	11-9
Tennessee	42-14	15-9	14-6	8-2
at Mississippi State	30-32	15-24	16-9	2-15
Georgia				
at Arkansas				
SEC Tourney				
NCAA Tourney				
SC Total	980	474	404	231
SC Average	33.7	16.3	13.9	8.0
Opp Total	670	391	299	207
Opp Average	23.1	13.5	10.3	8.1

UNIVERSITY INFORMATION

Location.....	Columbia, S.C.
Founded.....	1801
Enrollment.....	32,972
Nickname.....	Gamecocks
Colors.....	Garnet (PMS 202) and Black
National Affiliation.....	NCAA Division I
Conference.....	Southeastern (SEC)
Athletics Web Address.....	www.GamecocksOnline.com
University Web Address.....	www.sc.edu
President.....	Dr. Harris Pastides
NCAA Representative.....	Dr. Valinda Littlefield
Athletics Director.....	Ray Tanner
Basketball Administrator/Chief Operating Officer.....	Kevin O'Connell

BASKETBALL STAFF/INFORMATION

Head Coach.....	Frank Martin
Alma Mater.....	Florida International, '93
Record At South Carolina/Seasons.....	68-60 (.531), 4th season
Overall Record/Seasons.....	185-114 (.618), 9th season
Assoc. Head Coach/Recruiting Coord.	Matt Figger (Eastern Kentucky, '95)
Assistant Coach.....	Perry Clark (Gettysburg, '74)
Assistant Coach.....	Lamont Evans (Kansas State, '09)
Director of Basketball Operations.....	Andy Assaley (Cincinnati, '96)
Strength & Conditioning Coach.....	Scott Greenawalt (Muskingum College, '98)
Athletic Trainer.....	Mark Rodger (Buffalo, '01)
Video Coordinator.....	Patrick Schulte (Kansas State, '13)
Student-Athlete Development.....	Doug Edwards (Florida State, '07)
Associate Media Relations Director.....	Emily Miles (Feeney) (Ball State, '03)
Home Arena.....	Colonial Life Arena
Capacity.....	18,000
Arena General Manager.....	Lexi Boone
Press Row Phone Number.....	803-777-6182

BASKETBALL HISTORY

First Year of Basketball.....	1908
All-Time Record.....	1,364-1,210-1 (.530)
Overall Postseason Record.....	25-18
NCAA Tournament Appearances	8 (1971, 1972, 1973, 1974, 1989, 1997, 1998, 2004)
NCAA Tournament Record.....	4-9
Last NCAA Tournament Appearance.....	2004, L vs. Memphis, 59-43
NIT Appearances.....	11 (1969, 1975, 1978, 1983, 1991, 1996, 2001, 2002, 2005, 2006, 2009)
NIT Record.....	21-9
Last NIT Appearance.....	2009, L vs. Davidson, 70-63
Conference Championships/Titles.....
SoCon Regular Season (1927, 1933, 1934, 1945); SoCon Tournament Champion (1933); ACC Regular Season (1970); ACC Champion (1971); SEC Regular Season (1997); SEC East Division Co-Champions (2009)	

TEAM INFORMATION

2014-15 Record.....	17-16
Southeastern Conference Record/Finish.....	6-12/t-11th
SEC Tournament Record.....	2-1
Postseason.....	N/A
Letterwinners Returning/Lost.....	8/4
Starters Returning/Lost.....	4/1
<i>*based on final game starters from 2014-15 season</i>	
Newcomers.....	7
Roster Breakdown.....	4 seniors, 3 juniors, 2 sophomores, 7 freshmen

- The Gamecocks notched their first road win over a top-10 opponent in 10 years on Feb. 6, winning a thriller at Reed Arena vs. No. 8/8 Texas A&M, 81-78. Junior guard Sindarius Thornwell had his top game of the season, posting 25 points - just one shy of matching his career high - while also dishing an impressive nine assists to lead the Gamecocks in the win. Senior forward Michael Carrera continued his hot streak as well, scoring 20 points en route to the 1,000th of his career. Carrera also dished two assists in the win.

- South Carolina's win at No. 8/8 Texas A&M marked its first road win over a top-10 opponent since defeating No. 6/7 Florida in Gainesville on Feb. 8, 2006.

- The win at A&M was the Gamecocks' second top-10 win in the last two seasons, as the Gamecocks defeated then No. 9/9 Iowa State in a neutral site meeting in New York City on Jan. 3, 2015.

GAMECOCKS IN THE POLLS

South Carolina is receiving votes in the USA Today/Coaches Top 25 Poll this week, but the Gamecocks have dropped out of the AP poll receiving votes category. The Gamecocks have been receiving votes or have been ranked for the past 14 weeks in the Coaches Poll, rising to as high as 15th, and Carolina was ranked or receiving votes for 13 straight weeks in the AP poll, rising to as high as 19th.

SCOUTING GEORGIA

- Georgia enters Thursday's contest with a 15-12 overall record, including an 8-8 mark in SEC games.

- UGA most recently posted an 80-66 home win vs. Ole Miss last Saturday, snapping a three-game losing streak after losses to Florida, Vandy and Auburn.

- Georgia relies on four players for the bulk of its offense, with the combination of J.J. Frazier (441 points), Yante Maten (428), Kenny Gaines (351) and Charles Mann (285) accounting for 80.2 percent of the Bulldogs' scoring this season.

- Frazier's 16.3 points per game lead the team. That number is slightly higher in league games at 16.6 per game, also a team best.

- Frazier has also collected a team best 41 steals on the year, which is second in the SEC at 1.8 per game. He had four steals vs. South Carolina in the Feb. 2, matchup in Athens.

- Maten paces the squad and is seventh in the SEC with 8.1 rebounds per game in overall games this season. His 8.6 mark in league games ranks fifth.

- UGA ranks fourth in the SEC in scoring defense, as opponents average just 69.7 points per game. The team is also among the best in field goal percentage defense, as opponents hit just 38.7 percent from the field, which is second to only Kentucky (38.2%).

- UGA is led by head coach Mark Fox in his seventh season.



UP NEXT

South Carolina concludes the regular season when it travels to face Arkansas on Saturday. The Gamecocks will have their first Thursday-Saturday turnaround of the season, facing the Razorbacks on the road just 46 hours after tip-off vs. Georgia on Thursday. Game time vs. Arkansas is set for 5 p.m. ET, with Matt Stewart (play-by-play) and John Pelphrey (analyst) on the call for the SEC Network.

GAMECOCK DEFENSE

Gamecock opponents average 69.2 points per game this season against the Carolina defense, which also forces an average of 15.2 turnovers per game, and collects 6.8 steals per game. Below is a quick look at where the Gamecocks rank in the SEC (overall games) in a selection of defensive categories (through March 1 games):

Scoring Defense: 7th, 69.2 opp. points per game (Texas A&M 1st with 65.8 per game)
FG Percent Defense: 4th, 39.5 percent (Georgia 1st with 38.1 percent)
Rebounding Defense: 2nd, 34.1 opponent rebounds per game (Kentucky 1st with 33.6 per game)
Steals: 5th, 6.8 per game (LSU 1st with 8.0 per game)
Defensive Rebound Percent: 2nd, 70.8 percent (782 defensive rebs., compared to 322 opponent offensive rebs. per game), Vanderbilt 1st, 71.0 percent (878 defensive rebs., compared to 359 opponent offensive rebs. per game)

GAMECOCK OFFENSE

South Carolina has scored at least 80 points in 13 games this season, capped by its 94-point effort vs. Hofstra and LSU. Last season, Carolina eclipsed the 80-point mark just four total times. Below is a quick look at where the Gamecocks rank in the SEC (overall games) in a selection of offensive categories (through March 1 games):

Scoring: 5th, 76.4 points per game (LSU 1st with 80.1 per game)
Scoring Margin: 4th, +7.2 margin (Kentucky 1st with +10.9)
3-point FG Percent: 6th, 35.1 percent (Arkansas 1st with 40.7 percent)
Offensive Rebounds: 1st, 14.3 per game

BY THE NUMBERS

25 - The South Carolina schools record for wins in a season, set by the 1969-70 squad that posted a 25-3 overall record, including a 14-0 mark in ACC games to clinch the ACC regular-season title.

778 - Senior forward Michael Carrera ranks second among active players in the SEC with 778 career rebounds.

19 - Junior guard Duane Notice hit four 3s in the home win vs. Tennessee. It marked the 19th time in his career that he has hit at least three from beyond the arc in a game.

9 - South Carolina committed just nine turnovers in the home win vs. Tennessee, matching the second-fewest committed by the Gamecocks in a game this season.

8 - Junior guard Duane Notice matched a career high with eight assists in the win vs. Florida on Feb. 20.

41.7% - In overall games this season, Duane Notice ranks fifth in the SEC in 3-point field goal percentage at 41.7 percent.

300 - Thursday's game vs. Georgia marks the 300th game that head coach Frank Martin has coached in the college ranks as a head coach.

18,000 - The contest vs. Florida marked the third sellout this season, and also marked the first time that the Colonial Life Arena has been sold out three times in one season for men's basketball.

5 - Junior guard Duane Notice is just five points away from reaching 1,000 for his career. When he reaches the mark, he'll be the third Gamecock this season to reach the career milestone - junior guard Sindarius Thornwell tallied his 1,000th career point vs. Vandy on Jan. 9, and senior forward Michael Carrera reached the mark vs. Texas A&M on Feb. 6.

7 - Senior forward Michael Carrera is one of just seven Gamecocks all-time to reach 1,000 points and at least 700 rebounds.

16.3/9.1 - Senior forward Michael Carrera ranks ninth in the league in strictly league games with 16.3 points per game, and third with 9.1 rebounds per game.

33.7 - The Gamecocks have out-scored 24 of 29 opponents this season in points in the paint, averaging 33.7 points in the paint per game. That accounts for 44.2 percent of the Gamecocks' points scored this season.

5 - Rookie forward Raymond Doby saw seven minutes of action in the victory vs. LSU, scoring five points to help the Gamecocks in a critical stretch in the second half. Doby scored three of those points at the foul line, while also dishing an assist and grabbing a steal.

25/24 - Junior guard Sindarius Thornwell tallied 25 points in the win at Texas A&M on Feb. 6 and 24 in the matchup vs. LSU. It marked the first back-to-back 20-point performances for Thornwell since his rookie season of 2013-14.

31 - The Gamecocks bench accounted for 31 points in the win vs. LSU, the most bench points scored for Carolina during the SEC campaign.

22 - The Gamecocks dished 22 assists on 30 made baskets in the win at Texas A&M. The second-most assists in a game this season for Carolina (24 vs. Lipscomb).

9 - Junior guard Sindarius Thornwell matched a career high with nine assists in the win at Texas A&M. For the year, Thornwell leads the Gamecocks with 3.7 assists per game.

6-6/5-5 - In the win at A&M, senior forward Michael Carrera reached his 1,000th career point, hitting 6-of-6 from the field, and 5-of-5 from the 3-point line. His five made 3s marked a new career high.

10+ - At least two Gamecocks have reached double-figure scoring in every game this season, with the exception of the Alabama contest on Jan. 13.

50+ - South Carolina has four games with at least 50 rebounds this season, including 51 on Jan. 26 vs. Mississippi State and 50 vs. Alabama on Jan. 23.

25 - Carolina out-rebounded Mississippi State by 25 on Jan. 26, the biggest margin for the Gamecocks since out-rebounding The Citadel by 24 on Nov. 12, 2007. A span of 271 games.

34 - Senior forward Michael Carrera's 34 points against Mississippi State were the most scored by a Gamecock since Brenton Williams tallied 32 in a road contest at Missouri on Jan. 25, 2014.

18 - Rookie guard Jamall Gregory played a season high 18 minutes in Carolina's win at Ole Miss on Jan. 19. Gregory scored four points, including a highlight reel dunk in the second half, while also pulling down five rebounds. He also aided the Gamecock offense with two assists against zero turnovers in the contest.

11 - South Carolina trailed by as many as 11 points in the matchup at Ole Miss before the comeback win. It was Carolina's first comeback win in a true road game after trailing by double-digits since posting a 58-55 win at Clemson on Dec. 4, 2011. The Gamecocks trailed the Tigers by 10 in that contest.

5 - In scoring a team high 22 points at Auburn, Thornwell hit a career high five 3s. It was the most made 3s in a game by a Gamecock since classmate Duane Notice hit his own career high five vs. Clemson last season.

+7.1 - The Gamecocks have out-rebounded 23 of 29 opponents this season by a mark of +7.1 rebounds per game, which leads the SEC and ranks 26th nationally.

53 - Carolina's 53 rebounds versus Memphis marked the most for the Gamecocks in a game since pulling down 55 vs. USC Upstate on Nov. 23, 2010.

12-12 - Junior guard Duane Notice hit 12-of-12 from the free throw line in the Jan. 2 win vs. Memphis. It marked career highs for Notice in both makes and attempts, and the top mark by a Gamecock this season.

39 - South Carolina ranks 39th in the most recent ESPN BPI (Feb. 25), which accounts for the final score, pace of play, site, strength of opponent and absence of key players in every Division I men's game.

39 - 39 opposing players have fouled out through Carolina's first 29 games, and opponents are averaging 23.4 fouls committed this season. A deep bench has helped the Gamecocks have just eight DQs so far this season, with an average of 20.1 fouls per game.

36 - South Carolina trailed for only 36 seconds in three games at the Paradise Jam, all against Hofstra.

48.4% - The Gamecocks shot 48.4 percent from the floor in three games at the Paradise Jam, led by senior forward Mindaugas Kacinas' 65.5 percent (19-29) at the event.

3.0 - In the spring of 2015 the Gamecocks posted their fifth-straight semester of a 3.0 cumulative team GPA or higher.

SERIES VS. GEORGIA

Georgia leads the all-time series with South Carolina, 56-50, but the Gamecocks hold a 31-18 advantage in games played in Columbia. The most recent home win for Carolina vs. the Bulldogs came in a 67-50 victory last season, fueled by four Gamecocks in double-figures, led by Laimonas Chatkevicius' 12. A win vs. Georgia on Thursday would be the Gamecocks third in the series in the last five games. Below is a breakdown of the last 10 meetings between the two schools:

GEORGIA (50-56)

H: 31-18; A: 16-33; N: 3-5

F. 15, 2012	H	57-56	W	
M. 3, 2012	A	55-67		L
F. 2, 2013	H	55-67		L
F. 23, 2013	A	54-62 (OT)		L
J. 22, 2014	A	76-97		L
F. 22, 2014	H	56-73		L
J. 31, 2015	H	67-50	W	
F. 17, 2015	A	64-58	W	
M. 3, 2015	N	62-74		L
F. 2, 2016	A	56-69		L

CAROLINA TRENDS UNDER MARTIN

Gamecock trends under Frank Martin ...

- South Carolina is 41-30 when posting at least six made 3s in a game.
 - South Carolina posted a season high 12 made 3s in the upset road win at No. 8/8 Texas A&M on Feb. 6.
- South Carolina is 55-22 when scoring more points in the paint than its opponent.
 - The Gamecocks posted a 2015-16 season high 54 points in the paint vs. Lipscomb.
- South Carolina is 56-28 when holding its opponents to under 45 percent from the field.
 - South Carolina has held 22 of 29 opponents under 45 percent from the field this season, most recently Tennessee (34.9%).
- South Carolina is 54-27 when out-rebounding its opponent.
 - The Gamecocks out-rebounded Mississippi State by 25 in the Jan. 26 win vs. the Bulldogs.

KACINAS MOVING UP CAREER CHARTS

Senior forward Mindaugas Kacinas is moving up in the Gamecock record book in career games played and also in career field goal percentage. His 51.4 percent from the floor leads the Gamecocks this season.

GAMES PLAYED

1.	135, Brandon Wallace (2004-07)
2.	134, Tre' Kelley (2004-07)
3.	132, Carlos Powell (2002-05)
4.	127, Mindaugas Kacinas (2012-present)
5.	125, Mike Boynton, Jr. (2001-04)
6.	123, BJ McKie (1996-99)
	123, Aaron Lucas (1999-2002)
	123, Tarence Kinsey (2003-2006)
9.	122, Bud Johnson (1996-99)
	122, Herbert Lee Davis (1997-2000)

FIELD GOAL PCT. (Min. 200 att.)

1.	.596 (678-1138), Jimmy Foster (1981-84)
2.	.579 (191-340), Golie Augustus (1975-78)
3.	.575 (261-454), Kevin Darmody (1980-83)
4.	.571 (124-217), Edmond Wilson (1991-93)
5.	.553 (317-573), Renaldo Balkman (2003-06)
6.	.550 (357-649), Danny Traylor (1971-73)
7.	.542 (434-801), Cedrick Hordges (1979-80)
8.	.538 (855-1590), Alex English (1973-76)
9.	.534 (311-582), Mindaugas Kacinas (2012-pres.)
10.	.530 (472-890), Joe Rhett (1989-92)

CARRERA, NOTICE MARKING RECORD BOOK

Senior forward Michael Carrera now ranks in the Gamecock top 10 in both career rebounds and 3-point field goal percentage. His 7.8 rebounds per game lead Carolina this season and rank among SEC leaders. Junior guard Duane Notice also ranks among Carolina's best in 3-point field goal percentage, hitting 41.7 percent this season.

REBOUNDS

1. 1159, Lee Collins (1953-56)
2. 1116, Tom Owens (1969-71)
3. 1064, Alex English (1973-76)
4. 1001, Joe Smith (1952-55)
5. 1000, Jimmy Foster (1981-84)
6. **778, Michael Carrera (2012-present)**
7. 775, Brandon Wallace (2003-07)
8. 758, Darryl Martin (1986-88)
9. 744, Mike Callahan (1958-60)
10. 680, Tony Kitchings (1999-2003)

3-POINT PCT. (Min. 50 made)

1. .466 (117-251), Brent Price (1988-89)
2. .412 (169-410), Brenton Williams (2011-14)
3. .410 (102-249), Bryce Sheldon (2006-07)
4. .396 (131-330), Evaldas Baniulis (2006-10)
5. .388 (215-554), BJ McKie (1996-99)
6. .385 (264-686), Jamel Bradley (1999-2002)
7. **.384 (142-370), Duane Notice (2013-present)**
8. **.378 (74-196), Michael Carrera (2012-present)**
9. .376 (139-370), Jo Jo English (1989-92)
10. .371 (147-396), Brandis Raley-Ross (2006-10)

CHATKEVICIUS HITS 100 CAREER BLOCKS

Senior forward Laimonas Chatkevicius has reached the 100-career block milestone, now ranking in the Carolina top 10 with 104 career blocked shots.

BLOCKED SHOTS

1. 275, Sam Muldrow (2007-11)
2. 249, Brandon Wallace (2003-07)
3. 235, Danny Traylor (1971-73)
4. 230, Alex English (1973-76)
5. 226, Jeff Roulston (1989-92)
6. 160, Mike Brittain (1983-86)
7. 124, Ryan Stack (1995-98)
8. 123, Tony Kitchings (1999-2003)
9. 112, Renaldo Balkman (2003-06)
10. **104, Laimonas Chatkevicius (2012-present)**

MARTIN EARNS MID-SEASON HONOR

South Carolina head men's basketball coach Frank Martin is the recipient of the Jim Phelan Award Mid-Season Honors, as announced by College Insider in January. The Phelan Award is presented annually to the top coach in Division I men's basketball. The award is named in honor of Jim Phelan who coached his entire career at Mount Saint Mary's University. He led the Mountaineers to the 1962 NCAA Men's Division II Basketball Championship.

CARRERA MAKES GAMECOCK HISTORY VERSUS MISSISSIPPI STATE

Senior forward Michael Carrera averaged 27.0 points and 13.0 rebounds when he made Gamecock history last week, posting the first 30-point, 10-rebound game for Carolina since the Gamecocks joined the SEC with a career high 34 points and matching a career high with 15 rebounds in the win vs. Mississippi State. Carrera was 10-of-16 from the floor in the game, which included a pair of 3s, while he was also 12-of-15 from the free throw line. Carrera also blocked a season high three shots. The win vs. the Bulldogs gave Carolina 18 for the season the most since the 2008-09 campaign when the Gamecocks won 21 games. Carrera followed with another team-leading performance in the win vs. Alabama, posting his second-straight double-double and his third-straight 20-point game. He posted another fantastic effort from the charity stripe, hitting 12-of-14 attempts, while he also dished three assists and collected two steals in the win. Down by as many as 14 with 10 minutes remaining in the second half, Alabama pulled to within six with just over four minutes remaining, but Carrera responded, hitting a crucial 3 on the next Carolina possession to push the Gamecock lead back to nine with four minutes remaining. Carrera was a perfect 6-of-6 from the charity stripe in the final five minutes of the win vs. the Crimson Tide.

MISSISSIPPI STATE GAME NOTES

- Michael Carrera finished with six points and eight rebounds in the game. It was the first time he did not reach double figures in scoring since Jan. 16, a span of 11 games.
- Marcus Stroman returned to action after missing the Tennessee game with an illness.
- After scoring 10 points today, Duane Notice needs just five points to reach 1,000 for his career. He would be the third Gamecock to reach the milestone this season, joining Sindarius Thornwell and Michael Carrera.

TENNESSEE GAME NOTES

- Senior forward Michael Carrera recorded his 10th double-double of the season with 16 points and 10 rebounds
- Junior guard Duane Notice hit four 3s in the contest, marking the 19th time in his career he has hit at least three 3s in a game

- The win marked just the second Gamecock win vs. Tennessee in the last 10 meetings between the two schools.
- South Carolina out-scored Tennessee 42-14 in the paint. The Gamecocks are now 22-2 when out-scoring their opponent in the lane
- Sophomore guard Marcus Stroman, redshirt-sophomore guard Jarrell Holliman and freshman forward Raymond Doby were not available for tonight's contest due to flu like symptoms
- Freshman guard John Ragin was unavailable for the matchup vs. Tennessee due to an illness

FLORIDA GAME NOTES

- The 22 wins this season is second-most for the program since winning 23 in 2005-06. The nine SEC wins are the most since the 2009 team won 10.
- The win snaps Florida's seven-game win streak in the series. South Carolina is 14-21 at home in the series, but had not won at Colonial Life Arena since February 2010.
- This is the first overtime matchup in the all-time series.
- Sindarius Thornwell and Michael Carrera set new career highs in minutes played, at 44 and 43, respectively.
- In his first start of the season, Duane Notice matched his career high with eight assists and added four rebounds over 36 minutes.
- The Gamecocks leaned on their starters for the game, getting only four bench points compared to 33 for Florida.

MISSOURI GAME NOTES

- The team has lost back-to-back games for just the first time since February of last season, a span of 32 games. The loss also snaps a three-game win streak against the Tigers, but the Gamecocks are still winless in three attempts at Missouri.
- Duane Notice's 21 points were a new season high, and his five 3-pointers tied a career high.
- Missouri's 46 total rebounds tied USF for the most rebounds by a Gamecock opponent this season. The Tigers also attempted 38 free throws, another season high for an opponent.

KACINAS EARNS SEC PLAYER OF THE WEEK

Senior Mindaugas Kacinas was named the SEC Player of the Week on Monday, Nov. 30, his second-career weekly honor, after earning Freshman of the Week honors in 2012. The forward from Klaipeda, Lithuania, averaged 13.0 points and 7.0 rebounds per game the previous week in helping to lead the Gamecocks to two victories vs. Tulsa and Lipscomb, extending their win streak to six games to start the season. Kacinas scored 11 points and pulled down eight rebounds en route to a place on the Paradise Jam All-Tournament Team when the Gamecocks defeated previously unbeaten Tulsa and he provided 15 points, hitting 7-of-10 attempts from the floor, while also pulling down six rebounds in the win vs. Lipscomb.

KACINAS SHINES AT PARADISE JAM

Senior forward Mindaugas Kacinas put together one of the best stretches of his career in the Garnet and Black in three games at the U.S. Virgin Islands Paradise Jam. Kacinas paced the Gamecocks with a career high 23 points in the opening-round win vs. DePaul, hitting career marks with 10 makes on 15 attempts at the free throw line. He followed with an 18-point, 5-rebound effort in the win vs. Hofstra, hitting 9-of-10 from the floor. He concluded tournament action as one of five Gamecocks in double figures with 11 and eight rebounds in the championship win vs. Tulsa. For the event, he averaged a team high 17.3 points per game.

KACINAS NOMINATED FOR NABC GOOD WORKS TEAM

Senior forward Mindaugas Kacinas is one of 257 nominees for the NABC Good Works Team, an award which shines a spotlight on student-athletes who have shown dedication to service in their communities. Kacinas has been involved in numerous community service projects during his time at South Carolina. He has visited Transitions, a shelter in Columbia that helps prepare meals for the homeless, assisted Ronald McDonald House with household chores as well as baking and making care packages for the families. He has participated in several food drives and basketball clinics and been involved with the Special Olympics on numerous occasions, running drills, helping with a basketball tournament and playing games with the Special Olympics athletes. Kacinas has spent time reading to children at local elementary schools, participated in the Make-A-Wish Foundation and joined his teammates for two consecutive years in projects for the "8K in 8 Days" campaign. Most recently, the team contributed to the community following the historic flooding in Columbia, visiting a local Red Cross Shelter to help make care packages for families in need.

THORNWELL NAMED TO PRESEASON SQUAD

The Southeastern Conference unveiled its 12th annual men's basketball coaches pre-season All-SEC teams prior to the start of the season, and it was announced that Carolina junior guard Sindarius Thornwell was named to the second team. It marks the second-straight season that Thornwell has garnered second-team pre-season honors from the coaches. Thornwell scored 11.1 points per game last season, while he also pulled down a career high 4.9 rebounds and collected 1.3 steals per game.

DOWNEY NAMED SEC LEGEND

The Southeastern Conference released its list of 2016 Allstate SEC Basketball Legends in mid-February, where it was announced that Devan Downey would be South Carolina's Legend. Downey ranks fourth on the South Carolina all-time scoring list with 1,901 points, a mark he achieved in just three seasons (2008-10). He was a three-time first-team All-SEC performer by the AP and Coaches and earned honorable mention All-America honors in 2009 and 2010. He was also a two-time SEC All-Defensive team selection in '09 and '10. He owns the program's career record in steals, ranks second in field goals made, third in career scoring average and fourth in assists per game. This past fall, he became the 23rd member of the program to be inducted into the South Carolina Athletics Hall of Fame.

SEC PRESEASON POLL

The SEC released its preseason poll for the upcoming 2016 league campaign prior to the start of the season, and it was announced that the Gamecocks were predicted to finish seventh by a panel of both SEC and national media members. It was the highest predicted finish for Carolina since the league combined its East and West Divisions into one beginning with the 2012 league season. The media predicted Kentucky to win the SEC in 2016, followed by Vanderbilt, Texas A&M, LSU, Georgia, Florida and the Gamecocks.

SEC TOURNAMENT

The SEC Men's Basketball Tournament returns to Bridgestone Arena in Nashville in 2016. It will be the sixth time that the arena has served as the host of the SEC Tournament, having also hosted in 2001, 2006, 2010, 2013 and 2015. Also the home of the NHL's Nashville Predators, Bridgestone Arena has the distinction of being one of the busiest venues in the United States over the past decade and a half, hosting more

than 18 million guests during that time. Seating capacity is approximately 19,395 for basketball games. The winner of the 13-game tournament receives the SEC's automatic bid to the NCAA Tournament. The tournament seeds are determined by the 18-game conference schedule during the regular season. Teams are seeded 1-14 based on their regular season conference finish.

NON-CONFERENCE SCHEDULE

The Gamecocks finished the 2015-16 non-conference schedule with an undefeated record at 13-0. Carolina's non-conference slate featured five teams picked in the top half of their respective league preseason polls, including Hofstra, who was picked to win the Colonial Athletic Association. The lineup also featured three teams that had their conference pre-season player of the year in Jeff Short (Norfolk State/MEAC), Obi Emegano (Oral Roberts/Summit League) and Juan'ya Green (Hofstra/CAA). Tulsa, Lipscomb and Western Carolina also had players selected to their conference pre-season team of the year.

KEITA SIGNS WITH GAMECOCKS

South Carolina head men's basketball coach Frank Martin announced the signing of Sedee Keita (F - 6-9 - 215 - Philadelphia, Pa. - 22ft Basketball Academy (Greenville, S.C.)) to a National Letter of Intent during the fall signing period to join the Carolina basketball team. Keita will join the Gamecocks for the 2016-17 campaign and will have four years of eligibility beginning next fall.

Sedee Keita (F - 6-9 - 215 - Philadelphia, Penn. - 22ft Basketball Academy (Greenville, S.C.))

Noted as an athletic power forward who has a strong frame and good mobility and agility for his size ... A four-star recruit according to ESPN.com and rated the 78th player in the ESPN100 ... Also a four-star recruit according to Rivals.com and the No. 82 prospect overall ... Plays at 22ft Basketball Academy for coach Ryan Schmidt in Greenville, S.C. ... Native of Philadelphia.

LAST TIME VS. GEORGIA

GEORGIA, 69, SOUTH CAROLINA 56
FEB. 2, 2016/ATHENS, GA./STEGEMAN COLISEUM



Official Basketball Box Score - Game Totals -- Final Statistics
S. Carolina vs Georgia
02/02/16 7:00 PM ET at Stegeman Coliseum - Athens, Ga.

S. Carolina 56 • 19-3, 6-3

		Total			3-Ptr			Rebounds			PF	TP	A TO Blk Stl			Min
#	Player	FG-FGA	FG-FGA	FT-FTA	Off	Def	Tot	PF	TP	A	TO	Blk	Stl	Min		
24	CARRERA, Michael	4-12	2-5	1-3	2	8	10	5	11	0	4	3	0	37		
25	KACINAS, Mindaugas	2-7	0-1	3-6	5	1	6	2	7	1	3	0	0	22		
30	SILVA, Chris	1-2	0-0	1-1	1	2	3	5	3	0	2	2	0	8		
00	THORNWELL, Sindarius	5-15	2-8	6-6	3	8	11	1	18	1	1	2	1	37		
15	DOZIER, PJ	2-8	0-1	0-1	0	1	1	4	4	3	2	0	1	24		
01	STROMAN, Marcus	0-1	0-0	0-0	0	1	1	0	0	0	0	0	0	6		
02	DOBY, Raymond	0-0	0-0	0-0	0	0	0	1	0	0	0	0	1	6		
04	GREGORY, Jamall	0-0	0-0	0-0	0	1	1	0	0	0	0	1	0	3		
10	NOTICE, Duane	2-8	2-6	0-0	0	1	1	2	6	3	1	0	0	30		
14	CHATKEVICIUS, L.	2-4	1-1	2-2	0	1	1	3	7	1	1	1	0	22		
20	MCKIE, Justin	0-0	0-0	0-0	1	0	1	0	0	0	0	0	0	2		
23	COBB, Eric	0-0	0-0	0-0	0	0	0	0	0	0	0	0	0	3		
	Team				1	1	2									
	Totals	18-57	7-22	13-19	13	25	38	23	56	9	14	9	3	200		
FG % 1st Half: 6-28 21.4%		2nd half: 12-29 41.4%		Game: 18-57 31.6%		Deadball								Rebounds		
3FG % 1st Half: 3-11 27.3%		2nd half: 4-11 36.4%		Game: 7-22 31.8%												
FT % 1st Half: 8-11 72.7%		2nd half: 5-8 62.5%		Game: 13-19 68.4%												

Georgia 69 • 12-8, 5-4

		Total			3-Ptr			Rebounds			PF	TP	A TO Blk Stl			Min
#	Player	FG-FGA	FG-FGA	FT-FTA	Off	Def	Tot	PF	TP	A	TO	Blk	Stl	Min		
01	MATEN, Yante	8-15	0-0	2-3	1	7	8	1	18	0	2	4	0	37		
25	GENO, Kenny Paul	1-3	0-2	0-0	1	1	2	3	2	0	0	0	1	17		
04	MANN, Charles	2-5	1-3	6-8	1	3	4	3	11	3	3	0	1	31		
12	GAINES, Kenny	6-15	3-8	2-4	1	6	7	2	17	3	2	1	2	35		
30	FRAZIER, J.J.	3-11	3-8	4-6	1	5	6	4	13	5	2	0	4	25		
00	JACKSON II, William	0-2	0-1	0-0	1	0	1	0	0	0	1	0	0	8		
13	WILRIDGE, E'Torriion	1-1	1-1	2-2	0	1	1	0	5	0	1	1	0	12		
24	KESSLER, Houston	0-0	0-0	0-0	0	1	1	0	0	0	0	0	1	6		
32	EDWARDS, Mike	0-1	0-0	1-2	1	2	3	2	1	0	0	2	0	16		
34	OGBEIDE, Derek	1-4	0-0	0-0	3	4	7	2	2	0	2	0	0	13		
	Team				3	0	3									
	Totals	22-57	8-23	17-25	13	30	43	19	69	11	13	9	9	200		
FG % 1st Half: 12-29 41.4%		2nd half: 10-28 35.7%		Game: 22-57 38.6%		Deadball								Rebounds		
3FG % 1st Half: 5-8 62.5%		2nd half: 4-12 33.3%		Game: 8-23 34.8%												
FT % 1st Half: 5-8 62.5%		2nd half: 12-17 70.6%		Game: 17-25 68.0%												

Officials: Antinio Petty, Joe DeRosa, Jamie Luckie
Technical fouls: S. Carolina-CARRERA, Michael. Georgia-None.
Attendance: 6427

Score by periods	1st	2nd	Total
S. Carolina	23	33	56
Georgia	33	36	69

Points	In	Off	2nd	Fast	Bench
SC	22	12	12	0	13
UGA	22	14	16	4	8

Last FG - SC 2nd-00:39, UGA 2nd-01:52.
Largest lead - SC by 3 1st-13:21, UGA by 13 2nd-19:25.
SC led for 02:45, UGA led for 36:46. Game was tied for 00:29.

Score tied - 0 times.
Lead changed - 2 times.

ROSTER BREAKDOWN

Returning Starters (4)

Michael Carrera
Laimonas Chatkevicius
Duane Notice
Sindarius Thornwell
**based on final game of 2014-15 season*

Returning Letterwinners (8)

Michael Carrera
Laimonas Chatkevicius
Mindaugas Kacinas
Justin McKie
Duane Notice
Brian Steele
Marcus Stroman
Sindarius Thornwell

Guards (9)

TeMarcus Blanton
PJ Dozier
Jamall Gregory
Justin McKie
Duane Notice
John Ragin
Brian Steele
Marcus Stroman
Sindarius Thornwell

Forwards (7)

Michael Carrera
Laimonas Chatkevicius
Eric Cobb
Raymond Doby
Jarrell Holliman
Mindaugas Kacinas
Chris Silva

By Height

Jamall Gregory (6-2)
Duane Notice (6-2)
John Ragin (6-2)
Marcus Stroman (6-2)
Justin McKie (6-4)
TeMarcus Blanton (6-5)
Michael Carrera (6-5)
Brian Steele (6-5)
Sindarius Thornwell (6-5)
Raymond Doby (6-6)
PJ Dozier (6-6)
Jarrell Holliman (6-7)
Mindaugas Kacinas (6-7)
Eric Cobb (6-9)
Chris Silva (6-9)
Laimonas Chatkevicius (6-11)

2015-16 SOUTH CAROLINA MEN'S BASKETBALL ROSTER

Alphabetical Roster

No.	Name	Pos.	Ht.	Wt.	Cl.	Exp.	Hometown/High/Last School
5	TeMarcus Blanton	G	6-5	215	R-FR	HS	Locust Grove, Ga./Luella
24	Michael Carrera	F	6-5	214	SR	3VL	Anzoategui, Venezuela/Montrose Christian School
14	Laimonas Chatkevicius	F	6-11	245	SR	3VL	Klaipeda, Lithuania/South Kent School
23	Eric Cobb	F	6-9	296	FR	HS	Jacksonville, Fla./St. Francis Academy (Maryland)
2	Raymond Doby	F	6-6	233	FR	HS	Cahokia, Ill./Montrose Christian/St. John's Northwestern Military Acad. (Wisconsin)
15	PJ Dozier	G	6-6	200	FR	HS	Columbia, S.C./Spring Valley
4	Jamall Gregory	G	6-2	202	FR	HS	Washington, D.C./Coolidge/Elev8 Institute (Florida)
31	Jarrell Holliman	F	6-7	200	R-SO	1VL	Alpharetta, Ga./Alpharetta/Elmhurst College
25	Mindaugas Kacinas	F	6-7	229	SR	3VL	Klaipeda, Lithuania/Word of Life Fire Traditional School
20	Justin McKie	G	6-4	197	JR	2VL	Columbia, S.C./Irmo
10	Duane Notice	G	6-2	218	JR	2VL	Woodbridge, Canada/St. Michael's/St. Thomas More (Oakdale, Conn.)
21	John Ragin	G	6-2	177	FR	HS	Eastover, S.C./Cardinal Newman
30	Chris Silva	F	6-9	220	FR	HS	Libreville, Gabon/Roselle (N.J.) Catholic
35	Brian Steele	F	6-5	204	SR	3VL	Greenville, S.C./Wade Hampton School
1	Marcus Stroman	G	6-2	185	SO	1VL	Columbia, S.C./Keenan
0	Sindarius Thornwell	G	6-5	215	JR	2VL	Lancaster, S.C./Oak Hill Academy

Numerical Roster

No.	Name	Pos.	Ht.	Wt.	Cl.	Exp.	Hometown/High/Last School
0	Sindarius Thornwell	G	6-5	215	JR	2VL	Lancaster, S.C./Oak Hill Academy
1	Marcus Stroman	G	6-2	185	SO	1VL	Columbia, S.C./Keenan
2	Raymond Doby	F	6-6	233	FR	HS	Cahokia, Ill./Montrose Christian/St. John's Northwestern Military Acad. (Wisconsin)
4	Jamall Gregory	G	6-2	202	FR	HS	Washington, D.C./Coolidge/Elev8 Institute (Florida)
5	TeMarcus Blanton	G	6-5	215	R-FR	HS	Locust Grove, Ga./Luella
10	Duane Notice	G	6-2	218	JR	2VL	Woodbridge, Canada/St. Michael's/St. Thomas More (Oakdale, Conn.)
14	Laimonas Chatkevicius	F	6-11	245	SR	3VL	Klaipeda, Lithuania/South Kent School
15	PJ Dozier	G	6-6	200	FR	HS	Columbia, S.C./Spring Valley
20	Justin McKie	G	6-4	197	JR	2VL	Columbia, S.C./Irmo
21	John Ragin	G	6-2	177	FR	HS	Eastover, S.C./Cardinal Newman
23	Eric Cobb	F	6-9	296	FR	HS	Jacksonville, Fla./St. Francis Academy (Maryland)
24	Michael Carrera	F	6-5	214	SR	3VL	Anzoategui, Venezuela/Montrose Christian School
25	Mindaugas Kacinas	F	6-7	229	SR	3VL	Klaipeda, Lithuania/Word of Life Fire Traditional School
30	Chris Silva	F	6-9	220	FR	HS	Libreville, Gabon/Roselle (N.J.) Catholic
31	Jarrell Holliman	F	6-7	200	R-SO	1VL	Alpharetta, Ga./Alpharetta/Elmhurst College
35	Brian Steele	F	6-5	204	SR	3VL	Greenville, S.C./Wade Hampton School

Head Coach: Frank Martin (Florida International, '93)

Associate Head Coach/Recruiting Coordinator: Matt Figger (Eastern Kentucky, '95)

Assistant Coach: Perry Clark (Gettysburg, '74)

Assistant Coach: Lamont Evans (Kansas State, '09)

Director of Basketball Operations: Andy Assaley (Cincinnati, '96)

Strength & Conditioning Coach: Scott Greenawalt (Muskingum College, '98)

Athletic Trainer: Mark Rodger (Buffalo, '01)

Video Coordinator: Patrick Schulte (Kansas State, '13)

Student-Athlete Development: Doug Edwards (Florida State, '07)

Special Assistant to the Head Coach: Jarett Gerald (South Carolina, '11)

Associate Media Relations Director: Emily Miles (Feeney) (Ball State, '03)

TOP RETURNING ...


Scorer.....Notice, 11.7 ppg
Rebounder.....Carrera, 5.7 rpg
Assist Maker.....Stroman, 3.1 apg
FG Shooter *.....Kacinas, 56.1%
3-Point FG Shooter \$.....Notice, 36.3%
FT Shooter \$.....Notice, 79.1%
Shot Blocker.....Chatkevicius, 1.3 bpg
Steal Maker.....Thornwell, 1.3 spg

* at least 100 attempts

\$ at least 50 attempts

PRONUNCIATION GUIDE.

Lie-moan-us Ha-kev-a-chus
Justin MACK-ee
Min-dawg-us Kye-chin-is



HEAD COACH FRANK MARTIN

HEAD COACH | NINTH SEASON OVERALL | 185-114 (.618) | FOURTH SEASON AT SOUTH CAROLINA | 68-60 (.531)

THE MARTIN FILE

COACHING

Experience

31st year

College Experience

16th season

College Head Coach Experience

9th season

Hire Date At Carolina

March 27, 2012

PERSONAL

Hometown

Miami, Fla.

Alma Mater

Florida International, 1993 (B.A. Physical Ed.)

Family

Wife, Anya

Children, Brandon, Amalia and Christian

COACHING RESUME

High School

Miami Senior High, 1985-93

Varsity Boys' Assistant Coach

Junior Varsity Boys' Head Coach

North Miami High, Head Coach, 1993-95

Miami Senior High, Head Coach, 1995-98

B.T. Washington High, Head Coach, 1999-2000

College Assistant Coach

Northeastern, 2000-04

Cincinnati, 2004-06

Kansas State, 2006-07

College Head Coach

Kansas State, 2007-12

South Carolina, 2012-present

Frank Martin was named the head men's basketball coach at the University of South Carolina on March 27, 2012, becoming the 32nd head coach in the history of the South Carolina program, which enters its 108th season as a varsity sport in 2015-16. Martin owns a 162-108 (.600) overall record as a head coach, entering his ninth season overall, and fourth season at South Carolina.

During his first season (2012-13) in Columbia, Martin led his squad to a 14-18 record, which included a 4-14 mark in SEC contests. The Garnet and Black captured the Hoops For Hope Classic tournament crown after posting a 4-0 record competing in the event with home victories over Milwaukee and Rider, before defeating Missouri State in overtime, and UALR in Puerto Vallarta, Mexico, over the Thanksgiving holiday. Freshman forward Michael Carrera was honored after the conclusion of the regular season with selection to the 2013 SEC All-Freshman Team, as voted on by the league's head coaches. During the spring of 2013, the Gamecock coaching staff signed seven freshmen, while welcoming Villanova transfer Ty Johnson to the team, a recruiting class which ranked No. 23 in the nation according to ESPN.com.

Martin's second season (2013-14) leading the Gamecocks saw the squad win four of its final six games of the year, including two games in the SEC Tournament, marking the first Tournament wins for the Gamecocks since the 2008 campaign. Martin and his staff put together a non-conference schedule that challenged his team to prepare for the rigors of the SEC campaign. The Gamecocks posted several quality victories, including a win versus Saint Mary's at the Hawaiian Airlines Diamond Head Classic in December, and home victories versus Alabama, Vanderbilt and No. 17 Kentucky to name a few.

Martin tutored his second SEC All-Freshman Team honoree in as many seasons, as rookie guard Sindarius Thornwell led all freshmen in the SEC in league games in points (15.6) and assists (4.0) to earn a spot on the postseason team. Thornwell also garnered three SEC Freshman of the Week awards, and was named the Feb. 18 Wayman Tisdale National Freshman of the Week.

South Carolina put together a 9-3 non-conference record in 2014-15, entering SEC play receiving votes in both the Coaches and AP Top 25 polls for the first time since 2006 and 2009, respectively. Martin led his Gamecocks to a thrilling upset win over No. 9/9 Iowa State at the Barclays Center in Brooklyn, N.Y., on Jan. 3, marking Carolina's first win over a top-10 opponent since the 2009-10 campaign. The Gamecocks ranked as high as fourth in the nation in opponent field goal percentage during the season, and finished the campaign holding opponents to just 38.7 percent from the field, which ranked 13th nationally. Sophomore guards Duane Notice and Sindarius Thornwell each picked up an SEC Player of the Week honor during the campaign, and for the second-straight season, the Gamecocks won four of their final six games and won two contests in the SEC Tournament, advancing to the quarterfinal round.

Carolina posted a final record of 17-16 for the 2014-15 campaign, which marked the first winning season for the squad since the 2008-09 season, while Carolina's six SEC wins marked the highest since 2010 as well. Martin also announced during the summer, that his team had completed its fifth-straight semester with a cumulative team GPA of 3.0 or above in the spring. For its classroom achievements, South Carolina was honored with the NABC's Team Academic Excellence Award, the only SEC team to be named to the list. Individually, three Gamecocks were named to the NABC Honors Court, in juniors Laimonas Chatkevicius and Mindaugas Kacinas, and senior, Austin Constable, who was on his second Honors Court list. South Carolina saw 12 student-athletes named to the SEC Winter Academic, and the SEC First-Year Academic Honor Rolls for the year.

Martin tutored his second SEC All-Freshman Team honoree in as many seasons, as rookie guard Sindarius Thornwell led all freshmen in the SEC in league games in points (15.6) and assists (4.0) to earn a spot on the postseason team. Thornwell also garnered three SEC Freshman of the Week awards, and was named the Feb. 18 Wayman Tisdale National Freshman of the Week.

MARTIN'S CAREER RECORD, YEAR-BY-YEAR

YEAR	RECORD	CONFERENCE (FINISH)	POSTSEASON
2007-08	21-12	10-6 (3rd)	1-1; NCAA Tournament 2nd Round
2008-09	22-12	9-7 (t4th)	1-1; NIT
2009-10	29-8	11-5 (t2nd)	3-1; NCAA Tournament Elite Eight
2010-11	23-11	10-6 (t3rd)	1-1; NCAA Tournament Third Round
2011-12	22-11	10-8 (5th)	1-1; NCAA Tournament Third Round
2012-13	14-18	4-14 (t12th)	-
2013-14	14-20	5-13 (13th)	-
2014-15	17-16	6-12 (t11th)	-
2015-16	23-6	10-6	-
Totals	185-114 (.618)	75-77 (.493)	7-5 (.583)/4 NCAA/1 NIT

GAMECOCKS' RECORD WHEN ...

At home	15-1
On the road	4-5
At neutral sites	4-0
In overtime	1-0
vs. Top 25 team	1-1
vs. Top 10 team	1-0
vs. Top 3 team	0-0
Leading at half	18-0
Trailing at half	4-6
Tied at half	1-0
Shooting 50% or better	7-0
Shooting between 39-49%	14-1
Shooting less than 39%	2-5
Opp. shooting 50% or better	1-0
Opp. shooting between 39-49%	11-4
Opp. shooting less than 39%	11-2
Shooting better than opp.	21-1
Shooting worse than/equal to opp.	2-5
Starters out-score opp. starters	16-0
Opp. starters score/equal more	7-6
Bench out-scores opp. bench	14-4
Opp. bench scores/equals more	9-2
Having more FTs than opp.	19-1
Having equal/less FTs than opp.	4-5
Have more TOs than opp.	6-4
Having equal/less TOs than opp.	17-2
Having more rebounds than opp.	21-2
Having equal/less rebounds than opp.	2-4
Making 6 or more 3FGs	15-3
Having 15 or more assists	8-0
Score more points in paint than opp.	22-2
Scoring equal/less points in paint than opp.	1-4
Scoring more points off TOs than opp.	16-0
Scoring equal/less points off TOs than opp.	7-6
Scoring more 2nd-chance points than opp.	17-3
Scoring equal/less 2nd-chance points than opp.	6-3
Scoring more fast break points than opp.	15-1
Scoring equal/less fast break points than opp.	8-5
Wearing white uniforms	17-1
Wearing Garnet uniforms	5-2
Wearing Black uniforms	1-3
Playing on live TV/live broadcast	23-6
Playing in November	7-0
Playing in December	5-0
Playing in January	7-2
Playing in February	4-4
Playing in March	0-0
Playing a day-game	6-3
Playing a night-game	17-3
Playing on Sunday	1-0
Playing on a Monday	3-0
Playing on a Tuesday	5-2
Playing on a Wednesday	3-1
Playing on a Thursday	0-0
Playing on a Friday	3-0
Playing on a Saturday	8-3
Scoring margin is 5 points or less	4-1
Margin is between 6-10	5-2
Margin is between 11-20	10-1
Margin is more than 20	4-1
Scoring 59 points or less	0-3
Scoring 60-69 points	2-3
Scoring 70-79 points	8-0
Scoring 80-89 points	9-0
Scoring 90-99 points	3-0
Scoring 100+ points	0-0

MISCELLANEOUS

Current streak	L1
Home court streak	W2
Away streak	L2
Neutral court streak	W4

2015-16 SUPERLATIVES

(tied for team lead also included)

Scoring Leaders	'15-16	Career
Sindarius Thornwell	9	31
Michael Carrera	9	22
Duane Notice	4	16
Laimonas Chatkevicius	3	6
Mindaugas Kacinas	3	6
PJ Dozier	1	1
Chris Silva	1	1

Rebounding Leaders	'15-16	Career
Michael Carrera	15	55
Sindarius Thornwell	7	29
Chris Silva	5	5
Laimonas Chatkevicius	3	17
Mindaugas Kacinas	3	24
PJ Dozier	2	2
Eric Cobb	1	1

Assists Leaders	'15-16	Career
Sindarius Thornwell	15	39
Duane Notice	8	32
PJ Dozier	6	6
Michael Carrera	3	3
Marcus Stroman	2	12
Justin McKie	2	2
Mindaugas Kacinas	1	2

Blocks Leaders	'15-16	Career
Laimonas Chatkevicius	12	47
Michael Carrera	10	38
Chris Silva	9	9
Mindaugas Kacinas	5	22
PJ Dozier	5	5
Sindarius Thornwell	4	19
Marcus Stroman	1	3
Jamall Gregory	1	1
Eric Cobb	1	1

Steals Leaders	'15-16	Career
Sindarius Thornwell	13	35
PJ Dozier	9	9
Duane Notice	6	16
Marcus Stroman	6	11
Michael Carrera	5	20
Laimonas Chatkevicius	4	11
Chris Silva	3	3
Mindaugas Kacinas	1	14
John Ragin	1	1
Raymond Doby	2	2

Double-Figure Scoring	'15-16	Career
Michael Carrera	22	47
Sindarius Thornwell	20	64
Duane Notice	19	52
Mindaugas Kacinas	14	28
Laimonas Chatkevicius	11	31
PJ Dozier	8	8
Chris Silva	6	6
Marcus Stroman	1	3

20+ points	'15-16	Career
Michael Carrera	6	7
Sindarius Thornwell	4	13
Duane Notice	2	6
Mindaugas Kacinas	2	2
Laimonas Chatkevicius	1	1

30+ points	'15-16	Career
Michael Carrera	1	1

Double-Figure Rebounding	'15-16	Career
Michael Carrera	10	21
Mindaugas Kacinas	3	14
Laimonas Chatkevicius	2	6
Sindarius Thornwell	2	5
Chris Silva	1	1

5+ assists	'15-16	Career
Sindarius Thornwell	10	18
PJ Dozier	3	3
Duane Notice	2	13
Justin McKie	1	1

3+ steals	'15-16	Career
Sindarius Thornwell	8	15
PJ Dozier	4	4
Duane Notice	2	5
Michael Carrera	2	7
Marcus Stroman	1	2
Chris Silva	1	1

2+ blocks	'15-16	Career
Chris Silva	9	9
Michael Carrera	6	25
Laimonas Chatkevicius	4	27
Mindaugas Kacinas	3	19
PJ Dozier	1	1
Sindarius Thornwell	1	7

Double-Doubles	'15-16	Career
Michael Carrera	10	16
Mindaugas Kacinas	2	5
Sindarius Thornwell	2	5
Laimonas Chatkevicius	2	4

Clutch Free Throws (under 5 min/OT)	FT-FTA	FT%
Chris Silva	2-2	1.000
TeMarcus Blanton	4-4	1.000
Duane Notice	12-14	.857
Michael Carrera	50-61	.820
Mindaugas Kacinas	5-7	.714
Marcus Stroman	9-12	.750
Laimonas Chatkevicius	15-20	.750
Sindarius Thornwell	29-44	.659
PJ Dozier	3-6	.500
Raymond Doby	3-6	.500
Jamall Gregory	3-6	.500
Eric Cobb	0-2	.000
Totals	135-184	.734

Dunks	'15-16
Chris Silva	13
Laimonas Chatkevicius	11
Michael Carrera	9
PJ Dozier	6
Mindaugas Kacinas	5
Jamall Gregory	4
Sindarius Thornwell	3
Duane Notice	2

Miscellaneous
Largest Halftime Lead
SC 31, vs. USF, Dec. 5, 2015
Opp 15, Kentucky, Feb. 13, 2016
Smallest Halftime Lead
SC 3, vs. Oral Roberts, Nov. 16, 2015
Opp 1, twice, last at Texas A&M (Feb. 6, 2015)
Fewest Points In First Half
SC 22, vs. Alabama, Jan. 13, 2016
Opp 20, Francis Marion, Dec. 30, 2015
Most Points In First Half
SC 53, vs. USF, Dec. 5, 2015
Opp 51, Lipscomb, Nov. 27, 2015
Fewest Points In Second Half
SC 24, vs. Clemson, Dec. 18, 2015
Opp 25, WCU, Nov. 30, 2015
Most Points In Second Half
SC 55, vs. LSU, Feb. 10, 2016
Opp 49, Tennessee, Jan. 23, 2016
Most Points in Overtime
SC 11, at Ole Miss, Jan. 19, 2016
Opp 8, Ole Miss, Jan. 19, 2016
Largest Margin of Victory
SC 26, vs. Tennessee, Feb. 24, 2016
Opp 27, Kentucky, Feb. 13, 2016
Smallest Margin of Victory
SC 3, twice, last at Texas A&M (Feb. 6, 2015)
Opp 5, Missouri, Feb. 16, 2016



SOUTH CAROLINA GAMECOCKS

OVERALL: 23-6; SEC: 10-6; HOME: 15-1; AWAY: 4-5; NEUTRAL: 4-0

DATE	OPP.	W/L	SCORE	RECORD (SEC)	POINTS	REBOUNDS	ASSISTS	BLOCKS	STEALS	ATTENDANCE
11/14/15	Norfolk State	W	84-69	1-0 (0-0)	Thornwell/Notice (14)	Silva (9)	Dozier/Notice (3)	Silva (2)	Thornwell/Dozier (3)	10,623 (paid)
11/16/15	Oral Roberts	W	84-66	2-0 (0-0)	Chatkevicius (27)	Kacinas (13)	Thornwell (7)	Dozier (2)	Notice (2)	9,640 (paid)
11/20/15	vs. DePaul	W	76-61	3-0 (0-0)	Kacinas (23)	Thornwell (10)	Carrera (4)	Kacinas (2)	Dozier/Thornwell (2)	1,601
11/22/15	vs. Hofstra	W	94-84	4-0 (0-0)	Kacinas (18)	Thornwell/Dozier (9)	Thornwell (6)	Chatkevicius (3)	4 with 1	1,715
11/23/15	vs. RV/RV Tulsa	W	83-75	5-0 (0-0)	Chatkevicius (17)	Carrera (9)	Dozier (4)	2 with 1	Thornwell (5)	2,002
11/27/15	Lipscomb	W	92-76	6-0 (0-0)	Chatkevicius (17)	Silva (7)	Thornwell (6)	Silva (2)	Carrera/Notice (3)	8,793 (paid)
11/30/15	Western Carolina	W	76-53	7-0 (0-0)	Kacinas (20)	Kacinas/Silva (11)	McKie (4)	Silva (2)	Stroman (4)	8,957 (paid)
12/5/15	USF	W	81-63	8-0 (0-0)	Carrera (19)	Carrera (7)	Stroman (3)	Silva (3)	Dozier (4)	10,721 (paid)
12/15/15	Drexel	W	79-54	9-0 (0-0)	Dozier (16)	Silva (7)	Thornwell (5)	Chatkevicius (3)	Silva (2)	8,481 (paid)
12/18/15	at Clemson	W	65-59	10-0 (0-0)	Carrera (14)	Thornwell (9)	Thornwell (3)	3 with 1	3 with 1	14,446
12/22/15	vs. St. John's	W	75-61	11-0 (0-0)	Notice (20)	Carrera (12)	Carrera/Thornwell (3)	Dozier (1)	3 with 2	2,355
12/30/15	Francis Marion	W	78-56	12-0 (0-0)	Silva (13)	Cobb (7)	Thornwell (4)	Silva (3)	Dozier (5)	10,401 (paid)
1/2/16	Memphis	W	86-76	13-0 (0-0)	Thornwell (18)	Carrera (11)	Notice (3)	3 with 2	Thornwell (3)	13,035 (paid)
1/5/16	at Auburn	W	81-69	14-0 (1-0)	Thornwell (22)	Chatkevicius (10)	Thornwell (7)	---	Thornwell (3)	7,556
1/9/16	Vanderbilt	W	69-65	15-0 (2-0)	Thornwell (19)	Thornwell/Carrera (8)	Notice (4)	3 with 1	Chatkevicius (2)	15,055 (paid)
1/13/16	at Alabama	L	73-50	15-1 (2-1)	Carrera (14)	Carrera (10)	Notice/McKie (3)	3 with 1	4 with 1	12,443
1/16/16	Missouri	W	81-72	16-1 (3-1)	Thornwell (22)	Chatkevicius/Dozier (7)	Thornwell (4)	Chatkevicius/Kacinas (2)	Thornwell (3)	15,389 (paid)
1/19/16	at Ole Miss	W	77-74 (OT)	17-1 (4-1)	Carrera (19)	Chatkevicius (10)	Thornwell (6)	3 with 1	Stroman (2)	7,427
1/23/16	at Tennessee	L	78-69	17-2 (4-2)	Carrera (22)	Carrera (8)	Notice (5)	Chatkevicius/Silva (1)	Silva (3)	13,928
1/26/16	Miss. State	W	84-74	18-2 (5-2)	Carrera (34)	Carrera (15)	3 with 3	Carrera (3)	Notice (3)	12,764 (paid)
1/30/16	Alabama	W	78-64	19-2 (6-2)	Carrera (20)	Carrera (11)	Carrera/Kacinas (3)	Silva (3)	Carrera/Stroman (2)	18,000 (paid)
2/2/16	at Georgia	L	69-56	19-3 (6-3)	Thornwell (18)	Thornwell (11)	Dozier/Notice (3)	Carrera (3)	3 with 1	6,427
2/6/16	at #8 Texas A&M	W	81-78	20-3 (7-3)	Thornwell (25)	Thornwell/Silva (6)	Thornwell (9)	Gregory (1)	Thornwell (3)	11,240
2/10/16	RV/RV LSU	W	94-83	21-3 (8-3)	Thornwell (24)	3 with 6	Thornwell (5)	3 with 1	Carrera/Notice (2)	16,009 (paid)
2/13/16	22/21 Kentucky	L	89-62	21-4 (8-4)	Carrera (25)	Carrera (10)	Thornwell (3)	Carrera (3)	3 with 1	18,000 (paid)
2/16/16	at Missouri	L	72-67	21-5 (8-5)	Notice (21)	Carrera (10)	Thornwell (5)	Kacinas/Carrera (1)	Thornwell/Dozier (2)	5,017
2/20/16	Florida	W	73-69 (OT)	22-5 (9-5)	Carrera (20)	Carrera (15)	Notice (8)	Carrera (3)	Carrera (3)	18,000 (paid)
2/24/16	Tennessee	W	84-58	23-5 (10-5)	Notice (17)	Carrera (10)	Thornwell/Dozier (6)	3 with 1	Chatkevicius/Thornwell (2)	13,224 (paid)
2/27/16	at Miss. State	L	68-58	23-6 (10-6)	Thornwell (12)	Carrera (8)	Dozier (4)	3 with 1	Thornwell (4)	7,488 (paid)

% - Paradise Jam (Columbia, S.C.) | \$ - Paradise Jam (St. Thomas, USVI) | ^ - Game played at Bon Secours Arena (Greenville, S.C.) | & - Hall of Fame Shootout (Mohegan Sun Arena/Uncasville, Conn.)
| * indicates SEC contest

2015-16 GAME-BY-GAME STARTING LINEUPS

OPPONENT, RESULT	GUARD (1)	GUARD (2)	FORWARD (3)	FORWARD (4)	FORWARD (5)
Norfolk State, W	Dozier	Thornwell	Carrera	Kacinas	Chatkevicius
Oral Roberts, W	Dozier	Thornwell	Carrera	Kacinas	Chatkevicius
vs. DePaul, W	Dozier	Thornwell	Carrera	Kacinas	Chatkevicius
vs. Hofstra, W	Dozier	Thornwell	Carrera	Kacinas	Chatkevicius
vs. RV/RV Tulsa, W	Dozier	Thornwell	Carrera	Kacinas	Chatkevicius
Lipscomb, W	Dozier	Thornwell	Carrera	Kacinas	Chatkevicius
Western Carolina, W	Dozier	Thornwell	Carrera	Kacinas	Chatkevicius
USF, W	Dozier	Thornwell	Carrera	Kacinas	Chatkevicius
Drexel, W	Dozier	Thornwell	Carrera	Kacinas	Chatkevicius
at Clemson, W	Dozier	Thornwell	Carrera	Kacinas	Chatkevicius
vs. St. John's, W	Dozier	Thornwell	Carrera	Kacinas	Chatkevicius
Francis Marion, W	Dozier	Thornwell	Carrera	Kacinas	Chatkevicius
Memphis, W	Dozier	Thornwell	Carrera	Kacinas	Chatkevicius
at Auburn, W	Dozier	Thornwell	Carrera	Kacinas	Chatkevicius
Vanderbilt, W	Dozier	Thornwell	Carrera	Kacinas	Chatkevicius
at Alabama, L	Dozier	Thornwell	Carrera	Kacinas	Chatkevicius
Missouri, W	Dozier	Thornwell	Carrera	Kacinas	Chatkevicius
at Ole Miss, W	Dozier	Thornwell	Carrera	Kacinas	Chatkevicius
at Tennessee, L	Dozier	Thornwell	Carrera	Kacinas	Chatkevicius
Mississippi State, W	Dozier	Thornwell	Carrera	Kacinas	Chatkevicius
Alabama, W	Dozier	Thornwell	Carrera	Kacinas	Silva
at Georgia, L	Dozier	Thornwell	Carrera	Kacinas	Silva
at #8/8 Texas A&M, W	Dozier	Thornwell	Carrera	Kacinas	Silva
RV/RV LSU, W	Dozier	Thornwell	Carrera	Kacinas	Silva
22/21 Kentucky, L	Dozier	Thornwell	Carrera	Kacinas	Silva
at Missouri, L	Dozier	Thornwell	Carrera	Kacinas	Silva
Florida, W	Thornwell	Notice	Carrera	Kacinas	Chatkevicius
Tennessee, W	Thornwell	Notice	Carrera	Kacinas	Chatkevicius
at Miss. State, L	Thornwell	Notice	Carrera	Kacinas	Chatkevicius

GAME #30 - VS. GEORGIA - THURSDAY, MARCH 3, 2016 - GAMECOCK BASKETBALL

GAME 27 - CAROLINA 73, FLORIDA 69 (OT) FEB. 20, 2016/COLONIAL LIFE ARENA

COLUMBIA, S.C. - The 23rd-ranked South Carolina men's basketball team picked up a crucial win Saturday afternoon, holding off Florida (17-10, 8-6 SEC) in overtime, 73-69. Michael Carrera went for 20 points and matched his career-high with 15 rebounds to lead the team, four Gamecocks in total scored in double digits. The win keeps Carolina (22-5, 9-5) in position for a top-four seed in the upcoming conference tournament, and snaps a five-year winless streak against the Gators.

A 7-0 run gave South Carolina an early lead to start the game, and the team slowly added to its total through the first 10 minutes for a 21-10 lead. Mindaugas Kacinas was locked in early, hitting his first four shots from the field. As a team, the offense scored 20 of its 30 total first-half points in the paint. Following a Florida 3, the Gamecocks used another 9-0 run to take their largest lead of the day at 30-13 with seven minutes to play.

Unbeknownst to them at the time, that would be the team's final points of the period. The Gators closed the final seven minutes with a 20-0 run to storm back to a 33-30 halftime lead. Carolina missed nine-straight field goals and committed three turnovers to allow Florida to swing the momentum. Michael Carrera led the home side with eight points and nine rebounds in the first 20 minutes.

The Gators pushed the lead up to seven, 39-32, two minutes in to the second half, but the Gamecocks would not be deflated. They would turn Florida over four times and hold them scoreless for a five-minute stretch that helped Carolina climb back ahead 43-42 with 11 minutes to go in the game. From that point on it would be neck-and-neck, neither team would lead by more than four for the rest of regulation.

There would be ten lead changes in the final ten minutes of regulation, but the Gamecocks would hold a 64-63 advantage after a dunk from Sindarius Thornwell with 30 seconds to play. Florida would draw the foul on the other end, but split the free throws to tie it. Both teams had another chance to end it, but the game would move to the extra period.

In overtime, Laimonas Chatkevicius scored the team's first two baskets for an early lead in overtime, but Florida's Chris Chiozza hit a 3 off a turnover to take the 69-68 lead with 2:42 to go. South Carolina's defense would hold the Gators without a point the rest of the way, getting a pair of free throws from Carrera and Thornwell in the final 90 seconds to take the lead back for good.

GAME 28 - CAROLINA 84, TENNESSEE 58 FEB. 24, 2016/COLONIAL LIFE ARENA

COLUMBIA, S.C. - Behind four Gamecocks in double figures, South Carolina won its 10th SEC contest on Wednesday night, defeating Tennessee, 84-58, in Columbia. The win improves the Gamecocks to 23-5 on the year, and 10-5 in league games, while the Vols fall to 13-15, 6-9 SEC. Junior guard Duane Noticed paced Carolina with 17 points, while senior forward Michael Carrera collected his 10th double-double of the season with 16 points and 10 rebounds.

The 23 wins for South Carolina mark the most since the 2005-06 Gamecocks finished with a 23-15 record and Carolina's 10 SEC wins mark just the fourth time since joining the league that the Gamecocks have registered double-figure conference victories.

A 3 from junior guard Sindarius Thornwell just three minutes into the contest capped an 11-0 Gamecock run which saw the home team jump out to an early nine-point advantage. Tennessee answered with a run of its own to pull within two at 13-11, but six-straight points from freshman forward Chris Silva pushed the Carolina lead back to 19-11 with 13:21 to play in the half.

The teams traded made baskets until a lay-up from junior guard Justin McKie with 9:41 to play in the half pushed the Carolina lead to 29-23 and forced a Volunteer timeout. Tennessee pulled within three on a 3 pointer from Devon Baulkman out of the break, but the Gamecocks answered with a 3 from Noticed, and a lay-up from senior forward Laimonas Chatkevicius to lead 36-28 at the next media timeout.

Momentum from a forced Tennessee shot clock violation carried the Gamecocks into halftime. Three-point baskets on three-straight possessions from Noticed starting at the 2:19 mark propelled Carolina to a 15-point advantage at the break, 49-34.

Noticed led the way with 15 points in the first half, and Chatkevicius added eight. Both teams shot well in the opening stanza, with Carolina hitting 19-of-32 from the floor, 59.4 percent, and the Volunteers converting on 13-of-28 attempts, 46.4 percent. The Gamecocks dominated the paint, out-scoring the Vols 26-8 in the lane.

South Carolina opened up the second half on a 10-0 run and pushed its lead to 59-34 at the 16:15 mark. The Gamecocks were held scoreless for a four-minute span and a 3 from UT's Admiral Schofield and a jumper from Armani Moore pulled the Vols within 13 at 61-48 with 9:21 remaining.

Back-to-back 3s from Carrera and Kacinas gave Carolina a 27-point upperhand, 75-48 with 4:46 remaining, which forced a Volunteer timeout. Redshirt-freshman guard TeMarcus Blanton and rookie forward Eric Cobb each added a lay-up near the end of regulation, and the Gamecocks closed the 84-58 victory.

GAME 29 - MISS. STATE 68, CAROLINA 58 FEB. 27, 2016/HUMPHREY COLISEUM

STARKVILLE, Miss. - The South Carolina men's basketball team lost on the road at Mississippi State (13-15, 6-10 SEC) Saturday afternoon, 68-58. The Bulldogs' pressure on defense would earn them an early lead and the Gamecocks (23-6, 10-6) would not be able to recover. Sindarius Thornwell led the team in scoring with 12 points.

Mississippi State came out well-coordinated on defense from the tip, sagging to double on the post and jumping out on the passing lanes early and often. The Gamecocks were forced into three early turnovers and the Bulldogs scored off all three to take a 13-4 lead and force a timeout. Points on the next two possessions from Michael Carrera and Thornwell cut the deficit to five, but the home side reeled off a 12-1 run in just over five minutes to take its largest lead of the half at 25-9.

At the halftime break, Mississippi State held a 37-26 lead. Duane Noticed led the team with eight points, but the Gamecocks made just 9-of-30 shots (30 percent) while the Bulldogs enjoyed a 56 percent success rate (15-of-27).

The double-digit advantage would continue to star the final stanza, and MSU would push ahead as far as 17 (50-33). South Carolina cut Game to single digits in the waning minutes of regulation, but would get no closer than eight the rest of the way. Thornwell scored 10 second-half points.

GAME 27



Official Basketball Box Score - Game Totals - Final Statistics Florida vs South Carolina 2/20/16 12 p.m. ET at Columbia, S.C. (Colonial Life Arena)

Florida 69 • 17-10, 8-6 SEC

Box score table for Florida vs South Carolina. Columns include Player, FG, 3-Pt, Rebounds, PF, TP, A TO Blk Stl, Min. Totals: 24-65, 9-32, 12-15, 15 27 42, 18 69, 19 15 7 4 | 225

FG % 1st Half: 42-30 40.0% 2nd Half: 10-27 37.0% OT: 2-8 25.0% Game: 24-65 36.9% Deadball 3FG % 1st Half: 4-13 30.8% 2nd Half: 4-13 30.8% OT: 1-6 16.7% Game: 9-32 28.1% Rebounds FT % 1st Half: 5-7 71.4% 2nd Half: 7-8 87.5% OT: 0-0 0.0% Game: 12-15 80.0%

South Carolina 73 • 22-5, 9-5 SEC

Box score table for South Carolina vs Florida. Columns include Player, FG, 3-Pt, Rebounds, PF, TP, A TO Blk Stl, Min. Totals: 27-69, 7-19, 12-16, 17 22 39, 14 73, 17 10 4 5 | 225

FG % 1st Half: 13-34 38.2% 2nd Half: 12-31 38.7% OT: 2-4 50.0% Game: 27-69 39.1% Deadball 3FG % 1st Half: 3-11 27.3% 2nd Half: 4-7 57.1% OT: 0-1 0.0% Game: 7-19 36.8% Rebounds FT % 1st Half: 1-2 50.0% 2nd Half: 6-8 75.0% OT: 5-6 83.3% Game: 12-16 75.0%

Officials: Antonio Petty, Tim Gattis, Mark Whitehead Technical fouls: Florida-None. South Carolina-None. Attendance: 18000

Score by periods table for Florida vs South Carolina. Florida: 1st 11, 2nd 11, 3rd 9, 4th 6. South Carolina: 1st 11, 2nd 9, 3rd 14, 4th 15.

Last FG - UF OT 02:42, SC OT 03:41. Largest lead - UF by 7 18:17, SC by 17 18:07:12. UF led for 16:45, SC led for 22:28. Game was tied for 05:40.

GAME 28



Official Basketball Box Score - Game Totals - Final Statistics Tennessee vs South Carolina 2/24/16 9 p.m. ET at Columbia, S.C. (Colonial Life Arena)

Tennessee 58 • 13-15, 6-9 SEC

Box score table for Tennessee vs South Carolina. Columns include Player, FG, 3-Pt, Rebounds, PF, TP, A TO Blk Stl, Min. Totals: 22-63, 10-34, 4-11, 13 22 35, 16 58, 13 12 3 5 | 200

FG % 1st Half: 13-28 46.4% 2nd Half: 9-35 25.7% Game: 22-63 34.9% Deadball 3FG % 1st Half: 6-15 40.0% 2nd Half: 4-19 21.1% Game: 10-34 29.4% Rebounds FT % 1st Half: 2-6 33.3% 2nd Half: 2-5 40.0% Game: 4-11 36.4%

South Carolina 84 • 23-5, 10-6 SEC

Box score table for South Carolina vs Tennessee. Columns include Player, FG, 3-Pt, Rebounds, PF, TP, A TO Blk Stl, Min. Totals: 32-61, 8-20, 12-18, 10 30 40, 14 84, 20 9 3 6 | 200

FG % 1st Half: 19-32 59.4% 2nd Half: 13-29 44.8% Game: 32-61 52.5% Deadball 3FG % 1st Half: 5-12 41.7% 2nd Half: 3-8 37.5% Game: 8-20 40.0% Rebounds FT % 1st Half: 6-10 60.0% 2nd Half: 6-8 75.0% Game: 12-18 66.7%

Officials: Ron Groover, Anthony Jordan, Roger Avers Technical fouls: Tennessee-None. South Carolina-None. Attendance: 13224

Score by periods table for South Carolina vs Tennessee. Tennessee: 1st 24, 2nd 24, 3rd 58. South Carolina: 1st 49, 2nd 35, 3rd 84.

Last FG - UF 02:01:16, SC 2nd 01:28. Largest lead - UF by 2 19:44, SC by 30 2nd 03:36. UF led for 00:10, SC led for 39:09. Game was tied for 00:41.

GAME 29



Official Basketball Box Score - Game Totals - Final Statistics South Carolina vs Mississippi State 02/27/16 1:30 p.m. ET at Starkville, Miss. (Humphrey Coliseum)

South Carolina 58 • 23-6, 10-6

Box score table for South Carolina vs Mississippi State. Columns include Player, FG, 3-Pt, Rebounds, PF, TP, A TO Blk Stl, Min. Totals: 22-60, 6-19, 8-12, 16 22 39, 19 58, 7 21 3 7 | 200

FG % 1st Half: 9-30 30.0% 2nd Half: 13-30 43.3% Game: 22-60 36.7% Deadball 3FG % 1st Half: 3-9 33.3% 2nd Half: 3-10 30.0% Game: 6-19 31.6% Rebounds FT % 1st Half: 5-8 62.5% 2nd Half: 3-4 75.0% Game: 8-12 66.7%

Mississippi State 68 • 13-15, 6-10

Box score table for Mississippi State vs South Carolina. Columns include Player, FG, 3-Pt, Rebounds, PF, TP, A TO Blk Stl, Min. Totals: 25-55, 8-22, 10-19, 10 24 34, 17 68, 20 15 5 13 | 200

FG % 1st Half: 15-27 55.6% 2nd Half: 10-28 35.7% Game: 25-55 45.5% Deadball 3FG % 1st Half: 5-12 41.7% 2nd Half: 3-10 30.0% Game: 8-22 36.4% Rebounds FT % 1st Half: 2-4 50.0% 2nd Half: 8-15 53.3% Game: 10-19 52.6%

Officials: Karl Hess, Tony Henderson, Brian Shey Technical fouls: South Carolina-None. Mississippi State-None. Attendance: 7488

Score by periods table for Mississippi State vs South Carolina. Mississippi State: 1st 11, 2nd 11, 3rd 15, 4th 11. South Carolina: 1st 11, 2nd 11, 3rd 15, 4th 11.

Last FG - SC 2nd 00:09, MS 2nd 00:07. Largest lead - SC None, MS by 17 12:32:32. SC led for 00:00, MS led for 39:39. Game was tied for 01:21.

GAME #30 - VS. GEORGIA - THURSDAY, MARCH 3, 2016 - GAMECOCK BASKETBALL



#5 TEMARCUS BLANTON

R-FRESHMAN | GUARD | 6'5" | 215 | HS

LOCUST GROVE, GA./LUELLA

SEASON NOTABLES

- Returns after suffering a season-ending hip injury which required surgery during the 2014-15 preseason
- Scored seven points in just six minutes in exhibition vs. Allen
- Played seven minutes against Western Carolina, recording his first two career field goal attempts and a steal
- Scored his first career points in the win over USE, playing six minutes against the Bulls
- Hit both attempts from 3 against Drexel, his first made field goals at Carolina
- Saw action in home win vs. Tennessee, scoring two points

BLANTON'S SEASON HIGHS

Points

6, vs. Drexel (Dec. 15, 2015)

Field Goals

2, vs. Drexel (Dec. 15, 2015)

Field Goal Attempts

2, 3x, last vs. Francis Marion (Dec. 30, 2015)

3-Point Field Goals

2, vs. Drexel (Dec. 15, 2015)

3-Point Field Goal Attempts

2, vs. Drexel (Dec. 15, 2015)

Free Throws

2, twice, last vs. Francis Marion (Dec. 30, 2015)

Free Throw Attempts

2, twice, last vs. Francis Marion (Dec. 30, 2015)

Rebounds

3, vs. Francis Marion (Dec. 30, 2015)

Assists

1, twice, last vs. Western Carolina (Nov. 30, 2015)

Blocks

-

Steals

1, twice, last vs. USEF (Dec. 5, 2015)

Minutes Played

7, vs. Western Carolina (Nov. 30, 2015)

2015-16

Opponent	Date	GS	Min	FG-FGA	Pct	3FG-3FGA	Pct	FT-FTA	Pct	Off	Def	Tot	Avg	PF	FO	Ast	TO	Blk	Stl	Pts	Avg
Norfolk State	11/14/15	1	0-0	.000	0-0	.000	0-0	.000	0	0	0	0.0	1	0	1	0	0	0	0	0	0.0
Oral Roberts	11/16/15	1	0-0	.000	0-0	.000	0-0	.000	0	0	0	0.0	1	0	0	0	0	0	0	0	0.0
vs. DePaul	11/20/15	-	-	-	-	-	-	-	-	-	-	-	-	-	-	-	-	-	-	-	-
vs. Hofstra	11/22/15	-	-	-	-	-	-	-	-	-	-	-	-	-	-	-	-	-	-	-	-
vs. Tulsa	11/23/15	-	-	-	-	-	-	-	-	-	-	-	-	-	-	-	-	-	-	-	-
Lipscomb	11/27/15	5	0-0	.000	0-0	.000	0-0	.000	0	0	0	0.0	1	0	0	1	0	0	0	0	0.0
Western Carolina	11/30/15	7	0-2	.000	0-0	.000	0-0	.000	0	0	0	0.0	0	0	1	0	0	1	0	0	0.0
USEF	12/5/15	6	0-1	.000	0-0	.000	2-2	1.000	0	1	1	0.2	0	0	0	0	0	0	1	2	0.4
Drexel	12/15/15	3	2-2	1.000	2-2	1.000	0-0	.000	0	1	1	0.3	0	0	0	0	0	0	0	6	1.3
at Clemson	12/18/15	-	-	-	-	-	-	-	-	-	-	-	-	-	-	-	-	-	-	-	-
vs. St. John's	12/22/15	-	-	-	-	-	-	-	-	-	-	-	-	-	-	-	-	-	-	-	-
Francis Marion	12/30/15	6	0-2	.000	0-1	.000	2-2	1.000	2	1	3	0.7	1	0	0	0	0	0	0	2	1.4
Memphis	1/2/16	-	-	-	-	-	-	-	-	-	-	-	-	-	-	-	-	-	-	-	-
at Auburn	1/5/16	-	-	-	-	-	-	-	-	-	-	-	-	-	-	-	-	-	-	-	-
Vanderbilt	1/9/16	-	-	-	-	-	-	-	-	-	-	-	-	-	-	-	-	-	-	-	-
at Alabama	1/13/16	-	-	-	-	-	-	-	-	-	-	-	-	-	-	-	-	-	-	-	-
Missouri	1/16/16	-	-	-	-	-	-	-	-	-	-	-	-	-	-	-	-	-	-	-	-
at Ole Miss	1/19/16	-	-	-	-	-	-	-	-	-	-	-	-	-	-	-	-	-	-	-	-
at Tennessee	1/23/16	-	-	-	-	-	-	-	-	-	-	-	-	-	-	-	-	-	-	-	-
Mississippi State	1/26/16	-	-	-	-	-	-	-	-	-	-	-	-	-	-	-	-	-	-	-	-
Alabama	1/30/16	-	-	-	-	-	-	-	-	-	-	-	-	-	-	-	-	-	-	-	-
at Georgia	2/2/16	-	-	-	-	-	-	-	-	-	-	-	-	-	-	-	-	-	-	-	-
Texas A&M	2/6/16	-	-	-	-	-	-	-	-	-	-	-	-	-	-	-	-	-	-	-	-
LSU	2/10/16	-	-	-	-	-	-	-	-	-	-	-	-	-	-	-	-	-	-	-	-
Kentucky	2/13/16	-	-	-	-	-	-	-	-	-	-	-	-	-	-	-	-	-	-	-	-
at Missouri	2/16/16	-	-	-	-	-	-	-	-	-	-	-	-	-	-	-	-	-	-	-	-
Florida	2/20/16	-	-	-	-	-	-	-	-	-	-	-	-	-	-	-	-	-	-	-	-
Tennessee	2/24/16	3	1-1	1.000	0-0	.000	0-0	.000	0	0	0	0.6	0	0	0	0	0	0	0	2	1.5
at Mississippi State	2/27/16	-	-	-	-	-	-	-	-	-	-	-	-	-	-	-	-	-	-	-	-
Georgia	3/3/16	-	-	-	-	-	-	-	-	-	-	-	-	-	-	-	-	-	-	-	-
at Arkansas	3/5/16	-	-	-	-	-	-	-	-	-	-	-	-	-	-	-	-	-	-	-	-

CAREER STATISTICS

Season	GP-GS	Min	Avg	FG	FGA	Pct	3FG	3FGA	Pct	FT	FTA	Pct	Off	Def	Tot	Avg	PF	FO	Ast	TO	Blk	Stl	Pts	Avg
2015-16	8-0	32	4.0	3	8	.375	2	4	.500	4	4	1.000	2	3	5	0.6	4	0	2	1	0	2	12	1.5

CAREER SEC STATISTICS

Season	GP-GS	Min	Avg	FG	FGA	Pct	3FG	3FGA	Pct	FT	FTA	Pct	Off	Def	Tot	Avg	PF	FO	Ast	TO	Blk	Stl	Pts	Avg
2016	1-0	3	3.0	1	1	1.000	0	0	.000	0	0	.000	0	0	0	0.0	0	0	0	0	0	0	2	2.0



#23 ERIC COBB

FRESHMAN | FORWARD | 6'9" | 296 | HS

JACKSONVILLE, FLA./ST. FRANCIS ACADEMY (BALTIMORE)

SEASON NOTABLES

- Noted as a true post player who has the ability to play with his back to the basket
- 4-star prospect by several outlets
- Led the team with 14 rebounds, while adding eight points in exhibition vs. Allen
- Saw action vs. Norfolk State, scored two points
- Earned extended playing time with an efficient day against Oral Roberts, with six points and three rebounds in 12 minutes
- Saw action vs. DePaul, collecting three rebounds
- Hit a pair of field goals in a win over Western Carolina
- Pulled down a season-best four rebounds against Drexel
- Provided a big boost off the bench vs. Clemson, with four points and a new season-high of five rebounds
- Played a season-high 16 minutes with seven rebounds against Francis Marion
- Hit his first career free throw against Alabama, attempting four despite just one minute of playing time

COBB'S SEASON HIGHS

Points

6, vs. Oral Roberts (Nov. 16, 2015)

Field Goals

3, vs. Oral Roberts (Nov. 16, 2015)

Field Goal Attempts

4, vs. Western Carolina (Nov. 30, 2015)

3-Point Field Goals

-

3-Point Field Goal Attempts

-

Free Throws

1, vs. Alabama (Jan. 30, 2016)

Free Throw Attempts

4, vs. Alabama (Jan. 30, 2016)

Rebounds

7, vs. Francis Marion (Dec. 30, 2015)

Assists

2, vs. Francis Marion (Dec. 30, 2015)

Blocks

1, 3x, last vs. Tennessee (Feb. 24, 2016)

Steals

1, vs. Norfolk State (Nov. 14, 2015)

Minutes Played

16, vs. Francis Marion (Dec. 30, 2015)

2015-16

Opponent	Date	GS	Min	FG-FGA	Pct	3FG-3FGA	Pct	FT-FTA	Pct	Off	Def	Tot	Avg	PF	FO	A	TO	Blk	Stl	Pts	Avg
Norfolk State	11/14/15	8	1-1	1.000	0-0	.000	0-1	.000	0	1	1	1.0	2	0	0	1	0	1	2	2.0	
Oral Roberts	11/16/15	12	3-3	1.000	0-0	.000	0-0	.000	2	1	3	2.0	1	0	0	1	0	0	8	5.0	
vs. DePaul	11/20/15	11	0-0	.000	0-0	.000	0-0	.000	0	3	3	2.3	0	0	0	0	0	0	0	2.7	
vs. Hofstra	11/22/15	4	1-2	.500	0-0	.000	0-0	.000	0	0	0	1.8	1	0	0	0	0	0	2	2.5	
vs. Tulsa	11/23/15	9	1-2	.500	0-0	.000	0-0	.000	0	3	3	2.0	4	0	0	2	0	0	2	2.4	
Lipscomb	11/27/15	2	0-0	.000	0-0	.000	0-0	.000	0	1	1	1.8	0	0	0	0	0	0	0	2.0	
Western Carolina	11/30/15	10	2-4	.500	0-0	.000	0-2	.000	1	0	1	1.7	0	0	0	1	0	0	4	2.3	
USF	12/5/15	8	0-0	.000	0-0	.000	0-0	.000	0	1	1	1.6	1	0	1	1	0	0	0	2.0	
Drexel	12/15/15	12	0-1	.000	0-0	.000	0-0	.000	0	4	4	1.9	2	0	0	1	1	0	0	1.8	
at Clemson	12/18/15	11	2-2	1.000	0-0	.000	0-0	.000	2	3	5	2.2	2	0	0	1	0	0	4	1.9	
vs. St. John's	12/22/15	6	0-0	.000	0-0	.000	0-0	.000	1	2	3	2.3	2	0	0	1	0	0	0	1.8	
Francis Marion	12/30/15	16	1-1	1.000	0-0	.000	0-7	.000	4	3	7	2.7	0	0	2	2	1	0	2	1.8	
Memphis	1/2/16	3	0-0	.000	0-0	.000	0-0	.000	0	0	0	2.5	2	0	0	0	0	0	0	1.7	
at Auburn	1/5/16	-	-	-	-	-	-	-	-	-	-	-	-	-	-	-	-	-	-	-	
Vanderbilt	1/9/16	4	0-0	.000	0-0	.000	0-0	.000	0	3	3	2.5	0	0	0	0	0	0	0	1.6	
at Alabama	1/13/16	3	1-2	.500	0-0	.000	0-0	.000	1	1	2	2.5	0	0	0	0	0	0	2	1.6	
Missouri	1/16/16	2	0-0	.000	0-0	.000	0-0	.000	0	0	0	2.3	0	0	0	1	0	0	0	1.5	
at Ole Miss	1/19/16	-	-	-	-	-	-	-	-	-	-	-	-	-	-	-	-	-	-	-	
at Tennessee	1/23/16	2	0-1	.000	0-0	.000	0-0	.000	1	1	2	2.3	0	0	0	0	0	0	0	1.4	
Mississippi State	1/26/16	4	0-0	.000	0-0	.000	0-4	.000	0	1	1	2.2	1	0	0	0	0	0	0	1.3	
Alabama	1/30/16	1	0-0	.000	0-0	.000	1-4	.250	1	0	1	2.2	1	0	0	0	0	0	1	1.3	
at Georgia	2/2/16	3	0-0	.000	0-0	.000	0-0	.000	0	0	0	2.1	0	0	0	0	0	0	0	1.3	
Texas A&M	2/6/16	-	-	-	-	-	-	-	-	-	-	-	-	-	-	-	-	-	-	-	
LSU	2/10/16	1	0-0	.000	0-0	.000	0-0	.000	0	0	0	2.0	0	0	0	0	0	0	0	1.2	
Kentucky	2/13/16	-	-	-	-	-	-	-	-	-	-	-	-	-	-	-	-	-	-	-	
at Missouri	2/16/16	5	0-0	.000	0-0	.000	0-0	.000	0	1	1	1.9	2	0	0	0	0	0	0	1.1	
Florida	2/20/16	-	-	-	-	-	-	-	-	-	-	-	-	-	-	-	-	-	-	-	
Tennessee	2/24/16	3	1-1	1.000	0-0	.000	0-0	.000	0	0	0	1.8	1	0	0	2	1	0	2	1.2	
at Mississippi State	2/27/16	-	-	-	-	-	-	-	-	-	-	-	-	-	-	-	-	-	-	-	
Georgia	3/3/16	-	-	-	-	-	-	-	-	-	-	-	-	-	-	-	-	-	-	-	
at Arkansas	3/5/16	-	-	-	-	-	-	-	-	-	-	-	-	-	-	-	-	-	-	-	

CAREER STATISTICS

Season	GP-GS	Min	Avg	FG	FGA	Pct	3FG	3FGA	Pct	FT	FTA	Pct	Off	Def	Tot	Avg	PF	FO	Ast	TO	Blk	Stl	Pts	Avg
2015-16	23-0	140	6.1	13	20	.650	0	0	.000	1	18	.056	13	29	42	1.8	25	0	3	14	3	1	27	1.2

CAREER SEC STATISTICS

Season	GP-GS	Min	Avg	FG	FGA	Pct	3FG	3FGA	Pct	FT	FTA	Pct	Off	Def	Tot	Avg	PF	FO	Ast	TO	Blk	Stl	Pts	Avg
2016	10-0	28	2.8	2	4	.500	0	0	.000	1	8	.125	3	7	10	1.0	5	0	0	3	1	0	5	0.5



#2 RAYMOND DOBY

FRESHMAN | FORWARD | 6'6" | 233 | HS

CAHOKIA, ILL./MONTROSE CHRISTIAN SCHOOL

SEASON NOTABLES

- 3-star prospect who will provide size and athleticism in the front court
- Collected one steal and one rebound in exhibition vs. Allen
- Played four minutes against Western Carolina, recording his first career block
- Played three minutes vs. Drexel
- Scored eight points with four rebounds in just seven minutes of playing time vs. Francis Marion
- Made his SEC debut at Alabama, hitting both field goals in four minutes of action
- Played three minutes in the rematch with the Crimson Tide, attempting a pair of shots
- Stepped in a big moment of the second half against LSU, scoring five points over seven minutes
- Played a season-high 15 minutes against Kentucky, pulling down three rebounds

DOBY'S SEASON HIGHS

Points

8, vs. Francis Marion (Dec. 30, 2015)

Field Goals

2, twice, last at Alabama (Jan. 13, 2016)

Field Goal Attempts

5, vs. Francis Marion (Dec. 30, 2015)

3-Point Field Goals

-

3-Point Field Goal Attempts

-

Free Throws

4, vs. Francis Marion (Dec. 30, 2015)

Free Throw Attempts

8, vs. Francis Marion (Dec. 30, 2015)

Rebounds

4, vs. Francis Marion (Dec. 30, 2015)

Assists

1, vs. LSU (Feb. 10, 2016)

Blocks

1, vs. Western Carolina (Nov. 30, 2015)

Steals

1, 4x, last vs. Kentucky (Feb. 13, 2016)

Minutes Played

15, vs. Kentucky (Feb. 13, 2016)

2015-16

Opponent	Date	GS	Min	FG-FGA	Pct	3FG-FGA	Pct	FT-FTA	Pct	Off	Def	Tot	Avg	PF	FO	A	TO	Blk	Stl	Pts	Avg
Norfolk State	11/14/15	-	-	-	-	-	-	-	-	-DNP - Coach's Decision-	-	-	-	-	-	-	-	-	-	-	-
Oral Roberts	11/16/15	1	0-0	.000	0-0	.000	0-0	.000	0	0	0	0.0	1	0	0	0	0	0	0	0	0.0
vs. DePaul	11/20/15	1	0-0	.000	0-0	.000	0-0	.000	0	0	0	0.0	3	0	0	0	0	0	0	0	0.0
vs. Hofstra	11/22/15	-	-	-	-	-	-	-	-	-DNP - Coach's Decision-	-	-	-	-	-	-	-	-	-	-	-
vs. Tulsa	11/23/15	-	-	-	-	-	-	-	-	-DNP - Coach's Decision-	-	-	-	-	-	-	-	-	-	-	-
Lipscomb	11/27/15	2	0-1	.000	0-0	.000	0-0	.000	0	1	1	0.3	0	0	0	0	0	0	0	0	0.0
Western Carolina	11/30/15	4	0-0	.000	0-0	.000	0-0	.000	0	0	0	0.3	0	0	0	0	1	0	0	0	0.0
USF	12/5/15	-	-	-	-	-	-	-	-	-DNP - Back Spasms-	-	-	-	-	-	-	-	-	-	-	-
Drexel	12/15/15	3	0-0	.000	0-0	.000	0-0	.000	0	0	0	0.2	0	0	0	1	0	0	0	0	0.0
at Clemson	12/18/15	-	-	-	-	-	-	-	-	-DNP - Coach's Decision-	-	-	-	-	-	-	-	-	-	-	-
vs. St. John's	12/22/15	-	-	-	-	-	-	-	-	-DNP - Coach's Decision-	-	-	-	-	-	-	-	-	-	-	-
Francis Marion	12/30/15	7	2-5	.400	0-0	.000	4-8	.500	3	1	4	0.8	0	0	0	0	0	0	0	8	1.3
Memphis	1/2/16	-	-	-	-	-	-	-	-	-DNP - Coach's Decision-	-	-	-	-	-	-	-	-	-	-	-
at Auburn	1/5/16	-	-	-	-	-	-	-	-	-DNP - Coach's Decision-	-	-	-	-	-	-	-	-	-	-	-
Vanderbilt	1/9/16	-	-	-	-	-	-	-	-	-DNP - Coach's Decision-	-	-	-	-	-	-	-	-	-	-	-
at Alabama	1/13/16	4	2-2	1.000	0-0	.000	0-0	.000	0	0	0	0.7	0	0	0	0	0	0	0	4	1.7
Missouri	1/16/16	-	-	-	-	-	-	-	-	-DNP - Coach's Decision-	-	-	-	-	-	-	-	-	-	-	-
at Ole Miss	1/19/16	-	-	-	-	-	-	-	-	-DNP - Coach's Decision-	-	-	-	-	-	-	-	-	-	-	-
at Tennessee	1/23/16	-	-	-	-	-	-	-	-	-DNP - Coach's Decision-	-	-	-	-	-	-	-	-	-	-	-
Mississippi State	1/26/16	-	-	-	-	-	-	-	-	-DNP - Coach's Decision-	-	-	-	-	-	-	-	-	-	-	-
Alabama	1/30/16	3	0-2	.000	0-0	.000	0-0	.000	0	0	0	0.6	1	0	0	0	0	0	1	0	1.5
at Georgia	2/2/16	6	0-0	.000	0-0	.000	0-0	.000	0	0	0	0.6	1	0	0	0	0	0	1	0	1.3
Texas A&M	2/6/16	-	-	-	-	-	-	-	-	-DNP - Coach's Decision-	-	-	-	-	-	-	-	-	-	-	-
LSU	2/10/16	7	1-2	.500	0-0	.000	3-3	1.000	0	0	0	0.5	1	0	1	1	0	1	5	1.7	
Kentucky	2/13/16	15	1-3	.333	0-0	.000	0-0	.000	1	2	3	0.7	0	0	0	0	0	0	1	2	1.7
at Missouri	2/16/16	8	0-3	.000	0-0	.000	0-2	.000	1	0	1	0.8	0	0	0	0	0	0	0	0	1.6
Florida	2/20/16	-	-	-	-	-	-	-	-	-DNP - Coach's Decision-	-	-	-	-	-	-	-	-	-	-	-
Tennessee	2/24/16	-	-	-	-	-	-	-	-	-DNP - flu like symptoms	-	-	-	-	-	-	-	-	-	-	-
at Mississippi State	2/27/16	-	-	-	-	-	-	-	-	-DNP - Coach's Decision-	-	-	-	-	-	-	-	-	-	-	-
Georgia	3/3/16	-	-	-	-	-	-	-	-	-	-	-	-	-	-	-	-	-	-	-	-
at Arkansas	3/5/16	-	-	-	-	-	-	-	-	-	-	-	-	-	-	-	-	-	-	-	-

CAREER STATISTICS

Season	GP-GS	Min	Avg	FG	FGA	Pct	3FG	3FGA	Pct	FT	FTA	Pct	Off	Def	Tot	Avg	PF	FO	Ast	TO	Blk	Stl	Pts	Avg
2015-16	12-0	61	5.1	6	18	.333	0	0	.000	7	13	.538	4	5	9	0.8	7	0	1	3	1	4	19	1.6

CAREER SEC STATISTICS

Season	GP-GS	Min	Avg	FG	FGA	Pct	3FG	3FGA	Pct	FT	FTA	Pct	Off	Def	Tot	Avg	PF	FO	Ast	TO	Blk	Stl	Pts	Avg
2016	6-0	43	7.2	4	12	.333	0	0	.000	3	6	.500	1	3	4	0.7	3	0	1	1	0	4	11	1.8



#4 JAMALL GREGORY

FRESHMAN | GUARD | 6'2" | 202 | HS

WASHINGTON, D.C./COOLIDGE

SEASON NOTABLES

- Very athletic guard who averaged 21 points per game during his senior season of high school
- Dished three assists in exhibition win vs. Allen
- Showed off his leaping ability to score his first points as a Gamecock, adding a pair of rebounds in a win over Western Carolina
- Played three minutes vs. Drexel, hitting a free throw and passing out his first collegiate assist
- Scored six points with three rebounds and three assists against Francis Marion
- Played three minutes in the first half of the team's win over Memphis, hitting his lone field goal attempt
- Was the team's sparkplug off the bench at Alabama, scoring eight points in the second half
- Played a major role in the team's comeback at Ole Miss, playing 18 minutes and scoring four points with five rebounds, including a Sportscenter Top 10 dunk
- Played 12 minutes at Texas A&M, getting a season-high two steals and a block
- Matched his season highs in assists (with 3) playing time (18 minutes) against LSU

GREGORY'S SEASON HIGHS

Points

8, at Alabama (Jan. 13, 2016)

Field Goals

3, at Alabama (Jan. 13, 2016)

Field Goal Attempts

6, vs. Francis Marion (Dec. 30, 2015)

3-Point Field Goals

1, twice, last at Alabama (Jan. 13, 2016)

3-Point Field Goal Attempts

4, vs. Francis Marion (Dec. 30, 2015)

Free Throws

2, at Ole Miss (Jan. 19, 2016)

Free Throw Attempts

3, at Alabama (Jan. 13, 2016)

Rebounds

5, at Ole Miss (Jan. 19, 2016)

Assists

3, twice, last vs. LSU (Feb. 10, 2016)

Blocks

1, twice, last at Texas A&M (Feb. 6, 2016)

Steals

2, at Texas A&M (Feb. 6, 2016)

Minutes Played

18, twice, last vs. LSU (Feb. 10, 2016)

2015-16

Opponent	Date	GS	Min	FG-FGA	Pct	3FG-3FGA	Pct	FT-FTA	Pct	Off Def Tot	Avg	PF FO	A TO	Blk	Stl	Pts	Avg
Norfolk State	11/14/15	-	-	-	-	-	-	-	-	-DNP - Coach's Decision-	-	-	-	-	-	-	-
Oral Roberts	11/16/15	1	0-0	.000	0-0	.000	0-0	.000	0	1 1 1.0	0	0 0 0 0 0 0	0	0	0	0.0	
vs. DePaul	11/20/15	1	0-0	.000	0-0	.000	0-0	.000	0	0 0 0.5	0	0 0 0 0 0 0	0	0	0	0.0	
vs. Hofstra	11/22/15	-	-	-	-	-	-	-	-	-DNP - Coach's Decision-	-	-	-	-	-	-	-
vs. Tulsa	11/23/15	-	-	-	-	-	-	-	-	-DNP - Coach's Decision-	-	-	-	-	-	-	-
Lipscomb	11/27/15	2	0-0	.000	0-0	.000	0-0	.000	0	0 0 0.3	1	0 0 1 0 0 0	0	0	0	0.0	
Western Carolina	11/30/15	7	1-2	.500	0-0	.000	0-0	.000	1	1 2 0.8	0	0 0 2 0 0 2	0	0	2	0.5	
USF	12/5/15	-	-	-	-	-	-	-	-	-	DNP	-	-	-	-	-	-
Drexel	12/15/15	3	0-0	.000	0-0	.00	1-2	.500	0	1 1 0.6	0	0 1 0 0 1 1	0	1	0	0.6	
at Clemson	12/18/15	-	-	-	-	-	-	-	-	-DNP - Coach's Decision-	-	-	-	-	-	-	-
vs. St. John's	12/22/15	-	-	-	-	-	-	-	-	-DNP - Coach's Decision-	-	-	-	-	-	-	-
Francis Marion	12/30/15	14	2-6	.333	1-4	.250	1-2	.500	1	2 3 1.0	1	0 3 0 0 1 0	1	6	1.5		
Memphis	1/2/16	3	1-1	1.000	0-0	.000	0-0	.000	0	1 1 1.0	2	0 0 0 0 0 0	0	2	1.6		
at Auburn	1/5/16	-	-	-	-	-	-	-	-	-DNP - Coach's Decision-	-	-	-	-	-	-	-
Vanderbilt	1/9/16	-	-	-	-	-	-	-	-	-DNP - Coach's Decision-	-	-	-	-	-	-	-
at Alabama	1/13/16	9	3-3	1.000	1-1	1.000	1-3	.333	0	0 0 0.9	2	0 1 0 0 0 8	2.4				
Missouri	1/16/16	-	-	-	-	-	-	-	-	-DNP - Coach's Decision-	-	-	-	-	-	-	-
at Ole Miss	1/19/16	18	1-1	1.000	0-0	.000	2-2	1.000	0	5 5 1.3	4	0 2 0 0 0 4	2.6				
at Tennessee	1/23/16	7	1-1	1.000	0-0	.000	0-0	.000	1	0 1 1.3	3	0 0 0 0 0 1	0	2.5			
Mississippi State	1/26/16	-	-	-	-	-	-	-	-	-DNP - Coach's Decision-	-	-	-	-	-	-	-
Alabama	1/30/16	-	-	-	-	-	-	-	-	-DNP - Coach's Decision-	-	-	-	-	-	-	-
at Georgia	2/2/16	3	0-0	.000	0-0	.000	0-0	.000	0	1 1 1.3	0	0 0 0 0 1 0	0	2.3			
Texas A&M	2/6/16	12	0-1	.000	0-0	.000	0-0	.000	0	0 0 1.1	3	0 1 2 1 2 0	2.1				
LSU	2/10/16	18	1-2	.500	0-0	.000	0-0	.000	1	1 2 1.2	1	0 3 1 0 1 2	2.1				
Kentucky	2/13/16	1	0-0	.000	0-0	.000	0-0	.000	0	0 0 1.1	1	0 0 0 0 0 0	1.9				
at Missouri	2/16/16	9	1-2	.500	0-0	.000	1-2	.500	0	1 1 1.1	1	0 0 1 0 0 3	2.0				
Florida	2/20/16	3	0-0	.000	0-0	.00	0-0	.000	0	0 0 1.0	0	0 0 0 0 0 0	1.9				
Tennessee	2/24/16	5	0-2	.000	0-1	.000	0-0	.000	0	0 0 0.9	0	0 1 0 0 0 0	1.8				
at Mississippi State	2/27/16	3	0-1	.000	0-0	.000	0-0	.000	0	0 0 0.9	2	0 0 1 0 0 0	1.7				
Georgia	3/3/16	-	-	-	-	-	-	-	-	-	-	-	-	-	-	-	-
at Arkansas	3/5/16	-	-	-	-	-	-	-	-	-	-	-	-	-	-	-	-

CAREER STATISTICS

Season	GP-GS	Min	Avg	FG	FGA	Pct	3FG	3FGA	Pct	FT	FTA	Pct	Off	Def	Tot	Avg	PF	FO	Ast	TO	Blk	Stl	Pts	Avg
2015-16	18-0	119	6.6	11	22	.500	2	6	.333	6	11	.545	4	12	16	0.9	20	0	12	8	2	6	30	1.7

CAREER SEC STATISTICS

Season	GP-GS	Min	Avg	FG	FGA	Pct	3FG	3FGA	Pct	FT	FTA	Pct	Off	Def	Tot	Avg	PF	FO	Ast	TO	Blk	Stl	Pts	Avg
2016	11-0	88	8.0	7	13	.538	1	2	.500	4	7	.571	2	7	9	0.8	17	0	8	6	2	4	19	1.7



#31 JARRELL HOLLIMAN

R-SOPHOMORE | FORWARD | 6'7" | 200 | HS

ALPHARETTA, GA./ALPHARETTA/ELMHURST COLLEGE

SEASON NOTABLES

- Walk-on transfer from Elmhurst College
- Saw action in two games at Elmhurst
- Scored two points and collected one steal in exhibition vs. Allen
- Played two minutes against Western Carolina
- Saw time in the team's win over Francis Marion

HOLLIMAN'S SEASON HIGHS

Points

-

Field Goals

-

Field Goal Attempts

-

3-Point Field Goals

-

3-Point Field Goal Attempts

-

Free Throws

-

Free Throw Attempts

-

Rebounds

-

Assists

-

Blocks

-

Steals

-

Minutes Played

2, twice, last vs. Francis Marion (Dec. 30, 2015)

2015-16

Opponent	Date	GS	Min	FG-FGA	Pct	3FG-3FGA	Pct	FT-FTA	Pct	Off	Def	Tot	Avg	PF	FO	A	TO	Blk	Stl	Pts	Avg
Norfolk State	11/14/15	-	-	-	-	-	-	-	-	-DNP - Coach's Decision-	-	-	-	-	-	-	-	-	-	-	-
Oral Roberts	11/16/15	1	0-0	.000	0-0	.000	0-0	.000	0	0	0	0.0	0	0	0	0	0	0	0	0	0.0
vs. DePaul	11/20/15	-	-	-	-	-	-	-	-	-DNP - Coach's Decision-	-	-	-	-	-	-	-	-	-	-	-
vs. Hofstra	11/22/15	-	-	-	-	-	-	-	-	-DNP - Coach's Decision-	-	-	-	-	-	-	-	-	-	-	-
vs. Tulsa	11/23/15	-	-	-	-	-	-	-	-	-DNP - Coach's Decision-	-	-	-	-	-	-	-	-	-	-	-
Lipscomb	11/27/15	-	-	-	-	-	-	-	-	-DNP - Coach's Decision-	-	-	-	-	-	-	-	-	-	-	-
Western Carolina	11/30/15	2	0-0	.000	0-0	.000	0-0	.000	0	0	0	0.0	0	0	0	1	0	0	0	0	0.0
USF	12/5/15	-	-	-	-	-	-	-	-	-DNP - Coach's Decision-	-	-	-	-	-	-	-	-	-	-	-
Drexel	12/15/15	-	-	-	-	-	-	-	-	-DNP - Coach's Decision-	-	-	-	-	-	-	-	-	-	-	-
at Clemson	12/18/15	-	-	-	-	-	-	-	-	-DNP - Coach's Decision-	-	-	-	-	-	-	-	-	-	-	-
vs. St. John's	12/22/15	-	-	-	-	-	-	-	-	-DNP - Coach's Decision-	-	-	-	-	-	-	-	-	-	-	-
Francis Marion	12/30/15	2	0-0	.000	0-0	.000	0-0	.000	0	0	0	0.0	0	0	0	0	0	0	0	0	0.0
Memphis	1/2/16	-	-	-	-	-	-	-	-	-DNP - Coach's Decision-	-	-	-	-	-	-	-	-	-	-	-
at Auburn	1/5/16	-	-	-	-	-	-	-	-	-DNP - Coach's Decision-	-	-	-	-	-	-	-	-	-	-	-
Vanderbilt	1/9/16	-	-	-	-	-	-	-	-	-DNP - Coach's Decision-	-	-	-	-	-	-	-	-	-	-	-
at Alabama	1/13/16	-	-	-	-	-	-	-	-	-DNP - Coach's Decision-	-	-	-	-	-	-	-	-	-	-	-
Missouri	1/16/16	-	-	-	-	-	-	-	-	-DNP - Coach's Decision-	-	-	-	-	-	-	-	-	-	-	-
at Ole Miss	1/19/16	-	-	-	-	-	-	-	-	-DNP - Coach's Decision-	-	-	-	-	-	-	-	-	-	-	-
at Tennessee	1/23/16	-	-	-	-	-	-	-	-	-DNP - Coach's Decision-	-	-	-	-	-	-	-	-	-	-	-
Mississippi State	1/26/16	-	-	-	-	-	-	-	-	-DNP - Coach's Decision-	-	-	-	-	-	-	-	-	-	-	-
Alabama	1/30/16	-	-	-	-	-	-	-	-	-DNP - Coach's Decision-	-	-	-	-	-	-	-	-	-	-	-
at Georgia	2/2/16	-	-	-	-	-	-	-	-	-DNP - Coach's Decision-	-	-	-	-	-	-	-	-	-	-	-
Texas A&M	2/6/16	-	-	-	-	-	-	-	-	-DNP - Coach's Decision-	-	-	-	-	-	-	-	-	-	-	-
LSU	2/10/16	-	-	-	-	-	-	-	-	-DNP - Coach's Decision-	-	-	-	-	-	-	-	-	-	-	-
Kentucky	2/13/16	-	-	-	-	-	-	-	-	-DNP - Coach's Decision-	-	-	-	-	-	-	-	-	-	-	-
at Missouri	2/16/16	-	-	-	-	-	-	-	-	-DNP - Coach's Decision-	-	-	-	-	-	-	-	-	-	-	-
Florida	2/20/16	-	-	-	-	-	-	-	-	-DNP - Coach's Decision-	-	-	-	-	-	-	-	-	-	-	-
Tennessee	2/24/16	-	-	-	-	-	-	-	-	-DNP - flu like symptoms	-	-	-	-	-	-	-	-	-	-	-
at Mississippi State	2/27/16	-	-	-	-	-	-	-	-	-DNP - flu like symptoms	-	-	-	-	-	-	-	-	-	-	-
Georgia	3/3/16	-	-	-	-	-	-	-	-	-	-	-	-	-	-	-	-	-	-	-	-
at Arkansas	3/5/16	-	-	-	-	-	-	-	-	-	-	-	-	-	-	-	-	-	-	-	-

CAREER STATISTICS

Season	GP-GS	Min	Avg	FG	FGA	Pct	3FG	3FGA	Pct	FT	FTA	Pct	Off	Def	Tot	Avg	PF	FO	Ast	TO	Blk	Stl	Pts	Avg
2015-16	3-0	5	1.7	0	0	.000	0	0	.000	0	0	.000	0	0	0	0.0	0	0	0	1	0	0	0	0.0

CAREER SEC STATISTICS

Season	GP-GS	Min	Avg	FG	FGA	Pct	3FG	3FGA	Pct	FT	FTA	Pct	Off	Def	Tot	Avg	PF	FO	Ast	TO	Blk	Stl	Pts	Avg
2016																								



#21 JOHN RAGIN

FRESHMAN | GUARD | 6'2" | 177 | HS
EASTOVER, S.C./CARDINAL NEWMAN

SEASON NOTABLES

- Walk-on from Cardinal Newman High School in Columbia
- Named all-state, all-region, all-conference during his senior season of high school
- Collected two rebounds in exhibition vs. Allen
- Saw his first playing time of the regular season in a win over Western Carolina
- Played down the stretch against USF
- Scored his first collegiate points in the win over Francis Marion
- Made his SEC debut at Alabama

RAGIN'S SEASON HIGHS

Points

2, vs. Francis Marion (Dec. 30, 2015)

Field Goals

1, vs. Francis Marion (Dec. 30, 2015)

Field Goal Attempts

1, 3x, last vs. Francis Marion (Dec. 30, 2015)

3-Point Field Goals

-

3-Point Field Goal Attempts

1, vs. USF (Dec. 5, 2015)

Free Throws

-

Free Throw Attempts

-

Rebounds

1, vs. Western Carolina (Nov. 30, 2015)

Assists

-

Blocks

-

Steals

-

Minutes Played

2, 4x, last at Alabama (Jan. 13, 2016)

2015-16

Opponent	Date	GS	Min	FG-FGA	Pct	3FG-3FGA	Pct	FT-FTA	Pct	Off	Def	Tot	Avg	PF	FO	A	TO	Blk	Stl	Pts	Avg	
Norfolk State	11/14/15	-	-	-	-	-	-	-	-	-	-	-	-	-	-	-	-	-	-	-	-	-
Oral Roberts	11/16/15	-	-	-	-	-	-	-	-	-	-	-	-	-	-	-	-	-	-	-	-	-
vs. DePaul	11/20/15	-	-	-	-	-	-	-	-	-	-	-	-	-	-	-	-	-	-	-	-	-
vs. Hofstra	11/22/15	-	-	-	-	-	-	-	-	-	-	-	-	-	-	-	-	-	-	-	-	-
vs. Tulsa	11/23/15	-	-	-	-	-	-	-	-	-	-	-	-	-	-	-	-	-	-	-	-	-
Lipscomb	11/27/15	-	-	-	-	-	-	-	-	-	-	-	-	-	-	-	-	-	-	-	-	-
Western Carolina	11/30/15	2	0-1	.000	0-0	.000	0-0	.000	0	1	1	1.0	0	0	0	0	0	0	0	0	0	0.0
USF	12/5/15	2	0-1	.000	0-1	.000	0-0	.000	0	0	0	0.5	0	0	0	0	0	0	0	0	0	0.0
Drexel	12/15/15	-	-	-	-	-	-	-	-	-	-	-	-	-	-	-	-	-	-	-	-	-
at Clemson	12/18/15	-	-	-	-	-	-	-	-	-	-	-	-	-	-	-	-	-	-	-	-	-
vs. St. John's	12/22/15	-	-	-	-	-	-	-	-	-	-	-	-	-	-	-	-	-	-	-	-	-
Francis Marion	12/30/15	2	1-1	1.000	0-0	.000	0-0	.000	0	0	0	0.3	0	0	0	0	0	0	0	2	0.7	
Memphis	1/2/16	-	-	-	-	-	-	-	-	-	-	-	-	-	-	-	-	-	-	-	-	-
at Auburn	1/5/16	-	-	-	-	-	-	-	-	-	-	-	-	-	-	-	-	-	-	-	-	-
Vanderbilt	1/9/16	-	-	-	-	-	-	-	-	-	-	-	-	-	-	-	-	-	-	-	-	-
at Alabama	1/13/16	2	0-0	.000	0-0	.000	0-0	.000	0	0	0	0.3	0	0	0	0	0	0	0	0	0	0.5
Missouri	1/16/16	-	-	-	-	-	-	-	-	-	-	-	-	-	-	-	-	-	-	-	-	-
at Ole Miss	1/19/16	-	-	-	-	-	-	-	-	-	-	-	-	-	-	-	-	-	-	-	-	-
at Tennessee	1/23/16	-	-	-	-	-	-	-	-	-	-	-	-	-	-	-	-	-	-	-	-	-
Mississippi State	1/26/16	-	-	-	-	-	-	-	-	-	-	-	-	-	-	-	-	-	-	-	-	-
Alabama	1/30/16	-	-	-	-	-	-	-	-	-	-	-	-	-	-	-	-	-	-	-	-	-
at Georgia	2/2/16	-	-	-	-	-	-	-	-	-	-	-	-	-	-	-	-	-	-	-	-	-
Texas A&M	2/6/16	-	-	-	-	-	-	-	-	-	-	-	-	-	-	-	-	-	-	-	-	-
LSU	2/10/16	-	-	-	-	-	-	-	-	-	-	-	-	-	-	-	-	-	-	-	-	-
Kentucky	2/13/16	-	-	-	-	-	-	-	-	-	-	-	-	-	-	-	-	-	-	-	-	-
at Missouri	2/16/16	-	-	-	-	-	-	-	-	-	-	-	-	-	-	-	-	-	-	-	-	-
Florida	2/20/16	-	-	-	-	-	-	-	-	-	-	-	-	-	-	-	-	-	-	-	-	-
Tennessee	2/24/16	-	-	-	-	-	-	-	-	-	-	-	-	-	-	-	-	-	-	-	-	-
at Mississippi State	2/27/16	-	-	-	-	-	-	-	-	-	-	-	-	-	-	-	-	-	-	-	-	-
Georgia	3/3/16	-	-	-	-	-	-	-	-	-	-	-	-	-	-	-	-	-	-	-	-	-
at Arkansas	3/5/16	-	-	-	-	-	-	-	-	-	-	-	-	-	-	-	-	-	-	-	-	-

CAREER STATISTICS

Season	GP-GS	Min	Avg	FG	FGA	Pct	3FG	3FGA	Pct	FT	FIA	Pct	Off	Def	Tot	Avg	PF	FO	Ast	TO	Blk	Stl	Pts	Avg
2015-16	4-0	8	2.0	1	3	.333	0	1	.000	0	0	.000	0	1	1	0.3	0	0	0	0	0	0	2	0.5

CAREER SEC STATISTICS

Season	GP-GS	Min	Avg	FG	FGA	Pct	3FG	3FGA	Pct	FT	FIA	Pct	Off	Def	Tot	Avg	PF	FO	Ast	TO	Blk	Stl	Pts	Avg
2016	1-0	2	2.0	0	0	.000	0	0	.000	0	0	.000	0	0	0	0.0	0	0	0	0	0	0	0	0.0



#30 CHRIS SILVA

FRESHMAN | FORWARD | 6'9" | 220 | HS
LIBREVILLE, GABON/ROSELLE (N.J.)

SEASON NOTABLES

- Has only been playing organized basketball for a few years
- Native of Gabon, who played high school basketball in the United States
- Extremely athletic
- A four-star prospect by several outlets, including ESPN.com
- Earned the start in exhibition win vs. Allen, scoring seven points and pulling down 10 rebounds
- Scored 12 points and pulled down a game high nine rebounds, including five on the offensive glass, in first-career game vs. Norfolk State
- Scored four points, with one block and two rebounds vs. DePaul
- Scored 7 points with a 5-of-6 effort from the foul line in win vs. Hofstra
- Matched season high with 12 points off the bench vs. Lipscomb, also pulling down a team best seven rebounds and blocking two shots
- Pulled down 11 rebounds against Western Carolina, coming one point shy of his first career double-double
- Blocked a season-high three shots and added four rebounds in 16 minutes against USF
- Played 30 minutes vs. Drexel, with a pair of highlight-reel blocks, nine points and seven rebounds
- Scored a season-high 13 points with six rebounds and three blocks in 19 minutes of action vs. Francis Marion
- Scored six points with seven rebounds in just 13 minutes of playing time against Memphis
- Pulled down three rebounds with nine points in win vs. Missouri
- Had his best conference outing at Tennessee, scoring 11 points with five rebounds and three steals
- Earned his first career start vs. Alabama, and responded with 12 points, six rebounds and three blocks
- Came two rebounds shy of his first double-double, finishing with 10 points and eight rebounds vs. Kentucky
- Near double-double with nine points and nine rebounds in home win vs. Tennessee

SILVA'S SEASON HIGHS

- Points**
13, vs. Francis Marion (Dec. 30, 2015)
- Field Goals**
5, vs. Francis Marion (Dec. 30, 2015)
- Field Goal Attempts**
8, twice, last at Tennessee (Jan. 23, 2016)
- 3-Point Field Goals**
-
- 3-Point Field Goal Attempts**
-
- Free Throws**
8, vs. Norfolk State (Nov. 14, 2015)
- Free Throw Attempts**
12, vs. Norfolk State (Nov. 14, 2015)
- Rebounds**
11, vs. Western Carolina (Nov. 30, 2015)
- Assists**
1, 5x, last vs. Tennessee (Feb. 24, 2016)
- Blocks**
3, 3x, last vs. Alabama (Jan. 30, 2016)
- Steals**
3, at Tennessee (Jan. 23, 2016)
- Minutes Played**
30, vs. Drexel (Dec. 15, 2015)

2015-16

Opponent	Date	GS	Min	FG-FGA	Pct	3FG-FGA	Pct	FT-FTA	Pct	Off	Def	Tot	Avg	PF	FO	A	TO	Blk	Stl	Pts	Avg
Norfolk State	11/14/15	24	2-5	.400	0-0	.000	8-12	.667	5	4	9	9.0	3	0	0	3	2	1	12	12.0	
Oral Roberts	11/16/15	6	1-2	.500	0-0	.000	0-2	.000	1	2	3	6.0	4	0	0	0	0	0	2	7.0	
vs. DePaul	11/20/15	10	1-3	.333	0-0	.000	2-4	.500	0	2	2	4.7	4	0	0	1	1	0	4	6.0	
vs. Hofstra	11/22/15	11	1-5	.200	0-0	.000	5-6	.833	3	0	3	4.3	2	0	0	2	0	0	7	6.3	
vs. Tulsa	11/23/15	6	0-2	.000	0-0	.000	0-0	.000	0	1	1	3.6	3	0	0	2	0	0	0	5.0	
Lipscomb	11/27/15	18	3-4	.750	0-0	.000	6-8	.750	2	5	7	4.2	1	0	1	2	2	0	12	6.2	
Western Carolina	11/30/15	15	2-3	.667	0-0	.000	5-10	.500	4	7	11	5.1	2	0	0	1	2	0	9	6.6	
USF	12/5/15	16	1-5	.200	0-0	.000	2-4	.500	2	2	4	5.0	4	0	0	0	3	0	4	6.3	
Drexel	12/15/15	30	3-5	.600	0-0	.000	3-4	.750	2	5	7	5.2	3	0	1	3	2	2	9	6.6	
at Clemson	12/18/15	6	0-0	.000	0-0	.000	0-0	.000	0	1	1	4.8	2	0	0	2	0	1	0	5.9	
vs. St. John's	12/22/15	10	1-4	.250	0-0	.000	0-0	.000	2	3	5	4.8	3	0	0	0	0	0	4	5.7	
Francis Marion	12/30/15	19	5-7	.714	0-0	.000	3-3	1.000	3	3	6	4.9	5	1	1	2	3	2	13	6.3	
Memphis	1/2/16	13	1-8	.125	0-0	.000	4-7	.571	4	3	7	5.1	3	0	0	0	0	0	6	6.3	
at Auburn	1/5/16	15	1-2	.500	0-0	.000	0-0	.000	0	3	3	4.9	4	0	0	1	0	0	2	6.0	
Vanderbilt	1/9/16	9	0-0	.000	0-0	.000	0-4	.000	0	4	4	4.9	4	0	0	0	0	0	0	5.6	
at Alabama	1/13/16	8	0-0	.000	0-0	.000	1-5	.200	1	1	2	4.8	3	0	0	1	1	0	1	5.3	
Missouri	1/16/16	11	4-4	1.000	0-0	.000	1-2	.500	3	0	3	4.6	4	0	0	0	0	0	9	5.5	
at Ole Miss	1/19/16	7	1-1	1.000	0-0	.000	0-0	.000	0	1	1	4.4	4	0	0	0	0	0	2	5.3	
at Tennessee	1/23/16	21	4-8	.500	0-0	.000	3-6	.500	3	2	5	4.5	3	0	0	1	1	3	11	5.6	
Mississippi State	1/26/16	11	1-3	.333	0-0	.000	1-2	.500	3	2	5	4.5	4	0	0	1	0	0	3	5.5	
Alabama	1/30/16	* 21	4-4	1.000	0-0	.000	4-6	.667	3	3	6	4.6	4	0	1	1	3	1	12	5.8	
at Georgia	2/2/16	* 8	1-2	.500	0-0	.000	1-1	1.000	1	2	3	4.5	5	1	0	2	2	0	3	5.7	
Texas A&M	2/6/16	* 25	3-6	.500	0-0	.000	1-1	1.000	1	5	6	4.6	4	0	0	0	0	1	7	5.7	
LSU	2/10/16	* 11	2-3	.667	0-0	.000	1-3	.333	1	2	3	4.5	5	1	0	2	0	0	5	5.7	
Kentucky	2/13/16	* 20	2-7	.286	0-0	.000	6-8	.750	4	4	8	4.6	1	0	1	1	2	0	10	5.9	
at Missouri	2/16/16	* 13	1-3	.333	0-0	.000	2-2	1.000	3	3	6	4.7	4	0	0	2	0	0	4	5.8	
Florida	2/20/16	1	0-0	.000	0-0	.000	0-0	.000	0	0	0	4.5	1	0	0	0	0	0	0	5.6	
Tennessee	2/24/16	18	3-5	.600	0-0	.000	3-5	.600	2	7	9	4.7	2	0	1	0	0	1	9	5.7	
at Mississippi State	2/27/16	13	2-5	.400	0-0	.000	1-2	.500	1	2	3	4.6	0	0	0	1	1	0	5	5.7	
Georgia	3/3/16																				
at Arkansas	3/5/16																				

CAREER STATISTICS

Season	GP-GS	Min	Avg	FG	FGA	Pct	3FG	3FGA	Pct	FT	FTA	Pct	Off	Def	Tot	Avg	PF	FO	Ast	TO	Blk	Stl	Pts	Avg
2015-16	29-6	391	13.5	50	106	.472	0	0	.000	65	106	.613	54	80	134	4.6	91	3	6	31	25	12	165	5.7

CAREER SEC STATISTICS

Season	GP-GS	Min	Avg	FG	FGA	Pct	3FG	3FGA	Pct	FT	FTA	Pct	Off	Def	Tot	Avg	PF	FO	Ast	TO	Blk	Stl	Pts	Avg
2016	16-6	207	12.9	29	53	.547	0	0	.000	25	43	.581	26	42	68	4.3	52	2	3	13	10	6	83	5.2

THE LAST TIME IN SOUTH CAROLINA BASKETBALL...

AN INDIVIDUAL ...

Scored 20 or more points:	South Carolina: Michael Carrera (20), vs. Florida, Feb. 20, 2016 in Columbia, S.C. Opponent: Tyler Ulis (27), Jamal Murray (26), Kentucky, Feb. 13, 2016, in Columbia, S.C.
Scored 30 or more points:	South Carolina: Michael Carrera (34) vs. Mississippi State, Jan. 26, 2016, in Columbia, S.C. Opponent: Kevin Punter (36), Tennessee, Jan. 23, 2016 in Knoxville, Tenn.
Scored 35 or more points:	South Carolina: Brenton Williams (38) vs. Mississippi State, March 6, 2013 in Columbia, S.C. Opponent: Kevin Punter (36), Tennessee, Jan. 23, 2016 in Knoxville, Tenn.
Scored 40 or more points:	South Carolina: N/A thru 1992-93 season Opponent: Austin Carr (43), Notre Dame, Dec. 30, 1969 in New Orleans, La.
Collected 20 or more rebounds:	South Carolina: Emmett Hall (23), vs. College of Charleston, Dec. 22, 1993 in Columbia, S.C. Opponent: Ekpe Udoh (20), Baylor , Jan. 2, 2010 in Columbia, S.C.
Collected 15 or more rebounds:	South Carolina: Michael Carrera (15), vs. Florida, Feb. 20, 2016 in Columbia, S.C. Opponent: Trey James (15), Coker, Dec. 21, 2014 in Columbia, S.C.
Made 12 or more field goals:	South Carolina: Devan Downey (12) vs. Georgia, Jan. 30, 2010 in Columbia, S.C. Opponent: Michael Frazier II (12), Florida, March 4, 2014 in Columbia, S.C.
Made 10 or more field goals:	South Carolina: Michael Carrera (10), vs. Mississippi State, Jan. 26, 2016, in Columbia, S.C. Opponent: Wes Clark (10), Missouri, Jan. 16, 2016, in Columbia, S.C.
Attempted 20 or more field goals:	South Carolina: Sindarius Thornwell (20), at Texas A&M, Feb. 6, 2016, in College Station, Texas Opponent: Jamal Murray (21), Kentucky, Feb. 13, 2016, in Columbia, S.C.
Attempted 25 or more field goals:	South Carolina: Devan Downey, 25, at Kentucky, Feb. 25, 2010 in Lexington, Ky. Opponent: Kemmy Burgess (Alaska-Anchorage), 26, Nov. 24, 2005 in Anchorage, Alaska
Dished 10 or more assists:	South Carolina: Devan Downey, 11, vs. LSU, March 13, 2008 in Atlanta, Ga. Opponent: 12, Tyler Ulis, Kentucky, Feb. 13, 2016, in Columbia, S.C.
Swiped 5 or more steals:	South Carolina: PJ Dozier, 5 vs. Francis Marion, Dec. 30, 2015 in Columbia, S.C. Opponent: 5, Allen Payne, Auburn, Feb. 26, 2014 in Auburn, Ala.
Blocked 5 or more shots:	South Carolina: Damontre Harris, 5, vs. Georgia, Feb. 15, 2012 in Columbia, S.C. Opponent: Avry Holmes (5), Clemson, Dec. 18, 2015 in Greenville, S.C.
Made 5 or more 3-point field goals:	South Carolina: Duane Notice (5), at Missouri, Feb. 16, 2016 in Columbia, Mo. Opponent: Malik Newman, Mississippi State, Jan. 26, 2016 in Columbia, S.C.
Attempted 8 or more 3-point field goals:	South Carolina: Duane Notice (8), vs. Florida, Feb. 20, 2016 in Columbia, S.C. Opponent: Devon Baulkman (10), Tennessee, Feb. 24, 2016, in Columbia, S.C.
Made 10 or more free throws:	South Carolina: Michael Carrera (11), Kentucky, Feb. 13, 2016, in Columbia, S.C. Opponent: Retin Obasohan (10), Alabama, Jan. 30, 2016, in Columbia, S.C.
Attempted 15 or more free throws:	South Carolina: Michael Carrera (15), vs. Kentucky, Feb. 13, 2016, in Columbia, S.C. Opponent: Ryan Rosburg (17), at Tennessee, Feb. 16, 2016 in Columbia, Mo.
Played all 40 minutes of regulation:	South Carolina: Duane Notice, vs. Texas A&M, Feb. 21, 2015 in Columbia, S.C. Opponent: Frank Sullivan, Auburn, Jan. 12, 2013 in Columbia, S.C.
A player hit a last-second shot (within 3 seconds) to win a game:	South Carolina: Tyrone Johnson (Free Throws) vs. Ole Miss, March 12, 2015 in Nashville, Tenn. Opponent: Brian Bryant, Mississippi State, Feb. 29, 2012 in Columbia, S.C.
A player had a double-double:	South Carolina: Michael Carrera (16 points, 10 rebounds), vs. Tennessee, Feb. 24, 2016, in Columbia, S.C. Opponent: Gavin Ware (16 points, 12 rebounds), Mississippi State, Feb. 27, 2016, in Starkville, Miss.
Two or more players had a double-double:	S. Carolina: Michael Carrera (11 points, 10 rebounds), Sindarius Thornwell (18 points, 11 rebounds), at Georgia, Feb. 2, 2016, in Athens, Ga. Opponent: Alex Oriakhi (18 points, 11 rebounds), Earnest Ross (21 points, 10 rebounds) Missouri, Jan. 22, 2013 in Columbia, Mo.
A player had a triple-double:	South Carolina: Sam Muldrow (16 points, 14 rebounds, 10 blocks) vs. Vanderbilt, Jan. 8, 2011 in Columbia, S.C. <i>*** Only second triple-double in South Carolina history (Chuck Eidson (25 points, 10 rebounds, 10 assists) vs. SC State, Nov. 29, 2002 in Columbia, S.C.</i> Opponent: Daniel Hackett (Southern California - 22 points, 10 rebounds, 10 assists), Nov. 17, 2007 in Columbia, S.C.
Scored 30 or more points in back-to-back games:	South Carolina: Devan Downey, 30 vs. Kentucky, Jan. 26, 2010 in Columbia, S.C. 33 vs. Georgia, Jan. 30, 2010, in Columbia, S.C.
Scored 25 or more points in back-to-back games:	South Carolina: Devan Downey, 33 vs. Georgia, Jan. 30, 2010, in Columbia, S.C. 26 at Tennessee, Feb. 6, 2010 in Knoxville, Tenn.

A TEAM ...

Scored 100 or more points:	South Carolina: 103 vs. The Citadel, Nov. 12, 2007 in Columbia, S.C. Opponent: 107, Vanderbilt, Feb. 17, 1996 in Nashville, Tenn.
Scored 50 points or less:	South Carolina: 46, vs. Florida, March 4, 2014 in Columbia S.C. Opponent: 50, Georgia, Jan. 31, 2015 in Athens, Ga.
Scored 50 points in a half:	South Carolina: 55 (2nd half), vs. LSU, Feb. 10, 2016, in Columbia, S.C. Opponent: 52 (2nd half) vs. Georgia Jan. 22, 2014 in Athens, Ga.
Failed to score 25 points in a half:	South Carolina: 23 (1st half), at Georgia, Feb. 2, 2016, in Athens, Ga. Opponent: 24 (2nd half), Tennessee, Feb. 24, 2016, in Columbia, S.C.

Collected 50 or more rebounds:	South Carolina: 50, vs. Alabama, Jan. 30, 2016, in Columbia, S.C. Opponent: 52, WKU, Nov. 27, 2010 in Bowling Green, Ky.
Shot 60% or better from the field:	South Carolina: 60.8% (31-51) at Western Carolina, Nov. 18, 2005 in Cullowhee, N.C. Opponent: 69.6% (32-46) Missouri, Feb. 28, 2013 in Columbia, S.C.
Shot 50% or better from the field:	South Carolina: 52.5% (32-61), vs. Tennessee, Feb. 24, 2016, in Columbia, S.C. Opponent: 50.9% (28-55), Hofstra, Nov. 22, 2015 in St. Thomas, USVI
Shot less than 30% from the field:	South Carolina: 27.1% (16-59), vs. Texas A&M, Feb. 21, 2015 in Columbia, S.C. Opponent: 28.4% (19-67), Western Carolina, Nov. 30, 2015, in Columbia, S.C.
Shot 50% or better from 3-point range (at least 10 attempts):	South Carolina: 57.1% (12-21), at Texas A&M, Feb. 6, 2016, in College Station, Texas Opponent 50.0% (17-34), Hofstra, Nov. 22, 2015 in St. Thomas, USVI
Shot 20% or less from 3-point range (at least 10 attempts):	South Carolina: 14.3% (3-21), vs. Missouri, Jan. 16, 2016, in Columbia, S.C. Opponent: 13.3% (2-15), USF, Dec. 5, 2015 in Columbia, S.C.
Dished 20 or more assists:	South Carolina: 20, vs. Tennessee, Feb. 24, 2016, in Columbia, S.C. Opponent: 20, Mississippi State, Feb. 27, 2016, in Starkville, Miss.
Made 35 or more shots:	South Carolina: 37, vs. Hofstra, Nov. 22, 2015 in St. Thomas, USVI Opponent: 35, vs. Tennessee, March 5, 2009 in Columbia, S.C.
Attempted 80 or more shots:	South Carolina: 83 vs. WKU Nov. 27, 2010 in Bowling Green, Ky. Opponent: 83, LSU, Feb. 10, 1996 in Columbia, S.C.
Attempted 70 or more shots:	South Carolina: 72, vs. Providence, Dec. 1, 2011 in Columbia, S.C. Opponent: 71, Arkansas, Feb. 3, 2015 in Fayetteville, Ark.
Made 10 or more 3-pointers:	South Carolina: 12, at Texas A&M, Feb. 6, 2016, in College Station, Texas Opponent: 10, Tennessee, Feb. 24, 2016, in Columbia, S.C.
Did not make a 3-pointer:	South Carolina: vs. Milwaukee, Nov. 11, 2012 in Columbia, S.C. Opponent: Miss. State, Jan. 9, 2013 in Starkville, Miss.
Attempted 30 or more 3-pointers:	South Carolina: 31 vs. Alabama, Jan. 25, 2012 in Columbia, S.C. Opponent: 34, Tennessee, Feb. 24, 2016, in Columbia, S.C.
Attempted 25 or more 3-pointers:	South Carolina: 26 vs. Texas A&M, Feb. 21, 2015 in Columbia, S.C. Opponent: 34, Tennessee, Feb. 24, 2016, in Columbia, S.C.
Made 30 or more free throws:	South Carolina: 46 vs. Memphis, Jan. 2, 2015 in Columbia, S.C. Opponent: 30, Tennessee, Jan. 23, 2016 in Knoxville, Tenn.
Attempted 40 or more free throws:	South Carolina: 46, vs. Alabama, Jan. 30, 2016, in Columbia, S.C. Opponent: 42, Kentucky, March 1, 2014 in Columbia, S.C.
Swiped 15 or more steals:	South Carolina: 15 vs. Vanderbilt, Jan. 16, 2010 in Columbia, S.C. Opponent: 17, Florida, March 4, 2014 in Columbia, S.C.
Blocked 12 or more shots:	South Carolina: 12, vs. Vanderbilt, Jan. 8, 2011 in Columbia, S.C. Opponent: 12, Mississippi State, Jan. 26, 2016, in Columbia, S.C.
Blocked 8 or more shots:	South Carolina: 8, vs. Francis Marion, Dec. 30, 2015 in Columbia, S.C. Opponent: 9, Memphis, Jan. 2, 2015 in Columbia, S.C.
Won by 30 or more points:	South Carolina: 37, vs. North Carolina A&T, Dec. 30, 2014 in Columbia, S.C. Opponent: 34, Kentucky, Feb. 14, 2015 in Lexington, Ky.
Won by 20 or more points:	South Carolina: 26, vs. Tennessee, Feb. 24, 2016, in Columbia, S.C. Opponent: 27, Kentucky, Feb. 13, 2016, in Columbia, S.C.
Played a single overtime game:	Win: 73-69 vs. Florida, Feb. 20, 2016 in Columbia, S.C. Loss: 62-54 at Georgia, Feb. 23, 2013 in Athens, Ga.
Played a double overtime game:	Win: 87-85 vs. WKU, Nov. 27, 2010 in Bowling Green, Ky. Loss: 98-88 vs. Louisville, Feb. 20, 1988 in Columbia, S.C.
South Carolina played a No. 1 Team in the country:	Win: 68-62 vs. Kentucky, Jan. 26, 2010 in Columbia, S.C. Loss: 77-43 loss at Kentucky, Feb. 14, 2015 in Lexington, Ky.
South Carolina played a top-5 opponent:	Win: 68-62 vs. No. 1/1 Kentucky, Jan. 26, 2010 in Columbia, S.C. Loss: 75-36 loss to No. 4/4 Florida, Jan. 30, 2013 in Gainesville, Fla.
South Carolina played a top-10 opponent:	Win: 81-78 at No. 8/8 Texas A&M, Feb. 6, 2016, in College Station, Texas Loss: 58-43 loss vs. Kentucky, Jan. 24, 2015 in Columbia, S.C.
South Carolina played a top-25 opponent:	Win: 81-78 at No. 8/8 Texas A&M, Feb. 6, 2016, in College Station, Texas Loss: 89-62 loss vs. No. 22/21 Kentucky, Feb. 13, 2016, in Columbia, S.C.
South Carolina defeated a ranked opponent:	Home: Win: 72-67 win over No. 17/15 Kentucky, March 1, 2014 in Columbia, S.C. Away: 77-73 at No. 13/19 Vanderbilt, March 6, 2010 in Nashville, Tenn. Neutral: 64-60 vs. No. 9/9 Iowa State, Jan. 3, 2015 in Brooklyn, N.Y. SEC Home: Win: 72-67 win over No. 17/15 Kentucky, March 1, 2014 in Columbia, S.C. SEC Away: 81-78 at No. 8/8 Texas A&M, Feb. 6, 2016, in College Station, Texas Non-conference away: 85-84 at No. 19/20 Baylor, Jan. 2, 2009 in Waco, Texas
South Carolina defeated a top 10 opponent:	Home: Win: 68-62 win vs. No. 1/1 Kentucky, Jan. 26, 2010 in Columbia, S.C. Away: 81-78 at No. 8/8 Texas A&M, Feb. 6, 2016, in College Station, Texas Neutral: 64-60 vs. No. 9/9 Iowa State, Jan. 3, 2015 in Brooklyn, N.Y.
A South Carolina win opened the season:	Home: 81-56, vs. Norfolk State, Nov. 14, 2015 in Columbia, S.C. Away: 81-63 win at Western Carolina, Nov. 12, 2005 in Cullowhee, N.C. Neutral: 74-61 win vs. Chaminade, Nov. 19, 2001 in Maui, Hawaii (Maui Invite)
South Carolina opened SEC play:	Home: 72-68 loss vs. Florida, Jan. 7, 2015 in Gainesville, Fla. Away: 81-69 win at Auburn, Jan. 5, 2016, in Auburn, Ala.



South Carolina Basketball
South Carolina Combined Team Statistics (as of Feb 27, 2016)
All games

RECORD:	OVERALL	HOME	AWAY	NEUTRAL
ALL GAMES	23-6	15-1	4-5	4-0
CONFERENCE	10-6	7-1	3-5	0-0
NON-CONFERENCE	13-0	8-0	1-0	4-0

##	Player	gp-gs	min	avg	Total		3-Point		F-Throw		Rebounds			pf	dq	a	to	blk	stl	pts	avg			
					fg-fga	fg%	3fg-fga	3fg%	ft-fa	ft%	off	def	tot									avg		
24	CARRERA, Michael	29-29	801	27.6	130-279	.466	48-107	.449	113-151	.748	64	161	225	7.8	80	2	39	58	29	27	421	14.5		
00	THORNWELL, Sindari	29-29	947	32.7	108-303	.356	36-115	.313	116-149	.779	36	102	138	4.8	53	0	106	67	11	45	368	12.7		
10	NOTICE, Duane	29-3	764	26.3	103-254	.406	60-144	.417	63-83	.759	19	51	70	2.4	44	0	61	32	1	25	329	11.3		
25	KACINAS, Mindaugas	29-29	836	28.8	110-214	.514	14-52	.269	49-80	.613	63	92	155	5.3	61	1	26	29	13	11	283	9.8		
14	CHATKEVICIUS, L.	29-23	638	22.0	107-210	.510	7-26	.269	53-74	.716	57	73	130	4.5	70	1	21	52	27	15	274	9.4		
15	DOZIER, PJ	29-26	565	19.5	80-213	.376	7-41	.171	34-63	.540	26	67	93	3.2	75	1	61	73	11	31	201	6.9		
30	SILVA, Chris	29-6	391	13.5	50-106	.472	0-0	.000	65-106	.613	54	80	134	4.6	91	3	6	31	25	12	165	5.7		
01	STROMAN, Marcus	26-0	381	14.7	11-44	.250	3-6	.500	32-48	.667	11	40	51	2.0	40	0	33	28	4	15	57	2.2		
04	GREGORY, Jamall	18-0	119	6.6	11-22	.500	2-6	.333	6-11	.545	4	12	16	0.9	20	0	12	8	2	6	30	1.7		
02	DOBY, Raymond	12-0	61	5.1	6-18	.333	0-0	.000	7-13	.538	5	4	9	0.8	7	0	1	3	1	4	19	1.6		
05	BLANTON, TeMarcus	8-0	32	4.0	3-8	.375	2-4	.500	4-4	1.000	2	3	5	0.6	4	0	2	1	0	2	12	1.5		
20	MCKIE, Justin	23-0	162	7.0	10-37	.270	2-14	.143	7-12	.583	7	11	18	0.8	13	0	19	5	1	2	29	1.3		
23	COBB, Eric	23-0	140	6.1	13-20	.650	0-0	.000	1-18	.056	13	29	42	1.8	25	0	3	14	3	1	27	1.2		
21	RAGIN, John	4-0	8	2.0	1-3	.333	0-1	.000	0-0	.000	0	1	1	0.3	0	0	0	0	0	1	2	0.5		
31	HOLLIMAN, Jarrell	3-0	5	1.7	0-0	.000	0-0	.000	0-0	.000	0	0	0	0.0	0	0	0	1	0	0	0	0.0		
Team											54	56	110	7										
Total.....		29	5850	743-1731		.429	181-516	.351	550-812	.677	415	782	1197	41.3	583	8	390	409	128	197	2217	76.4		
Opponents.....		29	5850	664-1680		.395	246-701	.351	434-643	.675	321	669	990	34.1	687	39	371	440	134	193	2008	69.2		

TEAM STATISTICS	SC	OPP	Date	Opponent	Score	Att.
SCORING	2217	2008	% 11/14/15	NORFOLK STATE	w 84-69	10623
Points per game	76.4	69.2	11/16/15	ORAL ROBERTS	w 84-66	9640
Scoring margin	+7.2	-	! 11/20/15	vs DePaul	w 76-61	1601
FIELD GOALS-ATT	743-1731	664-1680	! 11/22/15	vs Hofstra	w 94-84	1715
Field goal pct	.429	.395	! 11/23/15	vs Tulsa	w 83-75	2002
3 POINT FG-ATT	181-516	246-701	11/27/15	LIPSCOMB	w 92-76	8793
3-point FG pct	.351	.351	11/30/15	WESTERN CAROLINA	w 76-53	8957
3-pt FG made per game	6.2	8.5	12/5/15	USF	w 81-63	10721
FREE THROWS-ATT	550-812	434-643	12/15/15	DREXEL	w 79-54	8481
Free throw pct	.677	.675	12/18/15	at Clemson	w 65-59	14446
F-Throws made per game	19.0	15.0	12/22/15	vs St. John's	w 75-61	2355
REBOUNDS	1197	990	12/30/15	FRANCIS MARION	w 78-56	10401
Rebounds per game	41.3	34.1	1/2/16	MEMPHIS	w 86-76	13035
Rebounding margin	+7.1	-	* 01/05/16	at Auburn	w 81-69	7556
ASSISTS	390	371	* 1/9/16	VANDERBILT	w 69-65	15055
Assists per game	13.4	12.8	* 1/13/16	at Alabama	L 50-73	12443
TURNOVERS	409	440	* 1/16/16	MISSOURI	w 81-72	15389
Turnovers per game	14.1	15.2	* 1/19/16	at Ole Miss	wot 77-74	7427
Turnover margin	+1.1	-	* 01/23/16	at Tennessee	L 69-78	13928
Assist/turnover ratio	1.0	0.8	* 1/26/16	MISSISSIPPI STATE	w 84-74	12764
STEALS	197	193	* 1/30/16	ALABAMA	w 78-64	18000
Steals per game	6.8	6.7	* 02/02/16	at Georgia	L 56-69	6427
BLOCKS	128	134	* 02/06/16	at Texas A&M	w 81-78	11240
Blocks per game	4.4	4.6	* 2/10/16	LSU	w 94-83	16009
ATTENDANCE	207092	93645	* 2/13/16	KENTUCKY	L 62-89	18000
Home games-Avg/Game	16-12943	9-9552	* 2-16-16	at Mizzou	L 67-72	5017
Neutral site-Avg/Game	-	4-1918	* 2/20/16	FLORIDA	wot 73-69	18000
Score by Periods	1st	2nd	OT	Totals		
South Carolina	1063	1134	20	2217		
Opponents	952	1043	13	2008		

* = Conference game
 % - Paradise Jam (Columbia, S.C.)
 ! - Paradise Jam (St. Thomas, USVI)



South Carolina Basketball
 South Carolina Combined Team Statistics (as of Feb 27, 2016)
 Conference games

RECORD:	OVERALL	HOME	AWAY	NEUTRAL
ALL GAMES	10-6	7-1	3-5	0-0
CONFERENCE	10-6	7-1	3-5	0-0
NON-CONFERENCE	0-0	0-0	0-0	0-0

##	Player	gp-gs	min	avg	Total		3-Point		F-Throw		Rebounds				pf	dq	a	to	blk	stl	pts	avg
					fg-fga	fg%	3fg-fga	3fg%	ft-fa	ft%	off	def	tot	avg								
24	CARRERA, Michael	16-16	478	29.9	77-174	.443	27-70	.386	79-108	.731	41	105	146	9.1	42	2	18	37	18	14	260	16.3
00	THORNWELL, Sindari	16-16	559	34.9	67-185	.362	22-66	.333	64-81	.790	22	48	70	4.4	29	0	58	41	8	25	220	13.8
10	NOTICE, Duane	16-3	464	29.0	56-136	.412	36-87	.414	22-33	.667	12	30	42	2.6	28	0	38	20	0	12	170	10.6
14	CHATKEVICIUS, L.	16-10	365	22.8	52-112	.464	2-15	.133	27-36	.750	34	41	75	4.7	36	1	10	31	11	7	133	8.3
25	KACINAS, Mindaugas	16-16	454	28.4	50-109	.459	6-27	.222	21-37	.568	35	45	80	5.0	37	1	12	14	6	4	127	7.9
15	DOZIER, PJ	16-13	302	18.9	40-115	.348	0-20	.000	16-28	.571	16	30	46	2.9	44	1	37	46	4	11	96	6.0
30	SILVA, Chris	16-6	207	12.9	29-53	.547	0-0	.000	25-43	.581	26	42	68	4.3	52	2	3	13	10	6	83	5.2
01	STROMAN, Marcus	14-0	186	13.3	6-24	.250	1-1	1.000	16-24	.667	5	19	24	1.7	26	0	13	13	1	6	29	2.1
05	BLANTON, TeMarcus	1-0	3	3.0	1-1	1.000	0-0	.000	0-0	.000	0	0	0	0.0	0	0	0	0	0	0	2	2.0
02	DOBY, Raymond	6-0	43	7.2	4-12	.333	0-0	.000	3-5	.600	2	2	4	0.7	3	0	1	1	0	4	11	1.8
04	GREGORY, Jamall	11-0	88	8.0	7-13	.538	1-2	.500	4-7	.571	2	7	9	0.8	17	0	8	6	2	4	19	1.7
20	MCKIE, Justin	11-0	71	6.5	3-12	.250	0-3	.000	3-6	.500	4	3	7	0.6	4	0	7	4	0	1	9	0.8
23	COBB, Eric	10-0	28	2.8	2-4	.500	0-0	.000	1-8	.125	3	7	10	1.0	5	0	0	3	1	0	5	0.5
21	RAGIN, John	1-0	2	2.0	0-0	.000	0-0	.000	0-0	.000	0	0	0	0.0	0	0	0	0	0	1	0	0.0
Team												28	28	56						2		
Total.....		16	3250		394-950	.415	95-291	.326	281-416	.675	230	407	637	39.8	323	7	205	231	61	95	1164	72.8
Opponents.....		16	3250		381-921	.414	146-405	.360	247-362	.682	184	383	567	35.4	358	20	230	234	82	119	1155	72.2

TEAM STATISTICS	SC	OPP	Date	Opponent	Score	Att.
SCORING	1164	1155	* 01/05/16	at Auburn	w 81-69	7556
Points per game	72.8	72.2	* 1/9/16	VANDERBILT	w 69-65	15055
Scoring margin	+0.6	-	* 1/13/16	at Alabama	L 50-73	12443
FIELD GOALS-ATT	394-950	381-921	* 1/16/16	MISSOURI	w 81-72	15389
Field goal pct	.415	.414	* 1/19/16	at Ole Miss	Wot 77-74	7427
3 POINT FG-ATT	95-291	146-405	* 01/23/16	at Tennessee	L 69-78	13928
3-point FG pct	.326	.360	* 1/26/16	MISSISSIPPI STATE	w 84-74	12764
3-pt FG made per game	5.9	9.1	* 1/30/16	ALABAMA	w 78-64	18000
FREE THROWS-ATT	281-416	247-362	* 02/02/16	at Georgia	L 56-69	6427
Free throw pct	.675	.682	* 02/06/16	at Texas A&M	w 81-78	11240
F-Throws made per game	17.6	15.4	* 2/10/16	LSU	w 94-83	16009
REBOUNDS	637	567	* 2/13/16	KENTUCKY	L 62-89	18000
Rebounds per game	39.8	35.4	* 2-16-16	at Mizzou	L 67-72	5017
Rebounding margin	+4.4	-	* 2/20/16	FLORIDA	Wot 73-69	18000
ASSISTS	205	230	* 2/24/16	TENNESSEE	w 84-58	13224
Assists per game	12.8	14.4	* 02-27-16	at Mississippi State	L 58-68	7488
TURNOVERS	231	234				
Turnovers per game	14.4	14.6				
Turnover margin	+0.2	-				
Assist/turnover ratio	0.9	1.0				
STEALS	95	119				
Steals per game	5.9	7.4				
BLOCKS	61	82				
Blocks per game	3.8	5.1				
ATTENDANCE	126441	71526				
Home games-Avg/Game	8-15805	8-8941				
Neutral site-Avg/Game	-	0-0				

* = Conference game
 % - Paradise Jam (Columbia, S.C.)
 ! - Paradise Jam (St. Thomas, USVI)

Score by Periods	1st	2nd	OT	Totals
South Carolina	535	609	20	1164
Opponents	553	589	13	1155



South Carolina Basketball
 South Carolina Team Game-by-Game Comparison (as of Mar 02, 2016)
 All games

Opponent	1st	2nd	Score	Mar	Total FG	FG Pct	3-Pointers	3FG Pct	Free Throws	FT Pct	Rebounds	Assist	T/Over	Block	Steal	Fouls
NORFOLK STATE	40/34	44/35	84-69	+15	23-59/19-56	.390/.339	9-22/11-28	.409/.393	29-42/20-23	.690/.870	46/35 +11	15/12	13/18	4/3	9/7	19/35
ORAL ROBERTS	33/30	51/36	84-66	+18	29-73/22-51	.397/.431	7-21/4-14	.333/.286	19-27/18-23	.704/.783	44/28 +16	14/7	6/13	4/5	5/3	22/23
DePaul	37/28	39/33	76-61	+15	24-60/19-52	.400/.365	5-13/3-14	.385/.214	23-34/20-31	.676/.645	43/33 +10	11/9	12/15	4/2	5/4	27/27
Hofstra	46/39	48/45	94-84	+10	37-68/28-55	.544/.509	5-9/17-34	.556/.500	15-23/11-17	.652/.647	41/23 +18	16/16	9/14	5/2	4/2	18/21
Tulsa	38/29	45/46	83-75	+8	27-54/24-54	.500/.444	7-14/5-16	.500/.313	22-28/22-31	.786/.710	34/31 +3	12/9	13/15	2/0	7/4	25/25
LIPSCOMB	51/40	41/36	92-76	+16	34-66/27-68	.515/.397	5-19/13-35	.263/.371	19-27/9-14	.704/.643	43/29 +14	24/18	17/18	7/3	12/8	19/24
WESTERN CAROLINA	37/28	39/25	76-53	+23	26-63/19-67	.413/.284	8-18/11-32	.444/.344	16-25/4-4	.640/1000	51/36 +15	14/13	19/20	7/3	10/10	12/17
USF	53/22	28/41	81-63	+18	29-61/24-68	.475/.353	7-21/2-15	.333/.133	16-25/13-22	.640/.591	32/46 (14)	14/9	12/19	6/6	12/8	15/20
DREXEL	32/28	47/26	79-54	+25	25-46/19-55	.543/.345	6-12/7-17	.500/.412	23-39/9-19	.590/.474	41/22 +19	14/11	15/13	9/2	6/3	19/28
Clemson	41/25	24/34	65-59	+6	23-53/23-63	.434/.365	8-19/8-26	.421/.308	11-14/5-9	.786/.556	42/34 +8	12/11	16/10	3/8	3/2	16/20
St. John's	40/34	35/27	75-61	+14	27-57/22-49	.474/.449	7-13/5-20	.538/.250	14-19/12-27	.737/.444	43/26 +17	14/11	17/14	1/5	9/6	23/19
FRANCIS MARION	38/20	40/36	78-56	+22	27-64/18-60	.422/.300	8-27/6-23	.296/.261	16-30/14-25	.533/.560	47/42 +5	16/7	16/22	8/4	13/10	18/29
MEMPHIS	42/42	44/34	86-76	+10	18-57/19-61	.316/.311	4-17/8-22	.235/.364	46-63/30-36	.730/.833	53/38 +15	9/8	13/15	7/9	7/7	27/41
Auburn	43/30	38/39	81-69	+12	25-50/24-54	.500/.444	9-23/12-30	.391/.400	22-28/9-13	.786/.692	34/27 +7	15/12	19/21	0/1	9/7	13/19
VANDERBILT	35/38	34/27	69-65	+4	24-57/20-61	.421/.328	3-13/5-24	.231/.208	18-29/20-29	.621/.690	44/36 +8	11/10	13/11	3/7	3/5	23/25
Alabama	22/35	28/38	50-73	(23)	19-53/24-51	.358/.471	3-18/13-28	.167/.464	9-17/12-21	.529/.571	33/38 (5)	9/16	18/17	3/3	4/8	19/20
MISSOURI	41/34	40/38	81-72	+9	28-62/28-57	.452/.491	3-21/7-19	.143/.368	22-33/9-13	.667/.692	41/26 +15	12/17	13/16	5/3	7/8	15/24
Ole Miss	29/39	37/27	77-74	+3	26-62/24-61	.419/.393	4-14/10-33	.286/.303	21-31/16-27	.677/.593	49/37 +12	16/16	15/10	3/4	4/10	24/25
Tennessee	28/29	41/49	69-78	(9)	25-60/19-46	.417/.413	4-14/10-21	.286/.476	15-23/30-32	.652/.938	34/34 -	11/11	17/18	2/3	7/12	24/21
MISSISSIPPI STATE	43/34	41/40	84-74	+10	26-58/23-61	.448/.377	5-15/11-24	.333/.458	27-41/17-23	.659/.739	51/26 +25	13/11	18/12	7/12	6/10	25/32
ALABAMA	35/26	43/38	78-64	+14	22-60/20-60	.367/.333	6-19/6-24	.316/.250	28-46/18-25	.609/.720	50/41 +9	10/12	11/16	5/7	9/5	19/30
Georgia	23/33	33/36	56-69	(13)	18-58/22-56	.310/.393	7-23/8-22	.304/.364	13-19/17-25	.684/.680	37/44 (7)	9/11	14/13	9/9	3/9	23/19
Texas A&M	40/41	41/37	81-78	+3	30-57/26-53	.526/.491	12-21/12-25	.571/.480	9-16/14-22	.563/.636	32/30 +2	22/19	15/17	1/4	8/5	20/20
LSU	39/35	55/48	94-83	+11	30-62/29-61	.484/.475	7-19/9-21	.368/.429	27-36/16-28	.750/.571	36/33 +3	16/16	9/12	3/5	8/4	26/30
KENTUCKY	27/42	35/47	62-89	(27)	18-55/31-64	.327/.484	4-14/11-25	.286/.440	22-31/16-21	.710/.762	39/38 +1	7/17	16/12	8/5	3/6	20/21
Mizzou	25/33	42/39	67-72	(5)	22-66/20-53	.333/.377	7-19/5-21	.368/.238	16-20/27-38	.800/.711	39/46 (7)	10/10	13/17	2/4	6/8	25/21
FLORIDA	30/33	34/31	73-69	+4	27-69/24-65	.391/.369	7-19/9-32	.368/.281	12-16/12-15	.750/.800	39/42 (3)	17/19	10/15	4/7	5/4	14/18
TENNESSEE	49/34	35/24	84-58	+26	32-61/22-63	.525/.349	8-20/10-34	.400/.294	12-18/4-11	.667/.364	40/35 +5	20/13	9/12	3/3	6/5	14/16
Mississippi State	26/37	32/31	58-68	(10)	22-60/25-55	.367/.455	6-19/8-22	.316/.364	8-12/10-19	.667/.526	39/34 +5	7/20	21/15	3/5	7/13	19/17

Note: Game totals are displayed in the format TEAM/OPPONENT for each category



South Carolina Basketball
South Carolina Category Leaders (as of Mar 02, 2016)
All games

Points	G	Pts	Pts/G
CARRERA, Michael	29	421	14.5
THORNWELL, Sindarius	29	368	12.7
NOTICE, Duane	29	329	11.3
KACINAS, Mindaugas	29	283	9.8
CHATKEVICIUS, L.	29	274	9.4
DOZIER, PJ	29	201	6.9
SILVA, Chris	29	165	5.7
STROMAN, Marcus	26	57	2.2
GREGORY, Jamall	18	30	1.7
MCKIE, Justin	23	29	1.3
COBB, Eric	23	27	1.2
DOBY, Raymond	12	19	1.6

FG Percentage	FG	Att	Pct
COBB, Eric	13	20	.650
KACINAS, Mindaugas	110	214	.514
CHATKEVICIUS, L.	107	210	.510
GREGORY, Jamall	11	22	.500
SILVA, Chris	50	106	.472
CARRERA, Michael	130	279	.466
NOTICE, Duane	103	254	.406
DOZIER, PJ	80	213	.376
BLANTON, TeMarcus	3	8	.375
THORNWELL, Sindarius	108	303	.356
RAGIN, John	1	3	.333
DOBY, Raymond	6	18	.333

3-Point Percentage	3FG	Att	Pct
STROMAN, Marcus	3	6	.500
BLANTON, TeMarcus	2	4	.500
CARRERA, Michael	48	107	.449
NOTICE, Duane	60	144	.417
GREGORY, Jamall	2	6	.333
THORNWELL, Sindarius	36	115	.313
KACINAS, Mindaugas	14	52	.269
CHATKEVICIUS, L.	7	26	.269
DOZIER, PJ	7	41	.171
MCKIE, Justin	2	14	.143
RAGIN, John	0	1	.000

Free Throw Percent	FG	Att	Pct
BLANTON, TeMarcus	4	4	1.000
THORNWELL, Sindarius	116	149	.779
NOTICE, Duane	63	83	.759
CARRERA, Michael	113	151	.748
CHATKEVICIUS, L.	53	74	.716
STROMAN, Marcus	32	48	.667
SILVA, Chris	65	106	.613
KACINAS, Mindaugas	49	80	.613
MCKIE, Justin	7	12	.583
GREGORY, Jamall	6	11	.545
DOZIER, PJ	34	63	.540
DOBY, Raymond	7	13	.538

Scoring Average	G	Pts	Avg/G
CARRERA, Michael	29	421	14.5
THORNWELL, Sindarius	29	368	12.7
NOTICE, Duane	29	329	11.3
KACINAS, Mindaugas	29	283	9.8
CHATKEVICIUS, L.	29	274	9.4
DOZIER, PJ	29	201	6.9
SILVA, Chris	29	165	5.7
STROMAN, Marcus	26	57	2.2
GREGORY, Jamall	18	30	1.7
DOBY, Raymond	12	19	1.6
BLANTON, TeMarcus	8	12	1.5
MCKIE, Justin	23	29	1.3

Field Goal Attempts	G	Att	Att/G
THORNWELL, Sindarius	29	303	10.4
CARRERA, Michael	29	279	9.6
NOTICE, Duane	29	254	8.8
KACINAS, Mindaugas	29	214	7.4
DOZIER, PJ	29	213	7.3

Field Goals Made	G	Made	Made/G
CARRERA, Michael	29	130	4.5
KACINAS, Mindaugas	29	110	3.8
THORNWELL, Sindarius	29	108	3.7
CHATKEVICIUS, L.	29	107	3.7
NOTICE, Duane	29	103	3.6

3-Point FG Attempts	G	Att	Att/G
NOTICE, Duane	29	144	5.0
THORNWELL, Sindarius	29	115	4.0
CARRERA, Michael	29	107	3.7
KACINAS, Mindaugas	29	52	1.8
DOZIER, PJ	29	41	1.4

3-Point FG Made	G	Made	Made/G
NOTICE, Duane	29	60	2.1
CARRERA, Michael	29	48	1.7
THORNWELL, Sindarius	29	36	1.2
KACINAS, Mindaugas	29	14	0.5
DOZIER, PJ	29	7	0.2
CHATKEVICIUS, L.	29	7	0.2

Free Throw Attempts	G	Att	Att/G
CARRERA, Michael	29	151	5.2
THORNWELL, Sindarius	29	149	5.1
SILVA, Chris	29	106	3.7
NOTICE, Duane	29	83	2.9
KACINAS, Mindaugas	29	80	2.8

Free Throws Made	G	Made	Made/G
THORNWELL, Sindarius	29	116	4.0
CARRERA, Michael	29	113	3.9
SILVA, Chris	29	65	2.2
NOTICE, Duane	29	63	2.2
CHATKEVICIUS, L.	29	53	1.8



South Carolina Basketball
South Carolina Category Leaders (as of Mar 02, 2016)
All games

Rebounds	G	Reb	Reb/G
CARRERA, Michael	29	225	7.8
KACINAS, Mindaugas	29	155	5.3
THORNWELL, Sindarius	29	138	4.8
SILVA, Chris	29	134	4.6
CHATKEVICIUS, L.	29	130	4.5

Assists	G	No.	Ast/G
THORNWELL, Sindarius	29	106	3.7
NOTICE, Duane	29	61	2.1
DOZIER, PJ	29	61	2.1
CARRERA, Michael	29	39	1.3
STROMAN, Marcus	26	33	1.3

Rebound Average	G	Reb	Avg/G
CARRERA, Michael	29	225	7.8
KACINAS, Mindaugas	29	155	5.3
THORNWELL, Sindarius	29	138	4.8
SILVA, Chris	29	134	4.6
CHATKEVICIUS, L.	29	130	4.5

Steals	G	No.	Stl/G
THORNWELL, Sindarius	29	45	1.6
DOZIER, PJ	29	31	1.1
CARRERA, Michael	29	27	0.9
NOTICE, Duane	29	25	0.9
CHATKEVICIUS, L.	29	15	0.5
STROMAN, Marcus	26	15	0.6

Offensive Rebounds	G	No.	Avg/G
CARRERA, Michael	29	64	2.2
KACINAS, Mindaugas	29	63	2.2
CHATKEVICIUS, L.	29	57	2.0
SILVA, Chris	29	54	1.9
THORNWELL, Sindarius	29	36	1.2

Blocked Shots	G	No.	Blk/G
CARRERA, Michael	29	29	1.0
CHATKEVICIUS, L.	29	27	0.9
SILVA, Chris	29	25	0.9
KACINAS, Mindaugas	29	13	0.4
THORNWELL, Sindarius	29	11	0.4
DOZIER, PJ	29	11	0.4

Defensive Rebounds	G	No.	Avg/G
CARRERA, Michael	29	161	5.6
THORNWELL, Sindarius	29	102	3.5
KACINAS, Mindaugas	29	92	3.2
SILVA, Chris	29	80	2.8
CHATKEVICIUS, L.	29	73	2.5

Minutes	G	No.	Min/G
THORNWELL, Sindarius	29	947	32.7
KACINAS, Mindaugas	29	836	28.8
CARRERA, Michael	29	801	27.6
NOTICE, Duane	29	764	26.3
CHATKEVICIUS, L.	29	638	22.0

Fouls	G	No.	Per/G
SILVA, Chris	29	91	3.1
CARRERA, Michael	29	80	2.8
DOZIER, PJ	29	75	2.6
CHATKEVICIUS, L.	29	70	2.4
KACINAS, Mindaugas	29	61	2.1

Turnovers	G	No.	TO/G
DOZIER, PJ	29	73	2.5
THORNWELL, Sindarius	29	67	2.3
CARRERA, Michael	29	58	2.0
CHATKEVICIUS, L.	29	52	1.8
NOTICE, Duane	29	32	1.1

Foulsouts	G	No.
SILVA, Chris	29	3
CARRERA, Michael	29	2
CHATKEVICIUS, L.	29	1
KACINAS, Mindaugas	29	1
DOZIER, PJ	29	1



South Carolina Basketball
South Carolina Team High/Low Analysis (as of Mar 02, 2016)
All games

South Carolina - TEAM GAME HIGHS

POINTS	94	LSU (2/10/16)
	94	vs Hofstra (11/22/15)
	92	LIPSCOMB (11/27/15)
	86	MEMPHIS (1/2/16)
	84	TENNESSEE (2/24/16)
	84	MISSISSIPPI STATE (1/26/16)
	84	ORAL ROBERTS (11/16/15)
	84	NORFOLK STATE (11/14/15)
FIELD GOALS MADE	37	vs Hofstra (11/22/15)
	34	LIPSCOMB (11/27/15)
FIELD GOAL ATTEMPTS	73	ORAL ROBERTS (11/16/15)
	69	FLORIDA (2/20/16)
FIELD GOAL PERCENTAGE	.544 (37-68)	vs Hofstra (11/22/15)
	.543 (25-46)	DREXEL (12/15/15)
3 PT FIELD GOALS MADE	12	at Texas A&M (02/06/16)
	9	at Auburn (01/05/16)
	9	NORFOLK STATE (11/14/15)
3 PT FG ATTEMPTS	27	FRANCIS MARION (12/30/15)
	23	at Georgia (02/02/16)
	23	at Auburn (01/05/16)
3 PT FG PERCENTAGE	.571 (12-21)	at Texas A&M (02/06/16)
	.556 (5-9)	vs Hofstra (11/22/15)
FREE THROWS MADE	46	MEMPHIS (1/2/16)
	29	NORFOLK STATE (11/14/15)
FREE THROW ATTEMPTS	63	MEMPHIS (1/2/16)
	46	ALABAMA (1/30/16)
FREE THROW PERCENTAGE	.800 (16-20)	at Mizzou (2-16-16)
	.786 (22-28)	at Auburn (01/05/16)
	.786 (22-28)	vs Tulsa (11/23/15)
	.786 (11-14)	at Clemson (12/18/15)
REBOUNDS	53	MEMPHIS (1/2/16)
	51	MISSISSIPPI STATE (1/26/16)
	51	WESTERN CAROLINA (11/30/15)
ASSISTS	24	LIPSCOMB (11/27/15)
	22	at Texas A&M (02/06/16)
STEALS	13	FRANCIS MARION (12/30/15)
	12	USF (12/5/15)
	12	LIPSCOMB (11/27/15)
BLOCKED SHOTS	9	at Georgia (02/02/16)
	9	DREXEL (12/15/15)
TURNOVERS	21	at Mississippi State (02-27-16)
	19	at Auburn (01/05/16)
	19	WESTERN CAROLINA (11/30/15)
FOULS	27	MEMPHIS (1/2/16)
	27	vs DePaul (11/20/15)



South Carolina Basketball
South Carolina High/Low Analysis (as of Mar 02, 2016)
All games

Opponent - GAME HIGHS

POINTS	89	KENTUCKY (2/13/16)
	84	vs Hofstra (11/22/15)
	83	LSU (2/10/16)
	78	at Texas A&M (02/06/16)
	78	at Tennessee (01/23/16)
FIELD GOALS MADE	31	KENTUCKY (2/13/16)
	29	LSU (2/10/16)
FIELD GOAL ATTEMPTS	68	USF (12/5/15)
	68	LIPSCOMB (11/27/15)
FIELD GOAL PERCENTAGE	.509 (28-55)	vs Hofstra (11/22/15)
	.491 (28-57)	MISSOURI (1/16/16)
3 PT FIELD GOALS MADE	17	vs Hofstra (11/22/15)
	13	at Alabama (1/13/16)
	13	LIPSCOMB (11/27/15)
3 PT FG ATTEMPTS	35	LIPSCOMB (11/27/15)
	34	TENNESSEE (2/24/16)
	34	vs Hofstra (11/22/15)
3 PT FG PERCENTAGE	.500 (17-34)	vs Hofstra (11/22/15)
	.480 (12-25)	at Texas A&M (02/06/16)
FREE THROWS MADE	30	at Tennessee (01/23/16)
	30	MEMPHIS (1/2/16)
FREE THROW ATTEMPTS	38	at Mizzou (2-16-16)
	36	MEMPHIS (1/2/16)
FREE THROW PERCENTAGE	1.000 (4-4)	WESTERN CAROLINA (11/30/15)
	.938 (30-32)	at Tennessee (01/23/16)
REBOUNDS	46	at Mizzou (2-16-16)
	46	USF (12/5/15)
ASSISTS	20	at Mississippi State (02-27-16)
	19	FLORIDA (2/20/16)
	19	at Texas A&M (02/06/16)
STEALS	13	at Mississippi State (02-27-16)
	12	at Tennessee (01/23/16)
BLOCKED SHOTS	12	MISSISSIPPI STATE (1/26/16)
	9	at Georgia (02/02/16)
	9	MEMPHIS (1/2/16)
TURNOVERS	22	FRANCIS MARION (12/30/15)
	21	at Auburn (01/05/16)
FOULS	41	MEMPHIS (1/2/16)
	35	NORFOLK STATE (11/14/15)



South Carolina Basketball
 South Carolina High/Low Analysis (as of Mar 02, 2016)
 All games

South Carolina - GAME LOWS

POINTS	50		at Alabama (1/13/16)
	56		at Georgia (02/02/16)
	58		at Mississippi State (02-27-16)
	62		KENTUCKY (2/13/16)
	65		at Clemson (12/18/15)
FIELD GOALS MADE	18		MEMPHIS (1/2/16)
	18		at Georgia (02/02/16)
	18		KENTUCKY (2/13/16)
FIELD GOAL ATTEMPTS	46		DREXEL (12/15/15)
	50		at Auburn (01/05/16)
FIELD GOAL PERCENTAGE	.310	(18-58)	at Georgia (02/02/16)
	.316	(18-57)	MEMPHIS (1/2/16)
3 PT FIELD GOALS MADE	3		VANDERBILT (1/9/16)
	3		at Alabama (1/13/16)
	3		MISSOURI (1/16/16)
3 PT FG ATTEMPTS	9		vs Hofstra (11/22/15)
	12		DREXEL (12/15/15)
3 PT FG PERCENTAGE	.143	(3-21)	MISSOURI (1/16/16)
	.167	(3-18)	at Alabama (1/13/16)
FREE THROWS MADE	8		at Mississippi State (02-27-16)
	9		at Alabama (1/13/16)
	9		at Texas A&M (02/06/16)
FREE THROW ATTEMPTS	12		at Mississippi State (02-27-16)
	14		at Clemson (12/18/15)
FREE THROW PERCENTAGE	.529	(9-17)	at Alabama (1/13/16)
	.533	(16-30)	FRANCIS MARION (12/30/15)
REBOUNDS	32		USF (12/5/15)
	32		at Texas A&M (02/06/16)
ASSISTS	7		KENTUCKY (2/13/16)
	7		at Mississippi State (02-27-16)
STEALS	3		at Clemson (12/18/15)
	3		VANDERBILT (1/9/16)
	3		at Georgia (02/02/16)
	3		KENTUCKY (2/13/16)
BLOCKED SHOTS	0		at Auburn (01/05/16)
	1		vs St. John's (12/22/15)
	1		at Texas A&M (02/06/16)
TURNOVERS	6		ORAL ROBERTS (11/16/15)
	9		vs Hofstra (11/22/15)
	9		LSU (2/10/16)
	9		TENNESSEE (2/24/16)
FOULS	12		WESTERN CAROLINA (11/30/15)
	13		at Auburn (01/05/16)



South Carolina Basketball
South Carolina High/Low Analysis (as of Mar 02, 2016)
All games

Opponent - GAME LOWS

POINTS	53	WESTERN CAROLINA (11/30/15)
	54	DREXEL (12/15/15)
	56	FRANCIS MARION (12/30/15)
	58	TENNESSEE (2/24/16)
	59	at Clemson (12/18/15)
FIELD GOALS MADE	18	FRANCIS MARION (12/30/15)
	19	NORFOLK STATE (11/14/15)
	19	vs DePaul (11/20/15)
	19	WESTERN CAROLINA (11/30/15)
	19	DREXEL (12/15/15)
	19	MEMPHIS (1/2/16)
	19	at Tennessee (01/23/16)
FIELD GOAL ATTEMPTS	46	at Tennessee (01/23/16)
	49	vs St. John's (12/22/15)
FIELD GOAL PERCENTAGE	.284 (19-67)	WESTERN CAROLINA (11/30/15)
	.300 (18-60)	FRANCIS MARION (12/30/15)
3 PT FIELD GOALS MADE	2	USF (12/5/15)
	3	vs DePaul (11/20/15)
3 PT FG ATTEMPTS	14	ORAL ROBERTS (11/16/15)
	14	vs DePaul (11/20/15)
3 PT FG PERCENTAGE	.133 (2-15)	USF (12/5/15)
	.208 (5-24)	VANDERBILT (1/9/16)
FREE THROWS MADE	4	WESTERN CAROLINA (11/30/15)
	4	TENNESSEE (2/24/16)
FREE THROW ATTEMPTS	4	WESTERN CAROLINA (11/30/15)
	9	at Clemson (12/18/15)
FREE THROW PERCENTAGE	.364 (4-11)	TENNESSEE (2/24/16)
	.444 (12-27)	vs St. John's (12/22/15)
REBOUNDS	22	DREXEL (12/15/15)
	23	vs Hofstra (11/22/15)
ASSISTS	7	ORAL ROBERTS (11/16/15)
	7	FRANCIS MARION (12/30/15)
STEALS	2	vs Hofstra (11/22/15)
	2	at Clemson (12/18/15)
BLOCKED SHOTS	0	vs Tulsa (11/23/15)
	1	at Auburn (01/05/16)
TURNOVERS	10	at Clemson (12/18/15)
	10	at Ole Miss (1/19/16)
FOULS	16	TENNESSEE (2/24/16)
	17	WESTERN CAROLINA (11/30/15)
	17	at Mississippi State (02-27-16)



South Carolina Basketball
South Carolina Player High/Low Analysis (as of Mar 02, 2016)
All games

South Carolina - I N D I V I D U A L G A M E H I G H S

Points	34		CARRERA, Michael vs Mississippi State (1/26/16)
	27		CHATKEVICIUS, L. vs Oral Roberts (11/16/15)
	25		CARRERA, Michael vs Kentucky (2/13/16)
	25		THORNWELL, Sindarius at Texas A&M (02/06/16)
	24		THORNWELL, Sindarius vs LSU (2/10/16)
Field Goals Made	10		CARRERA, Michael vs Mississippi State (1/26/16)
	9		THORNWELL, Sindarius at Texas A&M (02/06/16)
	9		KACINAS, Mindaugas vs Hofstra (11/22/15)
	9		CHATKEVICIUS, L. vs Oral Roberts (11/16/15)
Field Goal Att.	20		THORNWELL, Sindarius at Texas A&M (02/06/16)
	19		CARRERA, Michael vs Florida (2/20/16)
FG Pct (min 5 made)	1.000	(7-7)	CHATKEVICIUS, L. vs Lipscomb (11/27/15)
	1.000	(6-6)	CARRERA, Michael at Texas A&M (02/06/16)
3-Point FG Made	5		NOTICE, Duane at Mizzou (2-16-16)
	5		CARRERA, Michael at Texas A&M (02/06/16)
	5		THORNWELL, Sindarius at Auburn (01/05/16)
3-Point FG Att.	8		CARRERA, Michael vs Florida (2/20/16)
	8		NOTICE, Duane vs LSU (2/10/16)
	8		THORNWELL, Sindarius at Texas A&M (02/06/16)
	8		THORNWELL, Sindarius at Georgia (02/02/16)
	8		NOTICE, Duane vs Mississippi State (1/26/16)
	8		NOTICE, Duane at Ole Miss (1/19/16)
	8		THORNWELL, Sindarius at Auburn (01/05/16)
3-Pt FG Pct (min 2 made)	1.000	(5-5)	CARRERA, Michael at Texas A&M (02/06/16)
	1.000	(2-2)	NOTICE, Duane vs St. John's (12/22/15)
	1.000	(2-2)	BLANTON, TeMarcus vs Drexel (12/15/15)
	1.000	(2-2)	KACINAS, Mindaugas vs Western Carolina (11/30/15)
	1.000	(2-2)	DOZIER, PJ vs Hofstra (11/22/15)
	1.000	(2-2)	CARRERA, Michael vs Hofstra (11/22/15)
	1.000	(2-2)	NOTICE, Duane vs DePaul (11/20/15)
Free Throws Made	12		CARRERA, Michael vs Alabama (1/30/16)
	12		CARRERA, Michael vs Mississippi State (1/26/16)
	12		NOTICE, Duane vs Memphis (1/2/16)
Free Throw Att.	16		DOZIER, PJ vs Drexel (12/15/15)
	15		CARRERA, Michael vs Kentucky (2/13/16)
	15		CARRERA, Michael vs Mississippi State (1/26/16)
	15		KACINAS, Mindaugas vs DePaul (11/20/15)
FT Pct (min 3 made)	1.000	(12-12)	NOTICE, Duane vs Memphis (1/2/16)
	1.000	(8-8)	STROMAN, Marcus at Auburn (01/05/16)
	1.000	(7-7)	CHATKEVICIUS, L. at Ole Miss (1/19/16)
	1.000	(6-6)	THORNWELL, Sindarius vs Florida (2/20/16)
	1.000	(6-6)	THORNWELL, Sindarius at Georgia (02/02/16)
	1.000	(6-6)	THORNWELL, Sindarius vs Mississippi State (1/26/16)
	1.000	(6-6)	THORNWELL, Sindarius vs Tulsa (11/23/15)
	1.000	(5-5)	CARRERA, Michael vs Western Carolina (11/30/15)
	1.000	(4-4)	THORNWELL, Sindarius at Mizzou (2-16-16)
	1.000	(4-4)	THORNWELL, Sindarius vs Alabama (1/30/16)
	1.000	(4-4)	CARRERA, Michael at Tennessee (01/23/16)
	1.000	(4-4)	KACINAS, Mindaugas vs Memphis (1/2/16)
	1.000	(4-4)	CHATKEVICIUS, L. vs Tulsa (11/23/15)
	1.000	(4-4)	KACINAS, Mindaugas vs Oral Roberts (11/16/15)
	1.000	(3-3)	DOBY, Raymond vs LSU (2/10/16)
	1.000	(3-3)	NOTICE, Duane at Alabama (1/13/16)

	1.000	(3-3)	SILVA, Chris vs Francis Marion (12/30/15)
	1.000	(3-3)	THORNWELL, Sindarius at Clemson (12/18/15)
	1.000	(3-3)	CHATKEVICIUS, L. vs Lipscomb (11/27/15)
	1.000	(3-3)	CARRERA, Michael vs Lipscomb (11/27/15)
	1.000	(3-3)	CHATKEVICIUS, L. vs Norfolk State (11/14/15)
	1.000	(3-3)	NOTICE, Duane vs Norfolk State (11/14/15)
Rebounds	15		CARRERA, Michael vs Florida (2/20/16)
	15		CARRERA, Michael vs Mississippi State (1/26/16)
Assists	9		THORNWELL, Sindarius at Texas A&M (02/06/16)
	8		NOTICE, Duane vs Florida (2/20/16)
Steals	5		DOZIER, PJ vs Francis Marion (12/30/15)
	5		THORNWELL, Sindarius vs Tulsa (11/23/15)
Blocked Shots	3		CARRERA, Michael vs Florida (2/20/16)
	3		CARRERA, Michael vs Kentucky (2/13/16)
	3		CARRERA, Michael at Georgia (02/02/16)
	3		SILVA, Chris vs Alabama (1/30/16)
	3		CARRERA, Michael vs Mississippi State (1/26/16)
	3		SILVA, Chris vs Francis Marion (12/30/15)
	3		CHATKEVICIUS, L. vs Drexel (12/15/15)
	3		SILVA, Chris vs USF (12/5/15)
	3		CHATKEVICIUS, L. vs Hofstra (11/22/15)
Turnovers	6		THORNWELL, Sindarius vs Kentucky (2/13/16)
	6		DOZIER, PJ at Auburn (01/05/16)
Fouls	5		CHATKEVICIUS, L. at Mizzou (2-16-16)
	5		SILVA, Chris vs LSU (2/10/16)
	5		KACINAS, Mindaugas vs LSU (2/10/16)
	5		CARRERA, Michael at Georgia (02/02/16)
	5		SILVA, Chris at Georgia (02/02/16)
	5		DOZIER, PJ at Alabama (1/13/16)
	5		CARRERA, Michael vs Vanderbilt (1/9/16)
	5		SILVA, Chris vs Francis Marion (12/30/15)
Minutes	44		THORNWELL, Sindarius vs Florida (2/20/16)
	43		CARRERA, Michael vs Florida (2/20/16)
	41		THORNWELL, Sindarius at Ole Miss (1/19/16)
	39		THORNWELL, Sindarius at Texas A&M (02/06/16)
	38		THORNWELL, Sindarius at Mizzou (2-16-16)



South Carolina Basketball
 South Carolina Opponent High/Low Analysis (as of Mar 02, 2016)
 All games

OPPONENT INDIVIDUAL GAME HIGHS

Points	36		Punter, Kevin at Tennessee (01/23/16)
	31		Obi Emegano vs Oral Roberts (11/16/15)
	28		GREEN, Juan'ya vs Hofstra (11/22/15)
	27		Tyler Ulis vs Kentucky (2/13/16)
	27		Norris, Riley at Alabama (1/13/16)
Field Goals Made	10		CLARK, Wes vs Missouri (1/16/16)
	10		Harris, Tyler at Auburn (01/05/16)
Field Goal Att.	21		Jamal Murray vs Kentucky (2/13/16)
	21		Obi Emegano vs Oral Roberts (11/16/15)
FG Pct (min 5 made)	1.000	(6-6)	ROSBURG, Ryan vs Missouri (1/16/16)
	.833	(5-6)	JONES, Damian vs Vanderbilt (1/9/16)
	.833	(5-6)	JONES, Christian vs St. John's (12/22/15)
3-Point FG Made	8		Norris, Riley at Alabama (1/13/16)
	6		Punter, Kevin at Tennessee (01/23/16)
	6		GREEN, Juan'ya vs Hofstra (11/22/15)
3-Point FG Att.	13		GREEN, Juan'ya vs Hofstra (11/22/15)
	12		Canty, Kareem at Auburn (01/05/16)
3-Pt FG Pct (min 2 made)	1.000	(3-3)	I.J. Ready vs Mississippi State (1/26/16)
	1.000	(2-2)	PATTERSON, Jalyn vs LSU (2/10/16)
	1.000	(2-2)	Alex Caruso at Texas A&M (02/06/16)
	1.000	(2-2)	MARTIN, Jeremiah vs Memphis (1/2/16)
Free Throws Made	14		Punter, Kevin at Tennessee (01/23/16)
	12		TARRANT JR., Ricky vs Memphis (1/2/16)
	12		HARRISON, Shaquille vs Tulsa (11/23/15)
Free Throw Att.	17		ROSBURG at Mizzou (2-16-16)
	16		HARRISON, Shaquille vs Tulsa (11/23/15)
FT Pct (min 3 made)	1.000	(12-12)	TARRANT JR., Ricky vs Memphis (1/2/16)
	1.000	(10-10)	Obi Emegano vs Oral Roberts (11/16/15)
	1.000	(8-8)	Hubbs III, Robert at Tennessee (01/23/16)
	1.000	(7-7)	GOODWIN, Shaq vs Memphis (1/2/16)
	1.000	(7-7)	GARRETT, Billy vs DePaul (11/20/15)
	1.000	(5-5)	WRIGHT at Mizzou (2-16-16)
	1.000	(5-5)	I.J. Ready vs Mississippi State (1/26/16)
	1.000	(5-5)	Coleman, Justin at Alabama (1/13/16)
	1.000	(5-5)	SHORT, Jeff vs Norfolk State (11/14/15)
	1.000	(4-4)	VICTOR II, Craig vs LSU (2/10/16)
	1.000	(4-4)	Hale, Shannon vs Alabama (1/30/16)
	1.000	(4-4)	Moody, Stefan at Ole Miss (1/19/16)
	1.000	(4-4)	MORILLO, Nehemias vs USF (12/5/15)
	1.000	(4-4)	Mike Brown vs Western Carolina (11/30/15)
	1.000	(3-3)	Allen, KeVaughn vs Florida (2/20/16)
	1.000	(3-3)	Q. Weatherspoon vs Mississippi State (1/26/16)
	1.000	(3-3)	WOODSON, Avery vs Memphis (1/2/16)
Rebounds	13		Finney-Smith, Dorian vs Florida (2/20/16)
	13		Marcus Lee vs Kentucky (2/13/16)
	13		COUSINS, Jaleel vs USF (12/5/15)
Assists	12		Tyler Ulis vs Kentucky (2/13/16)
	8		Alex Caruso at Texas A&M (02/06/16)
	8		CLARK, Wes vs Missouri (1/16/16)
	8		MORAN, NATHAN vs Lipscomb (11/27/15)
Steals	5		I.J. Ready at Mississippi State (02-27-16)
	5		Moore, Armani at Tennessee (01/23/16)
Blocked Shots	5		NNOKO, Landry at Clemson (12/18/15)

	4	Travis Daniels at Mississippi State (02-27-16)
	4	MATEN, Yante at Georgia (02/02/16)
	4	Craig Sword vs Mississippi State (1/26/16)
	4	KORNET, Luke vs Vanderbilt (1/9/16)
	4	Albert Owens vs Oral Roberts (11/16/15)
Turnovers	7	PETERS, Roddy vs USF (12/5/15)
	6	Phillips, Shembari vs Tennessee (2/24/16)
	6	Harris, Tyler at Auburn (01/05/16)
	6	Bowers, Cinmeon at Auburn (01/05/16)
	6	Torrion Brummitt vs Western Carolina (11/30/15)
Fouls	5	Egbunu, John vs Florida (2/20/16)
	5	PURYEAR at Mizzou (2-16-16)
	5	QUARTERMAN, Tim vs LSU (2/10/16)
	5	VICTOR II, Craig vs LSU (2/10/16)
	5	Jalen Jones at Texas A&M (02/06/16)
	5	Taylor, Jimmie vs Alabama (1/30/16)
	5	Kessens, Michael vs Alabama (1/30/16)
	5	Hall, Donta vs Alabama (1/30/16)
	5	Obasohan, Retin vs Alabama (1/30/16)
	5	Craig Sword vs Mississippi State (1/26/16)
	5	Malik Newman vs Mississippi State (1/26/16)
	5	Reese, Derek at Tennessee (01/23/16)
	5	Gielo, Tomasz at Ole Miss (1/19/16)
	5	Perez, Anthony at Ole Miss (1/19/16)
	5	ROSBURG, Ryan vs Missouri (1/16/16)
	5	Hall, Donta at Alabama (1/13/16)
	5	BALDWIN IV, Wade vs Vanderbilt (1/9/16)
	5	CRESSLER, Nolan vs Vanderbilt (1/9/16)
	5	JONES, Damian vs Vanderbilt (1/9/16)
	5	Brown, Bryce at Auburn (01/05/16)
	5	LAWSON, Dedric vs Memphis (1/2/16)
	5	BURRELL, Trahson vs Memphis (1/2/16)
	5	LAWSON, K.J. vs Memphis (1/2/16)
	5	GOODWIN, Shaq vs Memphis (1/2/16)
	5	CRAWFORD, Markel vs Memphis (1/2/16)
	5	JEROME, David vs Francis Marion (12/30/15)
	5	DAVIS JR., Mike vs Francis Marion (12/30/15)
	5	Williams, Austin vs Drexel (12/15/15)
	5	Allen, Terrell vs Drexel (12/15/15)
	5	Myles, Tyshawn vs Drexel (12/15/15)
	5	BRAMMEIER, GEORGE vs Lipscomb (11/27/15)
	5	SWANNEGAN, Brandon vs Tulsa (11/23/15)
	5	CURTIS, Marquel vs Tulsa (11/23/15)
	5	NICHOLS, Malik vs Hofstra (11/22/15)
	5	Brandon Conley vs Oral Roberts (11/16/15)
	5	Aaron Anderson vs Oral Roberts (11/16/15)
	5	TAYLOR, D'Shon vs Norfolk State (11/14/15)
	5	WADE, Jonathan vs Norfolk State (11/14/15)
	5	SHORT, Jeff vs Norfolk State (11/14/15)