



SOUTH CAROLINA BASKETBALL

@GamecockMBB | #Gamecocks | GamecocksOnline.com | #HereSC

SOUTH CAROLINA (11-11, 2-8 SEC) vs. MISSOURI (7-16, 1-9 SEC)

Tuesday, Feb. 10 • Colonial Life Arena (18,000) • Columbia, S.C. • 7 p.m. ET

2014-15 SCHEDULE

DATE	OPPONENT	TIME/BROADCAST
O. 26	Benedict +	W, 92-47
N. 14	North Florida	W, 81-56
N. 18	RV/RV Baylor \$	L, 69-65
N. 20	vs. Cornell %	W, 69-45
N. 21	vs. Charlotte %	L, 65-63
N. 23	vs. Akron %	L, 68-63
N. 26	UNC Asheville	W, 89-75
D. 1	at Marshall	W, 77-59
D. 6	RV/RV Oklahoma State !	W, 75-49
D. 19	Clemson	W, 68-45
D. 21	Coker	W, 78-52
D. 30	North Carolina A&T	W, 91-54
J. 3	vs. No. 9/9 Iowa State &	W, 64-60
J. 7	Florida*	L, 72-68
J. 10	at Ole Miss*	L, 65-49
J. 13	RV/RV Alabama*	W, 68-66
J. 17	at Auburn*	L, 71-68
J. 20	RV/- Tennessee*	L, 66-62
J. 24	No. 1/1 Kentucky*	L, 58-43
J. 28	at RV/RV LSU*	L, 64-58
J. 31	RV/RV Georgia*	W, 67-50
F. 3	at (RV/RV) Arkansas*	L, 75-55
F. 7	at Vanderbilt*	L, 65-50
F. 10	Missouri*	7 p.m./ SECN
F. 14	at Kentucky*	2 p.m./ESPN
F. 17	at Georgia*	7 p.m./ SECN
F. 21	Texas A&M*	12 p.m./ SECN
F. 24	at Alabama*	7 p.m./ SECN
F. 28	Mississippi State*	6 p.m./ SECN
M. 5	Arkansas*	7 p.m./ESPN/2
M. 7	at Tennessee*	4 p.m./FSN
M. 11-15	SEC Tournament (Nashville, Tenn.)	TBD

All home games in **bold** | All times listed Eastern
 * indicates SEC contest | + indicates exhibition | FSN - Fox Sports | SECN+ - SEC Network + | SECN - SEC Network | CBSSN - CBS Sports Network | \$ - ESPN College Hoops Marathon (Columbia, S.C.) | % - Charleston Classic (Charleston, S.C.) | ! - SEC/Big 12 Challenge (Columbia, S.C.) | & Brooklyn Hoops Presents (Brooklyn, N.Y.)

GAME INFORMATION

Game Date: Tuesday, Feb. 10, 2015
Game Time: 7 p.m. ET
Arena: Colonial Life Arena (18,000)
Broadcast: SEC Network
Talent: Dari Nowkhah (pxp), Joe Dean Jr. (analyst)
Radio: Gamecock Radio Network
Talent: Andy Demetra (pxp), Casey Manning (analyst)
Sirius: 119; XM: 191
Live Stats: GamecocksOnline.com
Tickets: GamecocksOnline.com
Series: Missouri leads 3-0
Last Meeting: 82-74 Missouri win on Jan. 25, 2014, in Columbia, Mo.



Head Coach: Frank Martin (FIU, '93)
Record At Carolina: 39-49 (3rd season)
Career Record: 156-103 (8th season)
Record vs. Missouri: 6-7

Top scorer: Thornwell (11.4)
Top rebounder: Carrera (5.4)
Top assist maker: Stroman (3.6)
Media Relations: Emily Feeney
Twitter: @GamecockMBB

GAMECOCKS



Head Coach: Kim Anderson (Missouri, '81)
Record At Mizzou: 7-16 (1st)
Career Record: 281-111 (13th)
Record vs. S. Carolina: 0-0

Top scorer: Williams III (12.0)
Top rebounder: Williams III (6.9)
Top assist maker: Shamburger (3.6)
Media Relations: Patrick Crawford
Twitter: @MizzouHoops

TIGERS

PROBABLE STARTERS

South Carolina	Ht.	Wt.	Yr.	Hometown	PPG	RPG	MPG
G - #10 Duane Notice	6-2	221	So.	Woodbridge, Ontario	11.0	2.7	27.3
G - #0 Sindarius Thornwell	6-5	206	So.	Lancaster, S.C.	11.4	5.2	29.2
G - #4 Tyrone Johnson	6-3	195	Sr.	Plainfield, N.J.	9.8	2.9	29.0
F - #14 Laimonas Chatkevicius	6-11	251	Jr.	Klaipeda, Lithuania	8.4	5.0	21.1
F - #24 Michael Carrera	6-5	212	Jr.	Anzoátegui, Venezuela	5.8	5.4	18.5

Missouri	Ht.	Wt.	Yr.	Hometown	PPG	RPG	MPG
G - #2 Deuce Bello	6-4	198	R-Jr.	Greensboro, N.C.	2.3	1.3	11.3
G - #14 Keith Shamburger	5-11	170	R-Sr.	Los Angeles, Calif.	8.3	3.3	34.9
G - #15 Wes Clark	6-0	185	So.	Detroit, Mich.	10.0	3.6	31.2
F - #3 Johnat Williams III	6-9	235	So.	Memphis, Tenn.	12.0	6.9	29.2
F - #45 Keanau Post	6-11	270	Sr.	Victoria, British Columbia	4.1	3.5	13.0

TODAY'S GAME

South Carolina hosts Missouri on Tuesday in only the fourth meeting all-time between the two schools, and the second at Colonial Life Arena. Both team' look to snap losing streaks, as Carolina has lost its last two - both on the road - and the Tigers have lost nine straight. Tuesday's game will be broadcast on the SEC Network with Dari Nowkhah (pxp) and Joe Dean Jr. (analyst) on the call.

GAME STORYLINES

- South Carolina is in its 107th season of varsity basketball in 2014-15.
- The Gamecocks are led by third-year head coach Frank Martin. His associate head coach is Matt Figger, his assistant coaches are Perry Clark and Lamont Evans, and his director of operations is Andy Assaley.
- An 18-0 run in the second half allowed Vanderbilt to post a 65-50 home win at Memorial Gymnasium on Feb. 7 over the visiting Gamecocks. Sophomore guard Sindarius Thornwell led Carolina with 12 points, and classmate Duane Notice added 10. The Commodores out-rebounded the Gamecocks 33-20, holding Carolina to a season low four offensive boards.
- Sophomore forward Demetrius Henry returned to the lineup at Vandy after missing the previous three games due to a concussion.
- Sophomore guard Justin McKie missed his fourth-straight game at Vandy due to a concussion, and freshman guard/forward Shamiel Sheppard did not play at Arkansas or Vandy due to a sore right knee.
- Tuesday's game promotion is "Outdoors Night," fans are able to buy one ticket and one hat for \$18, as well as free food for the first 500 students.
- Undermanned due to injuries, the Gamecocks suffered a 75-55 setback on the road at Arkansas on Feb. 3. Sophomore guard Sindarius Thornwell posted a team high 16 points in the game, including a pair of 3s in the first half. The Gamecocks struggled offensively, hitting just 27.9 percent from the field.



SOUTH CAROLINA GAMECOCKS

Overall: 11-11; SEC: 2-8; Home: 8-4; Away: 1-5; Neutral: 2-2

0		SINDARIUS THORNWELL - So. - G - 6-5 - 215 - Lancaster, S.C. MIN PTS RBS AST FG% 3FG% FT% 29.2 11.4 5.2 1.9 35.0 26.7 74.5	<ul style="list-style-type: none"> Jan. 5 SEC Player of the Week An efficient 10 points vs. UGA, 4-of-9 shooting/4 assists/3 steals Team high 16 points, 4-of-9 shooting/5-of-5 FT, at Arkansas 12.6 points, 4.8 rebounds over the course of the last 5 games
1		MARCUS STROMAN - Fr. - G - 6-2 - 183 - Columbia, S.C. MIN PTS RBS AST FG% 3FG% FT% 21.4 4.8 3.0 3.6 37.6 11.8 61.1	<ul style="list-style-type: none"> 3.6 assists per game Matched season high with 10 points at Arkansas, also SEC season high 6 assists Team high 5 assists at Vanderbilt
4		TYRONE JOHNSON - Sr. - G - 6-3 - 195 - Plainfield, N.J. MIN PTS RBS AST FG% 3FG% FT% 29.0 9.8 2.9 3.4 38.7 28.1 84.3	<ul style="list-style-type: none"> 10 points, five rebounds at LSU 10 points, three assists and one steal vs. UGA, 8-8 from FT line Early foul trouble at Arkansas, scored 7 points/ SEC games, 2nd in league, 91.4% FT
5		TEMARCUS BLANTON - Fr. - G - 6-5 - 209 - Locust Grove, Ga. MIN PTS RBS AST FG% 3FG% FT% - - - - - - -	<ul style="list-style-type: none"> Out for the season after suffering a hip injury which required surgery Averaged 20.2 points and 8.0 rebounds per game as a senior when he helped lead his team to its first region tournament championship victory and state tournament victory
10		DUANE NOTICE - So. - G - 6-2 - 212 - Woodbridge, Ontario MIN PTS RBS AST FG% 3FG% FT% 27.3 11.0 2.7 2.6 39.3 34.1 74.2	<ul style="list-style-type: none"> Dec. 8 co-SEC Player of the Week Team high 12 points, with three assists and two steals at LSU 11 points, three assists and five rebounds in win vs. Georgia Scored 10 points before foul trouble at Vandy
-		AUSTIN CONSTABLE - Jr. - G - 5-11 - 178 - West Chester, Pa. MIN PTS RBS AST FG% 3FG% FT% - - - - - - -	<ul style="list-style-type: none"> Out for the season after suffering a knee injury. Saw action in three games last season, attempting one shot.
14		LAIMONAS CHATKEVICIUS - Jr. - F - 6-11 - 251 - Klaipeda, Lithuania MIN PTS RBS BLK FG% 3FG% FT% 21.1 8.4 5.0 1.5 52.7 31.6 69.0	<ul style="list-style-type: none"> Second career double-double with 15 points, 11 rebs. at Auburn Blocked two shots, with six points and four rebounds vs. LSU Led team with 12 points vs. UGA, also 4 rebounds and 3 blocks 6 points, 6 rebounds and 3 blocks at Arkansas
15		REGGIE THEUS JR. - So. - F - 6-6 - 221 - Los Angeles, Calif. MIN PTS RBS AST FG% 3FG% FT% 2.4 0.4 0.2 0.0 50.0 0.0 0.0	<ul style="list-style-type: none"> Saw action in 11 games last season. Saw action vs. Cornell, collecting one steal Scored first basket of the season vs. UNC Asheville Saw action at Arkansas, one rebound
20		JUSTIN MCKIE - So. - G - 6-4 - 195 - Columbia, S.C. MIN PTS RBS AST FG% 3FG% FT% 13.2 4.1 1.9 0.4 36.8 30.0 78.9	<ul style="list-style-type: none"> Solid vs. Clemson, posting five points with one steal Scored six points, with an assist, steal and block in win vs. NC A&T Six points and one block in 15 min vs. Florida DNP play at LSU, vs. Georgia, at Arkansas or at Vandy due to a concussion
21		DEMETRIUS HENRY - So. - F - 6-9 - 226 - Miami, Fla. MIN PTS RBS BLK FG% 3FG% FT% 20.4 6.4 3.9 1.0 50.0 0.0 62.9	<ul style="list-style-type: none"> Six points, one block and one steal vs. Alabama 12 points and eight rebounds, with one block in 26 min. vs. Tennessee DNP play at LSU, vs. Georgia or at Arkansas due to a concussion Returned at Vandy, scored two points and one steal
24		MICHAEL CARRERA - Jr. - F - 6-5 - 212 - Anzoátegui, Venezuela MIN PTS RBS BLK FG% 3FG% FT% 18.5 5.8 5.4 0.8 39.3 37.5 73.9	<ul style="list-style-type: none"> DNP vs. UNC Asheville, Marshall & OK State due to a concussion Nine points and team high 10 rebounds with two blocks at LSU Led team for 4th straight game in rebounds with 9 vs. UGA/8 points Five points with one steal at Vanderbilt
25		MINDAUGAS KACINAS - Jr. - F - 6-7 - 227 - Klaipeda, Lithuania MIN PTS RBS BLK FG% 3FG% FT% 21.0 6.4 5.3 0.5 57.1 36.8 74.4	<ul style="list-style-type: none"> 10 points and 8 rebounds in just 17 minutes vs. Alabama Six points, all in a 90-second span in second half at LSU Team high 10 rebounds at Arkansas, also two blocks 4 points and 4 rebounds at Vandy
35		BRIAN STEELE - Jr. - F - 6-5 - 194 - Greenville, S.C. MIN PTS RBS AST FG% 3FG% FT% 7.9 1.6 0.7 0.4 25.9 27.3 1.000	<ul style="list-style-type: none"> Saw 15 minutes of play vs. North Florida, scoring six points with two made 3s in the game Off the bench vs. Georgia, hit a 3 and posted a blocked shot in win Season high 20 minutes at Arkansas, two rebounds/Two 3s at Vandy
12		SHAMIEK SHEPPARD - Fr. - G - 6-6 - 225 - Brooklyn, N.Y. MIN PTS RBS AST FG% 3FG% FT% 7.6 1.8 1.2 0.0 28.6 1.000 0.0	<ul style="list-style-type: none"> Suffered a knee injury during the summer which required surgery Played season high 14 minutes at LSU, posted two points and two rebounds/2 points in 5 minutes vs. Georgia DNP at Arkansas or at Vandy due to fluid on his knee

INTERVIEW POLICIES

All interview requests must be made in advance to SID Emily Feeney in the South Carolina Media Relations Office. Beginning with the start of practice in October, Feeney will release a weekly coach and student-athlete availability schedule to media on Mondays.

Post-Game Interview Policy: After each home game, the visiting coach will address the media first, followed by South Carolina student-athletes then South Carolina head coach Frank Martin. (Depending on deadline, this may be altered on a game-by-game basis).

Road Interview Policy: Interviews with Coach Martin while on the road will be scheduled according to the home post-game media procedure. No student-athlete interviews are allowed until after the game once the team leaves Columbia.

All interviews are to be coordinated through the Media Relations Office. This allows the staff to arrange the interview when it best suits the student-athlete's and the reporter's schedules. Please contact the Media Relations Office in advance to make your interview requests. Media are not permitted to contact student-athletes on their own at any time.

All interviews will take place at the designated media interview site for that day as listed in the weekly availability schedule or in the Media Relations Office.

Dormitory, apartment and cell phone numbers for student-athletes will not be provided to the media. Should you need to conduct a telephone interview with a student-athlete, a call will be placed to you from the student-athlete at a mutually agreeable time.

SOUTH CAROLINA MEDIA RELATIONS

Emily Feeney, primary contact
Associate Director

cell: 803-727-3284

e-mail: efeeney@mailbox.sc.edu

Twitter: @EmilyFeeneySID

Website: www.GamecocksOnline.com

Facebook: www.Facebook.com/gamecocksonline

Twitter: @GamecockMBB

STAT COMPARISON

	SC	MISSOURI	NCAA Rank
Record	11-11	7-16	185/303
Conference Record	2-8	1-9	-
Current Streak	L2	L9	-
Scoring Avg.	66.9	61.3	188/307
Opponent Scoring Avg.	61.3	68.5	63/240
Scoring Margin	+5.5	-7.1	103/312
Field Goal %	.471	.406	257/291
Opponent Field Goal %	.371	.428	8/177
3-Point Field Goal %	.296	.327	316/233
Opponent 3-Point Field Goal %	.300	.340	28/193
3-Point Field Goal Made PG	4.9	6.3	304/180
3-Point Field Goal Attempts PG	16.4	19.2	283/151%
Free Throw %	.730	.663	40/269
Opponent Free Throw %	.723	.713	-
Rebounding Avg.	38.0	33.0	39/248
Opponent Rebounding Avg.	33.0	35.8	-
Rebounding Margin	+5.0	-2.8	39/285
Turnovers Avg.	13.9	13.0	271/194
Opponent Turnover Avg.	14.4	11.4	-
Assists Avg.	13.6	10.9	111/285
Blocks Avg.	4.8	2.8	45/239
Steals Avg.	6.6	6.0	145/216

% indicates total attempts

**** NCAA stats as of Feb. 9

BY THE NUMBERS

13.3

Sophomore guard Sindarius Thornwell has posted double figures in each of the last seven games, averaging 13.3 points per game during the stretch.

8th

South Carolina ranks eighth in the country in field goal percentage defense (37.1%) entering Tuesday's matchup vs. Mizzou. The Gamecocks have peaked at third in the country in the category this season.

<6

Four of South Carolina's eight losses in league play have been decided by six or fewer points.

6/5

Rookie point guard Marcus Stroman dished an SEC season high six assists at Arkansas last Tuesday, and followed with five assists at Vandy. He leads the team with 3.6 helpers per game (overall games).

A SOUTH CAROLINA WIN WOULD ...

- Be the first-ever against Missouri.
- Improve Frank Martin's all-time record vs. the Tigers to 7-7.

- South Carolina snapped a four-game losing streak on Jan. 31 with a 67-50 victory over visiting Georgia at Colonial Life Arena. Four Gamecocks scored in double-figures in that contest, led by 12 from junior forward Laimonas Chatkevicius. Sophomore guards Sindarius Thornwell (10) and Duane Notice (11), and senior guard Tyrone Johnson (10) also scored in double figures. Junior forward Michael Carrera led the Gamecocks for the fourth straight game on the glass, pulling down a game high nine rebounds.

- The Gamecocks held Georgia to just 22.0 percent (11-50) from the field, including just a 4-of-25 (16.0%) mark in the second half. Both figures set new Gamecock records for lowest opponent field goal percentage in a single half and for a game in the SEC regular season. It is also the lowest field goal percentage by a Gamecock opponent since the addition of the 3-point basket in college basketball.

- The Gamecocks are in their 24th season of competition in the Southeastern Conference in 2015. Carolina owns a 140-242 (.367) all-time record in SEC play.

- Frank Martin owns a 61-67 (.476) all-time record in conference games.

- South Carolina has victories this season over three teams in the top 25 of the RPI (Feb. 9) in Iowa State (15), Georgia (23) and Oklahoma State (24).

- South Carolina was in a back-and-forth battle on the road at LSU on Jan. 28, but the home team was able to secure a 64-58 victory in Baton Rouge, using key free throws from Jordan Mickey and Tim Quarterman in the final 19 seconds to seal the win. The Gamecocks struggled offensively, hitting just 34.4 percent (21-61) from the field, however, Carolina hit seven 3s in the contest. Mickey and Jarell Martin blocked six shots each for the Tigers.

- Junior forward Michael Carrera led the Gamecocks with 10 rebounds at LSU, marking his first double-figure rebounding game of the season.

- South Carolina suffered a 58-43 loss to visiting No. 1 Kentucky on Jan. 24 at Colonial Life Arena. In front of its first sellout since the 2011 campaign, the Gamecocks battled, out-rebounding the Wildcats 40-28, including an 18-3 margin on the offensive glass, but a poor shooting performance (12-53, 22.6%) from Carolina, saw UK claim the win. Sophomore guard Sindarius Thornwell led Carolina in scoring for the second straight game with 14 points, and junior forward Michael Carrera pulled down a game high nine rebounds, in-

cluding five offensive.

- South Carolina battled back from a double-digit deficit in the second half, but a 3 from Justin McKie that would have tied the contest just missed with 16 seconds to go, and makes from the foul line sealed a 66-62 win for Tennessee on Jan. 20 at Colonial Life Arena. Sophomore guard Sindarius Thornwell posted an SEC season high 17 points in the contest, while sophomore forward Demetrius Henry added 12 points, eight rebounds and one block. Tennessee hit a Gamecock opponent high 57.5% (23-40) from the field, including 55.6% (10-18) from 3-point range in the game.

- Despite battling back from a 10-point halftime deficit to tie the contest midway through the second half, South Carolina suffered a 71-68 setback at Auburn on Jan. 13, falling to 1-3 in SEC play. Four Gamecocks scored in double figures, as the squad hit 50% from the field. Sophomore guard Duane Notice paced Carolina with 16 points, marking his sixth game this season with 15 or more points. Senior guard Ty Johnson added 13, sophomore guard Sindarius Thornwell chipped in 13 as well, and junior forward Laimonas Chatkevicius posted his first-ever SEC double-double with 15 points and a game-high 11 rebounds.

- South Carolina upset No. 9/9 Iowa State on Jan. 3 in a neutral site matchup vs. the Cyclones at the Barclays Center in Brooklyn, N.Y. Sophomore guard Duane Notice led three Gamecocks in double figures with 15 points, while senior guard Ty Johnson and sophomore guard Sindarius Thornwell posted 13 apiece. Thornwell notched six of those points in the final two minutes of the game, also collecting his lone steal of the contest to seal the win for Carolina.

- South Carolina received votes in both the AP and USA Today Coaches Top 25 Polls for the week of Jan. 5. It marked the first time that Carolina has received votes in the AP Poll since Jan. 2009, and the first time with votes in the Coaches Poll since March 2006.

ASSOCIATED PRESS TOP 25

Feb. 9, 2015

Rk.	Team	Record	Pts.
1	Kentucky (65)	23-0	1,625
2	Virginia	21-1	1,518
3	Gonzaga	24-1	1,486
4	Duke	20-3	1,450
5	Wisconsin	21-2	1,385
6	Villanova	21-2	1,294
7	Arizona	20-3	1,185
8	Kansas	19-4	1,171
9	Louisville	19-4	1,120
10	Notre Dame	21-4	948
11	Utah	18-4	946
12	North Carolina	18-6	871
13	Northern Iowa	22-2	846
14	Iowa State	17-5	842
15	Wichita St	21-3	743
16	Baylor	18-5	694
17	Oklahoma	16-7	565
18	Butler	18-6	462
19	Maryland	19-5	347
20	Virginia Commonwealth	18-5	296
21	West Virginia	18-5	273
21	Oklahoma St	16-7	273
23	Ohio State	18-6	271
24	Arkansas	18-5	221
25	SMU	19-5	81

Others receiving votes: Iowa 38, Providence 26, Texas 25, Stephen F. Austin 22, Cincinnati 21, Murray St 20, Indiana 13, Rhode Island 12, Georgetown 9, Texas A&M 7, Temple 6, Old Dominion 3, Ole Miss 3, San Diego St 2, Harvard 2, Xavier 2, Valparaiso 1

Dropped from rankings: Georgetown 24, Texas 25

USA TODAY COACHES TOP 25

Feb. 9, 2015

Rk.	Team	Record	Pts.
1	Kentucky (31)	23-0	799
2	Gonzaga (1)	24-1	749
3	Virginia	21-1	727
4	Wisconsin	21-2	704
5	Duke	20-3	694
6	Villanova	21-2	626
7	Arizona	20-3	564
8	Louisville	19-4	560
9	Kansas	19-4	517
10	Utah	18-4	497
11	Notre Dame	21-4	456
12	Northern Iowa	22-2	448
13	Wichita St	21-3	389
14	Iowa State	17-5	388
15	North Carolina	18-6	383
16	Baylor	18-5	328
17	Oklahoma	16-7	278
18	Butler	18-6	242
19	Maryland	19-5	206
20	West Virginia	18-5	187
21	Ohio State	18-6	128
22	Virginia Commonwealth	18-5	120
23	Arkansas	18-5	96
24	Oklahoma St	16-7	63
25	SMU	19-5	39

Others receiving votes: Indiana 26, Iowa 20, Texas A&M 18, Cincinnati 18, San Diego St 18, Texas 15, Stephen F. Austin 15, Providence 14, Ole Miss 10, Colorado St 9, Tulsa 8, Murray St 8, Valparaiso 7, Dayton 7, Rhode Island 5, Georgetown 5, Boise State 4, Wyoming 3, George Washington 2

Dropped from rankings: Georgetown 24, Indiana 25



SOUTHEASTERN CONFERENCE STANDINGS

Feb. 9

Team	Conference	Overall
Kentucky	10-0	23-0
Arkansas	7-3	18-5
Ole Miss	7-3	16-7
Texas A&M	7-3	16-6
Georgia	6-4	15-7
LSU	6-4	17-6
Florida	5-5	12-11
Tennessee	5-5	13-9
Alabama	4-6	14-9
Mississippi State	4-6	11-12
Auburn	3-7	11-12
Vanderbilt	3-7	13-10
South Carolina	2-8	11-11
Missouri	1-9	7-16

COACHES TELECONFERENCE

The weekly SEC men's basketball coaches teleconference will be held every Monday beginning Monday, Jan. 6 through Monday, March 9. The 14 Southeastern Conference men's head basketball coaches will be featured from 10:00 -11:38 a.m. (CT).

Media representatives wishing to participate in the teleconference should contact the SEC Media Relations Department for further details. Each coach will appear on the teleconference for seven minutes, according to the following schedule:

ORDER OF APPEARANCE

(All Times Eastern)

11:00 a.m.	Kevin Stallings, Vanderbilt
11:07 a.m.	Billy Donovan, Florida
11:14 a.m.	Frank Martin, South Carolina
11:21 a.m.	Mark Fox, Georgia
11:28 a.m.	Johnny Jones, LSU
11:35 a.m.	John Calipari, Kentucky
11:42 a.m.	Donnie Tyndall, Tennessee
11:49 a.m.	Mike Anderson, Arkansas
11:56 a.m.	Anthony Grant, Alabama
12:03 a.m.	Bruce Pearl, Auburn
12:10 a.m.	Andy Kennedy, Ole Miss
12:17 a.m.	Rick Ray, Miss. State
12:24 a.m.	Kim Anderson, Missouri
12:31 a.m.	Billy Kennedy, Texas A&M

In addition, the SEC men's basketball teams who make it to postseason will be on a teleconference on Monday, March 16 beginning at 10:00 a.m. CT.

All SEC basketball teleconferences can be listened to on the internet at www.secsports.com shortly after the conclusion of the teleconference.

CAROLINA BENCH PRODUCTION

GAME	SC-OPP	DIFF.	SC HIGH BENCH SCORER	
			PTS.	REB.
North Florida	35-8	+27	Chatkevicius, 11	
Baylor	14-11	+3	Stroman, 10	
vs. Cornell	35-12	+23	Kacinas, 10	
vs. Charlotte	19-11	+8	Kacinas, 11	
vs. Akron	26-19	+7	Chatkevicius, 11	
UNC Asheville	21-16	+5	McKie, 8	
@Marshall	20-26	-5	McKie, 12	
Okla. State	19-21	-2	Kacinas, 9	
Clemson	19-12	+5	Carrera/Kacinas, 6	
Coker	11-10	+1	Kacinas, 7	
NC A&T	33-31	+2	Kacinas, 16	
vs. Iowa State	12-15	-3	Carrera/Kacinas, 3	
Florida	24-35	-11	Kacinas, 9	
@Ole Miss	11-8	+3	Carrera, 5	
Alabama	27-16	+11	Carrera, 12	
@Auburn	11-17	-6	Kacinas, 5	
Tennessee	22-13	+9	Carrera, 8	
Kentucky	12-28	-16	Stroman, 5	
@LSU	10-16	-6	Kacinas, 6	
Georgia	16-3	+13	Kacinas, 6	
@Arkansas	17-28	-11	Stroman, 10	
@Vanderbilt	15-6	+9	Steele, 6	
Missouri				
@Kentucky				
@Georgia				
Texas A&M				
@Alabama				
Miss. State				
Arkansas				
@Tennessee				
SEC Tourney				
NCAA Tourney				

SPECIALTY STATS

(PP) points in paint; (OT) points off turnovers; (2nd) second chance points; (FB) fast break points

(South Carolina-Opponent)

GAME	PP	OT	2ND	FB
North Florida	42-14	16-10	11-5	11-5
Baylor	30-22	19-15	8-10	10-4
vs. Cornell	18-14	15-14	13-4	4-4
vs. Charlotte	30-24	18-10	6-7	6-0
vs. Akron	38-24	17-19	17-4	8-6
UNC Asheville	38-16	15-20	12-8	14-10
@Marshall	41-20	25-18	10-17	17-4
Okla. State	32-16	13-12	9-17	16-2
Clemson	28-20	13-14	10-13	7-2
Coker	50-20	19-13	16-17	12-4
NC A&T	42-14	21-14	17-12	14-12
vs. Iowa State	36-32	13-17	4-12	12-10
Florida	22-26	21-14	8-9	13-6
@Ole Miss	26-12	17-13	4-10	6-0
Alabama	34-24	14-23	21-6	9-4
@Auburn	30-24	14-20	9-13	4-7
Tennessee	36-26	20-14	17-9	15-5
Kentucky	14-24	6-21	13-4	2-12
@LSU	22-30	14-10	12-7	2-6
Georgia	24-12	25-4	7-7	10-4
@Arkansas	22-38	1-21	8-16	7-14
@Vanderbilt	16-28	11-11	4-7	2-3
Missouri				
@Kentucky				
@Georgia				
Texas A&M				
@Alabama				
Miss. State				
Arkansas				
@Tennessee				
SEC Tourney				
NCAA Tourney				
SC Total	671	345	236	201
SC Average	30.5	15.7	10.7	9.1
Opp Total	480	327	214	124
Opp Average	21.9	14.9	9.7	5.6

UNIVERSITY INFORMATION

Location.....	Columbia, S.C.
Founded.....	1801
Enrollment.....	31,964
Nickname.....	Gamecocks
Colors.....	Garnet (PMS 202) and Black
National Affiliation.....	NCAA Division I
Conference.....	Southeastern (SEC)
Athletics Web Address.....	www.GamecocksOnline.com
University Web Address.....	www.sc.edu
President.....	Dr. Harris Pastides
NCAA Representative.....	Dr. Zach Kelehear
Athletics Director.....	Ray Tanner
Basketball Administrator/Chief Operating Officer.....	Kevin O'Connell

BASKETBALL STAFF/INFORMATION

Head Coach.....	Frank Martin
Alma Mater.....	Florida International, '93
Record At South Carolina/Seasons.....	39-49 (.443), 3rd season
Overall Record/Seasons.....	156-103 (.602), 8th season
Assistant Coach.....	Perry Clark (Gettysburg, '74)
Assoc. Head Coach/Recruiting Coord.....	Matt Figger (Eastern Kentucky, '95)
Assistant Coach.....	Lamont Evans (Kansas State, '09)
Director of Basketball Operations.....	Andy Assaley (Cincinnati, '96)
Strength & Conditioning Coach.....	Scott Greenawalt (Muskingum College, '98)
Athletic Trainer.....	Mark Rodger (Buffalo, '01)
Video Coordinator.....	David Kiefer (Kansas State, '07)
Student-Athlete Development.....	Doug Edwards (Florida State, '07)
Associate Media Relations Director.....	Emily Feeney (Ball State, '03)
Home Arena.....	Colonial Life Arena
Capacity.....	18,000
Arena General Manager.....	Lexi Boone
Press Row Phone Number.....	803-777-6182

BASKETBALL HISTORY

First Year of Basketball.....	1908
All-Time Record.....	1,336-1,198-1 (.527)
Overall Postseason Record.....	25-18
NCAA Tournament Appearances.....	8 (1971, 1972, 1973, 1974, 1989, 1997, 1998, 2004)
NCAA Tournament Record.....	4-9
Last NCAA Tournament Appearance.....	2004, L vs. Memphis, 59-43
NIT Appearances.....	11 (1969, 1975, 1978, 1983, 1991, 1996, 2001, 2002, 2005, 2006, 2009)
NIT Record.....	21-9
Last NIT Appearance.....	2009, L vs. Davidson, 70-63
Conference Championships/Titles. SoCon Regular Season (1927, 1933, 1934, 1945); SoCon Tournament Champion (1933); ACC Regular Season (1970); ACC Champion (1971); SEC Regular Season (1997); SEC East Division Co-Champions (2009)	

TEAM INFORMATION

2013-14 Record.....	14-20
Southeastern Conference Record/Finish.....	5-13/13th
SEC Tournament Record.....	2-1
Postseason.....	None
Letterwinners Returning/Lost.....	11/4
Starters Returning/Lost.....	4/1
.....	<i>*based on final game starters from 2013-14 season</i>
Newcomers.....	3
Roster Breakdown.....	3 freshmen, 5 sophomores, 5 juniors, 1 senior

SCOUTING MISSOURI

The Tigers enter Tuesday's matchup having lost their last nine games, all in SEC play. They are 7-16 on the year, with a 1-9 mark in league games. That lone win in conference play came in the league opener at home vs. LSU. Two Tigers are averaging double-figure points with Johnathan Williams III leading the team with 12.0 per outing (overall games) and 10.2 per league game. Sophomore guard Wes Clark adds 10.0 points per game, and most recently led the team with 15 points over the weekend in a loss to Texas A&M. Clark ranks fifth in the SEC with 1.7 steals as well. Senior guard Keith Shamburger dishes 3.6 assists per game, and ranks second in the SEC in strictly league games with an assist to turnover ratio of 3.8. The Tigers are led by head coach Kim Anderson in his first season.

MISSOURI SERIES

Tuesday's meeting between the Gamecocks and Tigers is only the fourth all-time between the two schools. The teams met twice in the 2013 league season and met last year in Columbia, Mo. Missouri has won all three of the previous meetings. Below is the series breakdown:

MISSOURI (0-3)

H: 0-1; A: 0-2; N: 0-0

J. 22, 2013	A	65-71	L
F. 28, 2013	H	68-90	L
J. 25, 2014	A	74-82	L

BY THE #'S

71.2 - South Carolina is averaging 71.2 points per game in home games this season. In league home games, Carolina is averaging 61.6 points per game.

43.0% - The Gamecocks are averaging 43.0% from the field in home games this season compared to just 36.3 percent from their opponents at Colonial Life Arena.

3.6 - Among freshmen in the SEC, Marcus Stroman ranks fourth in overall games with 3.6 assists per outing. In strictly league games, he ranks third with 2.7 per outing.

9-7 - The Gamecocks are 9-7 this season when out-rebounding their opponent.

2-3 - South Carolina junior guard Brian Steele hit 2-of-3 attempts from 3-point range at Vanderbilt, including a 3 just before the halftime buzzer to push the Carolina lead to 26-22 at the break.

4th - South Carolina ranks fourth in the SEC in average home attendance, as an average of 11,583 fans attend Carolina home games this season.

3rd - South Carolina ranks third in scoring defense in the SEC (overall games), as opponents average just 61.3 points per game.

3rd - The Gamecocks rank second in the SEC (overall games) in free throw percent, hitting 73.0 percent at the charity stripe this season.

84.3% - Senior guard Tyrone Johnson ranks fourth in the SEC (overall games) in free throw percent, as he has hit 59-of-70 attempts this season for a mark of 84.3%.

UP NEXT

South Carolina travels to face top-ranked Kentucky on Saturday in a 2 p.m. ET matchup set to be broadcast on ESPN. It marks Carolina's first game in Lexington since Feb. 2013. The meeting is the second between the two schools this season, as the Wildcats posted a 58-43 win over Carolina on Jan. 24, 2015, in Columbia.

GAMECOCKS IN THE POLLS

South Carolina received votes in both the AP and USA Today Coaches Top 25 Polls for the week of Jan. 5 after their 9-3 non-conference record, capped by an upset win over No. 9/9 Iowa State on Jan. 3. The Gamecocks appear in the AP poll votes for the first time since Jan. 2009, and in the Coaches poll votes for the first time since March 2006.

THORNWELL SEC PLAYER OF THE WEEK

Sophomore guard Sindarius Thornwell was named SEC Player of the Week on Jan. 5 after averaging 12 points, 6.5 rebounds and two assists as the Gamecocks downed North Carolina A&T and No. 9 Iowa State. It is the first conference player of the week honor for the Lancaster, S.C., native. He earned SEC Freshman of the Week honors three times last season. Thornwell opened the week posting 11 points, five rebounds and two steals, while matching a season high with four assists, and a career high with two blocks vs. North Carolina A&T. He followed that up with 13 points and eight rebounds against No. 9 Iowa State in the Barclays Center in Brooklyn, N.Y. Of those 13 points, ten would come in the second half, including six points in the final two minutes and a key steal to seal the win with 12 seconds left and the Cyclones looking to tie the game down 63-60. The win was Carolina's first over a top-10 opponent since 2010.

BREAKDOWN: IOWA STATE WIN

South Carolina's win vs. ninth-ranked Iowa State was the Gamecocks' first win over a top-10 opponent since Jan. 26, 2010, when Carolina defeated top-ranked Kentucky. It was also the Gamecocks' first neutral site win over a ranked opponent since defeating 14th-ranked Tennessee in the 2006 SEC Tournament. The win propelled South Carolina's RPI 43 points, from 129 to 86, and gave the Gamecocks a 9-3 record for non-conference play this season.

SHEPPARD RETURNS FROM INJURY

Freshman forward Shamiek Sheppard made his collegiate debut on Dec. 30 vs. North Carolina A&T, after missing the first 10 games of the season due to a knee injury suffered this summer which required surgery. Sheppard battled through the rehab process and was nearly a month ahead of his projected schedule for return. The Brooklyn, N.Y., native played in his second collegiate game at the Barclays Center in Carolina's upset win over No. 9/9 Iowa State on Jan. 3, scoring two points and collecting two rebounds.

"QUOTABLE"

"A lot of credit to Kevin Stallings and those young kids and James Siakam. I have tremendous respect for that young man and the courage and leadership that he has been providing for that team since day one with so many young kids. Once again, Kevin has proven that he is one of the better coaches in the country. He and I were joking before the game that a couple of years ago we weren't very good and neither was he. Here we are two years later, and we both like our teams a lot, and yet our records don't show that. A lot of credit to Kevin and those young kids he has." - *South Carolina head coach Frank Martin's opening statement after his team's loss at Vandy on Feb. 7*

VANDERBILT NOTABLES

- Sophomore guard Justin McKie did not play at Vanderbilt. He is still experiencing concussion related symptoms. Freshman guard/forward Shamiek Sheppard did not play at Vanderbilt due to a sore right knee.

- Junior forward Demetrius Henry returned for the Gamecocks after missing the last three games due to a concussion.

- The previous low in offensive rebounds for Carolina this season is eight, against Clemson. It is the fewest in a game since the team had four against Missouri State on Nov. 24, 2012.

ARKANSAS NOTABLES

- Sophomore guard Justin McKie did not play vs. Arkansas, he is still experiencing concussion related symptoms. Freshman guard Shamiek Sheppard did not play vs. Arkansas due to fluid on his right knee.

- Sophomore forward Demetrius Henry did not play vs. Arkansas. He is engaging in the gradual return to activity protocol after suffering a concussion last week, but was not available for the game vs. the Razorbacks.

- The Razorbacks finished with 71 field goal attempts, a season high by a Carolina opponent. The previous high was 65 by Oklahoma State, the Razorbacks reached 65 shots with more than six minutes to go in the game.

- The Gamecocks attempted a season-high 24 3-point attempts, surpassing a previous high of 22 from the non-conference season. All eight players in the main rotation attempted at least one shot from deep in the game.

- Tyrone Johnson played just 24 minutes Tuesday, his lowest since the Oklahoma State game on Dec. 6. His seven points marked just the third time in the last 12 games that he has not scored in double figures.

GEORGIA NOTABLES

- Carolina's win snaps a five-game Georgia winning streak in the series. It's the Gamecocks' first win over Georgia since a 57-56 home win over the Bulldogs on Feb. 15, 2012.

- Junior forward Laimonas Chatkevicius led the Gamecocks with 12 points. It marked the second time this season and the second time in his career that he has led the team in scoring.

- Sophomore guard Sindarius Thornwell collected three steals vs. the Bulldogs, marking his third game of the sea-

son with three or more steals, and the seventh time in his career he has reached the mark.

- Carolina held Georgia to 22 percent shooting (11-of-50), which is the Bulldogs' worst shooting percentage this season.

- The Gamecocks matched a season high by scoring 25 points off of 11 Georgia turnovers. Carolina also scored 25 points off of turnovers in a win at Marshall on Dec. 1.

- Both UGA's 16.0 percent in the second half, and 22.0 percent overall for the game set new Gamecock records for lowest opponent field goal percentage in a single half and for a game in the SEC regular season.

LSU NOTABLES

- Junior forward Demetrius Henry and sophomore guard Justin McKie did not play vs. LSU due to concussions.

- After either setting or tying a season-high in rebounds in each of the last two games, Michael Carrera set yet another high mark for the season with 10 boards. Four would come on the offensive end.

- The 13 blocks were the most by any Carolina opponent this season. The previous high for an opponent was nine by Kentucky in the previous game.

- Tonight was the team's first loss at the Pete Maravich Center since 2009. The loss evens the all-time series at 15.

- The Gamecocks owned a 19-7 advantage in offensive rebounds, but it only led to a 12-7 margin in second-chance points. Opponents are averaging just under six offensive rebounds per game in the last three contests.

KENTUCKY NOTABLES

- Saturday's game vs. Kentucky was the sixth sellout in Colonial Life Arena history for a Gamecock men's basketball game and the first since also facing Kentucky on Jan. 22, 2011.

- Today's game was the seventh time this season that Carolina held an opponent to under 60 points, the team had been 6-0 in those games until today.

- This was Carolina's 12th meeting with the Associated Press' No.1 team. The loss moves the Gamecocks to 1-11, with the lone win coming against Kentucky in 2010. The previous meeting with a No. 1 was last season against Florida.

- Kentucky held a 21-6 advantage in points off turnovers for the game. It was the largest margin of any Carolina game so far this season, and the second-most allowed to any opponent this season (23 to Alabama).

TENNESSEE NOTABLES

- Sindarius Thornwell led the team in scoring with 17 point. It was the sophomore's highest-scoring game since posting 20 against Charlotte on Nov. 21. He added a season-high eight free throws made to go along with his four field goals.

- Michael Carrera pulled down a season-high nine rebounds (five offensive) in the game, six of which came in the second half. As a team, South Carolina recorded 17 offensive rebounds and limited Tennessee to five.

- Carolina made 14-of-15 free throw attempts in the game (93.3 percent), including all 13 second-half attempts. The mark is the highest in the Frank Martin era.

AUBURN NOTABLES

- The Gamecocks made exactly 50 percent of their field goal attempts, the fourth time this season hitting half or more in a game. It is the first time since Jan. 29 of last season (vs. Texas A&M) that the team made 50 percent or better in a conference game.

- Laimonas Chatkevicius recorded his second double-double of the season, pulling down 11 rebounds to go with 15 points.

- Duane Notice led the team in scoring with 16 points. It marks the sixth time this season he has scored 15 points or

more and snaps a three-game stretch of scoring under 10 points. He has led the team in scoring six times.

- The eight free throws made tie a season low, set previously vs. Charlotte. The 53 percent from the charity stripe is the worst in a game since March 8, 2014 (50 percent, vs. Mississippi State).

ALABAMA NOTABLES

- The Carolina bench outscored its Alabama counterparts 27-16. The +11 margin is the largest in any game since a +23 performance in the win over Cornell.

- There was a combined 54 fouls called in the game. The 27 fouls on the Gamecocks were the second-most all season and the 27 from Alabama were the most committed against the Gamecocks all season.

- Laimonas Chatkevicius scored his 400th career point in the second half of the win. He is the fourth player to reach that milestone so far this season.

- Michael Carrera's game-high eight rebounds matched a season high. He also set a new season-high in points (12) and free throws made (7).

- The win over Alabama is the third this season over a team currently in the NCAA Top 40 for RPI. The Tide came into tonight ranked 33rd, Iowa State is 21st and Oklahoma State is 27th.

CARRERA NOMINEE FOR NABC GOOD WORKS TEAM

The NABC and Allstate Insurance announced on Dec. 3, its nominees for the NABC Good Works Team. The community service based award recognizes a distinguished group of student-athletes who have demonstrated a commitment to enriching the lives of others and contributing to the great good in their communities. During his time at South Carolina, Carrera has participated in numerous community outreach events, including visiting the Ronald McDonald House, several events with the South Carolina Special Olympics, volunteering at Harvest Hope food bank, visiting with Boy Scout troops, and he participated in a wish with the Make-A-Wish Foundation, among his many other service events.

THORNWELL NAMED SECOND TEAM PRESEASON ALL-SEC

Sophomore guard Sindarius Thornwell was honored with selection to the Preseason All-SEC Second Team last Thursday, the first preseason honor of his career. The Lancaster, S.C., native started all 34 games as a freshman, averaging 13.4 points, 4.1 rebounds 3.0 assists and 1.2 steals in 29.6 minutes per game. After leading all SEC freshmen in scoring and assists in conference games, Thornwell was named to the SEC All-Freshman Team last spring.

2015 SEC TOURNAMENT

The 2015 edition of the SEC Tournament will be held in Nashville, Tenn., at Bridgestone Arena. The tournament was last held in the Music City in 2013. South Carolina owns a 4-4 record in Tournament games played in Nashville. The SEC Network will televise the first three days of the SEC Basketball Tournament (March 11-15), while the semifinals and championship game will be broadcast nationally on ESPN.

DOZIER, SILVA SIGN WITH GAMECOCKS

University of South Carolina head men's basketball coach Frank Martin announced on Nov. 13 the signing of **P.J. Dozier** (G - 6-6 - 185 - Columbia, S.C. - Spring Valley High School) and **Chris Silva** (F - 6-8 - 205 - Roselle, N.J. - Roselle Catholic High School) to National Letters of Intent. The duo will join the Gamecocks for the 2015-16 campaign and both will have four years of eligibility beginning next fall. Below is a brief capsule and quote from Martin on each signee.

P.J. Dozier - G - 6-7 - 185 - Columbia, S.C. - Spring Valley High School

Noted as one of the top points guard in the nation and a guard that has a great feel for the game ... Rated the No. 21 prospect in the ESPN 100 and the No. 2 point guard ... Rated as the No. 26 prospect overall and the top prospect in the state according to 247sports.com ... Participated in the NBA Top 100 Camp ... Also participated in the 2012 USA Basketball fall minicamp and was invited to the U-18 US National Team training camp ... Father, Perry (1986-88), and uncle, Terry (1986-89), both played basketball at South Carolina ... Sister, Asia, plays for the Gamecock women's basketball team.

Martin on Dozier:

"I couldn't be happier that P.J. Dozier has decided to stay home. Sindarius Thornwell, Marcus Stroman and Justin McKie, those guys have opened the door for local kids to believe in what we do and for P.J. to believe in what those guys did and believe in what we did makes me extremely excited. A 6-7 guard, who is a point guard, who knows how to play off the ball. He has the ability, just like Chris (Silva) to be a tremendous defender. We are super excited for what those two guys will bring to the table. They complement our team in ways that we need and we are lucky to have both of them."

Chris Silva - F - 6-9 - 205 - Roselle, N.J. - Roselle Catholic High School

Noted as an explosive athlete, good shot blocker and rebounder ... A four-star prospect according to ESPN.com ... Rated the No. 5 prospect in the state and the 96th overall prospect in the ESPN 100 ... A four-star prospect according to 247sports.com, and the No. 4 prospect in the state ... Rated as the No. 21 power forward by 247sports.com ... Averaged 8.8 points, 9.8 rebounds and 2.1 blocks per game during junior season in 2013-14 ... Originally from Gabon.

Martin on Silva:

"Chris Silva is a 6-9 forward from New Jersey, who is an unbelievable athlete and fearless in how strong he plays. He can step out and shoot the basketball and block shots with the best of them. Chris is a tremendous young man who is fully committed to the Gamecocks. I couldn't be more excited to add him to our front line, and add his athleticism, toughness and shot-blocking ability."

DOZIER NAMED MCDONALD'S ALL-AMERICAN

South Carolina men's basketball signee P.J. Dozier was named to the roster for the 38th annual McDonald's All-American Games, as announced on ESPNU Jan. 28. The men's game will take place on April 1, 2015, at the United Center in Chicago. Dozier is just the fourth South Carolina player to be selected to the squad, as the others include Dozier's uncle, Terry Dozier, South Carolina's all-time leading scorer BJ McKie, and Rolando Howell. It is Carolina's first McDonald's All-American signee since 2000.

CAROLINA CALLS, FRANK MARTIN SHOW SCHEDULES ANNOUNCED

Carolina Calls Radio Show Dates

(all shows air from 7-8 p.m. ET on 107.5 The Game/Gamecock Radio Network, and are located at Wild Wing Café in The Vista, unless otherwise noted)

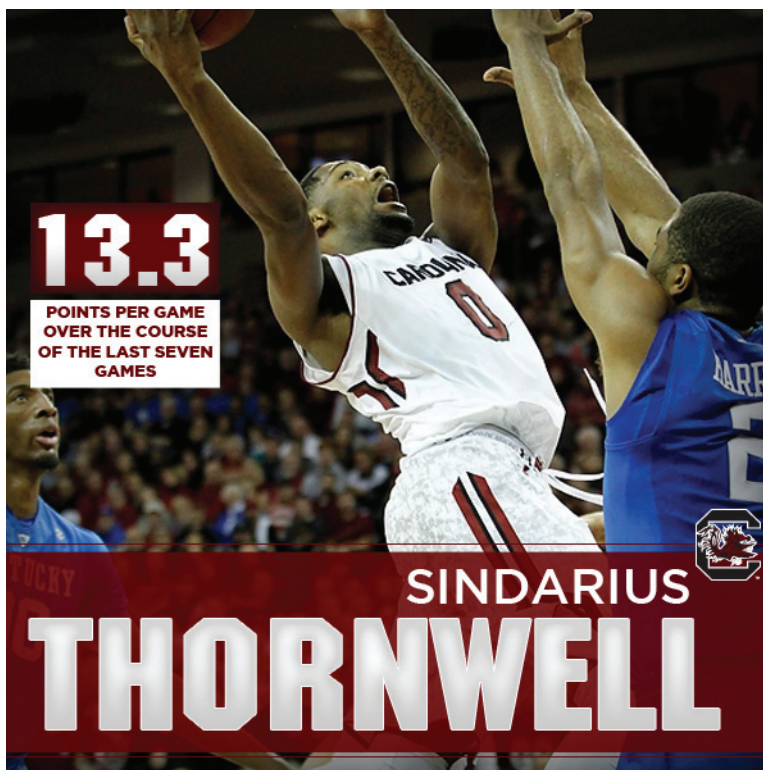
December 4, 11*, 18
January 8*, 15, 22, 29
February 5, 12, 19, 26
March 4, 10

Frank Martin TV Show Dates

(The show will air at 11:30 a.m. ET with multiple re-runs; check local listings for all other air times)

December 7, 28
January 4, 11, 18, 25
February 8, 15, 22
March 1, 8

** The Dec. 11 call-in show will be at Wild Wing Café at the Village At Sandhills, and the Jan. 8 show will be at the Wild Wing Café at the Harbison location.*



LAST SEASON VS. MISSOURI

GAME 19 - MISSOURI 82, SOUTH CAROLINA 74 JAN. 25, 2014/MIZZOU ARENA/COLUMBIA, MO.

COLUMBIA, Mo. – A career-high seven 3-pointers from Brenton Williams and a double-double from Michael Carrera wasn't enough on the road as Missouri (15-4, 3-3 SEC) held off South Carolina (7-12, 0-6 SEC) for an 82-74 win at Mizzou Arena.

Williams posted 32 points as he set career highs in made 3s (7) and 3's attempted (14). Carrera recorded his sixth career double-double with a season-high 16 points and 11 rebounds. Missouri was led by its scoring duo of Jordan Clarkson (22) and Jabari Brown (24) who were above their season average with 46 combined points.

The Gamecocks struggled against Missouri's defense in the early going as the Tigers ran out to an 11-0 run, bookended by 3s from Earnest Ross and Brown. Carolina scored its first points of the game just over four minutes in as Sindarius Thornwell hit a pair from the foul line.

Despite Williams hitting his first 3-pointer of the game at the 12:47 mark, the Tigers were able to push the lead back to 11 with under 10 minutes remaining after a layup from Brown. Another 3 from Williams though started a 9-2 run from Carolina that brought the team within four at 22-18 with just over six minutes remaining the half.

The Gamecocks went cold from that point on as Ross poured in a nine points during a 16-0 run for the Tigers that gave them a 38-18 advantage with a minute and half remaining until the break.

Carrera ended the four-plus minute scoring drought with a jumper, and Williams added two from the foul line just before half, but Missouri held a 38-22 after the opening 20 minutes, shooting 13-26 (50 percent) from the field compared to Carolina's 7-27 (25.9 percent).

After Brown opened the second half with a 3 for Missouri, Williams answered and the Gamecocks were able to climb back to within 11 two minutes later after a four-point play from Carrera. The Tigers had another answer though in the form of back-to-back 3's from Clarkson and Brown.

Trailing 50-31 with 15:34 on the clock, Carolina went on an 8-2 spurt with 3s from Thornwell and Brian Steele to get within 13.

Down 15 with 9:25 Thornwell, the team's second-leading scorer at that point with nine, was called for his fourth foul and subsequently sent to the bench. Williams continued to try and keep the Gamecocks in the game as he knocked down three consecutive 3-pointers in four Carolina possessions. The third one was the senior's seventh on the day, passing his previous career high of six he tied earlier this season against Akron.

After a layup from Brown with 5:05 remaining gave the Tigers a 71-55 advantage, Carolina went on a 12-2 run to cut the deficit to six with just over a minute to go. The Tigers converted 9-12 from the line down the stretch as they held on for the 82-74 victory.

After only making seven field goals in the first half, South Carolina made 16 in the second half as they shot 50 percent during the final 20 minutes, but its 39 percent (23-59) for the game was not enough as Missouri shot 26-48 (54.2 percent). The Tigers controlled the paint, outscoring the Gamecocks 34-16.

Thornwell recorded 14 points and collected four rebounds and four assists before fouling out late in the game for South Carolina. Ross added 14 points, five rebounds and three assists for the Tigers.

GAME 19

Official Basketball Box Score -- Game Totals -- Final Statistics South Carolina vs Missouri 01/25/14 3 p.m. at Columbia, MO (Mizzou Arena)

South Carolina 74 • 7-12, 0-6 SEC

#	Player	Total			3-Ptr			Rebounds			PF	TP	A	TO	Blk	Stl	Min
		FG	FGA	FT	FTA	Off	Def	Total									
21	HENRY, Demetrius	f	1-6	0-0	1-2	2	1	3	3	3	0	1	0	0	0	30	
24	CARRERA, Michael	f	5-10	1-2	5-8	4	7	11	3	16	0	0	1	0	0	33	
00	THORNWELL, Sindarius	g	5-13	1-6	3-3	1	3	4	5	14	4	5	0	1	24		
01	WILLIAMS, Brenton	g	8-16	7-14	9-9	0	1	1	3	32	1	0	0	3	36		
10	NOTICE, Duane	g	1-5	0-1	0-0	1	0	1	3	2	2	3	0	0	25		
05	SHAW, Jaylen	g	0-1	0-1	0-0	0	0	0	4	0	1	0	0	0	10		
14	CHATKEVICIUS, L.	g	2-3	0-0	0-0	2	4	6	3	4	2	0	0	0	16		
20	MCKTE, Justin	g	0-2	0-0	0-0	0	1	1	1	0	0	1	0	0	5		
25	KACINAS, Mindaugas	g	0-1	0-0	0-0	1	2	3	3	0	0	0	0	1	11		
32	RINGER, Desmond	g	0-0	0-0	0-0	0	0	0	0	0	0	0	1	0	0		
35	STEELE, Brian	g	1-2	1-2	0-0	1	0	1	1	3	2	0	0	0	10		
	Team					1	0	1									
Totals			23-59	10-26	18-22	13	19	32	29	74	12	11	2	5	200		

FG % 1st Half: 7-27 25.9% 2nd half: 16-32 50.0% Game: 23-59 39.0% Deadball Rebounds 1.2
3FG % 1st Half: 2-9 22.2% 2nd half: 8-17 47.1% Game: 10-26 38.5%
FT % 1st Half: 6-7 85.7% 2nd half: 12-15 80.0% Game: 18-22 81.8%

Missouri 82 • 15-4, 3-3 SEC

#	Player	Total			3-Ptr			Rebounds			PF	TP	A	TO	Blk	Stl	Min
		FG	FGA	FT	FTA	Off	Def	Total									
03	WILLIAMS, Johnathan	f	3-4	0-0	2-5	4	2	6	1	8	2	0	1	0	32		
44	ROSBURG, Ryan	f	4-5	0-0	0-4	0	4	4	3	8	0	2	2	0	31		
05	CLARKSON, Jordan	g	6-12	2-5	8-10	0	6	6	2	22	2	0	0	2	35		
32	BROWN, Jabari	g	7-13	4-6	6-7	1	5	6	1	24	6	5	0	0	36		
33	ROSS, Earnest	g	5-10	1-3	3-3	1	4	5	2	14	3	0	0	0	27		
01	CLARK, Wes	g	1-3	1-3	2-2	0	2	2	4	5	4	2	0	0	23		
02	CRISWELL, Tony	g	0-0	0-0	1-2	0	1	1	1	1	1	0	0	0	6		
04	HAITH, Corey	g	0-0	0-0	0-0	0	0	0	0	0	0	0	0	0	0+		
11	RECTOR, Shane	g	0-0	0-0	0-0	0	0	0	1	0	0	0	0	0	2		
24	JONES, Torren	g	0-0	0-0	0-0	0	0	0	0	0	0	0	0	0	0+		
31	FELDMANN, Danny	g	0-0	0-0	0-0	0	0	0	0	0	0	0	0	0	0+		
45	POST, Keanau	g	0-1	0-0	0-0	0	1	1	2	0	0	1	0	0	8		
	Team					2	0	2									
Totals			26-48	8-17	22-33	8	25	33	17	82	18	11	3	2	200		

FG % 1st Half: 13-26 50.0% 2nd half: 13-22 59.1% Game: 26-48 54.2% Deadball Rebounds 4.1
3FG % 1st Half: 4-9 44.4% 2nd half: 4-8 50.0% Game: 8-17 47.1%
FT % 1st Half: 8-11 72.7% 2nd half: 14-22 63.6% Game: 22-33 66.7%

Officials: Rick Hartzell, John Heatly, Lamar Simpson
Technical fouls: South Carolina-None, Missouri-None.
Attendance: 12033

Score by periods	1st	2nd	Total
South Carolina	22	52	74
Missouri	38	44	82

	In	Off	2nd	Fast
Points	Paint	T/O	Chance	Break
SC	16	14	11	4
MU-M	34	12	11	12

Last FG - SC 2nd-00-01, MU-M 2nd-02-58.
Largest lead - SC None, MU-M by 20 1st-01:54.

Score tied - 0 times.
Lead changed - 0 times.

ROSTER BREAKDOWN

RETURNING STARTERS (4)

Demetrius Henry (forward)
Michael Carrera (forward)
Mindaugas Kacinas (forward)
Sindarius Thornwell (guard)
**based on final game of 2013-14 season*

RETURNING LETTERWINNERS (11)

Michael Carrera
Laimonas Chatkevicius
Austin Constable
Demetrius Henry
Tyrone Johnson
Mindaugas Kacinas
Justin McKie
Duane Notice
Brian Steele
Reggie Theus Jr.
Sindarius Thornwell

GUARDS (8)

TeMarcus Blanton
Austin Constable
Tyrone Johnson
Justin McKie
Duane Notice
Shamiek Sheppard
Marcus Stroman
Sindarius Thornwell

FORWARDS (7)

Michael Carrera
Laimonas Chatkevicius
Demetrius Henry
Mindaugas Kacinas
Shamiek Sheppard
Brian Steele
Reggie Theus Jr.

BY HEIGHT

Austin Constable, 5-11
Duane Notice, 6-2
Marcus Stroman, 6-2
Tyrone Johnson, 6-3
Justin McKie, 6-4
TeMarcus Blanton, 6-5
Michael Carrera, 6-5
Brian Steele, 6-5
Sindarius Thornwell, 6-5
Shamiek Sheppard, 6-6
Reggie Theus Jr., 6-6
Mindaugas Kacinas, 6-7
Demetrius Henry, 6-9
Laimonas Chatkevicius, 6-11

PRONUNCIATION

Lie-MOAN-us Ha-KEVA-chus
Min-DAWG-us Kye-chin-iss
Justin MACK-ee

2014-15 SOUTH CAROLINA ROSTER

ALPHABETICAL

No.	Name	Pos.	Ht.	Wt.	Cl.	Exp.	Hometown/High/Last School
5	TeMarcus Blanton	G	6-5	209	FR	HS	Locust Grove, Ga./Luella
24	Michael Carrera	F	6-5	212	JR	2VL	Anzoátegui, Venezuela/Montrose Christian School
14	Laimonas Chatkevicius	F	6-11	251	JR	2VL	Klaipeda, Lithuania/South Kent School
-	Austin Constable	G	5-11	178	JR	2VL	West Chester, Pa./Henderson
21	Demetrius Henry	F/C	6-9	226	SO	1VL	Miami, Fla./Faith Baptist Christian School
4	Tyrone Johnson	G	6-3	195	SR	2VL	Plainfield, N.J./Montrose Christian School/Villanova
25	Mindaugas Kacinas	F	6-7	227	JR	2VL	Klaipeda, Lithuania/Word of Life Fire Traditional School
20	Justin McKie	G	6-4	195	SO	1VL	Columbia, S.C./Irmo
10	Duane Notice	G	6-2	212	SO	1VL	Woodbridge, Canada/St. Michael's/St. Thomas More (Oakdale, Conn.)
12	Shamiek Sheppard	G/F	6-6	225	FR	HS	Brooklyn, N.Y./South Shore/Fishburne Military School (Waynesboro City, Va.)
35	Brian Steele	F	6-5	194	JR	2VL	Greenville, S.C./Wade Hampton School
1	Marcus Stroman	G	6-2	183	FR	HS	Columbia, S.C./Keenan
15	Reggie Theus Jr.	F	6-6	221	SO	1VL	Los Angeles, Calif./Fairfax
0	Sindarius Thornwell	G	6-5	215	SO	1VL	Lancaster, S.C./Oak Hill Academy

NUMERICAL

No.	Name	Pos.	Ht.	Wt.	Cl.	Exp.	Hometown/High/Last School
0	Sindarius Thornwell	G	6-5	215	SO	1VL	Lancaster, S.C./Oak Hill Academy
1	Marcus Stroman	G	6-2	183	FR	HS	Columbia, S.C./Keenan
4	Tyrone Johnson	G	6-3	195	SR	2VL	Plainfield, N.J./Montrose Christian School/Villanova
5	TeMarcus Blanton	G	6-5	209	FR	HS	Locust Grove, Ga./Luella
10	Duane Notice	G	6-2	212	SO	1VL	Woodbridge, Canada/St. Michael's/St. Thomas More (Oakdale, Conn.)
-	Austin Constable	G	5-11	178	JR	2VL	West Chester, Pa./Henderson
14	Laimonas Chatkevicius	F	6-11	251	JR	2VL	Klaipeda, Lithuania/South Kent School
15	Reggie Theus Jr.	F	6-6	221	SO	1VL	Los Angeles, Calif./Fairfax
20	Justin McKie	G	6-4	195	SO	1VL	Columbia, S.C./Irmo
21	Demetrius Henry	F/C	6-9	226	SO	1VL	Miami, Fla./Faith Baptist Christian School
24	Michael Carrera	F	6-5	212	JR	2VL	Anzoátegui, Venezuela/Montrose Christian School
25	Mindaugas Kacinas	F	6-7	227	JR	2VL	Klaipeda, Lithuania/Word of Life Traditional School
35	Brian Steele	F	6-5	194	JR	2VL	Greenville, S.C./Wade Hampton School
12	Shamiek Sheppard	G/F	6-6	225	FR	HS	Brooklyn, N.Y./South Shore/Fishburne Military School (Waynesboro City, Va.)

Head Coach: Frank Martin (Florida International, '93)

Associate Head Coach/Recruiting Coordinator: Matt Figger (Eastern Kentucky, '95)

Assistant Coach: Perry Clark (Gettysburg, '74)

Assistant Coach: Lamont Evans (Kansas State, '09)

Director of Basketball Operations: Andy Assaley (Cincinnati, '96)

Strength & Conditioning Coach: Scott Greenawalt (Muskingum College, '98)

Athletic Trainer: Mark Rodger (Buffalo, '01)

Video Coordinator: David Kiefer (Kansas State, '07)

Student-Athlete Development: Doug Edwards (Florida State, '07)

TOP RETURNING...

Scorer..... Sindarius Thornwell, 13.4 ppg
Rebounder..... Michael Carrera, 5.6 rpg
Assist Maker..... Tyrone Johnson, 3.4 apg
FG Shooter *..... Mindaugas Kacinas, 55.6%
3-Point FG Shooter \$..... Sindarius Thornwell, 37.0%
FT Shooter \$..... Tyrone Johnson, 75.3%
Shot Blocker..... Michael Carrera, 0.9 bpg
Steal Maker..... Sindarius Thornwell, 1.17 spg

* at least 100 attempts

\$ at least 50 attempts



HEAD COACH FRANK MARTIN

EIGHTH SEASON OVERALL | 156-103 (.602) | THIRD SEASON AT SOUTH CAROLINA | 39-49 (.443)

THE MARTIN FILE

COACHING

EXPERIENCE

30th year

COLLEGE EXPERIENCE

15th season

COLLEGE HEAD COACH EXPERIENCE

8th season

HIRE DATE AT CAROLINA

March 27, 2012

PERSONAL

HOMETOWN

Miami, Fla.

ALMA MATER

Florida International, 1993 (B.A. Physical Ed.)

FAMILY

Wife, Anya

Children, Brandon, Amalia and Christian

COACHING RESUME

HIGH SCHOOL

Miami Senior High, 1985-93

Varsity Boys' Assistant Coach

Junior Varsity Boys' Head Coach

North Miami High, Head Coach, 1993-95

Miami Senior High, Head Coach, 1995-98

B.T. Washington High, Head Coach, 1999-2000

COLLEGE ASSISTANT COACH

Northeastern, 2000-04

Cincinnati, 2004-06

Kansas State, 2006-07

COLLEGE HEAD COACH

Kansas State, 2007-12

South Carolina, 2012-present

Frank Martin was named the head men's basketball coach at the University of South Carolina on March 27, 2012, becoming the 32nd head coach in the history of the South Carolina program, which enters its 107th season as a varsity sport in 2014-15. Martin owns a 145-92 (.611) overall record as a head coach, entering his eighth season overall, and third season at South Carolina.

Since his appointment as head coach in Columbia, Martin, 48, has become a fixture in the community. He has spoken at numerous events, including Gamecock Club Fan Fests, numerous community council and rotary club events, coaching clinics, and the Fathers and Families Decades of Dads event, among others. He was also selected as a Court Coach for USA Basketball in June 2012, assisting Florida head coach Billy Donovan with the Men's U18 National Team training camp in Colorado Springs, Colo., at the U.S. Olympic Training Center. The camp was used to determine the 12-member roster that represented the USA at the 2012 FIBA Americas U18 Championship in late June.

Martin was honored again during the summer of 2013, serving as an assistant coach for the United States on head coach Bob McKillop's staff alongside Michigan head coach John Beilein for the U.S. Men's World University Games team. The squad spent time in Colorado Springs at training camp, before embarking on a two-week journey to Kazan, Russia, in early July, for the event. He furthered his international coaching experience as head coach of USA East Coast during the summer of 2014, which represented the United States at the Tallinn Cup in Estonia.

During his first season (2012-13) in Columbia, Martin led his squad to a 14-18 record, which included a 4-14 mark in SEC contests. The Garnet and Black captured the Hoops For Hope

Classic tournament crown after posting a 4-0 record competing in the event with home victories over Milwaukee and Rider, before defeating Missouri State in overtime, and UALR in Puerto Vallarta, Mexico, over the Thanksgiving holiday. Freshman forward Michael Carrera was honored after the conclusion of the regular season with selection to the 2013 SEC All-Freshman Team, as voted on by the league's head coaches. During the spring of 2013, the Gamecock coaching staff signed seven freshmen, while welcoming Villanova transfer Ty Johnson to the team, a recruiting class which ranked No. 23 in the nation according to ESPN.com.

Martin's second season (2013-14) leading the Gamecocks saw the squad win four of its final six games of the year, including two games in the SEC Tournament, marking the first Tournament wins for the Gamecocks since the 2008 campaign. Martin and his staff put together a non-conference schedule that challenged his team to prepare for the rigors of the SEC campaign. The Gamecocks posted several quality victories, including a win versus Saint Mary's at the Hawaiian Airlines Diamond Head Classic in December, and home victories versus Alabama, Vanderbilt and No. 17 Kentucky to name a few.

Martin tutored his second SEC All-Freshman Team honoree in as many seasons, as rookie guard Sindarius Thornwell led all freshmen in the SEC in league games in points (15.6) and assists (4.0) to earn a spot on the postseason team. Thornwell also garnered three SEC Freshman of the Week awards, and was named the Feb. 18 Wayman Tisdale National Freshman of the Week.

A native of Miami, Fla., Martin earned his bachelor's degree in physical education from Florida International in 1993. He and his wife, Anya, have three children, Brandon, Amalia and Christian.

MARTIN'S CAREER RECORD, YEAR-BY-YEAR

YEAR	RECORD	CONFERENCE (FINISH)	POSTSEASON
2007-08	21-12	10-6 (3rd)	1-1; NCAA 2nd Round
2008-09	22-12	9-7 (t4th)	1-1; NIT
2009-10	29-8	11-5 (t2nd)	3-1; NCAA Elite Eight
2010-11	23-11	10-6 (t3rd)	1-1; NCAA Third Round
2011-12	22-11	10-8 (5th)	1-1; NCAA Third Round
2012-13	14-18	4-14 (t12th)	-
2013-14	14-20	5-13 (13th)	-
2014-15	11-11	2-8	-
Totals	156-103 (.602)	61-67 (.476)	7-5 (.583)/4 NCAA/1 NIT

2014-15 RADIO/TV SPOT CHART



#0

SINDARIUS THORNWELL
So. - G - 6-5 - 215
Lancaster, S.C.
Oak Hill Academy



#1

MARCUS STROMAN
Fr. - G - 6-2 - 183
Columbia, S.C.
Keenan



#4

TYRONE JOHNSON
Sr. - G - 6-3 - 195
Plainfield, N.J.
Montrose Christian/
Villanova



#5

TEMARCUS BLANTON
Fr. - G - 6-5 - 209
Locust Grove, Ga.
Luella




#10

DUANE NOTICE
So. - G - 6-2 - 212
Woodbridge, Ontario
St. Thomas More
(Oakdale, Conn.)



#12

SHAMIEK SHEPPARD
Fr. - G/F - 6-6 - 225
Brooklyn, N.Y.
Fishburne Military
School



#14

LAIMONAS CHATKEVICIUS
Jr. - F - 6-11 - 251
Klaipeda, Lithuania
South Kent School
(South Kent, Conn.)



#15

REGGIE THEUS JR.
So. - F - 6-6 - 221
Los Angeles, Calif.
Fairfax



#20

JUSTIN MCKIE
So. - G - 6-4 - 195
Columbia, S.C.
Irmo



#21

DEMETRIUS HENRY
So. - F - 6-9 - 226
Miami, Fla.
Faith Baptist Christian
School




#24

MICHAEL CARRERA
Jr. - F - 6-5 - 212
Anzoátegui, Venezuela
Montrose Christian



#25

MINDAUGAS KACINAS
Jr. - F - 6-7 - 227
Klaipeda, Lithuania
Word of Life Fire



#35

BRIAN STEELE
Jr. - F - 6-5 - 194
Greenville, S.C.
Wade Hampton



AUSTIN CONSTABLE
Jr. - G - 5-11 - 178
West Chester, Pa.
Henderson



FRANK MARTIN
Head Coach

GAMECOCKS' RECORD WHEN ...

At home	8-4
On the road	1-5
At neutral sites	2-2
In overtime	0-0
vs. Top 25 team	1-1
vs. Top 10 team	1-1
vs. Top 3 team	0-1
Leading at half	10-3
Trailing at half	1-8
Tied at half	0-0
Shooting 50% or better	3-1
Shooting between 39-49%	7-5
Shooting less than 39%	1-5
Opp. shooting 50% or better	0-2
Opp. shooting between 39-49%	1-8
Opp. shooting less than 39%	10-1
Shooting better than opp.	10-1
Shooting worse than/equal to opp.	1-10
Starters out-score opp. starters	8-3
Opp. starters score/equal more	3-8
Bench out-scores opp. bench	8-6
Opp. bench scores/equals more	3-4
Having more FTs than opp.	7-1
Having equal/less FTs than opp.	4-10
Have more TOs than opp.	1-7
Having equal/less TOs than opp.	10-4
Having more rebounds than opp.	9-7
Having equal/less rebounds than opp.	1-4
Making 6 or more 3FGs	2-2
Having 15 or more assists	7-1
Score more points in paint than opp.	11-6
Scoring equal/less points in paint than opp.	0-5
Scoring more points off TOs than opp.	8-5
Scoring equal/less points off TOs than opp.	4-6
Scoring more 2nd-chance points than opp.	6-4
Scoring equal/less 2nd-chance points than opp.	6-7
Scoring more fast break points than opp.	10-6
Scoring equal/less fast break points than opp.	1-5
Wearing white uniforms	9-6
Wearing Garnet uniforms	1-1
Wearing Black uniforms	1-4
Playing on live TV/live broadcast	11-11
Playing in November	3-3
Playing in December	5-0
Playing in January	3-6
Playing in February	0-2
Playing in March	0-0
Playing a day-game	3-4
Playing a night-game	9-7
Playing on Sunday	1-1
Playing on a Monday	1-0
Playing on a Tuesday	2-3
Playing on a Wednesday	1-2
Playing on a Thursday	1-0
Playing on a Friday	2-1
Playing on a Saturday	3-4
Scoring margin is 5 points or less	2-6
Margin is between 6-10	0-1
Margin is between 11-20	3-3
Margin is more than 20	6-1
Scoring 59 points or less	0-5
Scoring 60-69 points	5-6
Scoring 70-79 points	3-0
Scoring 80-89 points	2-0
Scoring 90-99 points	1-0
Scoring 100+ points	0-0

MISCELLANEOUS

Current streak	L2
Home court streak	W1
Away streak	L5
Neutral court streak	W1

2014-15 SUPERLATIVES

(tied for team lead also included)

Scoring Leaders	'14-15	Career
Demetrius Henry	1	1
Tyrone Johnson	5	9*
Sindarius Thornwell	7	19
Laimonas Chatkevicius	2	2
Duane Notice	7	10
Mindaugas Kacinas	1	3

Rebounding Leaders	'14-15	Career
Mindaugas Kacinas	7	20
Demetrius Henry	2	4
Sindarius Thornwell	5	9
Laimonas Chatkevicius	3	9
Michael Carrera	7	34
Tyrone Johnson	1	4*
Marcus Stroman	1	1

Assists Leaders	'14-15	Career
Marcus Stroman	11	11
Sindarius Thornwell	4	21
Tyrone Johnson	6	16*
Duane Notice	5	20

Blocks Leaders	'14-15	Career
Demetrius Henry	7	18
Michael Carrera	5	25
Sindarius Thornwell	5	14
Tyrone Johnson	2	2*
Marcus Stroman	2	2
Laimonas Chatkevicius	13	29
Shamiek Sheppard	1	1
Mindaugas Kacinas	1	16

Steals Leaders	'14-15	Career
Marcus Stroman	4	4
Sindarius Thornwell	7	17
Tyrone Johnson	9	9*
Mindaugas Kacinas	2	12
Justin McKie	1	2
Laimonas Chatkevicius	2	5
Duane Notice	3	7
Demetrius Henry	1	6
Michael Carrera	1	14

Double-Figure Scoring	'14-15	Career
Tyrone Johnson	12	22*
Demetrius Henry	5	8
Laimonas Chatkevicius	8	15
Michael Carrera	3	20
Sindarius Thornwell	16	37
Marcus Stroman	2	2
Mindaugas Kacinas	4	14
Duane Notice	12	25
Justin McKie	1	1

20+ points	'14-15	Career
Tyrone Johnson	2	2*
Sindarius Thornwell	1	8
Duane Notice	2	3

30+ points	'14-15	Career
-	-	-

Double-Figure Rebounding	'14-15	Career
Mindaugas Kacinas	4	11
Laimonas Chatkevicius	2	3
Sindarius Thornwell	1	3
Michael Carrera	1	11

5+ assists	'14-15	Career
Marcus Stroman	7	7
Duane Notice	2	7
Tyrone Johnson	6	9*

3+ steals	'14-15	Career
Marcus Stroman	1	1
Tyrone Johnson	2	2*
Sindarius Thornwell	3	7
Mindaugas Kacinas	1	1
Duane Notice	2	2

2+ blocks	'14-15	Career
Michael Carrera	4	18
Laimonas Chatkevicius	11	20
Demetrius Henry	4	10
Mindaugas Kacinas	2	12
Sindarius Thornwell	2	6

Double-Doubles	'14-15	Career
Mindaugas Kacinas	1	3
Laimonas Chatkevicius	2	2
Sindarius Thornwell	1	3

Clutch Free Throws (under 5 min/OT)	FT-FTA	FT%
Sindarius Thornwell	11-16	.688
Mindaugas Kacinas	7-8	.875
Justin McKie	4-4	1.000
Duane Notice	7-10	.700
Michael Carrera	8-10	.800
Marcus Stroman	9-15	.600
Laimonas Chatkevicius	2-5	.400
Tyrone Johnson	9-11	.818
Totals	57-79	.722

* indicates at South Carolina

Miscellaneous

Largest Halftime Lead		
SC	31, vs. NC A&T (Dec. 30, 2014)	
Opp	10, 2x, last Kentucky (Jan. 24, 2015)	
Smallest Halftime Lead		
SC	1, vs. Iowa State (Jan. 3, 2015)	
Opp	1, LSU (Jan. 28, 2015)	
Fewest Points In First Half		
SC	24, vs. Kentucky (Jan. 24, 2015)	
Opp	16, NC A&T (Dec. 30, 2014)	
Most Points In First Half		
SC	48, vs. North Florida (Nov. 14, 2014)	
Opp	39, Auburn (Jan. 17, 2015)	
Fewest Points In Second Half		
SC	19, vs. Kentucky (Jan. 24, 2015)	
Opp	15, Clemson (Dec. 19, 2014)	
Most Points In Second Half		
SC	52, vs. UNC Asheville (Nov. 26, 2014)	
Opp	46, UNC Asheville (Nov. 26, 2014)	
Most Points in Overtime		
SC	-	
Opp	-	
Largest Margin of Victory		
SC	37, vs. NC A&T (Dec. 30, 2014)	
Opp	20, Arkansas (Feb. 3, 2015)	
Smallest Margin of Victory		
SC	2, vs. Alabama (Jan. 13, 2015)	
Opp	2, Charlotte (Nov. 21, 2014)	

2014-15 GAME BY GAME COMPARISON

	Date	Result	FG-A	Pct	3FG-A	Pct	FT-A	Pct	O-D-Total	PF	Pts	A	TO	Blk	Stl	Min	Half
North Florida			18-53	.340	10-32	.313	10-16	.625	6-22-28	22	56	9	15	5	2	200	27
South Carolina	Nov. 14, 2014	W, 81-56	29-57	.509	4-11	.364	19-26	.731	10-32-42	15	81	19	9	3	7	200	48
RV/RV Baylor †			21-47	.447	6-18	.333	21-26	.808	8-21-29	20	69	9	11	1	6	200	30
South Carolina	Nov. 18, 2014	L, 69-65	22-54	.407	5-21	.238	16-19	.842	13-20-33	21	65	11	10	3	4	200	27
vs. Cornell &			14-52	.269	5-20	.250	12-16	.750	10-22-32	19	45	6	17	6	6	200	21
South Carolina	Nov. 20, 2014	W, 69-45	22-58	.379	8-22	.364	17-21	.810	14-30-44	15	69	16	11	5	10	200	35
vs. Charlotte &			23-53	.434	6-17	.353	13-19	.684	8-24-32	13	65	6	17	5	6	200	29
South Carolina	Nov. 21, 2014	L, 65-63	26-61	.426	3-18	.167	8-9	.889	11-26-37	21	63	13	17	7	6	200	36
vs. Akron &			21-50	.420	4-20	.200	22-27	.815	8-24-32	19	68	6	15	6	6	200	30
South Carolina	Nov. 23, 2014	L, 68-63	25-64	.391	2-10	.200	11-20	.550	21-24-45	20	63	11	17	2	8	200	25
UNC Asheville			23-63	.365	15-29	.517	14-20	.700	15-20-35	21	75	12	22	3	11	200	29
South Carolina	Nov. 26, 2014	W, 89-75	31-60	.517	8-17	.471	19-26	.731	12-27-39	15	89	21	20	10	12	200	37
@ Marshall			16-56	.286	5-26	.192	22-34	.647	18-25-43	20	59	9	19	3	6	200	20
South Carolina	Dec. 1, 2014	W, 77-59	30-63	.476	4-20	.200	13-24	.542	14-25-39	24	77	17	15	3	13	200	39
RV/RV Ok. St. %			16-65	.246	5-24	.208	12-19	.632	16-25-41	17	49	7	12	5	4	200	24
South Carolina	Dec. 6, 2014	W, 75-49	26-60	.433	6-17	.353	17-22	.776	11-38-49	19	75	14	11	8	6	200	32
Clemson			17-57	.298	4-18	.222	7-12	.583	11-20-31	20	45	7	13	5	9	200	30
South Carolina	Dec. 19, 2014	W, 68-45	23-50	.460	7-22	.318	15-20	.750	8-32-40	14	68	17	12	7	7	200	28
Coker			18-58	.310	7-21	.333	9-14	.643	14-17-31	21	52	8	19	1	8	200	23
South Carolina	Dec. 21, 2014	W, 78-52	31-64	.484	3-11	.273	13-19	.684	18-29-47	16	78	21	15	9	11	200	23
North Carolina A&T			18-55	.327	6-22	.273	12-15	.800	9-11-20	26	54	8	19	2	4	200	16
South Carolina	Dec. 30, 2014	W, 91-54	29-53	.547	5-9	.556	28-34	.824	12-29-41	17	91	20	16	7	7	200	47
vs. No. 9 Iowa State ^			20-57	.351	1-18	.056	19-33	.573	12-22-34	21	60	8	13	4	10	200	36
South Carolina	Jan. 5, 2015	W, 64-60	23-50	.460	2-10	.200	16-26	.615	11-31-42	28	64	8	20	4	8	200	35
Florida*			21-49	.429	5-19	.263	25-30	.833	14-23-37	24	72	14	17	4	7	200	31
South Carolina	Jan. 7, 2015	L, 72-68	20-49	.408	5-13	.385	23-28	.852	7-16-23	20	68	11	11	5	4	200	34
@ Ole Miss*			20-49	.408	7-14	.500	18-22	.818	9-24-33	14	65	13	10	4	5	200	33
South Carolina	Jan. 10, 2015	L, 65-49	18-49	.367	4-20	.200	9-16	.563	9-23-32	20	49	16	15	2	5	200	27
Alabama*			20-41	.488	6-17	.353	20-30	.667	4-19-23	27	66	13	14	4	4	200	25
South Carolina	Jan. 13, 2015	W, 68-66	22-53	.415	3-14	.214	21-27	.778	13-20-33	27	68	9	13	1	5	200	30
@Auburn*			19-52	.365	7-20	.350	26-33	.788	13-23-36	20	71	8	13	4	9	200	39
South Carolina	Jan. 17, 2015	L, 71-68	26-52	.500	8-18	.444	8-15	.533	9-25-34	27	68	12	17	4	3	200	29
Tennessee*			23-40	.575	10-18	.556	10-17	.588	5-23-28	17	66	9	18	3	6	200	31
South Carolina	Jan. 20, 2015	L, 66-62	22-64	.344	4-17	.235	14-15	.933	17-17-34	17	62	13	10	4	5	200	26
Kentucky*			18-39	.462	3-9	.333	19-27	.704	3-25-28	17	58	10	8	9	8	200	34
South Carolina	Jan. 24, 2015	L, 58-43	12-53	.226	3-10	.300	16-21	.762	18-22-40	20	43	5	12	2	3	200	24
@LSU*			22-48	.458	5-14	.357	15-19	.789	7-25-32	13	64	13	14	13	7	200	29
South Carolina	Jan. 28, 2015	L, 64-58	21-61	.344	7-19	.368	9-15	.600	19-21-40	17	58	11	15	7	6	200	28
Georgia*			11-50	.220	3-17	.176	25-32	.781	13-29-42	21	50	6	11	1	4	200	24
South Carolina	Jan. 31, 2015	W, 67-50	22-55	.400	6-19	.316	17-21	.810	7-26-33	23	67	13	8	5	7	200	33
Arkansas*			28-71	.394	2-13	.154	17-22	.773	15-31-46	21	75	14	9	8	7	200	35
South Carolina	Feb. 3, 2015	L, 75-55	17-61	.279	5-24	.208	16-24	.667	17-31-48	22	55	11	20	6	4	200	28
Vanderbilt*			19-42	.452	5-17	.294	22-29	.759	10-23-33	14	65	15	10	3	8	200	22
South Carolina	Feb. 7, 2015	L, 65-50	17-43	.395	5-19	.263	11-13	.846	4-16-20	23	50	10	12	1	4	200	26

! - ESPN College Hoops Tip-Off Marathon (Columbia, S.C.) | & - Charleston Classic (Charleston, S.C.) | % - SEC/Big 12 Challenge (Columbia, S.C.) | ^ - Brooklyn Hoops Presents (Brooklyn, N.Y.)
 * - indicates SEC contest

2014-15 RESULTS: OVERALL, 11-11; HOME, 8-4; AWAY, 1-5; NEUTRAL, 2-2; SEC, 2-8

DATE	OPP.	W/L	SCORE	RECORD (SEC)	POINTS	REBOUNDS	ASSISTS	BLOCKS	STEALS	ATTENDANCE
Nov. 14, 2014	N. Florida	W	81-56	1-0	Johnson/Henry (12)	Kacinas (11)	Stroman (6)	3 with 1	Stroman (2)	10,473 (paid)
Nov. 18, 2014	RV/RV Baylor !	L	69-65	1-1	Johnson (21)	Henry (8)	Thornwell (4)	3 with 1	Thornwell (2)	13,291 (paid)
Nov. 20, 2014	vs. Cornell &	W	69-45	2-1	Thornwell (14)	Kacinas (11)	Johnson (5)	Carrera/Chatkevicius (2)	Stroman (3)	2,517
Nov. 21, 2014	vs. Charlotte &	L	65-63	2-2	Thornwell (20)	Thornwell (8)	Notice (5)	Chatkevicius (3)	Thornwell (2)	2,430
Nov. 23, 2014	vs. Akron &	L	68-63	2-3	Thornwell (13)	Henry (9)	Notice/Stroman (4)	Henry/Carrera (1)	Johnson (4)	1,523
Nov. 26, 2014	UNC Asheville	W	89-75	3-3	Chatkevicius (17)	Chatkevicius (13)	Stroman/Johnson (6)	Chatkevicius/Henry (3)	Thornwell (6)	8,330 (paid)
Dec. 1, 2014	at Marshall	W	77-59	4-3	Notice (27)	Thornwell (10)	Notice (4)	Thornwell (2)	Kacinas (4)	5,013
Dec. 6, 2014	RV/RV Okla. St. %	W	75-49	5-3	Notice (20)	Kacinas (12)	Stroman (5)	Chatkevicius (3)	McKie (2)	12,007
Dec. 19, 2014	Clemson	W	68-45	6-3	Notice (19)	Thornwell (7)	Johnson (9)	Chatkevicius (3)	Chatkevicius/Johnson (2)	11,992 (paid)
Dec. 21, 2014	Coker	W	78-52	7-3	Notice (19)	Carrera (8)	Stroman (8)	Henry (3)	Johnson/Notice (3)	8,419 (paid)
Dec. 30, 2014	NCA&T	W	91-54	8-3	Kacinas (16)	Chatkevicius (9)	Stroman (7)	Chatkevicius/Thornwell (2)	Thornwell/Kacinas (2)	8,156 (paid)
Jan. 3, 2015	vs. No. 9/9 Iowa St.	W	64-60	9-3	Notice (15)	Thornwell (8)	Notice (4)	4 with 1	Notice (3)	N/A
Jan. 7, 2015	Florida*	L	72-68	9-4 (0-1)	Johnson (20)	Johnson/Kacinas (5)	Johnson/Stroman (3)	Chatkevicius (2)	Stroman (3)	12,181 (paid)
Jan. 10, 2015	at Ole Miss*	L	65-49	9-5 (0-2)	Johnson (13)	Thornwell/Carrera (6)	Notice (5)	Chatkevicius/Thornwell (1)	Thornwell (2)	6,714
Jan. 13, 2015	vs. Alabama*	W	68-66	10-5 (1-2)	Johnson (13)	Carrera/Kacinas (8)	Stroman (3)	Henry (1)	Johnson (2)	11,085 (paid)
Jan. 17, 2015	at Auburn*	L	71-68	10-6 (1-3)	Notice (16)	Chatkevicius (11)	Johnson (4)	Chatkevicius (2)	Johnson (2)	9,121
Jan. 20, 2015	Tennessee*	L	66-62	10-7 (1-4)	Thornwell (17)	Carrera (9)	Johnson (6)	Carrera (2)	Johnson/Stroman (2)	12,032 (paid)
Jan. 24, 2015	Kentucky*	L	58-43	10-8 (1-5)	Thornwell (14)	Carrera (9)	Thornwell/Stroman (2)	Henry/Stroman (1)	Henry (2)	18,000 (paid)
Jan. 28, 2015	at LSU*	L	64-58	10-9 (1-6)	Notice (12)	Carrera (10)	Thornwell (4)	Carrera/Chatkevicius (2)	Notice (2)	9,518
Jan. 31, 2015	Georgia*	W	67-50	11-9 (2-6)	Chatkevicius (12)	Carrera (9)	Thornwell (4)	Chatkevicius (3)	Thornwell (3)	13,031 (paid)
Feb. 3, 2015	at Arkansas*	L	75-55	11-10 (2-7)	Thornwell (16)	Kacinas (10)	Stroman (6)	Chatkevicius (3)	Thornwell (2)	14,846
Feb. 7, 2015	at Vanderbilt*	L	65-50	11-11 (2-8)	Thornwell (12)	Stroman/Kacinas (4)	Stroman (5)	Chatkevicius (1)	4 with 1	9,259

! - ESPN College Hoops Tip-Off Marathon (Columbia, S.C.) | & - Charleston Classic (Charleston, S.C.) | % - SEC/Big 12 Challenge (Columbia, S.C.) | ^ - Brooklyn Hoops Presents (Brooklyn, N.Y.) | * - indicates SEC contest

2014-15 GAME-BY-GAME STARTING LINEUPS

OPPONENT, RESULT	GUARD	GUARD	GUARD	FORWARD	FORWARD
N. Florida, W	Notice	Johnson	Thornwell	Henry	Carrera
Baylor, L	Notice	Johnson	Thornwell	Henry	Carrera
vs. Cornell, W	Notice	Johnson	Thornwell	Henry	Carrera
vs. Charlotte, L	Notice	Johnson	Thornwell	Henry	Carrera
vs. Akron, L	Notice	Johnson	Thornwell	Henry	Carrera
Asheville, W	Notice	Johnson	Thornwell	Henry	Chatkevicius
@Marshall, W	Notice	Johnson	Thornwell	Henry	Chatkevicius
Oklahoma State, W	Notice	Johnson	Thornwell	Henry	Chatkevicius
Clemson, W	Notice	Johnson	Thornwell	Henry	Chatkevicius
Coker, W	Notice	Johnson	Thornwell	Henry	Chatkevicius
North Carolina A&T, W	Notice	Johnson	Thornwell	Henry	Chatkevicius
vs. Iowa State, W	Notice	Johnson	Thornwell	Henry	Chatkevicius
Florida, L	Notice	Johnson	Thornwell	Henry	Chatkevicius
@OleMiss, L	Notice	Johnson	Thornwell	Henry	Chatkevicius
Alabama, W	Notice	Johnson	Thornwell	Henry	Chatkevicius
@Auburn, L	Notice	Johnson	Thornwell	Henry	Chatkevicius
Tennessee, L	Notice	Johnson	Thornwell	Henry	Chatkevicius
Kentucky, L	Notice	Johnson	Thornwell	Henry	Carrera
@LSU, L	Notice	Johnson	Thornwell	Carrera	Chatkevicius
Georgia, W	Notice	Johnson	Thornwell	Carrera	Chatkevicius
@Arkansas, L	Notice	Johnson	Thornwell	Carrera	Chatkevicius
@Vandy, L	Notice	Johnson	Thornwell	Carrera	Chatkevicius

EXHIB. - SOUTH CAROLINA 92, BENEDICT 47
OCT. 26, 2014/COLONIAL LIFE ARENA

COLUMBIA, S.C. - In the first-ever meeting between South Carolina and Benedict College, the Gamecocks came away with a decisive 92-47 win in the exhibition contest at Colonial Life Arena. Senior point guard Tyrone Johnson led all scorers with 23 points and added six rebounds and six assists.

Benedict got on the scoreboard first with a jumper from forward Lafonzo Smith, but the Gamecocks stormed out to a 9-0 run ignited by the play of Johnson whose one-handed dunk started it. Three minutes later, a run-out led to Johnson lobbing the ball up to Thornwell for an emphatic alley-oop.

Just before the 13-minute mark, the Tigers closed to within six at 13-7 with a 3-pointer from guard Justin Peeples. The Gamecocks responded with six points from Notice and Johnson's first 3-pointer of the game to start an 18-4 run over the next five-plus minutes to push the lead to 37-14 with 5:17 left on the clock.

Just as Benedict was able to get its deficit down to 17, Carolina ended the half on a 16-2 run with back-to-back 3-pointers coming from Johnson and Thornwell to go with six points from junior forward Laimonas Chatkevicius. The Gamecocks took a 55-25 lead into the break after shooting 19-of-34 (55.9 percent) and holding the Tigers to only eight made field goals in the opening 20 minutes.

Carolina extended its lead to 39 nearly seven minutes into the second half after holding Benedict without a made field goal through the first seven-plus minutes of the set. The Gamecocks continued to build on their lead the rest of the way, ending the game with a 92-47 win.

Junior guard Austin Constable did not play in the exhibition contest due to a left knee injury, and sophomore guard Justin McKie did not play due to a concussion.

EXHIBITION



Official Basketball Box Score - Game Totals - Final Statistics
Benedict College vs South Carolina
10/26/14 4 p.m. ET at Columbia, S.C. (Colonial Life Arena)

Benedict College 47 • 0-0

##	Player	Total		3-Ptr		Rebounds			PF	TP	A	TO	Blk	Stl	Min		
		FG	FGA	FG	FGA	FT	FTA	Off								Def	Tot
32	SMITH, Lafonzo	1	6	0	1	1	3	0	1	2	3	0	0	1	20		
34	MANTOVANI, Roberto	2	3	0	0	1	1	2	3	5	0	3	0	1	24		
10	REYNARD, Brennan	1	11	0	4	4	1	2	3	6	3	4	0	3	31		
14	RANSOM, Kareem	3	9	2	5	4	2	2	4	3	12	1	0	0	27		
22	CRAWFORD, Andrew	3	17	2	11	0	1	5	0	8	2	0	0	1	31		
05	PEEPLES, Justin	1	5	1	5	2	2	0	2	3	5	1	2	0	13		
12	ROBIN, Kel	1	5	0	1	0	0	0	0	2	0	0	0	0	9		
24	COOKE, Quiron	1	3	0	2	1	3	2	2	0	1	0	1	0	11		
25	JOHNSON, Deonte	0	5	0	0	2	1	2	3	2	0	0	0	0	11		
30	HARRIS, Christopher	0	1	0	1	0	1	0	0	0	0	0	0	0	2		
33	FITZGERALD, Seth	0	1	0	0	0	0	2	0	0	0	0	0	0	2		
35	JOHNSON, Shamari	0	0	0	0	0	0	0	1	0	0	0	0	0	4		
50	HOLLOWAY, Aumtrel	0	2	0	0	0	0	0	0	1	0	2	0	0	10		
52	DEJOURDAN, Elan	0	1	0	0	2	0	0	1	2	0	0	0	0	5		
Team						4	4			1							
Totals		13	69	5	30	16	19	13	18	31	22	47	7	13	1	5	200

FG % 1st Half: 8-37 21.6% 2nd Half: 5-32 15.6% Game: 13-69 18.8%
3FG % 1st Half: 3-15 20.0% 2nd Half: 2-15 13.3% Game: 5-30 16.7%
FT % 1st Half: 5-6 83.3% 2nd Half: 11-13 84.6% Game: 16-19 84.2%

South Carolina 92 • 0-0

##	Player	Total		3-Ptr		Rebounds			PF	TP	A	TO	Blk	Stl	Min		
		FG	FGA	FG	FGA	FT	FTA	Off								Def	Tot
21	HENRY, Demetrius	6	8	0	0	3	4	0	7	7	0	15	0	1	0	21	
24	CARRERA, Michael	2	5	0	1	1	2	4	11	4	5	2	0	2	0	23	
00	THORNWELL, Sindarius	5	10	2	5	2	3	3	4	14	1	0	3	0	23		
04	JOHNSON, Tyrone	6	11	4	6	7	4	2	6	0	23	6	1	0	30		
10	NOTICE, Duane	1	7	0	4	8	10	3	3	2	5	0	2	0	12		
01	STROMAN, Marcus	2	6	0	0	1	1	1	3	5	3	7	0	0	20		
14	CHATKEVICIUS, L.	5	6	0	0	2	10	2	10	1	1	1	0	1	17		
15	THEUS JR., Reggie	1	3	0	1	0	0	2	2	1	2	1	1	0	16		
25	KACINAS, Mindaugas	4	8	0	0	4	3	7	3	8	0	0	2	0	18		
Team				1	4	5											
Totals		32	64	6	17	22	28	16	45	61	17	92	23	15	9	2	200

FG % 1st Half: 19-34 55.9% 2nd Half: 13-30 43.3% Game: 32-64 50.0%
3FG % 1st Half: 3-8 37.5% 2nd Half: 3-9 33.3% Game: 6-17 35.3%
FT % 1st Half: 14-17 82.4% 2nd Half: 8-11 72.7% Game: 22-28 78.6%

Officials: Bruce Benedict, Brent Hampton, Will Howard
Technical fouls: Benedict College-None. South Carolina-None.
Attendance: 10011
Exhibition game

Score by periods	1st	2nd	Total	Points	In	Off	2nd	Fast	Bench
Benedict College	24	23	47						
South Carolina	55	37	92						

Last FG - SC 2nd-03:07. SC 2nd-02:09.
Largest lead - BC by 14 at 19:38. SC by 47 at 2nd-01:56.
BC led for 00:16. SC led for 38:17. Game was tied for 01:27.

GAME #1 - SOUTH CAROLINA 81, N. FLORIDA 56
NOV. 14, 2014/COLONIAL LIFE ARENA

COLUMBIA, S.C. - The South Carolina men's basketball team (1-0) opened the 2014-15 season Friday night with a matchup with the North Florida Ospreys (0-1). Of the 11 players who saw time in the game, six would score eight points or more to spark an 81-56 win. Demetrius Henry and Tyrone Johnson led the team with 12 points apiece and Mindaugas Kacinas went for nine points and 11 rebounds.

Henry's second dunk in the opening two minutes of the contest gave the Gamecocks an early 8-6 lead over the Ospreys. That dunk would spark a run that would give the team a lead for good, as the score would balloon to 22-8 over the next six minutes. The team would not trail in the game. Henry scored six of Carolina's first 14 points with his third dunk of the half at the 15-minute mark and the Gamecocks extended their lead to 12 points at the under-12 minute media timeout at 25-13.

The Gamecocks pushed their lead to twenty at 36-16 with just over five minutes remaining in the opening half on a dunk from junior forward Laimonas Chatkevicius. That would be the exclamation point on what would be a 13-0 run that spanned from 9:39 to 4:07 in the half.

Beau Beech would break the Osprey's scoreless stretch, but by then it would be too late. Carolina held a 48-27 upperhand at the half after hitting 53.1 percent (17-32) from the floor in the opening 20 minutes. Balanced scoring in the first half propelled the Gamecocks, as six different Carolina players scored at least six points in the half, led by Henry's eight.

The play down low would be the difference in the first half, setting a tone that would prevail for the entire game. In the first 20 minutes the Gamecocks held a 26-10 advantage in points in the paint with a 21-11 rebounding margin.

Carolina continued its strong offensive performance early in the second half, as both Henry and Johnson reached double-figures before the first media timeout. Battling foul trouble, the Ospreys struggled offensively, hitting just three of their first nine shots of the second half, trailing the Gamecocks 57-34 at the 15-minute mark. The lead would grow as large as 29 points in the convincing win.

As a team, South Carolina made better than half of its shots (29-57) and won the battle of the boards 42-28 with ten offensive rebounds. The bench would be featured often in the game, with the six reserves pitching in a combined 35 points. In his first collegiate game, freshman guard Marcus Stroman played like a veteran with a line of six points, six assists, two steals and no turnovers. As a team, South Carolina committed just nine turnovers (two in the first half) while forcing its opponent into 15.

GAME #1



Official Basketball Box Score - Game Totals - Final Statistics
UNF vs South Carolina
11/14/14 7 p.m. ET at Columbia, S.C. (Colonial Life Arena)

UNF 56 • 0-1

##	Player	Total		3-Ptr		Rebounds			PF	TP	A	TO	Blk	Stl	Min		
		FG	FGA	FG	FGA	FT	FTA	Off								Def	Tot
33	BANKS, Romelo	0	6	0	0	4	7	0	0	2	4	0	1	2	26		
34	Davenport, Chris	1	4	0	1	0	0	5	5	6	1	1	1	0	23		
00	NESBITT, Jalen	2	5	2	4	2	3	1	5	6	1	2	0	0	32		
02	BEECH, Beau	3	7	3	7	0	0	2	2	5	9	0	2	0	21		
14	MOORE, Dallas	1	13	3	5	4	4	1	4	1	21	1	4	0	31		
04	WILSON, Devin	0	1	0	0	0	1	0	1	0	0	0	0	0	5		
11	MALONEY, Trent	1	7	0	0	0	1	3	3	0	3	0	0	0	22		
12	BODAGGEY, Aaron	1	7	1	7	0	0	1	1	0	3	1	0	0	20		
32	DANIELS, Demarcus	1	3	0	1	2	1	2	5	2	0	2	2	0	18		
Team						4	2			6							
Totals		18	53	10	32	10	16	6	22	28	22	56	9	15	5	2	200

FG % 1st Half: 10-25 40.0% 2nd Half: 8-28 28.6% Game: 18-53 34.0%
3FG % 1st Half: 5-14 35.7% 2nd Half: 5-18 27.8% Game: 10-32 31.3%
FT % 1st Half: 2-2 100.0 2nd Half: 8-14 57.1% Game: 10-16 62.5%

South Carolina 81 • 1-0

##	Player	Total		3-Ptr		Rebounds			PF	TP	A	TO	Blk	Stl	Min		
		FG	FGA	FG	FGA	FT	FTA	Off								Def	Tot
21	HENRY, Demetrius	6	9	0	0	0	0	2	2	5	12	0	2	1	0	20	
24	CARRERA, Michael	2	4	0	0	4	6	2	1	3	1	8	2	1	1	17	
00	THORNWELL, Sindarius	3	7	0	1	0	0	3	1	4	6	2	1	1	20		
04	JOHNSON, Tyrone	5	7	0	2	3	0	5	5	0	12	4	0	0	28		
10	NOTICE, Duane	2	5	1	1	3	4	0	4	1	8	5	1	0	21		
01	STROMAN, Marcus	3	7	0	1	0	0	3	1	6	6	0	0	0	25		
14	CHATKEVICIUS, L.	4	6	0	0	3	4	1	3	1	11	0	2	0	17		
15	THEUS JR., Reggie	0	0	0	0	0	0	0	0	0	0	1	0	0	4		
20	MCKIE, Justin	0	3	0	2	3	4	0	0	2	3	0	0	0	8		
25	KACINAS, Mindaugas	2	5	1	2	4	5	2	9	11	4	9	0	0	25		
35	STEELE, Brian	2	4	0	0	2	2	0	2	0	6	0	0	0	15		
Team						2	2			4							
Totals		29	57	4	11	19	26	10	32	42	15	81	19	9	3	7	200

FG % 1st Half: 17-32 53.1% 2nd Half: 12-25 48.0% Game: 29-57 50.9%
3FG % 1st Half: 2-3 66.7% 2nd Half: 2-8 25.0% Game: 4-11 36.4%
FT % 1st Half: 12-15 80.0% 2nd Half: 7-11 63.6% Game: 19-26 73.1%

Officials: James Barker, Glenn Tuitt, Will Howard
Technical fouls: UNF-None. South Carolina-None.
Attendance: 10473
2014-15 Season Opener

Score by periods	1st	2nd	Total	Points	In	Off	2nd	Fast	Bench
UNF	27	29	56						
South Carolina	48	33	81						

Last FG - BU 2nd-00:18. SC 2nd-00:42.
Largest lead - UNF None. SC by 29 at 2nd-09:24.
UNF led for 00:00. SC led for 38:53. Game was tied for 01:07.

GAME #2 - BAYLOR 69, SOUTH CAROLINA 65
NOV. 18, 2014/COLONIAL LIFE ARENA

COLUMBIA, S.C. - The South Carolina men's basketball team hosted Baylor Tuesday afternoon as part of the ESPN College Hoops Tip-Off Marathon. The noon start wouldn't ease either side, as the physical matchup was closely contested throughout. The Bears (2-0) were able to keep Carolina (1-1) at arm's length for much of the game, and were able to seal the game with a pair of free throws late in a 69-65 win.

Senior guard Tyrone Johnson scored a career-high 21 points to lead the Gamecocks in a game that featured six ties and six lead changes. Both teams were cold in first half, with Carolina shooting 32 percent and Baylor 38. It was even colder from deep, with the two sides combining to hit just three of 20 3-point attempts. The charity stripe would be the most forgiving area, with Baylor hitting 11-of-12 and Carolina making 9-of-10.

Baylor controlled the game early, but a 7-0 run from 9:23 to 7:15 of first half gave the Gamecocks an 18-16 lead. As was the case all day long, when one side seemed to gain momentum it would be quickly snatched away, and the Bears would use a quick 6-0 run in the final two minutes of the half to take a 30-27 lead. Johnathn Motley jumper that fell just before the buzzer capped the run, the forward would lead all scorers in the half with 13.

The Gamecocks went for much of the opening frame without starters Duane Notice (four minutes) and Demetrius Henry (seven), who were plagued by early foul trouble. In the final 20 minutes, the Gamecocks were unable to cut deep enough into the Baylor lead, taking a brief 36-35 lead with 16:55 to play before a 12-4 run from the visitors put them ahead for good. With Motley picking up his fourth foul with 13:19 to play, Baylor's senior guard Kenny Chery made up for the scoring slack by scoring 18 of his 20 points in the second half.

In the final 20 minutes, the Gamecocks were unable to cut deep enough into the Baylor lead, taking a brief 36-35 lead with 16:55 to play before a 12-4 run from the visitors put them ahead for good. With Motley picking up his fourth foul with 13:19 to play, Baylor's senior guard Kenny Chery made up for the scoring slack by scoring 18 of his 20 points in the second half. The combo of Johnson and Sindarius Thornwell would counter the Baylor duo all game long, though, with Johnson's 21 and Thornwell's 16 leading the offense. After scoring 42 points as a group in the season opener against North Florida, the Carolina bench scored just 14 on Tuesday, with 10 coming from another strong performance by freshman Marcus Stroman. The point guard scored 10 points with five rebounds and three assists in 27 minutes of action.

The Bears converted a turnover into a basket with 4:43 to play in the game that completed a 7-0 run to give them their biggest lead of the game at 64-54. The Gamecocks responded with a 7-0 run of their own over the next two minutes to make it 64-61 thanks to a fast-break layup from Thornwell and three straight points from Stroman to put a bow on the run.

A dunk from Michael Carrera with 32 seconds to go cut it to a one-possession game, 66-63, but after Baylor hit the front end of a pair of free throws the Gamecocks missed a 3 in returning and took up too much time committing a foul. Despite Taurean Prince missing both free throws on the other end, the home side was left with less than three seconds following a layup by Johnson to make it 67-65.

After a Gamecock foul on the inbounds pass, Chery hit both attempts at the line to take away the chance at a buzzer-beater.

GAME #2



Official Basketball Box Score - Game Totals - Final Statistics
Baylor vs South Carolina
11/18/14 12 p.m. ET at Columbia, S.C. (Colonial Life Arena)

Baylor 69 • 2-0

##	Player	Total		3-Ptr		Rebounds			PF	TP	A	TO	Blk	Stl	Min	
		FG	FGA	FG	FGA	FT	FTA	Off								Def
00	O'Neale, Royce	1	4	0	2	5	6	3	4	7	1	9	7	1	0	34
02	Gathers, Rico	0	1	0	0	0										

GAME #3 - SOUTH CAROLINA 69, CORNELL 45

NOV. 20, 2014/TD ARENA/CHARLESTON CLASSIC

CHARLESTON, S.C. - An opportunistic defense would drive the South Carolina men's basketball team to a win over Cornell on the opening night of the Charleston Classic, held at TD Arena. The Gamecocks (2-1) forced 17 turnovers en route to a 69-45 win, holding the Big Red (2-2) to 27 percent shooting from the field.

Sindarius Thornwell led the team with 14 points despite playing just six minutes of the second half. Mindaugas Kacinas pulled down 11 rebounds to go with 10 points for the team's first double-double of the season and his partner on the post Laimonas Chatkevicius added eight points and seven boards off the bench. Every player on the active roster saw time on the floor, with ten scoring at least two points.

After an even start to the game, Carolina went on a 13-0 run from the 15:20 mark until just under ten minute remaining to open up a 22-11 lead. Five different players contributed to the game-changing run. Thornwell led the early charge, scoring 10 of the team's first 12 points before ending the half with 13.

Bench play would be the difference maker in the first 20 minutes, as the Gamecock reserves outscored their Cornell counterparts 15-0. Kacinas and Chatkevicius combined for 10 points and 14 rebounds, and Marcus Stroman pitched in five points and three steals.

Though it would shoot just 36 percent as a team, Carolina carried a 35-21 lead into the break after forcing 13 turnovers and limiting the Big Red to a tiny 30 percent on 7-of-23 shooting. The Gamecocks had averaged just 13 turnovers forced per game in its first two contests of the 2014-15 season coming into Thursday night.

The second half would be no different, as the lead would dip to 13 with 18:49 to play, but a 13-1 run from then until the 13:19 mark set the team back on the right path. The lead would grow to as large as 28 points. The key in the final 20 minutes would be rebounding, as the Gamecocks enjoyed a 23-15 advantage over a Cornell side that shot just 24 percent in the period.

GAME #3

Official Basketball Box Score -- Game Totals -- Final Statistics
Cornell vs S. Carolina
11/20/14 8:25 p.m. at Charleston, S.C. (TD Arena)

Cornell 45 • 2-2

#	Player	FG-FGA	3-PT	Rebounds			PF	TP	A TO	Blk	Stl	Min		
				Off	Def	Tot								
00	Onuorah, David	1-5	0-0	0	3	1	4	3	2	0	1	2	0	17
32	Miller, Shonn	2-6	0-2	5-5	0	3	3	5	9	0	1	1	0	29
05	Hatter, Robert	2-6	0-3	0-0	0	2	2	1	4	0	2	0	1	19
13	Cherry, Devin	3-7	1-3	1-1	0	5	5	2	8	2	7	0	2	30
23	Cancer, Galal	2-13	1-4	5-6	1	2	3	2	10	1	2	0	1	28
01	Smith, Darryl	0-5	0-3	0-0	0	2	2	0	0	2	0	0	1	10
04	LaMore, Dave	0-0	0-0	2-2	1	1	2	1	0	0	2	0	2	16
11	Fleming, Desmond	0-0	0-0	0-0	0	0	0	0	0	0	0	0	0	5
12	Aldor-Rad'lof, Jordan	0-1	0-0	0-0	0	1	1	1	0	0	0	0	0	6
15	Bunce, Braxton	0-0	0-0	0-0	1	0	1	0	0	0	0	0	0	6
20	Bathurst, Wil	0-3	0-2	1-2	0	1	1	1	1	1	2	1	0	10
22	Mischler, Robert	0-0	0-0	0-0	0	0	0	0	1	0	0	0	0	3
25	Fallas, Jolo	4-4	3-3	0-0	1	2	1	1	1	0	2	0	1	4
35	Tomic, Ned	0-1	0-0	0-0	0	1	1	1	0	0	0	0	0	5
50	Giddens, Deion	0-0	0-0	0-0	1	0	1	0	0	0	0	0	0	2
Team		2-2		4		2								
Totals		14-52	5-20	12-16	10	22	32	19	45	6	17	6	6	200

FG % 1st Half: 7-23 30.4% 2nd Half: 7-29 24.1% Game: 14-52 26.9%
3FG % 1st Half: 2-9 22.2% 2nd Half: 3-11 27.3% Game: 5-20 25.0%
FT % 1st Half: 5-7 71.4% 2nd Half: 7-9 77.8% Game: 12-16 75.0%

S. Carolina 69 • 2-1

#	Player	FG-FGA	3-PT	Rebounds			PF	TP	A TO	Blk	Stl	Min		
				Off	Def	Tot								
24	CARRERA, Michael	2-3	1-1	0-0	0	4	4	2	5	0	2	2	0	17
21	HENRY, Demetrius	1-3	0-0	0-0	1	0	1	3	2	0	1	0	0	13
00	THORNWELL, Sindarius	5-11	3-8	1-2	2	2	4	14	0	0	0	1	23	
04	JOHNSON, Tyrone	2-7	1-3	2-2	0	3	3	2	7	5	2	1	2	25
10	NOTICE, Duane	1-4	0-1	4-5	0	1	1	6	4	1	0	0	23	
01	STROMAN, Marcus	1-6	0-1	4-6	0	1	3	6	3	2	0	3	25	
14	CHATKEVICIUS, L.	4-7	0-0	0-0	1	6	7	0	8	1	2	2	20	
15	THEUS JR., Reggie	0-0	0-0	0-0	0	0	0	0	0	0	0	1	4	
20	MCKIE, Justin	2-2	2-2	2-2	1	2	3	1	8	0	0	0	8	
25	KACINAS, Mindaugas	3-8	0-2	4-4	7	4	11	10	1	1	0	2	26	
35	STEELE, Brian	1-7	1-4	0-0	0	3	3	1	3	2	1	0	1	16
Team		2-4		6		4								
Totals		22-58	8-22	17-21	14	30	44	15	69	11	11	5	10	200

FG % 1st Half: 12-33 36.4% 2nd Half: 10-25 40.0% Game: 22-58 37.9%
3FG % 1st Half: 3-11 27.3% 2nd Half: 5-11 45.5% Game: 8-22 36.4%
FT % 1st Half: 8-10 80.0% 2nd Half: 9-11 81.8% Game: 17-21 81.0%

Officials: John Higgins, Lamont Simpson, Pat Driscoll
Technical fouls: Cornell-None. S. Carolina-None.
Attendance: 2517

Score by periods	1st	2nd	Total
Cornell	21	24	45
S. Carolina	35	34	69

Last FG - COR 2nd-03:38, SC 2nd-01:36.
Largest lead - COR by 3 1st-19:23, SC by 28 2nd-10:32.
COR led for 03:17. SC led for 35:06. Game was tied for 00:58.

GAME #4 - CHARLOTTE 65, SOUTH CAROLINA 63

NOV. 21, 2014/TD ARENA/CHARLESTON CLASSIC

CHARLESTON, S.C. - A potential game-winning three pointer from Sindarius Thornwell caromed just off as Charlotte (3-0) earned a 65-63 win over South Carolina (2-2) Friday night in the semifinals of the Charleston Classic. Hot shooting from the 49ers early in the second half erased a seven-point Gamecock lead at the half.

With just over a minute to play in a 63-all game, Thornwell blocked a 3 to start a fastbreak with Marcus Stroman. Thornwell would take a contested floater in transition and missed, and the follow from Duane Notice would be slapped off the backboard. Charlotte would make a pair of free throws on the ensuing possession to provide the game's final points, but Carolina still had chances late.

Inbounding from half court with 14 seconds to play and trailing by just two, Carolina was called for a five-second violation. Before Charlotte could inbound a foul put them at the line for a chance to seal it, but both attempts would be missed. On the second miss, a scramble for the ball would be called in favor of the 49ers, but after review the Gamecocks would get one last chance. Thornwell's attempt for a 3 hit the rim, but did not connect.

The first half was dominated by Carolina after it used an 11-2 run from the 16:28 mark to 13:11 going from down 6-4 to up 15-8. The Gamecocks would make six-straight field goals early in that stretch and 10-of-15 total in the first 10 minutes of action.

The 49ers returned that favor to start the second half, hitting 7-of-9 shots in the first six minutes to erase Carolina's 36-29 halftime lead while the Gamecocks would shoot just 37 percent in the final 20 minutes. The biggest disparity with the second-half shooting was the 49ers making 4-of-5 3s, while Carolina hit just twice on nine attempts.

A 10-0 run from 12:41 to 9:09 in the second half gave Charlotte its largest lead of the game, a 55-48 advantage. Mindaugas Kacinas made sure the momentum would not swing all the way to the visitors, scoring seven-straight points on his own to put Carolina up 57-55 and force a timeout. The 49ers were able to hold on for the late win despite not making a field goal for the final three minutes of action.

Thornwell would lead all scorers in the game with 20 points, 18 of which came in the first half. Michael Carrera and Kacinas joined him in double figures, with 11 apiece.

GAME #4

Official Basketball Box Score -- Game Totals -- Final Statistics
Charlotte vs S. Carolina
11/21/14 7 p.m. at Charleston, S.C. (TD Arena)

Charlotte 65 • 3-0

#	Player	FG-FGA	3-PT	Rebounds			PF	TP	A TO	Blk	Stl	Min		
				Off	Def	Tot								
21	CLAYTON, Willie	5-9	0-0	1-1	4	1	5	2	11	0	2	1	0	27
12	THORNE JR., Mike	4-8	0-0	2-5	0	4	4	2	10	0	2	3	0	34
01	OGBUZEE, Braxton	4-9	3-5	3-4	1	1	2	2	14	2	2	0	2	30
14	WILLIAMS, Terrence	3-5	1-2	0-0	0	7	7	3	7	1	1	0	0	26
15	HENRY, Pierria	3-9	0-2	6-7	0	7	2	12	2	8	1	3	36	
02	DORN, Torin	1-2	0-1	0-1	0	1	1	0	2	1	0	0	0	18
05	WOODS, Keyshawn	2-4	1-1	1-1	0	1	0	0	6	0	0	1	1	13
11	BENKOVIC, Ivan	1-5	1-4	0-0	0	0	0	1	3	0	0	0	0	12
20	BLAKLEY, Cameron	0-2	0-2	0-0	0	1	1	0	0	1	0	0	0	4
Team		2-2		4		4								
Totals		23-53	6-17	13-19	8	24	32	13	65	6	17	5	6	200

FG % 1st Half: 10-28 35.7% 2nd Half: 13-25 52.0% Game: 23-53 43.4%
3FG % 1st Half: 2-11 18.2% 2nd Half: 4-6 66.7% Game: 6-17 35.3%
FT % 1st Half: 7-9 77.8% 2nd Half: 6-10 60.0% Game: 13-19 68.4%

S. Carolina 63 • 2-2

#	Player	FG-FGA	3-PT	Rebounds			PF	TP	A TO	Blk	Stl	Min		
				Off	Def	Tot								
24	CARRERA, Michael	5-8	1-2	0-0	0	2	2	11	0	1	2	0	20	
21	HENRY, Demetrius	2-2	0-0	0-0	0	1	1	4	4	0	1	0	10	
00	THORNWELL, Sindarius	8-24	1-10	3-4	1	7	8	3	20	1	7	2	34	
04	JOHNSON, Tyrone	3-4	0-0	0-0	0	0	0	2	0	1	1	0	1	18
10	NOTICE, Duane	0-10	1-4	2-2	1	2	3	1	9	5	1	0	1	35
01	STROMAN, Marcus	1-2	0-0	2-2	0	3	3	4	4	1	0	1	22	
14	CHATKEVICIUS, L.	2-4	0-0	0-0	1	6	7	1	4	1	2	3	20	
15	THEUS JR., Reggie	0-0	0-0	0-0	0	0	0	0	0	0	0	0	0	4
20	MCKIE, Justin	0-1	0-1	0-0	0	1	0	1	0	1	0	0	3	
25	KACINAS, Mindaugas	5-5	0-0	1-1	5	6	4	11	0	1	1	0	23	
35	STEELE, Brian	0-1	0-1	0-0	2	2	4	1	0	0	1	0	1	8
Team		2-2		4		4								
Totals		26-61	3-18	8-9	11	26	37	21	63	13	17	7	6	200

FG % 1st Half: 15-31 48.4% 2nd Half: 11-30 36.7% Game: 26-61 42.6%
3FG % 1st Half: 1-8 12.5% 2nd Half: 2-10 20.0% Game: 3-18 16.7%
FT % 1st Half: 5-6 83.3% 2nd Half: 3-3 100.0% Game: 8-9 88.9%

Officials: Bryan Kersey, Ted Valentine, Kipp Kissinger
Technical fouls: Carolina-None. S. Carolina-None.
Attendance: 2430

Score by periods	1st	2nd	Total
Charlotte	29	36	65
S. Carolina	36	27	63

Last FG - CHA 2nd-03:04, SC 2nd-01:53.
Largest lead - CHA by 7 2nd-09:47, SC by 14 1st-07:15.
CHA led for 10:25. SC led for 22:08. Game was tied for 07:28.

GAME #5 - AKRON 68, SOUTH CAROLINA 63

NOV. 23, 2014/TD ARENA/CHARLESTON CLASSIC

CHARLESTON, S.C. - The Gamecocks (2-3) wrapped up play at the Charleston Classic Sunday evening, dropping a 68-63 contest to Akron (3-1). Shooting slumps bookending the game would be the difference as the Carolina offense lost its third game of the season by five points or less.

The offense struggled to find its rhythm in the first half. After a jumper from Sindarius Thornwell in the team's first possession of the game, the Gamecocks missed their next eight shots and was 1-of-12 while the Zips went ahead 10-4. While the team's shooting luck would improve, it would shoot just 29 percent from the floor in the first half.

Akron was never able to put up a big lead during the Carolina cold streak thanks to solid rebounding and a strong defensive effort. After a layup at the 6:19 mark to put the Zips ahead 21-18, they would hit just 1-of-9 attempts until the halftime horn. Free throws would carry them to the break, as they made seven in the final four minutes.

Coming in averaging 12 offensive rebounds per game, the Gamecocks had 15 in the first half alone to allow them to attempt 11 more shots. Thornwell had four offensive boards on his own, as did Mindaugas Kacinas. Marcus Stroman led the offense with six points in 15 minutes off the bench.

The Zips came out of the locker room on a hot streak offensively, hitting six of their first seven shots to build their biggest lead of the night at the 16-minute mark, 44-32. A quick 7-0 run from the Gamecocks cut into that margin and forced a timeout, with layups from Kacinas and Chatkevicius that sandwiched a 3-pointer from Duane Notice.

After avoiding a big deficit, the Gamecocks chased the Zips over the next six minutes of the game with the lead fluctuating from eight down to one before a Chakevicius free throw with 6:55 to play brought about the game's first tie since it was 2-2.

The Carolina offense went into a four-minute scoreless stretch soon after the tie that allowed Akron to build up a 63-58 lead before a Thornwell jumper with 34 seconds left. Turnovers on four straight possessions in that stretch for South Carolina would be the key.

After Thornwell's jumper made it 63-60, the Zips hit 5-of-6 free throws to maintain a two-possession lead and outlast the final comeback.

Thornwell led the team with 13 points and was joined in double figures by Chatkevicius (11) and Duane Notice (12). The team pulled down a season-high 21 offensive rebounds, leading to 14 more shots than Akron and 17 second-chance points.

GAME #5

Official Basketball Box Score -- Game Totals -- Final Statistics
Akron vs S. Carolina
11/23/14 6:30 pm at TD Bank Arena / Charleston, S.C.

Akron 68 • 3-1

#	Player	FG-FGA	3-PT	Rebounds			PF	TP	A TO	Blk	Stl	Min
				Off	Def	Tot						
02	CHEATHAM, Jr., Kwan	3-9	1-5	6-6	0	1	1	2	13	0	3</	



#4 - TYRONE JOHNSON

SENIOR | GUARD | 6'3" | 195 | 2 LETTERS

PLAINFIELD, N.J./MONTROSE CHRISTIAN SCHOOL/VILLANOVA

SEASON NOTABLES

- Tallied 23 points on 6-of-11 shooting, including 4-of-6 from 3-point range in exhib. vs. Benedict
- Hit 5-7 shots to lead the team with 12 points against North Florida, adding five rebounds, four assists and no turnovers
- Set a new career high in five different categories against Baylor, including 21 points to lead all scorers
- Matched a career high with four steals against Akron
- Dished out a season-best six assists to go with 12 points in a win over UNC Asheville
- Converted a trio of three-point plays and scored 13 points in a win over Oklahoma State
- Set a new career high with nine assists in a win over Clemson
- Scored 12 points with five assists and three steals against Coker
- Secured a career-high seven rebounds to go with 13 points in a win over No.9 Iowa State
- Recorded his second 20-point game of the season, reaching 20 to lead the team against Florida
- Scored 13 points to lead the team in scoring against Alabama
- Reached double figures in scoring for the seventh-straight game, posting 13 at Auburn in 30 minutes

JOHNSON'S SUPERLATIVES

POINTS

Career: 21, vs. Baylor (Nov. 18 2014)

Season: 21, vs. Baylor (Nov. 18 2014)

FIELD GOALS

Career: 9, vs. Baylor (Nov. 18 2014)

Season: 9, vs. Baylor (Nov. 18 2014)

FIELD GOAL ATTEMPTS

Career: 16, vs. Baylor (Nov. 18 2014)

Season: 16, vs. Baylor (Nov. 18 2014)

3-POINT FIELD GOALS

Career: 3, twice, last at Auburn (Jan. 18 2015)

Season: 3, twice, last at Auburn (Jan. 18 2015)

3-POINT FIELD GOAL ATTEMPTS

Career: 9, vs. Baylor (Nov. 18 2014)

Season: 9, vs. Baylor (Nov. 18 2014)

FREE THROWS

Career: 9, vs. Florida (Jan. 7, 2015)

Season: 9, vs. Florida (Jan. 7, 2015)

FREE THROW ATTEMPTS

Career: 11, vs. Manhattan (Dec. 17, 2013)

Season: 9, vs. Florida (Jan. 7, 2015)

REBOUNDS

Career: 7, vs. Iowa State (Jan. 3, 2015)

Season: 7, vs. Iowa State (Jan. 3, 2015)

ASSISTS

Career: 9, vs. Clemson (Dec. 19, 2014)

Season: 9, vs. Clemson (Dec. 19, 2014)

BLOCKS

Career: 1, 7x, last vs. Iowa State (Jan. 3, 2015)

Season: 1, 4x, last vs. Iowa State (Jan. 3, 2015)

STEALS

Career: 4, twice, last vs. Akron (Nov. 23, 2014)

Season: 4, vs. Akron (Nov. 23, 2014)

MINUTES PLAYED

Career: 41, vs. UCONN (Feb. 20, 2012)

Season: 37, vs. Baylor (Nov. 18 2014)

2014-15

Opponent	Date	GS	Min	FG-FGA	Pct	3FG-3FGA	Pct	FT-FTA	Pct	Off	Def	Tot	Avg	PF	FO	A	TO	Blk	Stl	Pts	Avg
North Florida	11/14/14	*	28	5-7	.714	0-0	.000	2-3	.667	0	5	5	5.0	0	0	4	0	0	1	12	12.0
Baylor	11/18/14	*	37	9-16	.563	3-9	.333	0-0	.000	0	1	1	3.0	2	0	2	3	1	0	21	16.5
vs. Cornell	11/20/14	*	25	2-7	.286	1-3	.333	2-2	1.000	0	3	3	4.0	2	0	5	2	1	2	7	13.3
vs. Charlotte	11/21/14	*	18	0-4	.000	0-0	.000	0-0	.000	0	0	0	0.0	2	3	2	0	1	1	0	10.0
vs. Akron	11/23/14	*	23	2-8	.250	0-1	.000	3-5	.600	1	3	4	2.6	4	0	2	2	0	4	7	9.4
UNC Asheville	11/26/14	*	29	3-7	.429	1-3	.333	5-7	.714	1	3	4	2.8	1	0	6	3	1	1	12	9.8
at Marshall	12/1/14	*	20	0-5	.000	0-1	.000	1-2	.500	1	1	2	2.7	3	0	3	0	0	1	0	8.6
Oklahoma State	12/6/14	*	24	5-9	.556	0-3	.000	3-3	1.000	0	2	2	2.6	4	0	2	2	0	0	13	9.1
Clemson	12/19/14	*	27	1-4	.250	0-2	.000	2-2	1.000	0	1	1	2.4	0	0	9	2	0	2	4	8.6
Coker	12/21/14	*	29	4-7	.571	1-2	.500	3-5	.600	0	3	3	2.5	3	0	5	2	1	3	12	8.9
NA&T	12/30/14	*	30	3-7	.429	0-0	.000	4-4	1.000	0	1	1	2.4	0	0	5	1	0	1	10	9.0
vs. Iowa State	1/3/15	*	35	5-12	.417	1-2	.500	2-2	1.000	1	6	7	2.8	2	0	3	1	1	1	13	9.3
Florida	1/7/15	*	31	5-10	.500	1-2	.500	9-9	1.000	1	4	5	2.9	1	0	3	1	0	1	20	10.2
at Ole Miss	1/10/15	*	36	5-9	.556	1-4	.250	2-2	1.000	0	2	2	2.9	3	0	3	5	0	1	13	10.4
Alabama	1/13/15	*	36	5-12	.417	0-3	.000	3-5	.600	0	3	3	2.9	2	0	2	1	0	2	13	10.5
at Auburn	1/17/15	*	30	4-9	.444	3-4	.750	2-2	1.000	0	3	3	2.9	3	0	4	3	1	2	13	10.7
Tennessee	1/20/15	*	34	2-13	.153	0-3	.000	2-2	1.000	1	3	4	2.9	4	0	6	1	0	2	6	10.4
Kentucky	1/24/15	*	26	2-8	.250	0-1	.000	1-1	1.000	0	1	1	2.8	1	0	1	0	0	0	5	10.1
at LSU	1/28/15	*	30	3-9	.333	2-5	.400	2-2	1.000	1	4	5	2.9	2	0	1	1	0	1	10	10.1
Georgia	1/31/15	*	33	1-5	.200	1-4	.250	8-8	1.000	1	4	5	3.0	3	0	3	2	0	1	10	10.1
at Arkansas	2/3/15	*	24	2-5	.400	2-4	.500	1-2	.500	1	0	1	2.9	4	0	1	3	0	0	7	10.0
at Vanderbilt	2/7/15	*	32	2-8	.250	0-3	.000	2-2	1.000	0	2	2	2.9	1	0	3	3	0	0	6	9.8
Missouri	2/10/15																				
at Kentucky	2/14/15																				
at Georgia	2/17/15																				
Texas A&M	2/21/15																				
at Alabama	2/24/15																				
Mississippi State	2/28/15																				
Arkansas	3/5/15																				
at Tennessee	3/7/15																				

Per 40 Minutes	FGM	FTM	Rebs	Fouls	Assists	Blocks	Steals	Points
	4.4	3.7	4.0	2.8	4.6	0.4	1.7	13.5

CAREER STATISTICS

Season	GP-GS	Min	Avg	FG	FGA	Pct	3FG	3FGA	Pct	FT	FTA	Pct	Off	Def	Tot	Avg	PF	FO	Ast	TO	Blk	Stl	Pts	Avg
2011-12*	32-9	567	17.7	33	106	.311	6	26	.230	35	40	.875	2	31	33	1.0	47	2	65	58	2	19	107	3.3
2012-13	DNP - Transfer																							
2013-14	16-9	430	26.9	52	142	.366	8	19	.421	67	89	.753	10	37	47	2.9	25	0	55	30	1	10	179	11.2
2014-15	22-22	637	29.0	70	181	.387	16	57	.281	59	70	.843	9	55	64	2.9	45	0	74	39	6	27	215	9.8
Totals	70-40	1634	23.3	155	429	.361	30	102	.294	161	199	.809	21	123	144	2.1	117	2	194	127	9	56	501	7.2

* indicates at Villanova

CAREER SEC STATISTICS

Season	GP-GS	Min	Avg	FG	FGA	Pct	3FG	3FGA	Pct	FT	FTA	Pct	Off	Def	Tot	Avg	PF	FO	Ast	TO	Blk	Stl	Pts	Avg
2014	3-0	68	22.7	7	26	.269	1	3	.333	12	15	.800	5	9	14	4.7	5	0	7	7	0	1	27	9.0
2015	10-10	312	31.2	31	88	.352	9	31	.290	32	35	.914	5	26	31	3.1	24	0	27	20	1	10	103	10.3
Totals	13-10	380	29.2	38	114	.333	10	34	.294	44	50	.880	10	35	45	3.5	29	0	34	27	1	11	130	10.0



#24 - MICHAEL CARRERA

JUNIOR | FORWARD | 6'5" | 212 | 2 LETTERS

ANZOÁTEGUI, VENEZUELA/MONTROSE CHRISTIAN

SEASON NOTABLES

- Pulled down a team high 15 rebounds, with two assists and two blocks in exhibition vs. Benedict
- Scored eight points with three rebounds in just 17 minutes against North Florida
- Hit all four free throw attempts and scored 10 points with six rebounds vs. Baylor
- Scored 11 points against Charlotte, surpassing 500 career points in the process
- Returned from injury to score six points with six rebounds in just 10 minutes vs. Clemson
- Secured a season-best eight rebounds in a win over Coker
- Had his best game of the season against Alabama, with 12 points, eight rebounds and seven free throws. Five of those free throws came in the final six minutes of the game to help seal the two-point win
- Set a season high for rebounds after recording nine against Tennessee, adding eight points in 22 minutes
- Secured nine rebounds in just 22 minutes against Kentucky, adding in seven points
- Set season highs in rebounds (10) and 3-pointers (2) on the road at LSU

CARRERA'S SUPERLATIVES

POINTS

Career: 23, vs. LSU (Jan. 16, 2013)
Season: 12, vs. Alabama (Jan. 13, 2015)

FIELD GOALS

Career: 7, vs. LSU (Jan. 16, 2013)
Season: 5, vs. Charlotte (Nov. 21, 2014)

FIELD GOAL ATTEMPTS

Career: 13, 2x, last vs. Texas A&M (March 2, 2013)
Season: 10, vs. Georgia (Jan. 31, 2015)

3-POINT FIELD GOALS

Career: 2, 4x, last at LSU (Jan. 28, 2015)
Season: 2, at LSU (Jan. 28, 2015)

3-POINT FIELD GOAL ATTEMPTS

Career: 5, vs. Longwood (Nov. 9, 2013)
Season: 2, vs. Charlotte (Nov. 21, 2014)

FREE THROWS

Career: 9, vs. LSU (Jan. 16, 2013)
Season: 7, vs. Alabama (Jan. 13, 2015)

FREE THROW ATTEMPTS

Career: 10, vs. LSU (Jan. 16, 2013)
Season: 8, vs. Alabama (Jan. 13, 2015)

REBOUNDS

Career: 15, vs. Milwaukee (Nov. 1, 2012)
Season: 10, at LSU (Jan. 28, 2015)

ASSISTS

Career: 5, vs. Auburn (Jan. 12, 2013)
Season: 2, vs. North Florida (Nov. 14, 2014)

BLOCKS

Career: 4, twice, last vs. Alabama (Feb. 15, 2014)
Season: 2, 4x, last at LSU (Jan. 28, 2015)

STEALS

Career: 4, at Texas A&M (Jan. 15, 2014)
Season: 1, 4x, last vs. Alabama (Jan. 13, 2015)

MINUTES PLAYED

Career: 36, vs. LSU (Jan. 16, 2013)
Season: 28, twice, last vs. Georgia (Jan. 31, 2015)

2014-15

Opponent	Date	GS	Min	FG-FGA	Pct	3FG-FGA	Pct	FT-FTA	Pct	Off	Def	Tot	Avg	PF	FO	A	TO	Blk	Stl	Pts	Avg	
North Florida	11/14/14	*	17	2-4 .500	0-0 .000	4-6 .667	2	1 3	3.0	1 0	2 1	1 1	1 8	8.0								
Baylor	11/18/14	*	27	3-8 .375	0-1 .000	4-4 1.000	2	4 6	4.5	5 1	1 1	0 0	10 9.0									
vs. Cornell	11/20/14	*	17	2-3 .667	1-1 1.000	0-0 .000	0	4 4	4.3	2 0	0 2	2 0	5 7.7									
vs. Charlotte	11/21/14	*	20	5-8 .625	1-2 .500	0-0 .000	0	2 2	3.8	2 0	0 1	2 0	11 8.5									
vs. Akron	11/23/14	*	16	1-5 .200	0-1 .000	0-4 .000	2	1 3	3.6	2 0	0 2	1 0	2 7.2									
UNC Asheville	11/26/14																					
at Marshall	12/1/14																					
Oklahoma State	12/6/14																					
Clemson	12/19/14		10	2-3 .667	0-0 .000	2-2 1.000	3	3 6	4.0	2 0	0 2	1 1	0 6 7.0									
Coker	12/21/14		16	0-3 .000	0-0 .000	0-0 .000	3	5 8	4.6	4 0	0 1	1 0	0 6.0									
NA&T	12/30/14		14	0-4 .000	0-0 .000	1-2 .500	0	5 5	4.6	2 0	0 1	0 0	1 5.4									
vs. Iowa State	1/3/15		15	1-2 .500	0-0 .000	1-1 1.000	0	0 0	4.1	3 0	0 0	1 1	3 5.1									
Florida	1/7/15		5	1-2 .500	0-0 .000	0-0 .000	2	0 2	3.9	2 0	0 0	1 0	2 4.8									
at Ole Miss	1/10/15		27	2-4 .500	1-1 1.000	0-0 .000	0	6 6	4.1	2 0	1 1	0 1	5 4.8									
Alabama	1/13/15		21	2-4 .500	1-1 1.000	7-8 .875	4	4 8	4.4	3 0	0 2	0 1	12 5.4									
at Auburn	1/17/15		16	2-4 .500	0-1 .000	0-0 .000	1	1 2	4.2	5 1	1 1	0 1	4 5.3									
Tennessee	1/20/15		22	3-5 .600	0-0 .000	2-2 1.000	5	4 9	4.6	2 0	1 0	2 0	8 5.5									
Kentucky	1/24/15	*	22	2-8 .250	0-1 .000	3-4 .750	5	4 9	4.9	3 0	0 2	0 0	7 5.6									
at LSU	1/28/15	*	28	3-6 .500	2-3 .667	1-2 .500	4	6 10	5.2	3 0	0 3	2 0	9 5.8									
Georgia	1/31/15	*	28	2-10 .200	0-2 .000	4-6 .667	3	6 9	5.4	4 0	1 0	1 0	8 5.9									
at Arkansas	2/3/15	*	21	1-4 .250	0-1 .000	2-2 1.000	2	7 9	5.6	0 0	0 3	1 0	4 5.8									
at Vanderbilt	2/7/15	*	10	1-2 .500	0-1 .000	3-3 1.000	1	1 2	5.4	2 0	0 1	0 1	5 5.8									
Missouri	2/10/15																					
at Kentucky	2/14/15																					
at Georgia	2/17/15																					
Texas A&M	2/21/15																					
at Alabama	2/24/15																					
Mississippi State	2/28/15																					
Arkansas	3/5/15																					
at Tennessee	3/7/15																					

Per 40 Minutes	FGM	FTM	Rebs	Fouls	Assists	Blocks	Steals	Points
	4.0	3.9	11.7	5.6	0.8	1.7	0.7	12.5

CAREER STATISTICS

Season	GP-GS	Min	Avg	FG	FGA	Pct	3FG	3FGA	Pct	FT	FTA	Pct	Off	Def	Tot	Avg	PF	FO	Ast	TO	Blk	Stl	Pts	Avg
2012-13	27-22	572	21.2	89	201	.443	7	20	.350	83	112	.741	80	115	195	7.2	85	5	17	51	17	9	268	9.9
2013-14	33-20	649	19.7	64	169	.379	7	30	.233	63	100	.630	76	110	186	5.6	87	1	17	38	32	26	198	6.0
2014-15	18-9	342	19.0	34	87	.391	6	15	.400	31	43	.721	38	63	101	5.6	47	2	7	21	15	5	105	5.8
Totals	79-52	1573	19.9	188	459	.410	20	66	.303	180	258	.698	195	289	484	6.1	221	8	41	111	64	41	576	7.3

CAREER SEC STATISTICS

Season	GP-GS	Min	Avg	FG	FGA	Pct	3FG	3FGA	Pct	FT	FTA	Pct	Off	Def	Tot	Avg	PF	FO	Ast	TO	Blk	Stl	Pts	Avg
2013	18-15	394	21.9	59	139	.424	5	15	.333	53	74	.716	54	77	131	7.3	57	4	11	32	8	8	176	9.8
2014	18-14	395	21.9	34	90	.378	3	13	.231	32	55	.582	49	69	118	6.6	52	1	9	18	19	16	103	5.7
2015	10-5	200	20.0	19	49	.388	4	11	.364	22	27	.815	27	39	66	6.6	26	1	4	13	7	4	64	6.4
Totals	46-34	990	21.5	112	278	.403	12	39	.308	107	156	.686	130	185	315	6.8	135	6	24	63	34	28	343	7.5



#15 - REGGIE THEUS JR.

SOPHOMORE | FORWARD | 6'6" | 221 | 1 LETTER

LOS ANGELES, CALIF./FAIRFAX

SEASON NOTABLES

- Scored two points in exhib. win vs. Benedict
- Played four minutes in the season opener against North Florida, picking up one steal
- Scored his first points of the season on a dunk against UNC Asheville
- Saw his first minutes of conference action on the road at Arkansas

THEUS JR.'S SUPERLATIVES

POINTS

Career: 3, vs. Marshall (Dec. 30, 2013)

Season: 2, twice, last vs. N. Carolina A&T (Dec. 30, 2014)

FIELD GOALS

Career: 1, 4x, last vs. North Carolina A&T (Dec. 30, 2014)

Season: 1, twice, last vs. N. Carolina A&T (Dec. 30, 2014)

FIELD GOAL ATTEMPTS

Career: 2, 3x, last vs. Coker (Dec. 21, 2014)

Season: 2, vs. Coker (Dec. 21, 2014)

3-POINT FIELD GOALS

Career:

Season:

3-POINT FIELD GOAL ATTEMPTS

Career:

Season:

FREE THROWS

Career: 1, 3x, vs. Florida (March 4, 2014)

Season:

FREE THROW ATTEMPTS

Career: 4, vs. Marshall (Dec. 30, 2013)

Season:

REBOUNDS

Career: 3, vs. Marshall (Dec. 30, 2013)

Season: 1, twice, last at Arkansas (Feb. 3, 2015)

ASSISTS

Career: 1, twice, last at Georgia (Jan. 22, 2014)

Season:

BLOCKS

Career:

Season:

STEALS

Career: 1, 4x, last vs. UNC Asheville (Nov. 26, 2014)

Season: 1, 3x, last vs. UNC Asheville (Nov. 26, 2014)

MINUTES PLAYED

Career: 13, at Georgia (Jan. 22, 2014)

Season: 4, 5x, last vs. N Carolina A&T (Dec. 30, 2014)

2014-15

Opponent	Date	GS	Min	FG-FGA	Pct	3FG-FGA	Pct	FT-FTA	Pct	Off	Def	Tot	Avg	PF	FO	A	TO	Blk	Sd	Pts	Avg
North Florida	11/14/14		4	0-0	.000	0-0	.000	0-0	.000	0	0	0	0.0	1	0	0	0	0	1	0	0.0
Baylor	11/18/14									DNP - Coach's Decision											
vs. Cornell	11/20/14		4	0-0	.000	0-0	.000	0-0	.000	0	0	0	0.0	0	0	0	0	0	1	0	0.0
vs. Charlotte	11/21/14		0+	0-0	.000	0-0	.000	0-0	.000	0	0	0	0.0	0	0	0	0	0	0	0	0.0
vs. Akron	11/23/14		1	1-1	1.000	0-0	.000	0-0	.000	0	0	0	0.0	0	0	0	1	0	0	2	0.5
UNC Asheville	11/26/14									DNP - Coach's Decision											
at Marshall	12/1/14		1	0-0	.000	0-0	.000	0-0	.000	0	0	0	0.0	0	0	0	0	0	0	0	0.4
Oklahoma State	12/6/14		2	0-0	.000	0-0	.000	0-0	.000	0	0	0	0.0	1	0	0	0	0	0	0	0.3
Clemson	12/19/14		2	0-0	.000	0-0	.000	0-0	.000	0	0	0	0.0	0	0	0	0	0	0	0	0.3
Coker	12/21/14		4	0-2	.000	0-0	.000	0-0	.000	0	0	0	0.0	0	0	0	0	0	0	0	0.3
NA&T	12/30/14		4	1-1	1.000	0-0	.000	0-0	.000	0	1	1	0.1	0	0	0	0	0	0	2	0.4
vs. Iowa State	1/3/15									DNP - Coach's Decision											
Florida	1/7/15									DNP - Coach's Decision											
at Ole Miss	1/10/15									DNP - Coach's Decision											
Alabama	1/13/15									DNP - Coach's Decision											
at Auburn	1/17/15									DNP - Coach's Decision											
Tennessee	1/20/15									DNP - Coach's Decision											
Kentucky	1/24/15									DNP - Coach's Decision											
at LSU	1/28/15									DNP - Coach's Decision											
Georgia	1/31/15									DNP - Coach's Decision											
at Arkansas	2/3/15		2	0-0	.000	0-0	.000	0-0	.000	1	0	1	0.2	0	0	0	0	0	0	0	0.4
at Vanderbilt	2/7/15									DNP - Coach's Decision											
Missouri	2/10/15									DNP - Coach's Decision											
at Kentucky	2/14/15									DNP - Coach's Decision											
at Georgia	2/17/15									DNP - Coach's Decision											
Texas A&M	2/21/15									DNP - Coach's Decision											
at Alabama	2/24/15									DNP - Coach's Decision											
Mississippi State	2/28/15									DNP - Coach's Decision											
Arkansas	3/5/15									DNP - Coach's Decision											
at Tennessee	3/7/15									DNP - Coach's Decision											

Per 40 Minutes	FGM	FTM	Rebs	Fouls	Assists	Blocks	Steals	Points
	3.3	0.0	3.3	1.7	0.0	0.0	5.0	6.7

CAREER STATISTICS

Season	GP-GS	Min	Avg	FG	FGA	Pct	3FG	3FGA	Pct	FT	FTA	Pct	Off	Def	Tot	Avg	PF	FO	Ast	TO	Blk	Stl	Pts	Avg
2013-14	11-0	39	3.5	2	7	.286	0	0	.000	3	10	.300	3	3	6	0.5	5	0	2	1	0	1	7	0.6
2014-15	10-0	24	2.4	2	4	.500	0	1	.000	0	0	.000	1	1	2	0.2	1	0	0	2	0	3	4	0.4
Totals	21-0	63	3.0	4	11	.364	0	1	.000	3	10	.300	4	4	8	0.4	6	0	2	3	0	4	11	0.5

CAREER SEC STATISTICS

Season	GP-GS	Min	Avg	FG	FGA	Pct	3FG	3FGA	Pct	FT	FTA	Pct	Off	Def	Tot	Avg	PF	FO	Ast	TO	Blk	Stl	Pts	Avg
2014	5-0	22	4.4	0	1	.000	0	0	.000	2	6	.333	0	1	1	0.2	5	0	1	0	0	0	2	0.4
2015	1-0	2	2.0	0	0	.000	0	0	.000	0	0	.000	1	0	1	1.0	0	0	0	0	0	0	0	0.0
Totals	6-0	24	4.0	0	1	.000	0	0	.000	2	6	.333	1	1	2	0.3	5	0	1	0	0	0	2	0.3



#12 - SHAMIEK SHEPPARD

FRESHMAN | GUARD | 6'6" | 215 | HS

BROOKLYN, N.Y./SOUTH SHORE/FISHBURNE MILITARY SCHOOL (WAYNESBORO CITY, VA.)

SEASON NOTABLES

- Returned from knee surgery to play against North Carolina A&T, playing five minutes and hitting a three with two rebounds
- Saw his first action in conference games against Tennessee, playing three minutes

SHEPPARD'S SUPERLATIVES

POINTS

3, vs. North Carolina A&T (Dec. 30, 2014)

FIELD GOALS

1, 4x, last vs. Georgia (Jan. 31, 2015)

FIELD GOAL ATTEMPTS

5, at LSU (Jan. 28, 2015)

3-POINT FIELD GOALS

1, vs. North Carolina A&T (Dec. 30, 2014)

3-POINT FIELD GOAL ATTEMPTS

2, at LSU (Jan. 28, 2015)

FREE THROWS

FREE THROW ATTEMPTS

2, at LSU (Jan. 28, 2015)

REBOUNDS

2, twice, last vs. Iowa State (Jan. 5, 2015)

ASSISTS

BLOCKS

1, 3x, last at LSU (Jan. 28, 2015)

STEALS

1, twice, last vs. Georgia (Jan. 31, 2015)

MINUTES PLAYED

14, at LSU (Jan. 28, 2015)

2014-15

Opponent	Date	GS	Min	FG-FGA	Pct	3FG-FGA	Pct	FFFTA	Pct	Off	Def	Tot	Avg	PF	FO	A	TO	Blk	Stl	Pts	Avg	
North Florida	11/14/14																					
Baylor	11/18/14																					
vs. Cornell	11/20/14																					
vs. Charlotte	11/21/14																					
vs. Akron	11/23/14																					
UNC Asheville	11/26/14																					
at Marshall	12/1/14																					
Oklahoma State	12/6/14																					
Clemson	12/19/14																					
Coker	12/21/14																					
NA&T	12/30/14		5	1-2	.500	1-1	1.000	0-0	.000	1	1	2	2.0	0	0	0	1	0	0	3	3.0	
vs. Iowa State	1/3/15		11	1-4	.250	0-0	.000	0-0	.000	1	1	2	2.0	2	0	0	0	1	1	2	2.5	
Florida	1/7/15																					
at Ole Miss	1/10/15																					
Alabama	1/13/15																					
at Auburn	1/17/15																					
Tennessee	1/20/15		3	0-2	.000	0-0	.000	0-0	.000	0	0	0	1.3	1	0	0	0	1	0	0	1.7	
Kentucky	1/24/15																					
at LSU	1/28/15		14	1-5	.250	0-0	.000	0-2	.000	2	0	2	1.5	1	0	0	1	1	1	2	1.8	
Georgia	1/31/15		5	1-1	1.000	0-0	.000	0-0	.000	0	0	0	1.2	1	0	0	0	0	1	2	1.8	
at Arkansas	2/3/15																					
at Vanderbilt	2/7/15																					
Missouri	2/10/15																					
at Kentucky	2/14/15																					
at Georgia	2/17/15																					
Texas A&M	2/21/15																					
at Alabama	2/24/15																					
Mississippi State	2/28/15																					
Arkansas	3/5/15																					
at Tennessee	3/7/15																					

Per 40 Minutes	FGM	FTM	Rebs	Fouls	Assists	Blocks	Steals	Points
4.2	0.0	6.3	5.3	0.0	3.2	3.2	9.5	

CAREER STATISTICS

Season	GP-GS	Min	Avg	FG	FGA	Pct	3FG	3FGA	Pct	FT	FTA	Pct	Off	Def	Tot	Avg	PF	FO	Ast	TO	Blk	Stl	Pts	Avg
2014-15	5-0	38	7.6	4	14	.286	1	11	1.000	0	2	.000	4	2	6	1.2	5	0	0	2	3	3	9	1.8

CAREER SEC STATISTICS

Season	GP-GS	Min	Avg	FG	FGA	Pct	3FG	3FGA	Pct	FT	FTA	Pct	Off	Def	Tot	Avg	PF	FO	Ast	TO	Blk	Stl	Pts	Avg
2015	3-0	22	7.3	2	8	.250	0	0	.000	0	2	.000	2	0	0	0.7	2	0	0	1	2	2	4	1.3



#1 MARCUS STROMAN

FRESHMAN | GUARD | 6'2" | 183 | HS

COLUMBIA, S.C./KEENAN

SEASON NOTABLES

- Scored five points in exhibition win vs. Benedict, adding three assists
- Commanded the offense in his first regular season game, scoring six points with six assists and two steals in 25 minutes, all while committing zero turnovers.
- Led the bench scoring with 10 points, adding five rebounds and three assists against Baylor
- Picked up three steals and scored six points with three assists against Cornell
- Stacked the box score with nine points, six rebounds and four assists against Akron
- Scored seven points with six assists and four rebounds in a win over UNC Asheville
- Passed out five assists with four points and a season-high eight rebounds against Oklahoma State
- Set a new career high with eight assist versus just one turnover against Coker
- Played 28 minutes at Arkansas, totaling 10 points, six assists and four rebounds

STROMAN'S SUPERLATIVES

POINTS
10, twice, last at Arkansas (Feb. 3, 2015)

FIELD GOALS
4, vs. Akron (Nov. 23, 2014)

FIELD GOAL ATTEMPTS
9, at Arkansas (Feb. 3, 2015)

3-POINT FIELD GOALS
1, vs. Baylor (Nov. 18, 2014)

3-POINT FIELD GOAL ATTEMPTS
3, twice, last at Arkansas (Feb. 3, 2015)

FREE THROWS
4, twice, last at Arkansas (Feb. 3, 2015)

FREE THROW ATTEMPTS
6, vs. Cornell (Nov. 20, 2014)

REBOUNDS
8, vs. Oklahoma St. (Dec. 6, 2014)

ASSISTS
8, vs. Coker (Dec. 21, 2014)

BLOCKS
1, 3x, last at LSU (Jan. 28, 2015)

STEALS
3, vs. Cornell (Nov. 20, 2014)

MINUTES PLAYED
29, vs. Florida (Jan. 7, 2015)

2014-15

Opponent	Date	GS	Min	FG-FGA	Pct	3FG-FGA	Pct	FT-FTA	Pct	Off	Def	Tot	Avg	PF	FO	A	TO	Blk	Sd	Pts	Avg
North Florida	11/14/14	25	3-7	.429	0-1	.000	0-0	.000	0	3	3	3.0	1	0	6	0	0	2	6	6.0	
Baylor	11/18/14	27	3-6	.500	1-3	.333	3-4	.750	2	3	5	4.0	1	0	3	1	1	1	10	8.0	
vs. Cornell	11/20/14	25	1-6	.167	0-1	.000	4-6	.667	0	1	1	3.0	1	0	3	2	0	3	6	7.3	
vs. Charlotte	11/21/14	22	1-2	.500	0-0	.000	2-2	1.000	0	3	3	3.0	3	0	4	1	0	1	4	6.5	
vs. Akron	11/23/14	26	4-7	.571	0-0	.000	1-2	.500	2	4	6	3.6	3	0	4	3	0	0	9	7.0	
UNC Asheville	11/26/14	25	2-3	.667	0-0	.000	3-3	1.000	0	4	4	3.7	3	0	6	5	0	1	7	7.0	
at Marshall	12/1/14	25	2-4	.500	0-1	.000	2-4	.500	1	3	4	3.7	1	0	3	5	0	0	6	6.9	
Oklahoma State	12/6/14	25	2-6	.333	0-0	.000	0-1	.000	2	6	8	4.3	2	0	5	2	0	1	4	6.5	
Clemson	12/19/14	19	0-2	.000	0-1	.000	2-6	.333	0	3	3	4.1	1	0	2	2	0	0	2	6.0	
Coker	12/21/14	22	0-2	.000	0-0	.000	0-0	.000	2	2	4	4.1	2	0	8	1	0	0	0	5.4	
NA&T	12/30/14	17	2-3	.667	0-0	.000	1-3	.333	1	4	5	4.2	1	0	7	2	1	0	5	5.4	
vs. Iowa State	1/3/15	9	1-1	1.000	0-0	.000	0-0	.000	1	1	2	4.0	3	0	1	3	0	1	2	5.1	
Florida	1/7/15	29	2-5	.400	0-1	.000	3-5	.600	0	0	0	3.7	3	0	3	4	0	2	7	5.2	
at Ole Miss	1/10/15	11	1-4	.250	0-1	.000	0-0	.000	0	0	0	3.4	3	0	2	1	0	0	2	5.0	
Alabama	1/13/15	20	0-1	.000	0-0	.000	3-4	.750	0	4	4	3.5	3	0	3	1	0	1	3	4.9	
at Auburn	1/17/15	22	1-3	.333	0-0	.000	0-1	.000	1	0	1	3.3	3	0	2	3	0	0	2	4.7	
Tennessee	1/20/15	15	2-4	.500	1-1	1.000	0-0	.000	0	0	0	3.1	1	0	2	0	0	2	5	4.7	
Kentucky	1/24/15	26	1-7	.143	0-1	.000	3-4	.750	1	1	2	3.1	2	0	2	1	1	1	5	4.7	
at LSU	1/28/15	15	1-3	.333	0-1	.000	0-0	.000	1	2	3	3.0	4	0	1	2	1	0	2	4.6	
Georgia	1/31/15	15	2-5	.400	0-1	.000	1-2	.500	0	1	1	3.0	3	0	1	3	0	1	5	4.6	
at Arkansas	2/3/15	28	3-9	.333	0-3	.000	4-5	.800	1	3	4	3.0	3	0	6	4	0	0	10	4.9	
at Vanderbilt	2/7/15	22	1-3	.333	0-0	.000	1-2	.500	0	4	4	3.0	3	0	5	1	0	1	3	4.8	
Missouri	2/10/15																				
at Kentucky	2/14/15																				
at Georgia	2/17/15																				
Texas A&M	2/21/15																				
at Alabama	2/24/15																				
Mississippi State	2/28/15																				
Arkansas	3/5/15																				
at Tennessee	3/7/15																				

Per 40 Minutes	FGM	FTM	Rebs	Fouls	Assists	Blocks	Steals	Points
	3.0	2.8	5.7	4.3	6.7	0.3	1.5	8.9

CAREER STATISTICS

Season	GP-GS	Min	Avg	FG	FGA	Pct	3FG	3FGA	Pct	FT	FTA	Pct	Off	Def	Tot	Avg	PF	FO	Ast	TO	Blk	Stl	Pts	Avg
2014-15	22-0	470	21.4	35	93	.376	2	17	.118	33	54	.611	15	52	67	3.0	50	0	79	47	4	18	105	4.8

CAREER SEC STATISTICS

Season	GP-GS	Min	Avg	FG	FGA	Pct	3FG	3FGA	Pct	FT	FTA	Pct	Off	Def	Tot	Avg	PF	FO	Ast	TO	Blk	Stl	Pts	Avg
2015	10-0	203	20.3	14	44	.318	1	10	.100	15	23	.652	4	15	19	1.9	28	0	27	20	2	8	44	4.4

THE LAST TIME IN SOUTH CAROLINA BASKETBALL ...

AN INDIVIDUAL ...

Scored 20 or more points:	South Carolina: Tyrone Johnson (20), vs. Florida, Jan. 7, 2015 in Columbia, S.C. Opponent: KT Harrell (24), Auburn, Jan. 17, 2015 in Auburn, Ala.
Scored 30 or more points:	South Carolina: Brenton Williams (32) at Missouri, Jan. 25, 2014 in Columbia, Mo. Opponent: Andrew Rowsey (30), UNC Asheville, Nov. 26, 2014 in Columbia, S.C.
Scored 35 or more points:	South Carolina: Brenton Williams (38) vs. Miss. State, March 6, 2013 in Columbia, S.C. Opponent: Michael Frazier II (37), Florida, March 4, 2014 in Columbia, S.C.
Scored 40 or more points:	South Carolina: N/A thru 1992-93 season Opponent: Austin Carr (43), Notre Dame, Dec. 30, 1969 in New Orleans, La.
Collected 20 or more rebounds:	South Carolina: Emmett Hall (23), vs. College of Charleston, Dec. 22, 1993 in Columbia, S.C. Opponent: Ekpe Udoh (20), Baylor, Jan. 2, 2010 in Columbia, S.C.
Collected 15 or more rebounds:	South Carolina: Lakeem Jackson (15), vs. UALR, Nov. 25, 2012 in Puerto Vallarta, Mexico Opponent: Trey James (15), Coker, Dec. 21, 2014 in Columbia, S.C.
Made 12 or more field goals:	South Carolina: Devan Downey (12) vs. Georgia, Jan. 30, 2010 in Columbia, S.C. Opponent: Michael Frazier II (12), Florida, March 4, 2014 in Columbia, S.C.
Made 10 or more field goals:	South Carolina: Duane Notice (10), at Marshall Dec. 1, 2014 in Huntington, W.Va. Opponent: Elston Turner (10), Texas A&M, March 2, 2013 in College Station, Texas
Attempted 20 or more field goals:	South Carolina: Sindarius Thornwell (24), vs. Charlotte Nov. 21, 2014 in Charleston, S.C. Opponent: Michael Frazier II (21), Florida, March 4, 2014 in Columbia, S.C.
Attempted 25 or more field goals:	South Carolina: Devan Downey, 25, at Kentucky, Feb. 25, 2010 in Lexington, Ky. Opponent: Kemmy Burgess (Alaska-Anchorage), 26, Nov. 24, 2005 in Anchorage, Alaska
Dished 10 or more assists:	South Carolina: Devan Downey, 11, vs. LSU, March 13, 2008 in Atlanta, Ga. Opponent: 11, Dee Bost, Mississippi State, Feb. 29, 2012 in Columbia, S.C.
Swiped 5 or more steals:	South Carolina: Sindarius Thornwell, 6 vs. UNC Asheville, Nov. 26, 2014 in Columbia, S.C. Opponent: 5, Allen Payne, Auburn, Feb. 26, 2014 in Auburn, Ala.
Blocked 5 or more shots:	South Carolina: Damontre Harris, 5, vs. Georgia, Feb. 15, 2012 in Columbia, S.C. Opponent: Jarell Martin and Jordan Mickey (6), LSU, Jan. 28, 2015 in Baton Rouge, La.
Made 5 or more 3-point field goals:	South Carolina: Duane Notice (5), vs. Clemson Dec. 19, 2014 in Columbia, S.C. Opponent: Andrew Rowsey (6), UNC Asheville, Nov. 26, 2014 in Columbia, S.C.
Attempted 8 or more 3-point field goals:	South Carolina: Duane Notice (9), vs. Clemson Dec. 19, 2014 in Columbia, S.C. Opponent: Austin Loop (10), Marshall, Dec. 1, 2014 in Huntington, W.Va.
Made 10 or more free throws:	South Carolina: Brenton Williams (15), vs. Kentucky, March 1, 2014 in Columbia, S.C. Opponent: J.J. Frazier (11), Georgia, Jan. 31, 2015 in Athens, Ga.
Attempted 15 or more free throws:	South Carolina: Brenton Williams (16) vs. Kentucky, March 1, 2014 in Columbia, S.C. Opponent: Shawn Smith (15), Marshall (Dec. 30, 2013) in Columbia, S.C.
Played all 40 minutes of regulation:	South Carolina: Brenton Williams, at Mississippi State, March 8, 2014 in Starkville, Miss. Opponent: Frank Sullivan, Auburn, Jan. 12, 2013 in Columbia, S.C.
A player hit a last-second shot (within 3 seconds) to win a game:	South Carolina: Bruce Ellington vs. Alabama, Jan. 25, 2012 in Columbia, S.C. Opponent: Brian Bryant, Mississippi State, Feb. 29, 2012 in Columbia, S.C.
A player had a double-double:	South Carolina: Laimonas Chatkevicius (15 points, 11 rebounds), at Auburn, Jan. 17, 2015 in Auburn, Ala. Opponent: James Siakam (16 points, 10 rebounds), Vanderbilt, Feb. 7, 2015 in Nashville, Tenn.
Two or more players had a double-double:	S. Carolina: Michael Carrera (23 points, 10 rebounds) and Lakeem Jackson (11 points, 11 rebounds) at LSU, Jan. 16, 2013 in Baton Rouge, La. Opponent: Alex Oriakhi (18 points, 11 rebounds), Earnest Ross (21 points, 10 rebounds) Missouri, Jan. 22, 2013 in Columbia, Mo.
A player had a triple-double:	South Carolina: Sam Muldrow (16 points, 14 rebounds, 10 blocks) vs. Vanderbilt, Jan. 8, 2011 in Columbia, S.C. *** Only second triple-double in South Carolina history (Chuck Eidson (25 points, 10 rebounds, 10 assists) vs. SC State, Nov. 29, 2002 in Columbia, S.C. Opponent: Daniel Hackett (Southern California - 22 points, 10 rebounds, 10 assists), Nov. 17, 2007 in Columbia, S.C.
Scored 30 or more points in back-to-back games:	South Carolina: Devan Downey, 30 vs. Kentucky, Jan. 26, 2010 in Columbia, S.C. 33 vs. Georgia, Jan. 30, 2010, in Columbia, S.C.
Scored 25 or more points in back-to-back games:	South Carolina: Devan Downey, 33 vs. Georgia, Jan. 30, 2010, in Columbia, S.C. 26 at Tennessee, Feb. 6, 2010 in Knoxville, Tenn.

A TEAM...

Scored 100 or more points:	South Carolina: 103 vs. The Citadel, Nov. 12, 2007 in Columbia, S.C. Opponent: 107, Vanderbilt, Feb. 17, 1996 in Nashville, Tenn.
Scored 50 points or less:	South Carolina: 46, vs. Florida, March 4, 2014 in Columbia S.C. Opponent: 50, Georgia, Jan. 31, 2015 in Athens, Ga.
Scored 50 points in a half:	South Carolina: 52 (2nd half) vs. UNC Asheville Nov. 26, 2014 in Columbia, S.C. Opponent: 52 (2nd half) vs. Georgia Jan. 22, 2014 in Athens, Ga.
Failed to score 25 points in a half:	South Carolina: 24 (2nd half), at Vanderbilt, Feb. 7, 2015 in Nashville, Tenn. Opponent: 22 (1st half), Vanderbilt, Feb. 7, 2015 in Nashville, Tenn.

Collected 50 or more rebounds:	South Carolina: 50, vs. Longwood, Nov. 9, 2013 in Columbia, S.C. Opponent: 52, WKU, Nov. 27, 2010 in Bowling Green, Ky.
Shot 60% or better from the field:	South Carolina: 60.8% (31-51) at Western Carolina, Nov. 18, 2005 in Cullowhee, N.C. Opponent: 69.6% (32-46) Missouri, Feb. 28, 2013 in Columbia, S.C.
Shot 50% or better from the field:	South Carolina: 50.0% (26-52), at Auburn, Jan. 17, 2015 in Auburn, Ala. Opponent: 57.5% (23-40) Tennessee, Jan. 20, 2015 in Columbia, S.C.
Shot less than 30% from the field:	South Carolina: 27.9% (17-61), at Arkansas, Feb. 3, 2015 in Fayetteville, Ark. Opponent: 28.6% (16-56), Marshall, Dec. 1, 2014 in Huntington, W.Va.
Shot 50% or better from 3-point range (at least 10 attempts):	South Carolina: 73.3% (11-15), vs. Auburn, March 12, Atlanta, Ga. Opponent 55.6% (10-18), Tennessee, Jan. 20, 2015 in Columbia, S.C.
Shot 20% or less from 3-point range (at least 10 attempts):	South Carolina: 20.0% (4-20), at Ole Miss, Jan. 10, 2015 in Oxford, Miss. Opponent: 15.4 % (2-13), Arkansas, Feb. 3, 2015 in Fayetteville, Ark.
Dished 20 or more assists:	South Carolina: 20, vs. North Carolina A&T, Dec. 30, 2014 in Columbia, S.C. Opponent: 21, Georgia, Jan. 22, 2014 in Athens, Ga.
Made 35 or more shots:	South Carolina: 35 vs. Elon, Nov. 19, 2010 in Columbia, S.C. Opponent: 35, vs. Tennessee, March 5, 2009 in Columbia, S.C.
Attempted 80 or more shots:	South Carolina: 83 vs. WKU Nov. 27, 2010 in Bowling Green, Ky. Opponent: 83, LSU, Feb. 10, 1996 in Columbia, S.C.
Attempted 70 or more shots:	South Carolina: 72, vs. Providence, Dec. 1, 2011 in Columbia, S.C. Opponent: 71, Arkansas, Feb. 3, 2015 in Fayetteville, Ark.
Made 10 or more 3-pointers:	South Carolina: 11 vs. Auburn, March 12, 2014 in Atlanta, Ga. Opponent: 10, Tennessee, Jan. 20, 2015 in Columbia, S.C.
Did not make a 3-pointer:	South Carolina: 0, vs. Milwaukee, Nov. 11, 2012 in Columbia, S.C. Opponent: 0, Miss. State, Jan. 9, 2013 in Starkville, Miss.
Attempted 30 or more 3-pointers:	South Carolina: 31 vs. Alabama, Jan. 25, 2012 in Columbia, S.C. Opponent: 32, North Florida, Nov. 14, 2014 in Columbia, S.C.
Attempted 25 or more 3-pointers:	South Carolina: 27 vs. Rider, Nov. 19, 2012 in Columbia, S.C. Opponent: 29, UNC Asheville, Nov. 26, 2014 in Columbia, S.C.
Made 30 or more free throws:	South Carolina: 30 vs. Arkansas, March 13, 2014 in Atlanta, Ga. Opponent: 33, Kentucky, March 1, 2014 in Columbia, S.C.
Attempted 40 or more free throws:	South Carolina: 41 vs. Arkansas, March 13, 2014 in Atlanta, Ga. Opponent: 42, Kentucky, March 1, 2014 in Columbia, S.C.
Swiped 15 or more steals:	South Carolina: 15 vs. Vanderbilt, Jan. 16, 2010 in Columbia, S.C. Opponent: 17, Florida, March 4, 2014 in Columbia, S.C.
Blocked 12 or more shots:	South Carolina: 12, vs. Vanderbilt, Jan. 8, 2011 in Columbia, S.C. Opponent: 13, LSU, Jan. 28, 2015 in Baton Rouge, La.
Blocked 8 or more shots:	South Carolina: 9, vs. Coker, Dec. 21, 2014 in Columbia, S.C. Opponent: 8, Arkansas, Feb. 3, 2015 in Fayetteville, Ark.
Won by 30 or more points:	South Carolina: 37, vs. North Carolina A&T, Dec. 30, 2014 in Columbia, S.C. Opponent: 39, Florida, Jan. 30, 2013 in Gainesville, Fla.
Won by 20 or more points:	South Carolina: 37, vs. North Carolina A&T, Dec. 30, 2014 in Columbia, S.C. Opponent: 20, Arkansas, Feb. 3, 2015 in Fayetteville, Ark.
Played a single overtime game:	Win: 82-73 at LSU, Jan. 16, 2013 in Baton Rouge, La. Loss: 62-54 at Georgia, Feb. 23, 2013 in Athens, Ga.
Played a double overtime game:	Win: 87-85 vs. WKU, Nov. 27, 2010 in Bowling Green, Ky. Loss: 98-88 vs. Louisville, Feb. 20, 1988 in Columbia, S.C.
South Carolina played a No. 1 Team in the country:	Win: 68-62 vs. Kentucky, Jan. 26, 2010 in Columbia, S.C. Loss: 58-43 loss vs. Kentucky, Jan. 24, 2015 in Columbia, S.C.
South Carolina played a top-5 opponent:	Win: 68-62 vs. No. 1/1 Kentucky, Jan. 26, 2010 in Columbia, S.C. Loss: 75-36 loss to No. 4/4 Florida, Jan. 30, 2013 in Gainesville, Fla.
South Carolina played a top-10 opponent:	Win: 64-60 vs. No. 9/9 Iowa State, Jan. 3, 2015 in Brooklyn, N.Y. Loss: 58-43 loss vs. Kentucky, Jan. 24, 2015 in Columbia, S.C.
South Carolina played a top-25 opponent:	Win: 64-60 vs. No. 9/9 Iowa State, Jan. 3, 2015 in Brooklyn, N.Y. Loss: 58-43 loss vs. Kentucky, Jan. 24, 2015 in Columbia, S.C.
South Carolina defeated a ranked opponent:	Home: Win: 72-67 win over No. 17/15 Kentucky, March 1, 2014 in Columbia, S.C. Away: 77-73 at No. 13/19 Vanderbilt, March 6, 2010 in Nashville, Tenn. Neutral: 64-60 vs. No. 9/9 Iowa State, Jan. 3, 2015 in Brooklyn, N.Y. SEC Home: Win: 72-67 win over No. 17/15 Kentucky, March 1, 2014 in Columbia, S.C. SEC Away: 77-73 at No. 13/19 Vanderbilt, March 6, 2010 in Nashville, Tenn. Non-conference away: 85-84 at No. 19/20 Baylor, Jan. 2, 2009 in Waco, Texas
A South Carolina win opened the season:	Home: 81-56, vs. North Florida, Nov. 14, 2014 in Columbia, S.C. Away: 81-63 win at Western Carolina, Nov. 12, 2005 in Cullowhee, N.C. Neutral: 74-61 win vs. Chaminade, Nov. 19, 2001 in Maui, Hawaii (Maui Invite)
South Carolina opened SEC play:	Home: 72-68 loss vs. Florida, Jan. 7, 2015 in Gainesville, Fla. Away: 74-58 loss at No. 10/11 Florida, Jan. 8, 2014 in Gainesville, Fla.



South Carolina Basketball
 South Carolina Combined Team Statistics (as of Feb 07, 2015)
 All games

RECORD:	OVERALL	HOME	AWAY	NEUTRAL
ALL GAMES	11-11	8-4	1-5	2-2
CONFERENCE	2-8	2-3	0-5	0-0
NON-CONFERENCE	9-3	6-1	1-0	2-2

##	Player	gp-gs	min	avg	Total		3-Point		F-Throw		Rebounds				pf	dq	a	to	blk	stl	pts	avg
					fg-fga	fg%	3fg-fga	3fg%	ft-fa	ft%	off	def	tot	avg								
00	THORNWELL, Sindari	22-22	642	29.2	76-217	.350	23-86	.267	76-102	.745	39	75	114	5.2	60	3	42	47	9	31	251	11.4
10	NOTICE, Duane	22-22	600	27.3	83-211	.393	31-91	.341	46-62	.742	12	47	59	2.7	42	0	57	38	2	19	243	11.0
04	JOHNSON, Tyrone	22-22	637	29.0	70-181	.387	16-57	.281	59-70	.843	9	55	64	2.9	45	0	74	39	6	27	215	9.8
14	CHATKEVICIUS, L.	22-16	464	21.1	79-150	.527	6-19	.316	20-29	.690	33	76	109	5.0	45	1	13	35	33	7	184	8.4
25	KACINAS, Mindaugas	22-0	463	21.0	52-91	.571	7-19	.368	29-39	.744	53	64	117	5.3	50	2	9	24	10	14	140	6.4
21	HENRY, Demetrius	19-18	388	20.4	50-100	.500	0-2	.000	22-35	.629	27	48	75	3.9	67	4	6	34	19	7	122	6.4
24	CARRERA, Michael	19-10	352	18.5	35-89	.393	6-16	.375	34-46	.739	39	64	103	5.4	49	2	7	22	15	6	110	5.8
01	STROMAN, Marcus	22-0	470	21.4	35-93	.376	2-17	.118	33-54	.611	15	52	67	3.0	50	0	79	47	4	18	105	4.8
20	MCKIE, Justin	16-0	211	13.2	21-57	.368	9-30	.300	15-19	.789	5	26	31	1.9	16	0	6	7	3	6	66	4.1
35	STEELE, Brian	14-0	111	7.9	7-27	.259	6-22	.273	2-2	1.000	1	9	10	0.7	11	0	6	3	1	4	22	1.6
12	SHEPPARD, Shamiek	5-0	38	7.6	4-14	.286	1-1	1.000	0-2	.000	4	2	6	1.2	5	0	0	2	3	3	9	1.8
15	THEUS JR., Reggie	10-0	24	2.4	2-4	.500	0-1	.000	0-0	.000	1	1	2	0.2	1	0	0	2	0	3	4	0.4
Team											37	41	78				6					
Total.....		22	4400		514-1234	.417	107-361	.296	336-460	.730	275	560	835	38.0	441	12	299	306	105	145	1471	66.9
Opponents.....		22	4400		426-1147	.371	127-423	.300	370-512	.723	228	498	726	33.0	427	-	211	316	99	143	1349	61.3

TEAM STATISTICS	SC	OPP	Date	Opponent	Score	Att.
SCORING	1471	1349	11/14/14	UNF	w 81-56	10473
Points per game	66.9	61.3	! 11/18/14	BAYLOR	L 65-69	13291
Scoring margin	+5.5	-	& 11/20/14	vs Cornell	w 69-45	2517
FIELD GOALS-ATT	514-1234	426-1147	& 11/21/14	vs Charlotte	L 63-65	2430
Field goal pct	.417	.371	& 11/23/14	vs Akron	L 63-68	1523
3 POINT FG-ATT	107-361	127-423	11/26/14	UNC ASHEVILLE	w 89-75	8330
3-point FG pct	.296	.300	12/1/14	at Marshall	w 77-59	5013
3-pt FG made per game	4.9	5.8	^ 12/6/14	OKLAHOMA STATE	w 75-49	12007
FREE THROWS-ATT	336-460	370-512	12/19/14	CLEMSON	w 68-45	11992
Free throw pct	.730	.723	12/21/14	COKER	w 78-52	8419
F-Throws made per game	15.3	16.8	12/30/14	NORTH CAROLINA A&T	w 91-54	8156
REBOUNDS	835	726	01/03/15	vs Iowa State	w 64-60	3546
Rebounds per game	38.0	33.0	* 1/7/15	FLORIDA	L 68-72	12181
Rebounding margin	+5.0	-	* 01-10-15	at Ole Miss	L 49-65	6714
ASSISTS	299	211	* 1/13/15	ALABAMA	w 68-66	11085
Assists per game	13.6	9.6	* 01/17/15	at Auburn	L 68-71	9121
TURNOVERS	306	316	* 1/20/15	TENNESSEE	L 62-66	12032
Turnovers per game	13.9	14.4	* 1/24/15	KENTUCKY	L 43-58	18000
Turnover margin	+0.5	-	* 01/28/15	at LSU	L 58-64	9518
Assist/turnover ratio	1.0	0.7	* 1/31/15	GEORGIA	w 67-50	13031
STEALS	145	143	* 02/03/15	at Arkansas	L 55-75	14846
Steals per game	6.6	6.5	* 02/07/15	at Vanderbilt	L 50-65	9259
BLOCKS	105	99				
Blocks per game	4.8	4.5				
ATTENDANCE	138997	64487				
Home games-Avg/Game	12-11583	6-9078				
Neutral site-Avg/Game	-	4-2504				

! - ESPN College Hoops Tip-Off Marathon (Columbia, S.C.)
 & - Charleston Classic (Charleston, S.C.)
 ^ - SEC/Big 12 Challenge (Columbia, S.C.)
 * = Conference game

Score by Periods	1st	2nd	Totals
South Carolina	710	761	1471
Opponents	617	732	1349



South Carolina Basketball
 South Carolina Combined Team Statistics (as of Feb 07, 2015)
 Conference games

RECORD:	OVERALL	HOME	AWAY	NEUTRAL
ALL GAMES	2-8	2-3	0-5	0-0
CONFERENCE	2-8	2-3	0-5	0-0
NON-CONFERENCE	0-0	0-0	0-0	0-0

##	Player	gp-gs	min	avg	Total		3-Point		F-Throw		Rebounds			pf	dq	a	to	blk	stl	pts	avg	
					fg-fga	fg%	3fg-fga	3fg%	ft-fta	ft%	off	def	tot									avg
00	THORNWELL, Sindari	10-10	313	31.3	29-92	.315	13-39	.333	42-52	.808	18	25	43	4.3	30	2	20	24	1	9	113	11.3
04	JOHNSON, Tyrone	10-10	312	31.2	31-88	.352	9-31	.290	32-35	.914	5	26	31	3.1	24	0	27	20	1	10	103	10.3
10	NOTICE, Duane	10-10	260	26.0	30-99	.303	12-44	.273	11-18	.611	5	18	23	2.3	20	0	22	16	0	2	83	8.3
24	CARRERA, Michael	10-5	200	20.0	19-49	.388	4-11	.364	22-27	.815	27	39	66	6.6	26	1	4	13	7	4	64	6.4
14	CHATKEVICIUS, L.	10-9	210	21.0	27-63	.429	2-11	.182	6-10	.600	10	29	39	3.9	24	0	5	11	14	3	62	6.2
25	KACINAS, Mindaugas	10-0	206	20.6	24-42	.571	4-11	.364	5-10	.500	18	23	41	4.1	26	1	2	9	3	2	57	5.7
01	STROMAN, Marcus	10-0	203	20.3	14-44	.318	1-10	.100	15-23	.652	4	15	19	1.9	28	0	27	20	2	8	44	4.4
21	HENRY, Demetrius	7-6	147	21.0	14-29	.483	0-0	.000	5-11	.455	8	16	24	3.4	22	1	2	11	5	5	33	4.7
20	MCKIE, Justin	6-0	79	13.2	4-16	.250	2-7	.286	4-4	1.000	2	7	9	1.5	7	0	1	4	1	0	14	2.3
35	STEELE, Brian	4-0	46	11.5	3-10	.300	3-9	.333	2-2	1.000	1	2	3	0.8	6	0	1	1	1	1	11	2.8
12	SHEPPARD, Shamiek	3-0	22	7.3	2-8	.250	0-0	.000	0-2	.000	2	0	2	0.7	3	0	0	1	2	2	4	1.3
15	THEUS JR., Reggie	1-0	2	2.0	0-0	.000	0-0	.000	0-0	.000	1	0	1	1.0	0	0	0	0	0	0	0	0.0
Team											19	17	36				3					
Total.....		10	2000		197-540	.365	50-173	.289	144-194	.742	120	217	337	33.7	216	5	111	133	37	46	588	58.8
Opponents.....		10	2000		201-481	.418	53-158	.335	197-261	.755	93	245	338	33.8	188	-	115	124	53	65	652	65.2

TEAM STATISTICS	SC	OPP	Date	Opponent	Score	Att.		
SCORING	588	652	*	1/7/15	FLORIDA	L	68-72	12181
Points per game	58.8	65.2	*	01-10-15	at Ole Miss	L	49-65	6714
Scoring margin	-6.4	-	*	1/13/15	ALABAMA	w	68-66	11085
FIELD GOALS-ATT	197-540	201-481	*	01/17/15	at Auburn	L	68-71	9121
Field goal pct	.365	.418	*	1/20/15	TENNESSEE	L	62-66	12032
3 POINT FG-ATT	50-173	53-158	*	1/24/15	KENTUCKY	L	43-58	18000
3-point FG pct	.289	.335	*	01/28/15	at LSU	L	58-64	9518
3-pt FG made per game	5.0	5.3	*	1/31/15	GEORGIA	w	67-50	13031
FREE THROWS-ATT	144-194	197-261	*	02/03/15	at Arkansas	L	55-75	14846
Free throw pct	.742	.755	*	02/07/15	at Vanderbilt	L	50-65	9259
F-Throws made per game	14.4	19.7						
REBOUNDS	337	338						
Rebounds per game	33.7	33.8						
Rebounding margin	-0.1	-						
ASSISTS	111	115						
Assists per game	11.1	11.5						
TURNOVERS	133	124						
Turnovers per game	13.3	12.4						
Turnover margin	-0.9	-						
Assist/turnover ratio	0.8	0.9						
STEALS	46	65						
Steals per game	4.6	6.5						
BLOCKS	37	53						
Blocks per game	3.7	5.3						
ATTENDANCE	66329	49458						
Home games-Avg/Game	5-13266	5-9892						
Neutral site-Avg/Game	-	0-0						

! - ESPN College Hoops Tip-Off Marathon (Columbia, S.C.)
 & - Charleston Classic (Charleston, S.C.)
 ^ - SEC/Big 12 Challenge (Columbia, S.C.)
 * = Conference game

Score by Periods	1st	2nd	Totals
South Carolina	285	303	588
Opponents	303	349	652



South Carolina Basketball
 South Carolina Team Game-by-Game Comparison (as of Feb 09, 2015)
 All games

Opponent	1st	2nd	Score	Mar	Total FG	FG Pct	3-Pointers	3FG Pct	Free Throws	FT Pct	Rebounds	Assist	T/Over	Block	Steal	Fouls
UNF	48/27	33/29	81-56	+25	29-57/18-53	.509/.340	4-11/10-32	.364/.313	19-26/10-16	.731/.625	42/28 +14	19/9	9/15	3/5	7/2	15/22
BAYLOR	27/30	38/39	65-69	(4)	22-54/21-47	.407/.447	5-21/6-18	.238/.333	16-19/21-26	.842/.808	33/29 +4	11/10	10/11	3/1	4/6	21/20
Cornell	35/21	34/24	69-45	+24	22-58/14-52	.379/.269	8-22/5-20	.364/.250	17-21/12-16	.810/.750	44/32 +12	16/6	11/17	5/6	10/6	15/19
Charlotte	36/29	27/36	63-65	(2)	26-61/23-53	.426/.434	3-18/6-17	.167/.353	8-9/13-19	.889/.684	37/32 +5	13/6	17/17	7/5	6/6	21/13
Akron	25/30	38/38	63-68	(5)	25-64/21-50	.391/.420	2-10/4-20	.200/.200	11-20/22-27	.550/.815	45/32 +13	11/6	17/15	2/6	8/6	20/19
UNC ASHEVILLE	37/29	52/46	89-75	+14	31-60/23-63	.517/.365	8-17/15-29	.471/.517	19-26/14-20	.731/.700	39/35 +4	21/12	20/22	10/3	12/11	15/21
Marshall	39/20	38/39	77-59	+18	30-63/16-56	.476/.286	4-20/5-26	.200/.192	13-24/22-34	.542/.647	39/43 (4)	17/9	15/19	3/3	13/6	24/20
OKLAHOMA STATE	32/24	43/25	75-49	+26	26-60/16-65	.433/.246	6-17/5-24	.353/.208	17-22/12-19	.773/.632	49/41 +8	14/7	11/12	8/5	6/4	19/17
CLEMSON	28/30	40/15	68-45	+23	23-50/17-57	.460/.298	7-22/4-18	.318/.222	15-20/7-12	.750/.583	40/31 +9	17/7	12/13	7/5	7/9	14/20
COKER	35/23	43/29	78-52	+26	31-64/18-58	.484/.310	3-11/7-21	.273/.333	13-19/9-14	.684/.643	47/31 +16	21/8	15/19	9/1	11/8	16/21
NORTH CAROLINA A&T	47/16	44/38	91-54	+37	29-53/18-55	.547/.327	5-9/6-22	.556/.273	28-34/12-15	.824/.800	41/20 +21	20/8	16/19	7/2	7/4	17/26
Iowa State	36/35	28/25	64-60	+4	23-50/20-57	.460/.351	2-10/1-18	.200/.056	16-26/19-33	.615/.576	42/34 +8	8/8	20/13	4/4	8/10	28/21
FLORIDA	34/31	34/41	68-72	(4)	20-49/21-49	.408/.429	5-13/5-19	.385/.263	23-27/25-30	.852/.833	23/37 (14)	11/14	11/17	5/4	4/7	20/24
Ole Miss	27/33	22/32	49-65	(16)	18-49/20-49	.367/.408	4-20/7-14	.200/.500	9-16/18-22	.563/.818	32/33 (1)	16/13	15/10	2/4	5/5	20/14
ALABAMA	30/25	38/41	68-66	+2	22-53/20-41	.415/.488	3-14/6-17	.214/.353	21-27/20-30	.778/.667	33/23 +10	9/13	13/14	1/4	5/4	27/27
Auburn	29/39	39/32	68-71	(3)	26-52/19-52	.500/.365	8-18/7-20	.444/.350	8-15/26-33	.533/.788	34/36 (2)	12/8	17/13	4/4	3/9	27/20
TENNESSEE	26/31	36/35	62-66	(4)	22-64/23-40	.344/.575	4-17/10-18	.235/.556	14-15/10-17	.933/.588	34/28 +6	13/9	10/18	4/3	5/6	17/17
KENTUCKY	24/34	19/24	43-58	(15)	12-53/18-39	.226/.462	3-10/3-9	.300/.333	16-21/19-27	.762/.704	40/28 +12	5/10	12/8	2/9	3/8	20/17
LSU	28/29	30/35	58-64	(6)	21-61/22-48	.344/.458	7-19/5-14	.368/.357	9-15/15-19	.600/.789	40/32 +8	11/13	15/14	7/13	6/7	17/13
GEORGIA	33/24	34/26	67-50	+17	22-55/11-50	.400/.220	6-19/3-17	.316/.176	17-21/25-32	.810/.781	33/42 (9)	13/6	8/11	5/1	7/4	23/21
Arkansas	28/35	27/40	55-75	(20)	17-61/28-71	.279/.394	5-24/2-13	.208/.154	16-24/17-22	.667/.773	48/46 +2	11/14	20/9	6/8	4/7	22/21
Vanderbilt	26/22	24/43	50-65	(15)	17-43/19-42	.395/.452	5-19/5-17	.263/.294	11-13/22-29	.846/.759	20/33 (13)	10/15	12/10	1/3	4/8	23/14

Note: Game totals are displayed in the format TEAM/OPPONENT for each category



South Carolina Basketball
South Carolina Category Leaders (as of Feb 09, 2015)
All games

Points	G	Pts	Pts/G
THORNWELL, Sindarius	22	251	11.4
NOTICE, Duane	22	243	11.0
JOHNSON, Tyrone	22	215	9.8
CHATKEVICIUS, L.	22	184	8.4
KACINAS, Mindaugas	22	140	6.4
HENRY, Demetrius	19	122	6.4
CARRERA, Michael	19	110	5.8
STROMAN, Marcus	22	105	4.8
MCKIE, Justin	16	66	4.1
STEELE, Brian	14	22	1.6
SHEPPARD, Shamiek	5	9	1.8
THEUS JR., Reggie	10	4	0.4

FG Percentage	FG	Att	Pct
KACINAS, Mindaugas	52	91	.571
CHATKEVICIUS, L.	79	150	.527
HENRY, Demetrius	50	100	.500
THEUS JR., Reggie	2	4	.500
NOTICE, Duane	83	211	.393
CARRERA, Michael	35	89	.393
JOHNSON, Tyrone	70	181	.387
STROMAN, Marcus	35	93	.376
MCKIE, Justin	21	57	.368
THORNWELL, Sindarius	76	217	.350
SHEPPARD, Shamiek	4	14	.286
STEELE, Brian	7	27	.259

3-Point Percentage	3FG	Att	Pct
SHEPPARD, Shamiek	1	1	1.000
CARRERA, Michael	6	16	.375
KACINAS, Mindaugas	7	19	.368
NOTICE, Duane	31	91	.341
CHATKEVICIUS, L.	6	19	.316
MCKIE, Justin	9	30	.300
JOHNSON, Tyrone	16	57	.281
STEELE, Brian	6	22	.273
THORNWELL, Sindarius	23	86	.267
STROMAN, Marcus	2	17	.118
THEUS JR., Reggie	0	1	.000
HENRY, Demetrius	0	2	.000

Free Throw Percent	FG	Att	Pct
STEELE, Brian	2	2	1.000
JOHNSON, Tyrone	59	70	.843
MCKIE, Justin	15	19	.789
THORNWELL, Sindarius	76	102	.745
KACINAS, Mindaugas	29	39	.744
NOTICE, Duane	46	62	.742
CARRERA, Michael	34	46	.739
CHATKEVICIUS, L.	20	29	.690
HENRY, Demetrius	22	35	.629
STROMAN, Marcus	33	54	.611
SHEPPARD, Shamiek	0	2	.000

Scoring Average	G	Pts	Avg/G
THORNWELL, Sindarius	22	251	11.4
NOTICE, Duane	22	243	11.0
JOHNSON, Tyrone	22	215	9.8
CHATKEVICIUS, L.	22	184	8.4
HENRY, Demetrius	19	122	6.4
KACINAS, Mindaugas	22	140	6.4
CARRERA, Michael	19	110	5.8
STROMAN, Marcus	22	105	4.8
MCKIE, Justin	16	66	4.1
SHEPPARD, Shamiek	5	9	1.8
STEELE, Brian	14	22	1.6
THEUS JR., Reggie	10	4	0.4

Field Goal Attempts	G	Att	Att/G
THORNWELL, Sindarius	22	217	9.9
NOTICE, Duane	22	211	9.6
JOHNSON, Tyrone	22	181	8.2
CHATKEVICIUS, L.	22	150	6.8
HENRY, Demetrius	19	100	5.3

Field Goals Made	G	Made	Made/G
NOTICE, Duane	22	83	3.8
CHATKEVICIUS, L.	22	79	3.6
THORNWELL, Sindarius	22	76	3.5
JOHNSON, Tyrone	22	70	3.2
KACINAS, Mindaugas	22	52	2.4

3-Point FG Attempts	G	Att	Att/G
NOTICE, Duane	22	91	4.1
THORNWELL, Sindarius	22	86	3.9
JOHNSON, Tyrone	22	57	2.6
MCKIE, Justin	16	30	1.9
STEELE, Brian	14	22	1.6

3-Point FG Made	G	Made	Made/G
NOTICE, Duane	22	31	1.4
THORNWELL, Sindarius	22	23	1.0
JOHNSON, Tyrone	22	16	0.7
MCKIE, Justin	16	9	0.6
KACINAS, Mindaugas	22	7	0.3

Free Throw Attempts	G	Att	Att/G
THORNWELL, Sindarius	22	102	4.6
JOHNSON, Tyrone	22	70	3.2
NOTICE, Duane	22	62	2.8
STROMAN, Marcus	22	54	2.5
CARRERA, Michael	19	46	2.4

Free Throws Made	G	Made	Made/G
THORNWELL, Sindarius	22	76	3.5
JOHNSON, Tyrone	22	59	2.7
NOTICE, Duane	22	46	2.1
CARRERA, Michael	19	34	1.8
STROMAN, Marcus	22	33	1.5



South Carolina Basketball
South Carolina Category Leaders (as of Feb 09, 2015)
All games

Rebounds	G	Reb	Reb/G
KACINAS, Mindaugas	22	117	5.3
THORNWELL, Sindarius	22	114	5.2
CHATKEVICIUS, L.	22	109	5.0
CARRERA, Michael	19	103	5.4
HENRY, Demetrius	19	75	3.9

Rebound Average	G	Reb	Avg/G
CARRERA, Michael	19	103	5.4
KACINAS, Mindaugas	22	117	5.3
THORNWELL, Sindarius	22	114	5.2
CHATKEVICIUS, L.	22	109	5.0
HENRY, Demetrius	19	75	3.9

Offensive Rebounds	G	No.	Avg/G
KACINAS, Mindaugas	22	53	2.4
CARRERA, Michael	19	39	2.1
THORNWELL, Sindarius	22	39	1.8
CHATKEVICIUS, L.	22	33	1.5
HENRY, Demetrius	19	27	1.4

Defensive Rebounds	G	No.	Avg/G
CHATKEVICIUS, L.	22	76	3.5
THORNWELL, Sindarius	22	75	3.4
KACINAS, Mindaugas	22	64	2.9
CARRERA, Michael	19	64	3.4
JOHNSON, Tyrone	22	55	2.5

Fouls	G	No.	Per/G
HENRY, Demetrius	19	67	3.5
THORNWELL, Sindarius	22	60	2.7
KACINAS, Mindaugas	22	50	2.3
STROMAN, Marcus	22	50	2.3
CARRERA, Michael	19	49	2.6

Foulsouts	G	No.
HENRY, Demetrius	19	4
THORNWELL, Sindarius	22	3
KACINAS, Mindaugas	22	2
CARRERA, Michael	19	2
CHATKEVICIUS, L.	22	1

Assists	G	No.	Ast/G
STROMAN, Marcus	22	79	3.6
JOHNSON, Tyrone	22	74	3.4
NOTICE, Duane	22	57	2.6
THORNWELL, Sindarius	22	42	1.9
CHATKEVICIUS, L.	22	13	0.6

Steals	G	No.	Stl/G
THORNWELL, Sindarius	22	31	1.4
JOHNSON, Tyrone	22	27	1.2
NOTICE, Duane	22	19	0.9
STROMAN, Marcus	22	18	0.8
KACINAS, Mindaugas	22	14	0.6

Blocked Shots	G	No.	Blk/G
CHATKEVICIUS, L.	22	33	1.5
HENRY, Demetrius	19	19	1.0
CARRERA, Michael	19	15	0.8
KACINAS, Mindaugas	22	10	0.5
THORNWELL, Sindarius	22	9	0.4

Minutes	G	No.	Min/G
THORNWELL, Sindarius	22	642	29.2
JOHNSON, Tyrone	22	637	29.0
NOTICE, Duane	22	600	27.3
STROMAN, Marcus	22	470	21.4
CHATKEVICIUS, L.	22	464	21.1

Turnovers	G	No.	TO/G
THORNWELL, Sindarius	22	47	2.1
STROMAN, Marcus	22	47	2.1
JOHNSON, Tyrone	22	39	1.8
NOTICE, Duane	22	38	1.7
CHATKEVICIUS, L.	22	35	1.6



South Carolina Basketball
South Carolina Team High/Low Analysis (as of Feb 09, 2015)
All games

South Carolina - TEAM GAME HIGHS

POINTS	91	NORTH CAROLINA A&T (12/30/14)
	89	UNC ASHEVILLE (11/26/14)
	81	UNF (11/14/14)
	78	COKER (12/21/14)
	77	at Marshall (12/1/14)
FIELD GOALS MADE	31	COKER (12/21/14)
	31	UNC ASHEVILLE (11/26/14)
FIELD GOAL ATTEMPTS	64	TENNESSEE (1/20/15)
	64	COKER (12/21/14)
	64	vs Akron (11/23/14)
FIELD GOAL PERCENTAGE	.547 (29-53)	NORTH CAROLINA A&T (12/30/14)
	.517 (31-60)	UNC ASHEVILLE (11/26/14)
3 PT FIELD GOALS MADE	8	at Auburn (01/17/15)
	8	UNC ASHEVILLE (11/26/14)
	8	vs Cornell (11/20/14)
3 PT FG ATTEMPTS	24	at Arkansas (02/03/15)
	22	CLEMSON (12/19/14)
	22	vs Cornell (11/20/14)
3 PT FG PERCENTAGE	.556 (5-9)	NORTH CAROLINA A&T (12/30/14)
	.471 (8-17)	UNC ASHEVILLE (11/26/14)
FREE THROWS MADE	28	NORTH CAROLINA A&T (12/30/14)
	23	FLORIDA (1/7/15)
FREE THROW ATTEMPTS	34	NORTH CAROLINA A&T (12/30/14)
	27	ALABAMA (1/13/15)
	27	FLORIDA (1/7/15)
FREE THROW PERCENTAGE	.933 (14-15)	TENNESSEE (1/20/15)
	.889 (8-9)	vs Charlotte (11/21/14)
REBOUNDS	49	OKLAHOMA STATE (12/6/14)
	48	at Arkansas (02/03/15)
ASSISTS	21	COKER (12/21/14)
	21	UNC ASHEVILLE (11/26/14)
STEALS	13	at Marshall (12/1/14)
	12	UNC ASHEVILLE (11/26/14)
BLOCKED SHOTS	10	UNC ASHEVILLE (11/26/14)
	9	COKER (12/21/14)
TURNOVERS	20	at Arkansas (02/03/15)
	20	vs Iowa State (01/03/15)
	20	UNC ASHEVILLE (11/26/14)
FOULS	28	vs Iowa State (01/03/15)
	27	at Auburn (01/17/15)
	27	ALABAMA (1/13/15)



South Carolina Basketball
South Carolina High/Low Analysis (as of Feb 09, 2015)
All games

Opponent - GAME HIGHS

POINTS	75	at Arkansas (02/03/15)
	75	UNC ASHEVILLE (11/26/14)
	72	FLORIDA (1/7/15)
	71	at Auburn (01/17/15)
	69	BAYLOR (11/18/14)
FIELD GOALS MADE	28	at Arkansas (02/03/15)
	23	TENNESSEE (1/20/15)
	23	UNC ASHEVILLE (11/26/14)
	23	vs Charlotte (11/21/14)
FIELD GOAL ATTEMPTS	71	at Arkansas (02/03/15)
	65	OKLAHOMA STATE (12/6/14)
FIELD GOAL PERCENTAGE	.575 (23-40)	TENNESSEE (1/20/15)
	.488 (20-41)	ALABAMA (1/13/15)
3 PT FIELD GOALS MADE	15	UNC ASHEVILLE (11/26/14)
	10	TENNESSEE (1/20/15)
	10	UNF (11/14/14)
3 PT FG ATTEMPTS	32	UNF (11/14/14)
	29	UNC ASHEVILLE (11/26/14)
3 PT FG PERCENTAGE	.556 (10-18)	TENNESSEE (1/20/15)
	.517 (15-29)	UNC ASHEVILLE (11/26/14)
FREE THROWS MADE	26	at Auburn (01/17/15)
	25	GEORGIA (1/31/15)
	25	FLORIDA (1/7/15)
FREE THROW ATTEMPTS	34	at Marshall (12/1/14)
	33	at Auburn (01/17/15)
	33	vs Iowa State (01/03/15)
FREE THROW PERCENTAGE	.833 (25-30)	FLORIDA (1/7/15)
	.818 (18-22)	at Ole Miss (01-10-15)
REBOUNDS	46	at Arkansas (02/03/15)
	43	at Marshall (12/1/14)
ASSISTS	15	at Vanderbilt (02/07/15)
	14	at Arkansas (02/03/15)
	14	FLORIDA (1/7/15)
STEALS	11	UNC ASHEVILLE (11/26/14)
	10	vs Iowa State (01/03/15)
BLOCKED SHOTS	13	at LSU (01/28/15)
	9	KENTUCKY (1/24/15)
TURNOVERS	22	UNC ASHEVILLE (11/26/14)
	19	NORTH CAROLINA A&T (12/30/14)
	19	COKER (12/21/14)
	19	at Marshall (12/1/14)
FOULS	27	ALABAMA (1/13/15)
	26	NORTH CAROLINA A&T (12/30/14)



South Carolina Basketball
South Carolina High/Low Analysis (as of Feb 09, 2015)
All games

South Carolina - GAME LOWS

POINTS	43	KENTUCKY (1/24/15)
	49	at Ole Miss (01-10-15)
	50	at Vanderbilt (02/07/15)
	55	at Arkansas (02/03/15)
	58	at LSU (01/28/15)
FIELD GOALS MADE	12	KENTUCKY (1/24/15)
	17	at Arkansas (02/03/15)
	17	at Vanderbilt (02/07/15)
FIELD GOAL ATTEMPTS	43	at Vanderbilt (02/07/15)
	49	FLORIDA (1/7/15)
	49	at Ole Miss (01-10-15)
FIELD GOAL PERCENTAGE	.226 (12-53)	KENTUCKY (1/24/15)
	.279 (17-61)	at Arkansas (02/03/15)
3 PT FIELD GOALS MADE	2	vs Akron (11/23/14)
	2	vs Iowa State (01/03/15)
3 PT FG ATTEMPTS	9	NORTH CAROLINA A&T (12/30/14)
	10	vs Akron (11/23/14)
	10	vs Iowa State (01/03/15)
	10	KENTUCKY (1/24/15)
3 PT FG PERCENTAGE	.167 (3-18)	vs Charlotte (11/21/14)
	.200 (2-10)	vs Akron (11/23/14)
	.200 (2-10)	vs Iowa State (01/03/15)
	.200 (4-20)	at Marshall (12/1/14)
	.200 (4-20)	at Ole Miss (01-10-15)
FREE THROWS MADE	8	vs Charlotte (11/21/14)
	8	at Auburn (01/17/15)
FREE THROW ATTEMPTS	9	vs Charlotte (11/21/14)
	13	at Vanderbilt (02/07/15)
FREE THROW PERCENTAGE	.533 (8-15)	at Auburn (01/17/15)
	.542 (13-24)	at Marshall (12/1/14)
REBOUNDS	20	at Vanderbilt (02/07/15)
	23	FLORIDA (1/7/15)
ASSISTS	5	KENTUCKY (1/24/15)
	8	vs Iowa State (01/03/15)
STEALS	3	at Auburn (01/17/15)
	3	KENTUCKY (1/24/15)
BLOCKED SHOTS	1	ALABAMA (1/13/15)
	1	at Vanderbilt (02/07/15)
TURNOVERS	8	GEORGIA (1/31/15)
	9	UNF (11/14/14)
FOULS	14	CLEMSON (12/19/14)
	15	UNF (11/14/14)
	15	vs Cornell (11/20/14)
	15	UNC ASHEVILLE (11/26/14)



South Carolina Basketball
South Carolina High/Low Analysis (as of Feb 09, 2015)
All games

Opponent - GAME LOWS

POINTS	45	vs Cornell (11/20/14)
	45	CLEMSON (12/19/14)
	49	OKLAHOMA STATE (12/6/14)
	50	GEORGIA (1/31/15)
	52	COKER (12/21/14)
FIELD GOALS MADE	11	GEORGIA (1/31/15)
	14	vs Cornell (11/20/14)
FIELD GOAL ATTEMPTS	39	KENTUCKY (1/24/15)
	40	TENNESSEE (1/20/15)
FIELD GOAL PERCENTAGE	.220 (11-50)	GEORGIA (1/31/15)
	.246 (16-65)	OKLAHOMA STATE (12/6/14)
3 PT FIELD GOALS MADE	1	vs Iowa State (01/03/15)
	2	at Arkansas (02/03/15)
3 PT FG ATTEMPTS	9	KENTUCKY (1/24/15)
	13	at Arkansas (02/03/15)
3 PT FG PERCENTAGE	.056 (1-18)	vs Iowa State (01/03/15)
	.154 (2-13)	at Arkansas (02/03/15)
FREE THROWS MADE	7	CLEMSON (12/19/14)
	9	COKER (12/21/14)
FREE THROW ATTEMPTS	12	CLEMSON (12/19/14)
	14	COKER (12/21/14)
FREE THROW PERCENTAGE	.576 (19-33)	vs Iowa State (01/03/15)
	.583 (7-12)	CLEMSON (12/19/14)
REBOUNDS	20	NORTH CAROLINA A&T (12/30/14)
	23	ALABAMA (1/13/15)
ASSISTS	6	vs Cornell (11/20/14)
	6	vs Charlotte (11/21/14)
	6	vs Akron (11/23/14)
	6	GEORGIA (1/31/15)
STEALS	2	UNF (11/14/14)
	4	OKLAHOMA STATE (12/6/14)
	4	NORTH CAROLINA A&T (12/30/14)
	4	ALABAMA (1/13/15)
	4	GEORGIA (1/31/15)
BLOCKED SHOTS	1	BAYLOR (11/18/14)
	1	COKER (12/21/14)
	1	GEORGIA (1/31/15)
TURNOVERS	8	KENTUCKY (1/24/15)
	9	at Arkansas (02/03/15)
FOULS	13	vs Charlotte (11/21/14)
	13	at LSU (01/28/15)



South Carolina Basketball
South Carolina Player High/Low Analysis (as of Feb 09, 2015)
All games

South Carolina - I N D I V I D U A L G A M E H I G H S

Points	27		NOTICE, Duane at Marshall (12/1/14)
	21		JOHNSON, Tyrone vs Baylor (11/18/14)
	20		JOHNSON, Tyrone vs Florida (1/7/15)
	20		NOTICE, Duane vs Oklahoma State (12/6/14)
	20		THORNWELL, Sindarius vs Charlotte (11/21/14)
Field Goals Made	10		NOTICE, Duane at Marshall (12/1/14)
	9		JOHNSON, Tyrone vs Baylor (11/18/14)
Field Goal Att.	24		THORNWELL, Sindarius vs Charlotte (11/21/14)
	18		NOTICE, Duane at LSU (01/28/15)
	18		NOTICE, Duane at Marshall (12/1/14)
FG Pct (min 5 made)	1.000	(5-5)	KACINAS, Mindaugas vs North Carolina A&T (12/30/14)
	1.000	(5-5)	KACINAS, Mindaugas vs Charlotte (11/21/14)
3-Point FG Made	5		NOTICE, Duane vs Clemson (12/19/14)
	3		THORNWELL, Sindarius at Arkansas (02/03/15)
	3		JOHNSON, Tyrone at Auburn (01/17/15)
	3		NOTICE, Duane vs Oklahoma State (12/6/14)
	3		THORNWELL, Sindarius vs Cornell (11/20/14)
	3		JOHNSON, Tyrone vs Baylor (11/18/14)
3-Point FG Att.	10		THORNWELL, Sindarius vs Charlotte (11/21/14)
	9		NOTICE, Duane vs Clemson (12/19/14)
	9		JOHNSON, Tyrone vs Baylor (11/18/14)
3-Pt FG Pct (min 2 made)	1.000	(2-2)	CHATKEVICIUS, L. vs UNC Asheville (11/26/14)
	1.000	(2-2)	MCKIE, Justin vs Cornell (11/20/14)
Free Throws Made	9		JOHNSON, Tyrone vs Florida (1/7/15)
	8		JOHNSON, Tyrone vs Georgia (1/31/15)
	8		THORNWELL, Sindarius vs Tennessee (1/20/15)
Free Throw Att.	9		THORNWELL, Sindarius vs Tennessee (1/20/15)
	9		JOHNSON, Tyrone vs Florida (1/7/15)
	9		NOTICE, Duane vs Iowa State (01/03/15)
	9		THORNWELL, Sindarius vs Oklahoma State (12/6/14)
FT Pct (min 3 made)	1.000	(9-9)	JOHNSON, Tyrone vs Florida (1/7/15)
	1.000	(8-8)	JOHNSON, Tyrone vs Georgia (1/31/15)
	1.000	(6-6)	THORNWELL, Sindarius at LSU (01/28/15)
	1.000	(6-6)	KACINAS, Mindaugas vs North Carolina A&T (12/30/14)
	1.000	(5-5)	THORNWELL, Sindarius at Arkansas (02/03/15)
	1.000	(5-5)	NOTICE, Duane vs North Carolina A&T (12/30/14)
	1.000	(5-5)	NOTICE, Duane at Marshall (12/1/14)
	1.000	(4-4)	MCKIE, Justin vs Florida (1/7/15)
	1.000	(4-4)	THORNWELL, Sindarius vs North Carolina A&T (12/30/14)
	1.000	(4-4)	JOHNSON, Tyrone vs North Carolina A&T (12/30/14)
	1.000	(4-4)	THORNWELL, Sindarius vs Akron (11/23/14)
	1.000	(4-4)	KACINAS, Mindaugas vs Cornell (11/20/14)
	1.000	(4-4)	CARRERA, Michael vs Baylor (11/18/14)
	1.000	(3-3)	CARRERA, Michael at Vanderbilt (02/07/15)
	1.000	(3-3)	JOHNSON, Tyrone vs Oklahoma State (12/6/14)
	1.000	(3-3)	NOTICE, Duane vs Oklahoma State (12/6/14)
	1.000	(3-3)	STROMAN, Marcus vs UNC Asheville (11/26/14)
Rebounds	13		CHATKEVICIUS, L. vs UNC Asheville (11/26/14)
	12		KACINAS, Mindaugas vs Oklahoma State (12/6/14)
Assists	9		JOHNSON, Tyrone vs Clemson (12/19/14)
	8		STROMAN, Marcus vs Coker (12/21/14)
Steals	6		THORNWELL, Sindarius vs UNC Asheville (11/26/14)
	4		KACINAS, Mindaugas at Marshall (12/1/14)

	4	JOHNSON, Tyrone vs Akron (11/23/14)
Blocked Shots	3	CHATKEVICIUS, L. at Arkansas (02/03/15)
	3	CHATKEVICIUS, L. vs Georgia (1/31/15)
	3	HENRY, Demetrius vs Coker (12/21/14)
	3	CHATKEVICIUS, L. vs Clemson (12/19/14)
	3	CHATKEVICIUS, L. vs Oklahoma State (12/6/14)
	3	HENRY, Demetrius vs UNC Asheville (11/26/14)
	3	CHATKEVICIUS, L. vs UNC Asheville (11/26/14)
	3	CHATKEVICIUS, L. vs Charlotte (11/21/14)
Turnovers	7	THORNWELL, Sindarius vs Charlotte (11/21/14)
	5	JOHNSON, Tyrone at Ole Miss (01-10-15)
	5	STROMAN, Marcus at Marshall (12/1/14)
	5	STROMAN, Marcus vs UNC Asheville (11/26/14)
Fouls	5	KACINAS, Mindaugas at Arkansas (02/03/15)
	5	HENRY, Demetrius vs Tennessee (1/20/15)
	5	CARRERA, Michael at Auburn (01/17/15)
	5	THORNWELL, Sindarius at Auburn (01/17/15)
	5	THORNWELL, Sindarius vs Florida (1/7/15)
	5	CHATKEVICIUS, L. vs Iowa State (01/03/15)
	5	HENRY, Demetrius vs Iowa State (01/03/15)
	5	KACINAS, Mindaugas vs Iowa State (01/03/15)
	5	HENRY, Demetrius at Marshall (12/1/14)
	5	THORNWELL, Sindarius vs Baylor (11/18/14)
	5	CARRERA, Michael vs Baylor (11/18/14)
	5	HENRY, Demetrius vs UNF (11/14/14)
Minutes	37	THORNWELL, Sindarius vs Kentucky (1/24/15)
	37	THORNWELL, Sindarius vs Tennessee (1/20/15)
	37	NOTICE, Duane vs Iowa State (01/03/15)
	37	JOHNSON, Tyrone vs Baylor (11/18/14)



South Carolina Basketball
South Carolina Opponent High/Low Analysis (as of Feb 09, 2015)
All games

OPPONENT INDIVIDUAL GAME HIGHS

Points	30		ROWSEY, Andrew vs UNC Asheville (11/26/14)
	24		Harrell,KT at Auburn (01/17/15)
	21		MOORE, Dallas vs UNF (11/14/14)
	20		Summers,Jarvis at Ole Miss (01-10-15)
	20		Finney-Smith, Dorian vs Florida (1/7/15)
	20		Chery, Kenny vs Baylor (11/18/14)
Field Goals Made	10		ROWSEY, Andrew vs UNC Asheville (11/26/14)
	7		Portis, Bobby at Arkansas (02/03/15)
	7		Finney-Smith, Dorian vs Florida (1/7/15)
	7		MOORE, Dallas vs UNF (11/14/14)
Field Goal Att.	18		ROWSEY, Andrew vs UNC Asheville (11/26/14)
	16		LACHANCE, Riley at Vanderbilt (02/07/15)
	16		Chery, Kenny vs Baylor (11/18/14)
FG Pct (min 5 made)	.833	(5-6)	Richardson,Josh vs Tennessee (1/20/15)
	.714	(5-7)	SIAKAM, James at Vanderbilt (02/07/15)
3-Point FG Made	6		ROWSEY, Andrew vs UNC Asheville (11/26/14)
	5		ROBERTSON, David vs UNC Asheville (11/26/14)
3-Point FG Att.	12		ROWSEY, Andrew vs UNC Asheville (11/26/14)
	10		Forte, Phil vs Oklahoma State (12/6/14)
	10		LOOP, Austin at Marshall (12/1/14)
3-Pt FG Pct (min 2 made)	1.000	(3-3)	Fallas, JoJo vs Cornell (11/20/14)
	1.000	(2-2)	Richardson,Josh vs Tennessee (1/20/15)
	1.000	(2-2)	Punter,Kevin vs Tennessee (1/20/15)
	1.000	(2-2)	KEYES,Denzel vs North Carolina A&T (12/30/14)
	1.000	(2-2)	Newberry, Jeff vs Oklahoma State (12/6/14)
	1.000	(2-2)	UBARU, Kem vs UNC Asheville (11/26/14)
Free Throws Made	11		Frazier, J.J. vs Georgia (1/31/15)
	8		Mann, Charles vs Georgia (1/31/15)
	8		Harrell,KT at Auburn (01/17/15)
	8		Summers,Jarvis at Ole Miss (01-10-15)
Free Throw Att.	13		Frazier, J.J. vs Georgia (1/31/15)
	13		Hogue, Dustin vs Iowa State (01/03/15)
FT Pct (min 3 made)	1.000	(8-8)	Harrell,KT at Auburn (01/17/15)
	1.000	(6-6)	CHEATHAM, Jr., Kwan vs Akron (11/23/14)
	1.000	(6-6)	IBITAYO, Deji vs Akron (11/23/14)
	1.000	(5-5)	QUARTERMAN, Tim at LSU (01/28/15)
	1.000	(5-5)	Miller, Shonn vs Cornell (11/20/14)
	1.000	(5-5)	Motley, Johnathan vs Baylor (11/18/14)
	1.000	(4-4)	LACHANCE, Riley at Vanderbilt (02/07/15)
	1.000	(4-4)	Portis, Bobby at Arkansas (02/03/15)
	1.000	(4-4)	MICKEY, Jordan at LSU (01/28/15)
	1.000	(4-4)	Tyler Ulis vs Kentucky (1/24/15)
	1.000	(4-4)	Devin Booker vs Kentucky (1/24/15)
	1.000	(4-4)	Cooper, Rodney vs Alabama (1/13/15)
	1.000	(4-4)	Saiz,Sebastian at Ole Miss (01-10-15)
	1.000	(4-4)	ROPER, Jordan vs Clemson (12/19/14)
	1.000	(4-4)	LOOP, Austin at Marshall (12/1/14)
	1.000	(4-4)	MOORE, Dallas vs UNF (11/14/14)
	1.000	(3-3)	Jalen Watson vs Coker (12/21/14)
	1.000	(3-3)	BLOSSOMGAME, Jaron vs Clemson (12/19/14)
Rebounds	15		Trey James vs Coker (12/21/14)
	13		Portis, Bobby at Arkansas (02/03/15)
Assists	7		O'Neale, Royce vs Baylor (11/18/14)

	6	Tyler Ulis vs Kentucky (1/24/15)
Steals	4	ROWSEY, Andrew vs UNC Asheville (11/26/14)
	3	LACHANCE, Riley at Vanderbilt (02/07/15)
	3	QUARTERMAN, Tim at LSU (01/28/15)
	3	Aaron Harrison vs Kentucky (1/24/15)
	3	Moody, Stefan at Ole Miss (01-10-15)
	3	McKay, Jameel vs Iowa State (01/03/15)
	3	ROPER, Jordan vs Clemson (12/19/14)
	3	Hickey, Anthony vs Oklahoma State (12/6/14)
	3	TAYLOR, Ryan at Marshall (12/1/14)
	3	HENRY, Pierria vs Charlotte (11/21/14)
	3	Chery, Kenny vs Baylor (11/18/14)
Blocked Shots	6	MICKEY, Jordan at LSU (01/28/15)
	6	MARTIN, Jarell at LSU (01/28/15)
Turnovers	8	Richardson, Josh vs Tennessee (1/20/15)
	8	HENRY, Pierria vs Charlotte (11/21/14)
Fouls	5	Maten, Yante vs Georgia (1/31/15)
	5	Tarrant, Ricky vs Alabama (1/13/15)
	5	Chiozza, Chris vs Florida (1/7/15)
	5	Hill, Kasey vs Florida (1/7/15)
	5	DOBY, Khary vs North Carolina A&T (12/30/14)
	5	BURROUGH, Steven vs North Carolina A&T (12/30/14)
	5	DJITTE, Sidy vs Clemson (12/19/14)
	5	TAYLOR, Ryan at Marshall (12/1/14)
	5	Miller, Shonn vs Cornell (11/20/14)
	5	DANIELS, Demarcus vs UNF (11/14/14)
	5	DAVENPORT, Chris vs UNF (11/14/14)
	5	BEECH, Beau vs UNF (11/14/14)