



# 2012-13 SOUTH CAROLINA BASKETBALL

## OPENING TIP

**Date:** Saturday, March 9, 2013  
**Tipoff:** 1:47 p.m. ET  
**Location:** Nashville, Tenn.  
**Arena:** Memorial Gymnasium (14,316)  
**Series:** Vanderbilt leads 27-24 (Vandy leads 14-10 in Nashville)  
**Last Meeting:** Vanderbilt win, 58-51 on Jan. 19, 2013 in Columbia, S.C.  
**Broadcast:** SEC Network  
**Talent:** Joe Davis (pxp), Barry Booker (analyst)  
**Radio:** Gamecock IMG Radio Network  
**Sirius:** None; **XM:** None  
**Talent:** Andy Demetra (pxp), Casey Manning (analyst)  
**Tickets:** GamecocksOnline.com  
**Live Stats:** GamecocksOnline.com

## GAME 31



**SOUTH CAROLINA  
 GAMECOCKS**  
 (14-16, 4-13 SEC)

- VS -

**VANDERBILT  
 COMMODORES**  
 (13-16, 7-10 SEC)



**Ranking:** AP/Coaches (-)  
**Head Coach:** Frank Martin  
**Record at SC:** 14-16 (1st)  
**Career Rec.:** 131-70 (6th)  
**vs. Vandy:** 0-1  
**SID:** Emily Feeny

**Stat Leaders (per game):**  
**Points:** Williams (10.9)  
**Rebounds:** Carrera (7.0)  
**Assists:** Smith (3.0)  
**Blocks:** Jackson (0.7)  
**Steals:** Ellington (1.4)

**Ranking:** AP/Coaches (-)  
**Head Coach:** Kevin Stallings  
**Record at VU:** 283-175 (14th)  
**Career Rec.:** 397-238 (20th)  
**vs. SC:** 14-13  
**SID:** Andy Boggs

**Stat Leaders (per game):**  
**Points:** Johnson (13.7)  
**Rebounds:** Bright (5.6)  
**Assists:** Johnson (3.6)  
**Blocks:** Henderson (0.8)  
**Steals:** Johnson (1.1)

## 2012-13 SCHEDULE

DATE	OPPONENT (TV)	TIME/RESULT
O. 30	Kentucky Wesleyan +	W, 68-67
N. 11	Milwaukee & (FSN)	W, 82-75 (OT)
N. 16	Morgan State (SS)	W, 87-71
N. 19	Rider & (FSS/FSCR)	W, 88-76
N. 21	Elon	L, 65-53
N. 24	vs. Missouri State ^	W, 74-67 (OT)
N. 25	vs. Arkansas Little-Rock ^	W, 74-62
N. 29	at St. John's % (ESPNU)	L, 89-65
D. 2	Clemson (ESPNU)	L, 64-55
D. 7	Jacksonville (FSS/FSCR)	W, 91-74
D. 19	Appalachian State (FSS/FSCR)	W, 74-69
D. 22	vs. Manhattan #	W, 63-57
D. 29	Presbyterian (CSS)	W, 76-60
J. 5	SC State (FSN)	W, 80-69
J. 9	at Mississippi State* (ESPN3)	L, 56-54
J. 12	Auburn* (SECN)	L, 74-71
J. 16	at LSU* (ESPN3)	W, 82-73 (OT)
J. 19	Vanderbilt* (SECN)	L, 58-51
J. 22	at No. 22 Missouri* (ESPNU)	L, 71-65
J. 26	Arkansas* (SECN)	W, 75-54
J. 30	at No. 4 Florida* (SECN)	L, 75-36
F. 2	Georgia* (SECN)	L, 67-56
F. 5	at Kentucky* (ESPNU)	L, 77-55
F. 10	Tennessee* (FSN)	L, 66-61
F. 14	LSU* (ESPN2)	L, 64-46
F. 16	at Alabama* (SECN)	L, 68-58
F. 20	Ole Miss* (CSS)	W, 63-62
F. 23	at Georgia* (CBS Sports)	L, 62-54 (OT)
F. 28	Missouri* (ESPN2)	L, 90-68
M. 2	at Texas A&M* (ESPNU)	L, 74-56
M. 6	Mississippi State* (ESPN3)	W, 79-72
M. 9	at Vanderbilt* (SECN)	1:30 p.m.
M. 13-17	SEC Tournament (Nashville)	TBA
M. 19-A. 4	NCAA Tournament	TBA

All home games in **bold** | All times listed Eastern  
 \* indicates SEC contest | + indicates exhibition | **SS**-SportSouth  
 | **SECN**-SEC Network | **CSS**-CharterSports SE | &-Hoops For  
 Hope Classic (Columbia, S.C.) | ^-Hoops For Hope Classic (Puerto  
 Vallarta, Mexico) | %-SEC/BIG EAST Challenge | #-Brooklyn Hoops  
 Holiday Invitational (Brooklyn, N.Y.)

## PROBABLE STARTERS (BASED ON PREVIOUS GAME)

South Carolina	Ht.	Wt.	Yr.	Hometown	PPG	RPG	MPG
G - #23 Bruce Ellington	5-9	197	Jr.	Moncks Corner, S.C.	9.7	2.6	32.6
G - #35 Brian Steele	6-5	196	Fr.	Greenville, S.C.	2.2	1.0	9.0
G - #55 Shane Phillips	5-10	170	Sr.	Pittsburgh, Penn.	0.4	0.0	3.1
F - #24 Michael Carrera	6-5	212	Fr.	Anzoátegui, Venezuela	10.2	7.0	21.2
F - #30 Lakeem Jackson	6-5	235	Sr.	Charlotte, N.C.	7.8	6.1	29.1

Vanderbilt	Ht.	Wt.	Yr.	Hometown	PPG	RPG	MPG
F - #0 Rod Odom	6-9	215	Jr.	Central Islip, N.Y.	10.0	4.2	30.1
F - #40 Josh Henderson	6-11	230	So.	Roanoke, Va.	5.6	3.1	20.4
F - #34 Shelby Moats	6-8	225	So.	Waconia, Minn.	3.1	3.0	17.0
G - #2 Kedren Johnson	6-4	215	So.	Lewisburg, Tenn.	13.7	3.8	32.0
G - #24 Dai-Jon Parker	6-3	190	So.	Baton Rouge, La.	6.2	4.1	28.0

## TODAY'S GAME

South Carolina concludes the regular season at Vanderbilt on Saturday in the second meeting between the two schools in 2013. The Commodores posted a 58-51 victory in January at Colonial Life Arena. The contest will be televised on the SEC Network (check local listings) set for a 1:47 p.m. ET start time. Fans can also listen on the Gamecock IMG Sports Network via GamecocksOnline.com and on 107.5 The Game in Columbia with Andy Demetra (play-by-play) and Casey Manning (analyst).






## CAROLINA QUICK HITS

- South Carolina is in its 105th season of basketball.
- The Gamecocks are led by first-year head coach Frank Martin. His associate head coach is Brad Underwood and his assistant coaches are Matt Figger and Lamont Evans. Andy Assaley is the director of basketball operations.
- The Gamecocks are in their 22nd season of competition in the Southeastern Conference in 2013. Carolina owns a 133-220 (.376) all-time record in SEC play.
- Junior guard Brenton Williams set a South Carolina SEC regular-season record with a career high 38 points to propel the Gamecocks to a 79-72 win at Colonial Life Arena over visiting Mississippi State on Wednesday to even the season series against the Bulldogs. Williams hit 10-of-17 attempts from the floor, including 6-of-9 from three point range, all career highs for the Kissimmee, Fla., native. Senior forward Lakeem Jackson pulled down a team high eight rebounds.
- The win vs. Mississippi State snapped a seven-game Bulldog win streak in the series with South Carolina.
- Senior guard Shane Phillips led the Gamecocks with two steals in his first-career start on Wednesday.
- Did you know? South Carolina posted a 77-73 win at Vanderbilt on Senior Day on March 6, 2010. The victory marked Carolina's last win at Memorial Gym.
- The Gamecocks recently suffered a 74-56 loss on the road at Texas A&M despite the contest being tied at 32 at halftime. Carolina shot 47.8 percent (11-23) in the opening half, but just 29.2 percent (7-24) in the second half. Overall in the contest the Aggies hit 53.7 percent (29-54) from the floor.
- Freshman forward Michael Carrera has led the team in scoring in six and in rebounding in eight of the last 11 games, averaging 10.9 points and 7.3 rebounds during the stretch.
- Freshman walk-on guard Brian Steele had a stellar week in practice prior to the Texas A&M contest and was awarded with his first-career start. He scored three points, collected two rebounds and swiped one steal. His 3-point basket with just seconds remaining in the first half tied the contest at 32, which held through halftime. Steele followed with six points and two assists in the start vs. Mississippi State.
- South Carolina scored 49 bench points in the contest vs. Missouri on Feb. 28, paced by sophomore guard Damien Leonard's career high 20 points. Leonard hit 7-of-14 from the field, including a career high 6-of-10 from 3-point range. He played 24 minutes in the contest. Junior guard Brenton Williams and Brian Richardson each contributed 10 points in the loss.



# SOUTH CAROLINA GAMECOCKS

OVERALL: 14-16; SEC: 4-13; HOME: 10-8; AWAY: 1-8; NEUTRAL: 3-0

<b>0</b>		<b>LASHAY PAGE</b> - Sr. - G - 6-2 - 195 - Dillon, S.C. <table border="1"><thead><tr><th>MIN</th><th>PTS</th><th>RBS</th><th>AST</th><th>FG%</th><th>3FG%</th><th>FT%</th></tr></thead><tbody><tr><td>24.4</td><td>11.7</td><td>3.3</td><td>0.9</td><td>34.4</td><td>31.1</td><td>87.1</td></tr></tbody></table>	MIN	PTS	RBS	AST	FG%	3FG%	FT%	24.4	11.7	3.3	0.9	34.4	31.1	87.1	<ul style="list-style-type: none"> <li>Will not compete with the South Carolina men's basketball team for the remainder of the 2012-13 season due to an academic eligibility issue.</li> </ul>
MIN	PTS	RBS	AST	FG%	3FG%	FT%											
24.4	11.7	3.3	0.9	34.4	31.1	87.1											
<b>1</b>		<b>BRENTON WILLIAMS</b> - Jr. - G - 5-11 - 175 - Kissimmee, Fla. <table border="1"><thead><tr><th>MIN</th><th>PTS</th><th>RBS</th><th>AST</th><th>FG%</th><th>3FG%</th><th>FT%</th></tr></thead><tbody><tr><td>20.4</td><td>10.9</td><td>1.6</td><td>1.2</td><td>45.7</td><td>42.1</td><td>84.2</td></tr></tbody></table>	MIN	PTS	RBS	AST	FG%	3FG%	FT%	20.4	10.9	1.6	1.2	45.7	42.1	84.2	<ul style="list-style-type: none"> <li>Provided 14 points on 6-of-12 shooting at Alabama; also four steals</li> <li>Eight points, including crucial late 3, in win vs. Ole Miss</li> <li>Scored a South Carolina SEC regular season record, Colonial Life Arena record, career high 38 points vs. Miss State on Wednesday</li> </ul>
MIN	PTS	RBS	AST	FG%	3FG%	FT%											
20.4	10.9	1.6	1.2	45.7	42.1	84.2											
<b>2</b>		<b>BRIAN RICHARDSON</b> - Jr. - G - 6-4 - 175 - Wilson, N.C. <table border="1"><thead><tr><th>MIN</th><th>PTS</th><th>RBS</th><th>AST</th><th>FG%</th><th>3FG%</th><th>FT%</th></tr></thead><tbody><tr><td>19.1</td><td>8.0</td><td>2.3</td><td>1.0</td><td>40.2</td><td>38.5</td><td>73.2</td></tr></tbody></table>	MIN	PTS	RBS	AST	FG%	3FG%	FT%	19.1	8.0	2.3	1.0	40.2	38.5	73.2	<ul style="list-style-type: none"> <li>Has 10 double-figure scoring games this season (20 career), and has hit career high 20 points on two occasions this season (at Miss State, vs. Arkansas)</li> <li>Six points and two assists vs. Ole Miss; 7.3 ppg in league play</li> </ul>
MIN	PTS	RBS	AST	FG%	3FG%	FT%											
19.1	8.0	2.3	1.0	40.2	38.5	73.2											
<b>5</b>		<b>ERIC SMITH</b> - Jr. - G - 5-11 - 205 - Mullins, S.C. <table border="1"><thead><tr><th>MIN</th><th>PTS</th><th>RBS</th><th>AST</th><th>FG%</th><th>3FG%</th><th>FT%</th></tr></thead><tbody><tr><td>27.7</td><td>5.6</td><td>1.7</td><td>3.0</td><td>32.4</td><td>25.8</td><td>66.1</td></tr></tbody></table>	MIN	PTS	RBS	AST	FG%	3FG%	FT%	27.7	5.6	1.7	3.0	32.4	25.8	66.1	<ul style="list-style-type: none"> <li>Set career high with nine assists vs. App State (previous career high was 7)</li> <li>Leads the team with 3.0 assists per game</li> <li>Game winning 3 vs. Ole Miss; SEC highs 12 points and five assists in win</li> <li>Hit 6-of-8 attempts from the free throw line vs. Miss State on Wed.</li> </ul>
MIN	PTS	RBS	AST	FG%	3FG%	FT%											
27.7	5.6	1.7	3.0	32.4	25.8	66.1											
<b>12</b>		<b>AUSTIN CONSTABLE</b> - Fr. - G - 6-0 - 175 - West Chester, Pa. <table border="1"><thead><tr><th>MIN</th><th>PTS</th><th>RBS</th><th>AST</th><th>FG%</th><th>3FG%</th><th>FT%</th></tr></thead><tbody><tr><td>1.5</td><td>0.0</td><td>0.3</td><td>0.0</td><td>0.0</td><td>0.0</td><td>0.0</td></tr></tbody></table>	MIN	PTS	RBS	AST	FG%	3FG%	FT%	1.5	0.0	0.3	0.0	0.0	0.0	0.0	<ul style="list-style-type: none"> <li>Walk-on guard</li> <li>Averaged 18 points and 4.0 assists per game during senior season at Henderson High School in West Chester, Pa.</li> <li>Played one minute vs. UALR; saw action vs. Jacksonville and PC</li> </ul>
MIN	PTS	RBS	AST	FG%	3FG%	FT%											
1.5	0.0	0.3	0.0	0.0	0.0	0.0											
<b>14</b>		<b>LAIMONAS CHATKEVICIUS</b> - Fr. - F - 6-11 - 255 - Klaipeda, Lithuania <table border="1"><thead><tr><th>MIN</th><th>PTS</th><th>RBS</th><th>BLK</th><th>FG%</th><th>3FG%</th><th>FT%</th></tr></thead><tbody><tr><td>12.3</td><td>3.9</td><td>3.1</td><td>0.4</td><td>42.9</td><td>33.3</td><td>59.4</td></tr></tbody></table>	MIN	PTS	RBS	BLK	FG%	3FG%	FT%	12.3	3.9	3.1	0.4	42.9	33.3	59.4	<ul style="list-style-type: none"> <li>Posted 8 points at Missouri, including 4-of-4 from free throw line</li> <li>Earned start at Alabama, posted season high 11 points, 7 rebounds in 25 min.</li> <li>Season high 10 rebounds in start at Georgia;</li> </ul>
MIN	PTS	RBS	BLK	FG%	3FG%	FT%											
12.3	3.9	3.1	0.4	42.9	33.3	59.4											
<b>23</b>		<b>BRUCE ELLINGTON</b> - Jr. - G - 5-9 - 197 - Moncks Corner, S.C. <table border="1"><thead><tr><th>MIN</th><th>PTS</th><th>RBS</th><th>AST</th><th>FG%</th><th>3FG%</th><th>FT%</th></tr></thead><tbody><tr><td>32.6</td><td>9.7</td><td>2.6</td><td>2.7</td><td>33.0</td><td>25.3</td><td>62.3</td></tr></tbody></table>	MIN	PTS	RBS	AST	FG%	3FG%	FT%	32.6	9.7	2.6	2.7	33.0	25.3	62.3	<ul style="list-style-type: none"> <li>Caught game-winning TD vs. Michigan in the Jan. 1 Outback Bowl</li> <li>Nine points and three assists vs. Ole Miss</li> <li>10 points and a season high six assists vs. Texas A&amp;M</li> <li>Matched season high with six assists vs. Miss. State, also 9 points</li> </ul>
MIN	PTS	RBS	AST	FG%	3FG%	FT%											
32.6	9.7	2.6	2.7	33.0	25.3	62.3											
<b>24</b>		<b>MICHAEL CARRERA</b> - Fr. - F - 6-5 - 212 - Anzoátegui, Venezuela <table border="1"><thead><tr><th>MIN</th><th>PTS</th><th>RBS</th><th>BLK</th><th>FG%</th><th>3FG%</th><th>FT%</th></tr></thead><tbody><tr><td>21.2</td><td>10.2</td><td>7.0</td><td>0.6</td><td>46.2</td><td>43.8</td><td>73.3</td></tr></tbody></table>	MIN	PTS	RBS	BLK	FG%	3FG%	FT%	21.2	10.2	7.0	0.6	46.2	43.8	73.3	<ul style="list-style-type: none"> <li>Double-double vs. Tennessee, 18 points, 11 rebounds</li> <li>5th double-double of the season vs. Ole Miss; 13 points and 13 rebounds</li> <li>Led team with 16 points and 9 rebounds at Texas A&amp;M</li> <li>Has led team in scoring in six of last 11 games (10.9 ppg during stretch)</li> </ul>
MIN	PTS	RBS	BLK	FG%	3FG%	FT%											
21.2	10.2	7.0	0.6	46.2	43.8	73.3											
<b>25</b>		<b>MINDAUGAS KACINAS</b> - Fr. - F - 6-7 - 210 - Klaipeda, Lithuania <table border="1"><thead><tr><th>MIN</th><th>PTS</th><th>RBS</th><th>BLK</th><th>FG%</th><th>3FG%</th><th>FT%</th></tr></thead><tbody><tr><td>20.4</td><td>5.2</td><td>3.9</td><td>0.5</td><td>51.9</td><td>20.0</td><td>68.0</td></tr></tbody></table>	MIN	PTS	RBS	BLK	FG%	3FG%	FT%	20.4	5.2	3.9	0.5	51.9	20.0	68.0	<ul style="list-style-type: none"> <li>Named the Dec. 31 SEC Freshman of the Week (13 points vs. PC)</li> <li>Two assists, four points and five rebounds in win vs. Arkansas</li> <li>Scored five points and collected four rebounds vs. Missouri on Feb. 28</li> <li>Earned start at Texas A&amp;M; scored eight points, four rebounds</li> </ul>
MIN	PTS	RBS	BLK	FG%	3FG%	FT%											
20.4	5.2	3.9	0.5	51.9	20.0	68.0											
<b>30</b>		<b>LAKEEM JACKSON</b> - Sr. - G - 6-5 - 235 - Charlotte, N.C. <table border="1"><thead><tr><th>MIN</th><th>PTS</th><th>RBS</th><th>AST</th><th>FG%</th><th>3FG%</th><th>FT%</th></tr></thead><tbody><tr><td>29.1</td><td>7.8</td><td>6.1</td><td>1.9</td><td>56.1</td><td>50.0</td><td>34.4</td></tr></tbody></table>	MIN	PTS	RBS	AST	FG%	3FG%	FT%	29.1	7.8	6.1	1.9	56.1	50.0	34.4	<ul style="list-style-type: none"> <li>Nine points and five rebounds at Missouri, also 3 assists and two steals</li> <li>3 double-doubles this season</li> <li>Collected three rebounds at Texas A&amp;M</li> <li>Team high eight rebounds on Senior Night, also nine points vs. Miss State</li> </ul>
MIN	PTS	RBS	AST	FG%	3FG%	FT%											
29.1	7.8	6.1	1.9	56.1	50.0	34.4											
<b>32</b>		<b>DAMIEN LEONARD</b> - So. - G - 6-4 - 190 - Greenville, S.C. <table border="1"><thead><tr><th>MIN</th><th>PTS</th><th>RBS</th><th>AST</th><th>FG%</th><th>3FG%</th><th>FT%</th></tr></thead><tbody><tr><td>15.3</td><td>4.1</td><td>2.0</td><td>0.6</td><td>30.3</td><td>29.2</td><td>76.5</td></tr></tbody></table>	MIN	PTS	RBS	AST	FG%	3FG%	FT%	15.3	4.1	2.0	0.6	30.3	29.2	76.5	<ul style="list-style-type: none"> <li>Had a breakout game vs. Auburn, hitting 6-of-9 from the field, including 5-of-8 from 3-point range for 17 points; also career high nine rebounds</li> <li>Played career high 38 minutes vs. Tennessee on Feb. 10; four points</li> <li>Scored a career high 20 points vs. Missouri on Feb. 28; hitting 6 3s</li> </ul>
MIN	PTS	RBS	AST	FG%	3FG%	FT%											
15.3	4.1	2.0	0.6	30.3	29.2	76.5											
<b>33</b>		<b>RJ SLAWSON</b> - Jr. - F - 6-8 - 220 - Charleston, S.C. <table border="1"><thead><tr><th>MIN</th><th>PTS</th><th>RBS</th><th>BLK</th><th>FG%</th><th>3FG%</th><th>FT%</th></tr></thead><tbody><tr><td>16.1</td><td>4.2</td><td>3.4</td><td>0.6</td><td>44.8</td><td>20.0</td><td>67.9</td></tr></tbody></table>	MIN	PTS	RBS	BLK	FG%	3FG%	FT%	16.1	4.2	3.4	0.6	44.8	20.0	67.9	<ul style="list-style-type: none"> <li>Four points and five rebounds in nine minutes off the bench vs. Auburn</li> <li>Key in win at LSU; season high 11 points, 4-of-5 from field and free throw line</li> <li>Season high 12 points at Missouri</li> <li>Three blocks vs. LSU (Feb. 14)</li> </ul>
MIN	PTS	RBS	BLK	FG%	3FG%	FT%											
16.1	4.2	3.4	0.6	44.8	20.0	67.9											
<b>35</b>		<b>BRIAN STEELE</b> - Fr. - F - 6-5 - 196 - Greenville, S.C. <table border="1"><thead><tr><th>MIN</th><th>PTS</th><th>RBS</th><th>AST</th><th>FG%</th><th>3FG%</th><th>FT%</th></tr></thead><tbody><tr><td>9.0</td><td>2.2</td><td>1.0</td><td>0.6</td><td>30.0</td><td>37.5</td><td>1.000</td></tr></tbody></table>	MIN	PTS	RBS	AST	FG%	3FG%	FT%	9.0	2.2	1.0	0.6	30.0	37.5	1.000	<ul style="list-style-type: none"> <li>Walk-on forward</li> <li>After solid week of practice, earned the start at Texas A&amp;M; scoring three points, one steal; hit game-tying 3 just before halftime buzzer</li> <li>Started vs. Miss State, six points and two assists</li> </ul>
MIN	PTS	RBS	AST	FG%	3FG%	FT%											
9.0	2.2	1.0	0.6	30.0	37.5	1.000											
<b>45</b>		<b>CARLTON GEATHERS</b> - R-So. - F - 6-10 - 255 - Georgetown, S.C. <table border="1"><thead><tr><th>MIN</th><th>PTS</th><th>RBS</th><th>AST</th><th>FG%</th><th>3FG%</th><th>FT%</th></tr></thead><tbody><tr><td>7.8</td><td>1.0</td><td>1.5</td><td>0.6</td><td>43.5</td><td>0.0</td><td>66.7</td></tr></tbody></table>	MIN	PTS	RBS	AST	FG%	3FG%	FT%	7.8	1.0	1.5	0.6	43.5	0.0	66.7	<ul style="list-style-type: none"> <li>Sophomore forward who suffered a fractured knee cap over the summer and continues to be out indefinitely.</li> <li>Stats to left based on 2011-12 season.</li> </ul>
MIN	PTS	RBS	AST	FG%	3FG%	FT%											
7.8	1.0	1.5	0.6	43.5	0.0	66.7											
<b>55</b>		<b>SHANE PHILLIPS</b> - Sr. - G - 5-10 - 170 - Pittsburgh, Pa. <table border="1"><thead><tr><th>MIN</th><th>PTS</th><th>RBS</th><th>AST</th><th>FG%</th><th>3FG%</th><th>FT%</th></tr></thead><tbody><tr><td>3.1</td><td>0.4</td><td>0.0</td><td>0.4</td><td>40.0</td><td>0.0</td><td>0.0</td></tr></tbody></table>	MIN	PTS	RBS	AST	FG%	3FG%	FT%	3.1	0.4	0.0	0.4	40.0	0.0	0.0	<ul style="list-style-type: none"> <li>Senior walk-on guard who is expected to see playing time this season</li> <li>Saw action vs. St. John's, Jacksonville, PC; 13 minutes vs. Texas A&amp;M</li> <li>Career high 3 assists and first-career made basket at A&amp;M</li> <li>Will be honored prior to Mississippi State for Senior Night</li> </ul>
MIN	PTS	RBS	AST	FG%	3FG%	FT%											
3.1	0.4	0.0	0.4	40.0	0.0	0.0											

## INTERVIEW POLICIES

All interview requests must be made in advance to SID Emily Feeney in the South Carolina Media Relations Office. Beginning with the start of practice in October, Feeney will release a weekly coach and student-athlete availability schedule to media on Monday's.

**Post-Game Interview Policy:** After each home game, the visiting coach will address the media first, followed by South Carolina student-athletes then South Carolina head coach Frank Martin. (Depending on deadline, this may be altered on a game-by-game basis).

**Road Interview Policy:** Interviews with Coach Martin while on the road will be scheduled according to the home post-game media procedure. No student-athlete interviews are allowed until after the game once the team leaves Columbia.

All interviews are to be coordinated through the Media Relations Office. This allows the staff to arrange the interview when it best suits the student-athlete's and the reporter's schedules. Please contact the Media Relations Office in advance to make your interview requests. Media are not permitted to contact student-athletes on their own at any time.

All interviews will take place at the designated media interview site for that day as listed in the weekly availability schedule or in the Media Relations Office.

Dormitory, apartment and cell phone numbers for student-athletes will not be provided to the media. Should you need to conduct a telephone interview with a student-athlete, a call will be placed to you from the student-athlete at a mutually agreeable time.

## SOUTH CAROLINA MEDIA RELATIONS

**Emily Feeney, primary contact**

Assistant Director

cell: 803-727-3284

e-mail: efeeney@mailbox.sc.edu

Twitter: @EmilyFeeneySID

Website: www.GamecocksOnline.com

Facebook: www.Facebook.com/gamecocksonline

Twitter: @GamecockMBB

## STAT COMPARISON

	SC	VANDY
Record	14-16	13-16
Conference Record	4-13	7-10
Current Streak	W1	L1
Scoring Avg.	66.4	59.5
Opponent Scoring Avg.	68.7	59.9
Scoring Margin	-2.3	-0.3
Field Goal %	.416	.405
Opponent Field Goal %	.451	.409
3-Point Field Goal %	.327	.350
Opponent 3-Point Field Goal %	.333	.316
3-Point Field Goal Made PG	6.0	7.7
3-Point Field Goal Attempts PG	18.2	22.1
Free Throw %	.685	.622
Opponent Free Throw %	.655	.714
Rebounding Avg.	35.4	32.9
Opponent Rebounding Avg.	32.6	33.4
Rebounding Margin	+2.8	-0.5
Turnovers Avg.	15.4	12.5
Opponent Turnover Avg.	14.4	11.8
Assists Avg.	12.2	11.7
Blocks Avg.	3.4	3.4
Steals Avg.	5.2	4.9

## WEEKLY MEDIA AVAILABILITY (MARCH 3-9)

SUNDAY March 3	MONDAY March 4	TUESDAY March 5	WEDNESDAY March 6	THURSDAY March 7	FRIDAY March 8	SATURDAY March 9
No Availability	SEC Teleconf. Martin at 11:14 a.m.	Martin Press Conference 11 a.m., CLA	vs. Miss. State W, 79-72	No Availability	No Availability	at Vanderbilt 1:30 p.m. ET

\* All practices are closed • please contact SID Emily Feeney for all media requests

### A SOUTH CAROLINA WIN WOULD ...

- Be Carolina's first road win since the Jan. 16 82-73 overtime victory at LSU
- Be the Gamecocks' first in Memorial Gym since the 2010 campaign
- Be the first time the Gamecocks had back-to-back SEC wins since the 2011 campaign (at Florida, vs. Arkansas)

■ South Carolina suffered a 62-54 overtime loss on the road at Georgia on Feb. 23. Down early, the Gamecocks battled back in the second half to force the OT session, but UGA out-scored Carolina 9-1 in extra time to close the win. The Bulldogs took 46 free throws in the contest, compared to 24 for the Gamecocks. Junior guard Bruce Ellington led Carolina with 11 points, while freshman forward Laimonas Chatkevicius pulled down a season high 10 rebounds.

■ South Carolina snapped a six-game losing streak on Feb. 20 with a thrilling 63-62 victory over visiting Ole Miss at Colonial Life Arena. Junior guard Eric Smith netted the game-winner, a 3-point basket with 27 seconds remaining. Senior forward Lakeem Jackson and Chatkevicius blocked shots with two seconds, and just nano seconds, respectively, on the clock to secure the Gamecock win.

■ The Gamecocks held SEC scoring leader, UM's Marshall Henderson to just 11 points on Feb. 20, eight of which came in the opening half. Henderson entered the game averaging 19.7 points per game, including a mark of 21.3 per league game.

■ Freshman forward Michael Carrera put together his fifth double-double of the season with team highs of 13 points and 13 rebounds vs. Ole Miss. Carrera has 11 double-figure scoring contests and five double-figure rebounding games this season.

■ South Carolina shot 50 percent (13-26) from the floor in the second half of the Feb. 16 contest at Alabama, but the Gamecocks were unable to overcome an early 23-point Alabama advantage, and suffered a 68-58 loss on the road in Tuscaloosa. Junior guard Brenton Williams led the Gamecocks with 14 points off the bench, while senior forward Lakeem Jackson pulled down a team high nine rebounds. It marked the seventh time this season that Williams has led, or shared the team lead, in scoring and the ninth time for Jackson in the rebounding column.

■ South Carolina shot a season high 57.7 percent (30-52) from the field, including a near season best of hitting 7-of-12 (58.3%) from beyond the arc, in a convincing 75-54 victory over Arkansas at Colonial Life Arena on Jan. 26. The win marked Carolina's first in league play at home this season. The 21-point margin of victory marked the largest in conference play since an 18-point win over Kentucky on Feb. 25, 2009. It was the first margin of at least 20 points in SEC play since an 83-61 win over Mississippi State on Feb. 11, 2006. Both of those wins occurred at Colonial Life Arena.

■ After trailing 15-3, South Carolina ended the first half vs. Arkansas on a 40-11 run over the final 14:49 of the first half.

■ Carolina's 75 points vs. Arkansas were the most in a regulation SEC game since posting a 79-73 win vs. Ole Miss on Feb. 22, 2011.

■ South Carolina earned the first SEC win for head coach Frank Martin at LSU on Jan. 16 in an 82-73 overtime decision. Carolina was once again stellar in overtime, hitting 9-of-10 attempts in the extra session from the free throw line. Carrera posted 23 points in 24 minutes off the bench to pace the Gamecocks in the contest.

■ Carrera (23 points, 10 rebounds) and senior forward Lakeem Jackson (11 points, 11 rebounds) both collected double-doubles in the contest at LSU, marking the first time that two Gamecocks have had a double-double in the same game since the 2008 campaign.

■ Carrera's 23 points scored vs. LSU were the most by a Gamecock this season, and the most by a Gamecock freshman since then-freshman Bruce Ellington also posted 23 at Florida on Jan. 15, 2011.

■ Senior guard LaShay Page, a post-graduate student from Dillon, S.C., will not compete with the South Carolina men's basketball team for the remainder of the 2012-13 season due to an academic eligibility issue.

### WILLIAMS SETS SCORING RECORDS

Junior guard Brenton Williams scored a career high 38 points to lead the Gamecocks in the victory vs. Mississippi State on Wednesday, which marked a new South Carolina record for points scored in an SEC regular season contest, and a new Colonial Life Arena record. It marked the first 30-point performance for a Gamecock since then-freshman Bruce Ellington posted 31 at Furman on Dec. 22, 2010, and the most points in a game since Terry Dozier also netted 38 in an 86-85 win over Florida State on March 3, 1987, 26 years ago to the day, in the Metro Conference Tournament. Williams hit 10-of-17 attempts from the floor, including a 6-of-9 mark from 3-point range and a 12-of-12 effort from the free throw line. The 38 points matched Texas A&M's Elston Turner for the second-most scored by a player from the SEC this season.

### SCOUTING VANDERBILT

The Commodores suffered a 66-40 loss at Florida on Wednesday, but had won their three previous games - at Mississippi State, vs. Georgia and at Auburn. Vandy enters Saturday's contest with a 13-16 overall record, which includes a 7-10 mark in SEC play. VU is currently ranked 10th in the league. Sophomore guard Kedren Johnson paces the team with 13.7 points per game and 3.6 assists per outing. The Gamecocks held Johnson to just three points in the meeting at Colonial Life Arena in January. Vandy ranks third in league play in field goal defense, holding opponents to just 60.1 points per game and the Commodores' 7.9 made 3-point baskets per game ranks second. The team is led by head coach Kevin Stallings in his 14th season.

## ► ASSOCIATED PRESS TOP 25

March 4, 2013

Rk.	Team	Record	Pts.
1	Gonzaga (51)	29-2	1,607
2	Indiana (7)	25-4	1,517
3	Duke (5)	25-4	1,471
4	Kansas	25-4	1,433
5	Georgetown (2)	23-4	1,384
6	Miami (FL)	23-5	1,245
7	Michigan	24-5	1,240
8	Louisville	24-5	1,217
9	Kansas State	24-5	1,040
10	Michigan State	22-7	1,006
11	Florida	23-5	993
12	New Mexico	25-4	950
13	Oklahoma State	22-6	833
14	Ohio State	21-7	763
15	Marquette	21-7	687
16	Saint Louis	23-5	675
17	Syracuse	22-7	589
18	Arizona	23-6	394
19	Oregon	23-6	332
20	Pittsburgh	23-7	326
21	Virginia Commonwealth	23-6	277
22	Wisconsin	20-9	217
23	UCLA	22-7	196
24	Notre Dame	22-7	164
25	Memphis	25-4	149

Others receiving votes: North Carolina 109, Louisiana Tech 103, Saint Mary's 47, UNLV 43, California 33, Butler 26, Illinois 25, Minnesota 10, Creighton 7, Middle Tennessee 5, Akron 4, Missouri 4, Belmont 3, Colorado State 1

Dropped from rankings: Butler 20, Louisiana Tech 25

## ► ESPN/USA TODAY TOP 25

March 4, 2013

Rk.	Team	Record	Pts.
1	Indiana (28)	24-3	772
1	Gonzaga (29)	29-2	773
2	Indiana	25-4	710
3	Kansas (1)	25-4	707
4	Duke	25-4	668
5	Georgetown	23-4	649
6	Louisville (1)	24-5	614
7	Miami (FL)	23-5	568
8	Michigan	24-5	566
9	Florida	23-5	522
10	Kansas State	24-5	494
11	New Mexico	25-4	453
12	Michigan State	22-7	430
13	Ohio State	21-7	399
14	Oklahoma State	22-6	366
15	Saint Louis	23-5	338
16	Syracuse	22-7	277
17	Marquette	21-7	253
18	Arizona	23-6	233
19	Virginia Commonwealth	23-6	173
20	Memphis	25-4	172
21	Wisconsin	20-9	135
22	Pittsburgh	23-7	118
23	Saint Mary's	26-5	84
24	Notre Dame	22-7	73
25	Oregon	23-6	59

Others receiving votes: Middle Tennessee 51, UCLA 42, Louisiana Tech 41, North Carolina 28, Butler 18, Creighton 10, UNLV 9, Oklahoma 7, San Diego State 7, Illinois 6, Akron 6, Colorado State 5, Belmont 4, Minnesota 3, Virginia 2, California 2

Dropped from rankings: Butler 21, Akron 24



## SOUTHEASTERN CONFERENCE STANDINGS

As of March 7, 2012

Team	Conference	Overall
Florida	14-3	24-5
Kentucky	11-5	20-9
Missouri	11-6	22-8
Ole Miss	11-6	22-8
Alabama	11-6	19-11
Tennessee	10-7	18-11
LSU	9-8	18-10
Arkansas	9-8	18-12
Georgia	8-8	14-15
Vanderbilt	7-10	13-16
Texas A&M	7-10	17-13
South Carolina	4-13	14-16
Mississippi State	3-14	8-21
Auburn	3-14	9-21

<sup>^</sup> SEC Champion

## COACHES TELECONFERENCE

The weekly SEC men's basketball coaches teleconference is scheduled for every Monday Jan. 4 - March 5.

The 12 Southeastern Conference men's head basketball coaches will be featured from 10:00 - 11:17 a.m. (CT).

Media representatives wishing to participate in the teleconference should contact the SEC Media Relations Department for further details. Each coach will appear on the teleconference for seven minutes, according to the following schedule:

## ORDER OF APPEARANCE

(All Times Eastern)

11:00 a.m.	Kevin Stallings, Vanderbilt
11:07 a.m.	Billy Donovan, Florida
11:14 a.m.	Frank Martin, South Carolina
11:21 a.m.	Mark Fox, Georgia
11:28 a.m.	Johnny Jones, LSU
11:35 a.m.	John Calipari, Kentucky
11:42 a.m.	Cuonzo Martin, Tennessee
11:49 a.m.	Mike Anderson, Arkansas
11:56 a.m.	Anthony Grant, Alabama
12:03 a.m.	Tony Barbee, Auburn
12:10 a.m.	Andy Kennedy, Ole Miss
12:17 a.m.	Rick Ray, Miss. State
12:24 a.m.	Frank Haith, Missouri
12:31 a.m.	Billy Kennedy, Texas A&M

In addition, the SEC men's basketball teams who make it to postseason will be on a teleconference on Monday, March 18 beginning at 11:00 a.m. ET.

All SEC basketball teleconferences can be listened to on the internet at [www.secsports.com](http://www.secsports.com) shortly after the conclusion of the teleconference

## SOUTH CAROLINA BENCH PRODUCTION

GAME	SC-OPP	DIFF.	SC HIGH BENCH SCORER
Milwaukee	28-16	+12	Williams, 14
Morgan State	18-13	+3	Richardson, 10
Rider	32-9	+23	Kacinas, 18
Elon	16-13	+3	Richardson, 7
vs. Missouri St.	37-13	+24	Carrera, 18
vs. UALR	30-13	+17	Kacinas, 13
at St. John's	37-29	+8	Williams, 10
Clemson	40-20	+21	Williams, 16
Jacksonville	46-41	+5	Richardson, 16
Appalachian State	25-23	+2	Williams, 11
vs. Manhattan	21-25	-4	Richardson, 12
Presbyterian	25-10	+15	Leonard, 15
SC State	25-10	+15	Williams, 14
at Miss State	11-22	-11	Chatkevicius, 4
Auburn	27-27	-	Leonard, 17
at LSU	53-17	+36	Carrera, 23
Vanderbilt	23-25	-2	Williams, 16
at Missouri	30-23	+7	Williams, 16
Arkansas	27-9	+18	Richardson, 20
at Florida	8-21	-13	Kacinas/Leonard, 4
Georgia	21-34	-13	Richardson, 12
at Kentucky	16-20	-4	Leonard, 6
Tennessee	13-30	-17	Smith, 9
LSU	9-13	-4	Slawson, 4
at Alabama	26-23	+3	Williams, 14
Ole Miss	18-9	+9	Williams, 8
at Georgia	23-30	-7	Williams, 9
Missouri	49-19	+30	Leonard, 20
at Texas A&M	19-16	+3	Williams, 9
Miss State	49-29	+20	Williams, 38
at Vanderbilt			
SEC Tournament			
NCAA Tournament			

## SPECIALTY STATS

(PP) points in paint; (OT) points off turnovers; (2nd) second chance points; (FB) fast break points

(South Carolina-Opponent)

GAME	PP	OT	2ND	FB
Milwaukee	46-20	17-15	14-10	12-4
Morgan State	34-48	22-20	19-4	6-14
Rider	34-42	24-21	9-4	12-12
Elon	22-24	17-18	15-6	14-6
vs. Missouri St.	20-34	14-26	5-12	3-4
vs. UALR	38-26	22-14	19-9	10-2
at St. John's	34-30	6-10	23-14	2-11
Clemson	26-26	14-23	15-10	8-8
Jacksonville	36-36	6-20	11-8	14-14
Appalachian State	36-32	13-26	8-13	7-12
vs. Manhattan	26-20	20-12	22-10	2-6
Presbyterian	30-24	16-12	19-5	12-7
SC State	48-38	20-8	19-17	5-10
at Miss State	20-34	15-28	10-6	2-14
Auburn	24-26	18-15	20-8	7-12
at LSU	36-30	27-17	12-7	8-4
Vanderbilt	18-20	17-9	7-8	4-9
at Missouri	26-28	13-17	10-20	8-10
Arkansas	40-34	14-26	15-11	18-14
at Florida	18-28	2-22	6-7	4-16
Georgia	20-24	9-16	13-6	9-11
at Kentucky	18-42	16-8	8-8	2-8
Tennessee	30-28	19-10	10-12	10-4
LSU	24-40	12-18	10-13	11-12
at Alabama	34-26	15-18	8-13	12-4
Ole Miss	32-28	8-8	14-9	6-11
at Georgia	22-20	12-18	9-14	2-4
Missouri	24-46	16-17	12-8	4-21
at Texas A&M	18-34	4-18	5-17	7-15
Miss State	18-26	25-16	11-13	10-27
at Vanderbilt				
SEC Tournament				
NCAA Tournament				
<b>SC Total</b>	<b>832</b>	<b>453</b>	<b>378</b>	<b>231</b>
<b>SC Average</b>	<b>27.7</b>	<b>15.1</b>	<b>12.6</b>	<b>7.7</b>
Opp Total	914	521	302	292
Opp Average	30.4	17.4	10.1	9.7

## UNIVERSITY INFORMATION

Location..... Columbia, S.C.  
 Founded ..... 1801  
 Enrollment ..... 30,721  
 Nickname..... Gamecocks  
 Colors ..... Garnet (PMS 202) and Black  
 National Affiliation..... NCAA Division I  
 Conference ..... Southeastern (SEC)  
 Athletics Web Address..... www.GamecocksOnline.com  
 University Web Address ..... www.sc.edu  
 President ..... Dr. Harris Pastides  
 NCAA Representative..... Dr. Zach Kelehear  
 Athletics Director ..... Ray Tanner  
 Basketball Administrator/Chief Operating Officer ..... Kevin O'Connell

## BASKETBALL STAFF/INFORMATION

Head Coach..... Frank Martin  
 Alma Mater ..... Florida International, '93  
 Record At South Carolina/Seasons ..... First Season  
 Overall Record/Seasons..... 131-70 (.651), 6th season  
 Associate Head Coach..... Brad Underwood (Kansas State, '86)  
 Assistant Coach/Recruiting Coordinator..... Matt Figger (Eastern Kentucky, '95)  
 Assistant Coach..... Lamont Evans (Kansas State, '09)  
 Director of Basketball Operations..... Andy Assaley (Cincinnati, '96)  
 Strength & Conditioning Coach..... Scott Greenawalt (Muskingum College, '98)  
 Athletic Trainer..... Mark Rodger (Buffalo, '01)  
 Video Coordinator..... Dylan Lockwood (Cazenovia, '05)  
 Grad. Student Mgr./Student-Athlete Development... Doug Edwards (Florida State, '07)  
 Graduate Student Manager ..... Darren Kent (Kansas State, '09)  
 Home Arena..... Colonial Life Arena  
 Capacity..... 18,000  
 Arena General Manager ..... Lexi Boone  
 Press Row Phone Number ..... 803-777-6182

## BASKETBALL HISTORY

First Year of Basketball..... 1908  
 All-Time Record..... 1,311-1,165-1 (.529)  
 Overall Postseason Record..... 25-18  
 NCAA Tournament Appearances..... 1971, 1972, 1973, 1974, 1989, 1997,  
 ..... 1998, 2004  
 NCAA Tournament Record ..... 4-9  
 Last NCAA Tournament Appearance..... 2004, L vs. Memphis, 59-43  
 NIT Appearances..... 1969, 1975, 1978, 1983, 1991, 1996,  
 ..... 2001, 2002, 2005, 2006, 2009  
 NIT Record ..... 21-9  
 Last NIT Appearance..... 2009, L vs. Davidson, 70-63  
 Conference Championships ..1970 ACC, 1997 SEC, 2009 SEC East Co-Champs  
 Conference Tournament Titles..... 1934 SoCon, 1971 ACC

## TEAM INFORMATION

2011-12 Record ..... 10-21  
 Southeastern Conference Record/Finish ..... 2-14/12th  
 Postseason..... None  
 Letterwinners Returning/Lost..... 9/3  
 Starters Returning/Lost..... 2/3\*  
 ..... \*based on final game starters from 2011-12 season  
 Newcomers..... 4  
 Roster Breakdown ..... 3 freshmen, 2 sophomores, 5 juniors, 3 seniors

## MEDIA RELATIONS

Asst. Media Relations Director/Men's Basketball Contact ..... Emily Feeney-Molinary  
 Feeney's email ..... efeeney@mailbox.sc.edu  
 Feeney's office phone ..... 803-777-7743  
 Website..... GamecocksOnline.com



## HEAD COACH FRANK MARTIN

### COACHING CAREER

#### KANSAS STATE (2007-12)

2007-08	21-12	NCAA, 2nd Round
2008-09	22-12	NIT, 2nd Round
2009-10	29-8	NCAA, Elite Eight
2010-11	23-11	NCAA, 3rd Round
2011-12	22-11	NCAA, 3rd Round
<b>5 years</b>	<b>117-54 (.684)</b>	<b>7-5 postseason record</b>



#### SOUTH CAROLINA (2012-PRESENT)

2012-13	14-16	-
<b>1 year</b>	<b>14-16</b>	
<b>Career Total</b>	<b>131-70 (.651)</b>	

### COACHING

#### EXPERIENCE

28th season

#### COLLEGE EXPERIENCE

13th season

#### COLLEGE HEAD COACH EXPERIENCE

6th season

#### HIRE DATE AT CAROLINA

March 27, 2012

### PERSONAL

#### HOMETOWN

Miami, Fla.

#### ALMA MATER

Florida International, 1993 (B.A. Physical Education)

#### FAMILY

Wife, Anya

Children, Brandon, Amalia and Christian

### COACHING RESUME

#### HIGH SCHOOL

Miami Senior High, 1985-93

Varsity Boys' Assistant Coach

Junior Varsity Boys' Head Coach

North Miami High, Head Coach, 1993-95

Miami Senior High, Head Coach, 1995-98

B.T. Washington High, Head Coach, 1999-2000

#### COLLEGE ASSISTANT COACH

Northeastern, 2000-04

Cincinnati, 2004-06

Kansas State, 2006-07

#### COLLEGE HEAD COACH

Kansas State, 2007-12

South Carolina, 2012-present

### VANDY SERIES

Vandy holds a 27-24 edge in the all-time series with South Carolina, including a 14-10 upperhand in games played in Nashville. Vandy has won four straight games in the series, with Carolina's last win an 83-75 overtime victory early in the 2011 SEC campaign. Below is a breakdown of the last 10 meetings between the two schools.

### VANDERBILT (24-27)

#### H: 12-12; A: 10-14; N: 2-1

F. 9, 2008	H	65-66		L
J. 28, 2009	H	86-76	W	
F. 28, 2009	A	83-96		L
J. 16, 2010	H	79-89		L
M. 6, 2010	A	77-73	W	
J. 8, 2011	H	83-75 (OT)	W	
F. 5, 2011	A	60-78		L
J. 10, 2012	H	57-67		L
F. 22, 2012	A	48-59		L
J. 19, 2013	H	51-58		L

### BY THE NUMBERS

**18** - South Carolina dished 18 assists on 21 made baskets in Wednesday's victory over Mississippi State. It marked the most assists in a game for Carolina since dishing 20 against Auburn on Jan. 12.

**6** - Junior guard Bruce Ellington matched a season high for the second straight game with six assists vs. Mississippi State. Over the course of the last five games, Ellington is averaging 9.0 points and 4.4 assists per game.

**28** - South Carolina's 28 made free throws vs. Mississippi State matched a season high, which was set earlier this season in the overtime victory at LSU.

**12-of-12** - Junior guard Brenton Williams hit all 12 of his attempts from the free throw line this season. Both the attempts and makes marked career highs for Williams. He has hit 39-of-44 (88.6%) attempts from the line in SEC play this season.

**7** - South Carolina committed a season low seven turnovers vs. Vanderbilt on Jan. 19. It marked just the third time this season that the Gamecocks have committed single-digit turnovers in a game.

**23.7%** - The Gamecocks 23.7 percent (14-59) from the field vs. Vandy on Jan. 19 marked a season low in the category.

## EARLIER THIS SEASON VS. VANDERBILT

### GAME 17 - VANDERBILT 58, SOUTH CAROLINA 51 JAN. 19, 2013/ COLONIAL LIFE ARENA

**COLUMBIA, S.C.** - After cutting a 10-point deficit to two, South Carolina's (11-6, 1-3 SEC) comeback fell short as Vanderbilt (7-9, 1-3 SEC) defeated the Gamecocks 58-51 in conference action at Colonial Life Arena. Senior Lakeem Jackson recorded his 500th career rebound in a Gamecock uniform. Jackson entered the day needing one board to hit the milestone and pulled down a game-high 10.

Junior guard Brenton Williams scored a game-high 16 points in the contest to lead the way for South Carolina. He was the only Gamecock to score double figures. Freshman forward Michael Carrera tallied eight points and nine rebounds in the effort. The Gamecocks were 14-of-59 from the floor, but got 19 points from free throws, hitting 19-of-25.

South Carolina recorded just seven turnovers while registering nine steals. Vanderbilt recorded 18 turnovers on the day. The Commodores out-rebounded the Gamecocks 41-33.

Junior guard Kyle Fuller scored 12 to lead the Commodores on offense. Sophomore guard Dai-Jon Parker added 11 points and five rebounds. Kedren Johnson, a sophomore guard, pulled down a team-high eight rebounds. Johnson, the team's leading scorer, was held to three points, all from the free throw line.

South Carolina took an early 8-5 lead when junior guard Bruce Ellington drove to the basket and kicked the ball out to Williams for a 3. The Gamecocks would not score for nearly 10 minutes after the shot, starting the contest on 2-of-16 shooting. Free throws from Williams and junior guard Eric Smith were the only Gamecock points during the stretch.

With Vanderbilt holding an 18-12 advantage, Ellington ended the drought with an acrobatic reverse layup to make the score 18-14.

Williams found the net with a 3-pointer with 4:15 remaining before the break to pull the Gamecocks to within one at 18-17. Vanderbilt responded with a pair of Parker free throws which Carrera answered with a jumper to once again pull the Gamecocks within one. Vanderbilt scored the last four points of the half on layups by Fuller and freshman forward Sheldon Jeter to take a 24-19 lead into the break.

The Gamecocks ended the first half shooting 5-of-29 (17.2%) from the floor and were out-rebounded by the Commodores 21-15. South Carolina kept the game within reach with a 9-of-10 performance at the free throw line.

During halftime festivities, the South Carolina football team was recognized for their second-straight 11-win season and their victory in the Outback Bowl over Michigan in Tampa, Fla. on Jan. 1, 2013.

Out of the break, Jackson scored the first points of the half on a turnaround jumper in the lane to pull the Gamecocks to within three at 24-21. South Carolina struggled from the floor again, starting the half 2-of-9.

South Carolina's shooting woes allowed Vanderbilt to grow their lead to nine as the Commodores went on an 8-2 run to make the score 32-23 with 15:55 to go.

Williams hit a 3 to cut into the Vanderbilt lead at 38-32. The Commodores responded by scoring four straight points to push the lead to 10.

Trailing by 10 at 45-35 with 8:35 to go, Carrera hit two shots, cutting the lead to six. With 5:48 remaining, Jackson knocked down a pair of free throws to get within six at 48-42. On the next possession, Ellington stole the ball and hit Jackson in transition for the dunk.

Ellington picked up his second steal in a row on the next Vanderbilt possession. This time the two-sport athlete elected to take it himself. Ellington missed the shot, but was fouled. He knocked down both free throws to pull the Gamecocks within two at 48-46 with 1:01 remaining.

Vanderbilt hit 7-of-12 free throws down the stretch to hang on for the 58-51 win.

## GAME 17



Official Basketball Box Score - Game Totals - Final Statistics  
**Vanderbilt vs South Carolina**  
1/19/13 1:47 p.m. at Columbia, S.C. (Colonial Life Arena)

### Vanderbilt 58 • 7-9, 1-3 SEC

##	Player	Total			3-Ptr			Rebounds			PF	TP	A	TO	Blk	Stl	Min
		FG	FGA	FT	FTA	FG	FGA	FT	FTA	Off							
00	ODOM, Rod	f	2-3	1-2	3-4	1	3	4	3	8	1	1	0	0	0	30	
21	JETER, Sheldon	f	3-4	0-1	2-5	2	4	6	3	8	1	1	0	0	23		
34	MOATS, Shelby	c	1-2	0-0	1-2	0	0	0	4	3	1	2	0	0	14		
02	JOHNSON, Kedren	g	0-6	0-3	3-4	1	7	8	4	3	4	4	1	0	23		
24	PARKER, Dai-Jon	g	2-7	1-2	6-7	0	5	5	3	11	3	5	0	0	31		
11	FULLER, Kyle	g	3-5	2-2	4-8	0	5	5	0	12	2	2	0	0	28		
15	BRIGHT, Kevin	g	3-4	2-3	0-1	1	6	7	2	8	3	1	0	0	30		
40	HENDERSON, Josh	g	2-6	0-0	1-2	1	2	3	2	5	0	2	1	0	21		
	Team					0	2	2									
	<b>Totals</b>		<b>16-37</b>	<b>6-13</b>	<b>20-33</b>	<b>6</b>	<b>34</b>	<b>40</b>	<b>21</b>	<b>58</b>	<b>15</b>	<b>18</b>	<b>2</b>	<b>1</b>	<b>200</b>		

FG % 1st Half: 9-19 47.4% 2nd half: 7-18 38.9% Game: 16-37 43.2%  
3FG % 1st Half: 3-7 42.9% 2nd half: 3-6 50.0% Game: 6-13 46.2%  
FT % 1st Half: 3-6 50.0% 2nd half: 17-27 63.0% Game: 20-33 60.6%

### South Carolina 51 • 11-6, 1-3 SEC

##	Player	Total			3-Ptr			Rebounds			PF	TP	A	TO	Blk	Stl	Min
		FG	FGA	FT	FTA	FG	FGA	FT	FTA	Off							
14	CHATKEVICIUS, L.	f	0-2	0-1	2-2	0	0	0	2	2	0	0	0	0	7		
24	CARRERA, Michael	f	3-9	0-0	2-3	2	7	9	4	8	0	2	1	1	27		
30	JACKSON, Lakeem	f	2-6	0-0	2-4	5	5	10	3	6	1	0	0	0	33		
05	SMITH, Eric	g	1-5	0-2	3-3	0	1	1	1	5	0	0	0	0	28		
23	ELLINGTON, Bruce	g	2-13	0-5	3-4	1	3	4	5	7	2	1	0	3	34		
01	WILLIAMS, Brenton	g	3-10	3-7	7-8	0	2	2	3	16	2	1	0	1	25		
02	RICHARDSON, Brian	g	3-8	1-4	0-1	3	0	3	2	7	1	1	1	2	20		
25	KACINAS, Mindaugas	g	0-1	0-0	0-0	0	1	1	0	0	0	0	0	0	4		
32	LEONARD, Damien	g	0-2	0-1	0-0	0	0	0	0	0	0	0	0	0	6		
33	SLAWSON, RJ	g	0-3	0-1	0-0	0	2	3	0	1	2	0	2	2	16		
	Team					1	0	1									
	<b>Totals</b>		<b>14-59</b>	<b>4-21</b>	<b>19-25</b>	<b>12</b>	<b>21</b>	<b>33</b>	<b>24</b>	<b>51</b>	<b>7</b>	<b>7</b>	<b>2</b>	<b>9</b>	<b>200</b>		

FG % 1st Half: 5-29 17.2% 2nd half: 9-30 30.0% Game: 14-59 23.7%  
3FG % 1st Half: 2-10 20.0% 2nd half: 2-11 18.2% Game: 4-21 19.0%  
FT % 1st Half: 7-8 87.5% 2nd half: 12-17 70.6% Game: 19-25 76.0%

Officials: Doug Simons, Mark Whitehead, Stephen Anderson  
Technical fouls: Vanderbilt-None. South Carolina-None.  
Attendance: 11175

Score by periods	1st	2nd	Total
Vanderbilt	24	34	58
South Carolina	19	32	51

	In	Off	2nd	Fast	Bench
Points	Paint	T/O	Chance	Break	
VU	20	9	8	9	25
SC	18	17	7	4	23

Last FG - VU 2nd-06:27, SC 2nd-00:14.  
Largest lead - VU by 10 2nd-10:39, SC by 3 1st-17:04.

Score tied - 2 times.  
Lead changed - 3 times.

## TREND SETTING

*Gamecock trends under Frank Martin ...*

- South Carolina is 9-8 when posting at least six made 3s in a game.
  - The Gamecocks hit nine 3s in the win vs. Miss State on March 6, with Brenton Williams hitting six of those makes.
- South Carolina is 9-4 when scoring more points in the paint than its opponent.
  - The Gamecocks average 27.7 points in the paint per game, compared to 30.4 from opponents.
- South Carolina is 10-7 when holding its opponents to under 45 percent from the field.
  - Missouri shot just 33.3 percent on Jan 22, the second-lowest percentage by a Gamecock opponent this season.

## ELLINGTON WRAPS HIGHLY SUCCESSFUL FOOTBALL SEASON AT OUTBACK BOWL ON JAN. 1

Sophomore wide receiver Bruce Ellington had a stellar season on the football field in 2012. The Moncks Corner, S.C., native compiled 1,034 all purpose yards this season, including 600 receiving yards (team high) and 406 yards on kick returns. Ellington scored seven touchdowns, including the game-winning TD in the Jan. 1 Outback Bowl vs. Michigan. He was also instrumental in Carolina's win vs. Clemson in late November, when he logged a career high seven catches for two scores vs. the Tigers.

## HEAD COACH FRANK MARTIN

South Carolina head coach Frank Martin has enjoyed much success early in his head coaching career. Martin spent the past five season as the head coach at Kansas State, leading the Wildcats to the NCAA Tournament four times, including a trip to the Elite Eight during the 2009-10 campaign when the squad won a school-record 29 contests. Martin's Wildcats won at least 21 games in each of his five seasons at the helm, compiling a record of 117-54 (.684) under his direction. During that time, Kansas State posted a 50-32 (.609) record in Big 12 Conference games, finishing fifth or higher in each season, while finishing third or higher three times.

## 2013 SEC TOURNAMENT

The 2013 SEC Men's Basketball Tournament will be played March 13-17 at Bridgestone Arena in Nashville, Tenn. The men's basketball tournament has expanded to include all 14 teams and will be seeded 1-14. The tournament will begin on Wednesday, March 13 with matchups between the No. 11 and No. 14 seeds and the No. 12 and No. 13 seeds. The winners will advance to meet the sixth and fifth seeds, respectively, on Thursday. Also playing on Thursday will be the No. 8 and No. 9 seeds and the No. 7 and No. 10 seeds. The top four seeds in the tournament will receive byes until Friday's quarterfinal round.

## EXCEPTIONAL COACHING STAFF

The South Carolina men's basketball staff has nearly 100 years of coaching experience combined from the high school level, through the junior college ranks and at elite level programs in Division I basketball. Head coach Frank Martin is in his 13th season of coaching in college basketball, associate head coach Brad Underwood in his 27th, assistant coach Matt Figger in his 20th and Lamont Evans in his fifth.

## CHATKEVICIUS MISSED FIRST SIX GAMES

South Carolina head men's basketball coach Frank Martin announced on Nov. 11 that freshman forward Laimonas Chatkevicius would miss the first six games of the 2012-13 season. The NCAA determined that Chatkevicius received impermissible benefits from his host family prior to enrolling at the University of South Carolina, and as a result he will be withheld from the first six games. He was able to return to game action vs. St. John's.

**MARTIN CONFIRMS SIGNING OF RINGER, MCKIE AND THORNWELL**

***Martin on Desmond Ringer (F/C – 6-9 – 260 – McDonough, Ga. – Eagle’s Landing)***

“Desmond Ringer gives us size, strength, athleticism and skill on the front line. He comes from a very successful high school program, and we’re excited to have him be part of our family. He is a guy that understands how to play, and he has great size and real good hands. Desmond is someone that we feel will become a big-time presence on the front line for many years to come.”

***Martin on Justin McKie (G – 6-4 – 180 – Columbia, S.C. – Irmo)***

“With his name alone, it should give people an understanding of the kind of bloodlines that he has. Justin loves to win, and he is coached by Tim Whipple, one of the great coaches in the country, not just in high school basketball or in this state. In my seven months here, Justin has improved as much as any player that I have watched. We really like his toughness, his ability to play defense in a system that is similar to ours and his length and size on the perimeter. He is someone that, as we move forward, we think he is definitely a great part of building a championship program.”

***Martin on Sindarius Thornwell (G – 6-5 – 180 – Lancaster, S.C. – Oak Hill Academy)***

“Sindarius Thornwell is an extremely talented guard, and he is a winner. In today’s day and age, you have players that are highly ranked across the country that have a sense of entitlement, and he does not. He remains very humble and very loyal to his state. With his choice to play at South Carolina, it shows the kind of love that he, along with the other guys, have for this University. For he and Justin, representing their state was something very important to them. Sindarius has a chance to be a special player in our program. He is another big guard, who can play the point guard position, as well as the two and three. He is the consummate winner; he defends, he rebounds and he is a great decision maker with the basketball.”

## ROSTER BREAKDOWN

### RETURNING STARTERS (2)

Bruce Ellington  
Damien Leonard  
*\*based on final game of 2011-12 season*

### RETURNING LETTERWINNERS (9)

Bruce Ellington  
Carlton Geathers  
Lakeem Jackson  
Damien Leonard  
Shane Phillips  
Brian Richardson  
RJ Slawson  
Eric Smith  
Brenton Williams

### GUARDS (8)

Austin Constable  
Bruce Ellington  
Damien Leonard  
LaShay Page  
Shane Phillips  
Brian Richardson  
Eric Smith  
Brenton Williams

### FORWARDS (7)

Michael Carrera  
Laimonas Chatkevicius  
Carlton Geathers  
Lakeem Jackson  
Mindaugas Kacinas  
RJ Slawson  
Brian Steele

### BY HEIGHT

Laimonas Chatkevicius - 6'11"  
Carlton Geathers - 6'10"  
RJ Slawson - 6'8"  
Mindaugas Kacinas - 6'7"  
Lakeem Jackson - 6'5"  
Michael Carrera - 6'5"  
Brian Steele - 6'5"  
Brian Richardson - 6'4"  
Damien Leonard - 6'4"  
LaShay Page - 6'2"  
Austin Constable - 6'0"  
Brenton Williams - 5'11"  
Eric Smith - 5'11"  
Shane Phillips - 5'10"  
Bruce Ellington - 5'9"

### PRONUNCIATION

Lie-MOAN-us Ha-KEV-A-chus  
Min-DAWG-us Kye-chin-iss

## 2012-13 SOUTH CAROLINA ROSTER

### ALPHABETICAL

No.	Name	Pos.	Ht.	Wt.	Cl.	Exp.	Hometown/High/Last School
24	Michael Carrera	F	6-5	212	FR	HS	Anzoátegui, Venezuela/Montrose Christian School
14	Laimonas Chatkevicius	F	6-11	255	FR	HS	Klaipeda, Lithuania/South Kent School
12	Austin Constable*	F	6-0	175	FR	HS	West Chester, Pa./Henderson
23	Bruce Ellington	G	5-9	197	JR	2VL	Moncks Corner, S.C./Berkeley
45	Carlton Geathers	F	6-10	255	RS SO	1VL	Georgetown, S.C./Carvers Bay
30	Lakeem Jackson	F	6-5	235	SR	3VL	Charlotte, N.C./Christ School
25	Mindaugas Kacinas	F	6-7	210	FR	HS	Klaipeda, Lithuania/Word of Life Fire Traditional School
32	Damien Leonard	G	6-4	190	SO	1VL	Greenville, S.C./J.L. Mann
0	LaShay Page	G	6-2	195	SR	2VL	Dillon, S.C./Dillon/Southern Mississippi
55	Shane Phillips*	G	5-10	170	SR	1L	Pittsburgh, Pa./Wheeling (W.Va.) Central
2	Brian Richardson	G	6-4	175	JR	2VL	Wilson, N.C./Greenfield School
33	RJ Slawson	F	6-8	220	JR	2VL	Charleston, S.C./Fort Dorchester
5	Eric Smith	G	5-11	205	JR	2VL	Mullins, S.C./Christ School
35	Brian Steele*	F	6-5	196	FR	HS	Greenville, S.C./Wade Hampton School
1	Brenton Williams	G	5-11	175	JR	1VL	Kissimmee, Fla./Osceola High School/Santa Fe College

### NUMERICAL

No.	Name	Pos.	Ht.	Wt.	Cl.	Exp.	Hometown/High/Last School
0	LaShay Page	G	6-2	195	SR	2VL	Dillon, S.C./Dillon/Southern Mississippi
1	Brenton Williams	G	5-11	175	JR	1VL	Kissimmee, Fla./Osceola High School/Santa Fe College
2	Brian Richardson	G	6-4	175	JR	2VL	Wilson, N.C./Greenfield School
5	Eric Smith	G	5-11	205	JR	2VL	Mullins, S.C./Christ School
12	Austin Constable*	F	6-0	175	FR	HS	West Chester, Pa./Henderson
14	Laimonas Chatkevicius	F	6-11	255	FR	HS	Klaipeda, Lithuania/South Kent School
23	Bruce Ellington	G	5-9	197	JR	2VL	Moncks Corner, S.C./Berkeley
24	Michael Carrera	F	6-5	212	FR	HS	Anzoátegui, Venezuela/Montrose Christian School
25	Mindaugas Kacinas	F	6-7	210	FR	HS	Klaipeda, Lithuania/Word of Life Fire Traditional School
30	Lakeem Jackson	F	6-5	235	SR	3VL	Charlotte, N.C./Christ School
32	Damien Leonard	G	6-4	190	SO	1VL	Greenville, S.C./J.L. Mann
33	RJ Slawson	F	6-8	220	JR	2VL	Charleston, S.C./Fort Dorchester
35	Brian Steele*	F	6-5	196	FR	HS	Greenville, S.C./Wade Hampton School
45	Carlton Geathers	F	6-10	255	RS SO	1VL	Georgetown, S.C./Carvers Bay
55	Shane Phillips*	G	5-10	170	SR	1L	Pittsburgh, Pa./Wheeling (W.Va.) Central

**Head Coach:** Frank Martin (Florida International, '93)

**Associate Head Coach:** Brad Underwood (Kansas State, '86)

**Assistant Coach/Recruiting Coordinator:** Matt Figger (Eastern Kentucky, '95)

**Assistant Coach:** Lamont Evans (Kansas State, '09)

**Director of Basketball Operations:** Andy Assaley (Cincinnati, '96)

**Strength & Conditioning Coach:** Scott Greenawalt (Muskingum College, '98)

**Athletic Trainer:** Mark Rodger (Buffalo, '01)

**Video Coordinator:** Dylan Lockwood (Cazenovia, '05)


**Graduate Student Manager/Student-Athlete Development:** Doug Edwards (Florida State, '07)

**Graduate Student Manager:** Darren Kent (Kansas State, '09)

*\* indicates walk-on*



## RADIO/TV SPOT CHART



**#0**

**LASHAY PAGE**  
Sr. - G - 6-2 - 195  
Dillon, S.C.  
Southern Miss.



**#1**

**BRENTON WILLIAMS**  
Jr. - G - 5-11 - 175  
Kissimmee, Fla.  
Santa Fe College




**#2**

**BRIAN RICHARDSON**  
Jr. - G - 6-4 - 175  
Wilson, N.C.  
Greenfield School



**#5**

**ERIC SMITH**  
Jr. - G - 5-11 - 205  
Mullins, S.C.  
Christ School



**#12**

**AUSTIN CONSTABLE**  
Fr. - G - 6-0 - 175  
West Chester, Pa.  
Henderson



**#14**

**LAIMONAS CHATKEVICIUS**  
Fr. - F - 6-11 - 255  
Klaipeda, Lithuania  
South Kent (Conn.)  
School




**#23**

**BRUCE ELLINGTON**  
Jr. - G - 5-9 - 197  
Moncks Corner, S.C.  
Berkeley



**#24**

**MICHAEL CARRERA**  
Fr. - F - 6-5 - 212  
Anzoátegui, Venezuela  
Montrose Christian



**#25**

**MINDAUGAS KACINAS**  
Fr. - F - 6-7 - 210  
Klaipeda, Lithuania  
Word of Life Fire  
Traditional School



**#30**

**LAKEEM JACKSON**  
Sr. - F - 6-5 - 235  
Charlotte, N.C.  
Christ School



**#32**

**DAMIEN LEONARD**  
So. - G - 6-4 - 190  
Greenville, S.C.  
J.L. Mann




**#33**

**RJ SLAWSON**  
Jr. - F - 6-8 - 220  
Charleston, S.C.  
Fort Dorchester



**#35**

**BRIAN STEELE**  
Fr. - F - 6-5 - 196  
Greenville, S.C.  
Wade Hampton School



**#45**

**CARLTON GEATHERS**  
R-So. - F - 6-10 - 255  
Georgetown, S.C.  
Carvers Bay



**#55**

**SHANE PHILLIPS**  
Sr. - G - 5-10 - 170  
Pittsburgh, Pa.  
Wheeling Central (W.Va.)



**FRANK MARTIN**  
Head Coach



**BRAD UNDERWOOD**  
Associate Head Coach



**MATT FIGGER**  
Assistant Coach/  
Recruiting Coordinator



**LAMONT EVANS**  
Assistant Coach



**ANDY ASSALEY**  
Director of Basketball  
Operations



**SCOTT GREENAWALT**  
Strength & Conditioning  
Coach



**MARK RODGER**  
Athletic Trainer



**DOUG EDWARDS**  
Grad. Student Manager/  
Student-Athlete  
Development



**DARREN KENT**  
Grad. Student Manager



**DYLAN LOCKWOOD**  
Video Coordinator



**EMILY FEENEY**  
Media Relations

## GAMECOCKS RECORD WHEN ...

At home	10-8
On the road	1-8
At neutral sites	3-0
In overtime	3-1
vs. Top 25 team	0-2
vs. Top 10 team	0-1
vs. Top 3 team	0-0
Leading at half	12-3
Trailing at half	2-11
Tied at half	0-2
Shooting 50% or better	6-0
Shooting between 39-49%	8-5
Shooting less than 39%	0-11
Opp. shooting 50% or better	3-7
Opp. shooting between 39-49%	6-6
Opp. shooting less than 39%	5-3
Shooting better than opp.	12-2
Shooting worse than/equal to opp.	2-14
Starters out-score opp. starters	6-4
Opp. starters score/equal more	8-12
Bench out-scores opp. bench	13-7
Opp. bench scores/equals more	1-9
Having more FTs than opp.	8-2
Having equal/less FTs than opp.	6-15
Have more TOs than opp.	7-6
Having equal/less TOs than opp.	7-9
Having more rebounds than opp.	10-7
Having equal/less rebounds than opp.	4-9
Making 6 or more 3FGs	10-8
Having 15 or more assists	8-2
Having less than 15 assists	6-15
Score more points in paint than opp.	9-4
Scoring equal/less points in paint than opp.	5-12
Scoring more points off TOs than opp.	9-4
Scoring equal/less points off TOs than opp.	5-12
Scoring more 2nd-chance points than opp.	11-7
Scoring equal/less 2nd-chance points than opp.	3-9
Scoring more fast break points than opp.	5-3
Scoring equal/less fast break points than opp.	9-13
Wearing White uniforms	5-5
Wearing Garnet uniforms	1-4
Wearing Black uniforms	2-3
Wearing Gray Uniforms	6-4
Playing on live TV	10-15
Playing in November	5-2
Playing in December	4-1
Playing in January	3-5
Playing in February	1-7
Playing in March	1-1
Playing a day-game	3-6
Playing a night-game	10-8
Playing on Sunday	2-2
Playing on a Monday	1-0
Playing on a Tuesday	0-2
Playing on a Wednesday	4-3
Playing on a Thursday	0-3
Playing on a Friday	3-0
Playing on a Saturday	4-6
Scoring margin is 5 points or less	2-3
Margin is between 6-10	5-5
Margin is between 11-20	6-4
Margin is more than 20	1-4
Scoring 59 points or less	0-10
Scoring 60-69 points	2-4
Scoring 70-79 points	6-1
Scoring 80-89 points	5-0
Scoring 90-99 points	1-0
Scoring 100+ points	0-0

## MISCELLANEOUS

Current streak	W1
Home court streak	W1
Away streak	L6
Neutral court streak	W3

## 2012-13 SUPERLATIVES

(tied for team lead also included)

Scoring Leaders	'12-13	Career
LaShay Page	3	3*
Brenton Williams	8	9
Lakeem Jackson	4	6
Michael Carrera	9	9
Brian Richardson	3	5
Bruce Ellington	2	22
Damien Leonard	1	4

Rebounding Leaders	'12-13	Career
Michael Carrera	12	12
Lakeem Jackson	10	26
LaShay Page	1	1*
Mindaugas Kacinas	3	3
Laimonas Chatkevicius	3	3
Damien Leonard	3	3
Brian Richardson	1	1
Bruce Ellington	1	2

Assists Leaders	'12-13	Career
Eric Smith	15	21
Lakeem Jackson	7	30
Brian Richardson	3	4
Bruce Ellington	12	46
Brenton Williams	1	1
Damien Leonard	1	2

Blocks Leaders	'12-13	Career
Michael Carrera	8	8
RJ Slawson	7	12
Damien Leonard	1	1
Brenton Williams	2	2
Brian Richardson	3	3
Lakeem Jackson	8	11
Mindaugas Kacinas	6	6
LaShay Page	1	1*
Laimonas Chatkevicius	3	3
Bruce Ellington	1	2

Steals Leaders	'12-13	Career
Lakeem Jackson	9	26
Eric Smith	7	8
Brenton Williams	8	11
Brian Richardson	4	11
Mindaugas Kacinas	2	2
LaShay Page	1	1*
Michael Carrera	3	3
Damien Leonard	2	5
RJ Slawson	4	9
Bruce Ellington	10	24
Shane Phillips	1	1

Double-Figure Scoring	'12-13	Career
Michael Carrera	12	12
Lakeem Jackson	11	29
LaShay Page	5	5*
Brenton Williams	16	22
RJ Slawson	3	6
Eric Smith	5	7
Brian Richardson	11	21
Mindaugas Kacinas	5	5
Bruce Ellington	9	37
Damien Leonard	4	12
Laimonas Chatkevicius	1	1

20+ points	'12-13	Career
LaShay Page	2	2*
Brenton Williams	2	2
Brian Richardson	2	2
Damien Leonard	1	1

30+ points	'12-13	Career
Brenton Williams	1	1

Double-Figure Rebounding	'12-13	Career
Michael Carrera	5	5
Mindaugas Kacinas	3	3
Lakeem Jackson	5	11
Laimonas Chatkevicius	1	1

5+ assists	'12-13	Career
Eric Smith	8	9
Lakeem Jackson	2	8
Bruce Ellington	4	13

3+ steals	'12-13	Career
Eric Smith	2	2
Bruce Ellington	2	4
Michael Carrera	1	1
Lakeem Jackson	1	8
Brenton Williams	1	4

2+ blocks	'12-13	Career
Michael Carrera	4	4
Lakeem Jackson	6	10
Mindaugas Kacinas	5	5
Brian Richardson	1	1
RJ Slawson	2	5
Laimonas Chatkevicius	3	3
Bruce Ellington	1	1

Double-Doubles	'12-13	Career
Michael Carrera	5	5
Lakeem Jackson	3	4
Mindaugas Kacinas	1	1

Clutch Free Throws (under 5 min/OT)	'12-13	Career
LaShay Page	14-15	.933
Michael Carrera	17-22	.773
Brenton Williams	27-30	.900
Bruce Ellington	13-23	.565
Mindaugas Kacinas	14-19	.737
Eric Smith	17-25	.680
Lakeem Jackson	3-16	.188
Brian Richardson	11-14	.786
Brian Steele	2-2	1.000
Damien Leonard	6-8	.750
Laimonas Chatkevicius	2-6	.333
RJ Slawson	1-7	.143
Totals	127-87	.679

\* indicates at South Carolina

## Miscellaneous

Largest Halftime Lead	
SC	27, vs. Jacksonville, Dec. 7, 2012
Opp	23, at Florida, Jan. 30, 2013
Smallest Halftime Lead	
SC	1, vs. Auburn, Jan. 12, vs. UGA, Feb. 2, vs. Ole Miss, Feb. 20
Opp	1, Clemson, Dec. 2, 2012
Fewest Points In First Half	
SC	10, at Florida, Jan. 30, 2013
Opp	22, UALR, Nov. 25, 2012
Most Points In First Half	
SC	57, vs. Jacksonville, Dec. 7, 2012
Opp	45, Kentucky, Feb. 5, 2013
Most Points In Second Half	
SC	45, vs. Miss State, March 6, 2013
Opp	51, St. John's, Nov. 29, 2012
Fewest Points In Second Half	
SC	22, vs. LSU, Feb. 14, 2013
Opp	25, Missouri State, Nov. 24, 2012
Most Points in Overtime	
SC	16, twice, last vs. Mizz. State, Nov. 24, 2012
Opp	9, twice, last Missouri State, Nov. 24, 2012
Largest Margin of Victory	
SC	21, vs. Arkansas, Jan. 26, 2013
Opp	39, at Florida, Jan. 30, 2013
Smallest Margin of Victory	
SC	1, vs. Ole Miss, Feb. 20, 2013
Opp	2, at Mississippi State, Jan. 9, 2013

## 2012-13 GAME BY GAME COMPARISON

	Date	Result	FG-A	Pct	3FG-A	Pct	FT-A	Pct	O-D-Total	PF	Pts	A	TO	Blk	Stl	Min	Half
Milwaukee & South Carolina	Nov. 11	W, 82-75 (OT)	26-67	.388	14-33	.424	9-19	.474	15-18-33	24	75	17	15	3	7	225	38
Morgan State			28-63	.444	0-11	.000	26-31	.839	17-28-45	16	82	11	17	7	5	225	23
South Carolina	Nov. 16	W, 87-71	28-53	.528	2-13	.154	13-20	.650	6-16-22	20	71	13	20	4	11	200	41
Rider & South Carolina	Nov. 19	W, 88-76	30-57	.526	6-16	.375	21-26	.808	13-22-35	20	87	10	20	2	5	200	45
Elon			27-53	.509	6-14	.429	16-21	.762	8-15-23	13	76	13	17	2	9	200	37
South Carolina	Nov. 21	L, 65-53	32-60	.533	13-27	.481	11-14	.786	11-22-33	20	88	22	18	2	5	200	44
vs. Missouri State ^	Nov. 24	W, 74-67 (OT)	26-57	.456	8-15	.533	5-11	.455	9-21-30	19	65	13	14	6	12	200	31
South Carolina			18-56	.321	6-19	.316	11-17	.647	18-25-43	16	53	10	22	5	7	200	23
vs. UALR ^	Nov. 25	W, 74-62	23-59	.390	5-19	.263	16-28	.571	12-17-29	24	67	7	13	0	10	225	33
South Carolina			22-39	.564	8-18	.444	22-28	.786	4-29-33	24	74	13	25	5	2	225	28
at St. John's %	Nov. 29	L, 89-65	23-57	.404	5-16	.313	11-23	.478	15-10-25	18	62	14	12	3	11	200	22
South Carolina			28-50	.560	6-16	.375	12-17	.706	15-25-40	20	74	14	21	5	9	200	39
Clemson	Dec. 2	L, 64-55	33-58	.569	7-14	.500	16-24	.667	11-20-31	18	89	19	7	9	8	200	38
South Carolina			24-65	.369	5-23	.217	12-21	.571	24-19-43	17	65	10	12	1	2	200	26
Jacksonville	Dec. 7	W, 91-74	17-39	.436	3-11	.273	27-37	.730	722-29	25	64	8	13	8	10	200	28
South Carolina			18-52	.346	4-15	.267	15-22	.682	17-19-36	28	55	10	19	4	3	200	27
Appalachian State	Dec. 19	W, 74-69	26-68	.382	3-20	.150	19-28	.679	13-18-31	22	74	11	7	8	7	200	30
South Carolina			31-56	.554	10-16	.525	19-29	.655	10-32-42	25	91	20	17	6	3	200	57
vs. Manhattan #	Dec. 22	W, 63-57	23-63	.365	4-14	.286	19-22	.864	17-23-40	24	69	12	17	4	6	200	35
South Carolina			28-61	.459	5-15	.333	13-19	.684	13-24-37	21	74	18	17	8	4	200	37
Presbyterian	Dec. 29	W, 76-60	18-45	.400	8-24	.333	13-24	.542	10-13-23	21	57	16	13	4	13	200	30
South Carolina			20-49	.408	6-20	.300	17-25	.680	19-23-42	19	63	10	19	1	6	200	36
SC State	Jan. 5	W, 80-69	23-49	.469	4-13	.308	10-13	.769	7-18-25	18	60	10	15	4	5	200	24
South Carolina			27-56	.482	7-16	.438	15-24	.625	15-19-34	14	76	15	9	4	5	200	40
at Mississippi State	Jan. 9	L, 56-54	26-61	.426	0-7	0.0	17-22	.773	15-26-41	21	69	13	15	4	3	200	29
South Carolina			32-71	.451	4-16	.250	12-21	.571	17-25-42	18	80	16	9	3	4	200	37
Auburn	Jan. 12	L, 74-71	19-49	.388	0-10	.000	18-25	.720	9-20-29	15	56	8	17	8	14	200	26
South Carolina			20-51	.392	8-21	.381	6-11	.545	13-25-38	20	54	10	24	5	7	200	26
at LSU	Jan. 16	W, 82-73 (OT)	24-41	.585	8-18	.444	18-28	.643	9-15-24	23	74	14	17	3	9	200	38
Vanderbilt	Jan. 19	L, 58-51	26-57	.456	8-20	.400	11-16	.688	17-14-31	24	71	20	15	3	4	200	39
South Carolina			26-64	.406	8-27	.296	13-16	.813	15-25-40	26	73	15	22	3	9	225	33
at Missouri	Jan. 22	L, 71-65	26-58	.448	2-14	.143	28-37	.757	11-25-36	16	82	9	15	2	6	225	35
South Carolina			16-37	.432	6-13	.462	20-33	.606	6-34-40	21	58	15	18	2	1	200	24
Arkansas	Jan. 26	W, 75-54	14-59	.237	4-21	.190	19-25	.760	12-21-33	24	51	7	7	2	9	200	19
South Carolina			19-57	.333	5-27	.185	28-36	.778	16-28-44	19	71	10	13	2	10	200	27
at Florida	Jan. 30	L, 75-36	24-65	.369	6-20	.300	11-17	.647	16-27-43	24	65	9	13	2	6	200	35
South Carolina			21-61	.344	2-16	.125	10-15	.667	12-14-26	19	54	13	9	5	10	200	26
Georgia	Feb. 2	L, 67-56	30-52	.577	7-12	.583	8-17	.471	13-29-42	13	75	17	18	5	2	200	43
South Carolina			28-53	.528	12-21	.571	7-16	.438	11-27-38	9	75	18	12	3	13	200	33
at Kentucky	Feb. 5	L, 77-55	14-45	.311	2-14	.143	6-9	.667	6-18-24	15	36	8	17	0	7	200	10
South Carolina			25-43	.581	6-13	.462	11-16	.688	6-24-30	15	67	14	13	6	4	200	29
Tennessee	Feb. 10	L, 66-61	19-53	.358	7-20	.350	11-13	.846	12-15-27	19	56	9	10	2	6	200	30
South Carolina			27-44	.614	5-8	.625	18-28	.643	7-35-42	20	77	13	17	9	3	200	45
LSU	Feb. 14	L, 64-46	17-59	.288	5-23	.217	16-24	.667	9-16-25	23	55	5	7	3	5	200	24
South Carolina			18-41	.439	3-14	.214	27-37	.730	10-22-32	23	66	10	18	6	7	200	32
Alabama	Feb. 16	L, 68-58	20-51	.392	3-16	.188	18-25	.720	12-18-30	22	61	8	13	1	7	200	29
at South Carolina	Feb. 20	W, 63-62	26-59	.441	3-13	.231	9-16	.563	15-34-49	18	64	16	17	3	7	200	26
Ole Miss	Feb. 23	L, 62-54 (OT)	18-64	.281	3-19	.158	7-13	.538	14-20-34	16	46	8	12	8	7	200	24
South Carolina			22-47	.468	6-19	.316	18-33	.545	10-21-31	16	68	12	12	7	12	200	35
Missouri	Feb. 28	L, 90-68	23-51	.451	5-17	.294	7-13	.538	10-24-34	22	58	19	20	0	6	200	24
South Carolina			24-64	.375	8-24	.333	6-9	.667	15-28-43	13	62	11	12	9	8	200	34
at Texas A&M	March 2	L, 74-56	26-65	.400	8-19	.421	3-8	.375	15-25-40	14	63	15	10	8	3	200	33
South Carolina			15-48	.313	4-16	.250	28-46	.609	18-29-47	21	62	9	16	6	8	225	23
Mississippi State	March 6	W, 79-72	18-60	.300	6-19	.316	12-24	.500	17-22-39	29	54	8	16	5	7	225	16
South Carolina			32-46	.696	6-9	.667	20-26	.769	6-22-28	18	90	19	12	5	6	200	45
			24-56	.429	10-26	.385	10-14	.714	12-8-20	21	68	14	10	2	5	200	38
			29-54	.537	7-15	.467	9-15	.600	9-17-26	19	74	15	8	7	8	200	32
			18-47	.383	6-16	.375	14-20	.700	15-19-34	17	56	12	17	1	4	200	32
			24-47	.511	7-20	.350	17-28	.607	9-19-28	28	72	14	20	2	6	200	32
			21-46	.457	9-22	.409	28-35	.800	8-20-28	23	79	18	13	1	6	200	34

\* indicates SEC contest | & -Hoops For Hope Classic (Columbia, S.C.) | ^ -Hoops For Hope Classic (Puerto Vallarta, Mexico) | % -SEC/BIG EAST Challenge | # -Brooklyn Hoops Holiday Invitational (Brooklyn, N.Y.)

# 2012-13 RESULTS: OVERALL, 14-16; HOME, 10-8; AWAY, 1-8; NEUTRAL, 3-0; SEC, 4-13

DATE	OPPONENT	W/L	SCORE	RECORD (SEC)	POINTS	REBOUNDS	ASSISTS	BLOCKS	STEALS	ATTENDANCE
Nov. 11	Milwaukee &	W	82-75 (OT)	1-0	Page (19)	Carrera (15)	Smith (4)	Carrera (3)	5 with 1	7335 (paid)
Nov. 16	Morgan State	W	87-71	2-0	Page (20)	Jackson (8)	Jackson (4)	Slawson/Lenard (1)	Page (2)	8019 (paid)
Nov. 19	Rider &	W	88-76	3-0	Williams (22)	Jackson (7)	Richardson (6)	Williams/Richardson (1)	Jackson (2)	7157 (paid)
Nov. 21	Elon	L	65-53	3-1	Jackson (14)	Jackson (10)	Richardson (4)	Jackson (2)	Jackson (2)	6754 (paid)
Nov. 24	vs. Missouri State ^	W	74-64 (OT)	4-1	Page (22)	Page (6)	Smith (6)	Kacinas (2)	Carrera/Leonard (1)	303
Nov. 25	vs. UALR ^	W	74-62	5-1	Williams (17)	Jackson (15)	Smith/Jackson (5)	Jackson/Kacinas (2)	Smith (3)	276
Nov. 29	at St. John's %	L	89-65	5-2	Carrera (11)	Carrera (11)	Smith/Richardson (2)	Page (1)	Slawson/Williams (1)	4,902
Dec. 2	Clemson	L	64-55	5-3	Williams (16)	Jackson/Carrera (6)	Smith (3)	4 with 1	3 with 1	10,684 (paid)
Dec. 7	Jacksonville	W	91-74	6-3	Carrera (17)	Carrera (9)	Smith (7)	Carrera/Kacinas (2)	3 with 1	6,980 (paid)
Dec. 19	Appalachian State	W	74-69	7-3	Jackson (16)	Kacinas (12)	Smith (9)	Kacinas (3)	4 with 1	8,118 (paid)
Dec. 22	vs. Manhattan #	W	63-57	8-3	Williams (17)	Jackson (11)	Smith/Jackson (3)	Williams (1)	Williams/Slawson (2)	-
Dec. 29	Presbyterian	W	76-60	9-3	Richardson (16)	Chatkevicius/Leonard (6)	Smith (5)	Slawson (3)	Williams (2)	7,344 (paid)
Jan. 5	SC State	W	80-69	10-3	Jackson (16)	Kacinas (10)	Smith (7)	3 with 1	Williams (2)	7,394 (paid)
Jan. 9	at Miss. State*	L	56-54	10-4 (0-1)	Richardson (20)	Richardson (8)	Smith (5)	Jackson (4)	3 with 2	4,054
Jan. 12	Auburn*	L	74-71	10-5 (0-2)	Ellington (18)	Leonard (9)	Ellington/Carrera (5)	Carrera (2)	Ellington (2)	9,117 (paid)
Jan. 16	at LSU*	W	82-73 (OT)	11-5 (1-2)	Carrera (23)	Jackson (11)	Jackson (4)	Chatkevicius/Ellington (1)	Ellington (3)	6,654
Jan. 19	Vanderbilt*	L	58-51	11-6 (1-3)	Williams (16)	Jackson (10)	Ellington/Williams (2)	Carrera/Richardson (1)	Ellington (3)	11,175 (paid)
Jan. 22	at No. 22 Missouri*	L	71-65	11-7 (1-4)	Williams (16)	Ellington (9)	Ellington/Jackson (3)	Chatkevicius (2)	Jackson/Williams (2)	11,830
Jan. 26	vs. Arkansas*	W	75-54	12-7 (2-4)	Richardson (20)	Chatkevicius (7)	Ellington (4)	Jackson (2)	Jackson/Ellington (1)	10,926 (paid)
Jan. 30	at No. 4 Florida*	L	75-36	12-8 (2-5)	Carrera (13)	Carrera (9)	Ellington (3)	-	Jackson/Leonard (2)	10,533
Feb. 2	vs. Georgia*	L	67-56	12-9 (2-6)	Carrera (16)	Carrera (7)	Jackson/Smith/Ellington (2)	Carrera/Slawson (1)	Carrera (3)	11,327 (paid)
Feb. 5	at Kentucky*	L	77-55	12-10 (2-7)	Carrera (18)	Carrera/Leonard (6)	Smith/Leonard (2)	Jackson (2)	Kacinas (2)	22,559
Feb. 10	vs. Tennessee*	L	66-61	12-11 (2-8)	Carrera (18)	Carrera (11)	Ellington (5)	Slawson (1)	Richardson/Slawson (2)	10,101 (paid)
Feb. 14	vs. LSU*	L	64-46	12-12 (2-9)	Jackson (10)	Carrera (8)	Jackson (3)	Slawson (3)	Jackson (3)	7,486 (paid)
Feb. 16	at Alabama*	L	68-58	12-13 (2-10)	Williams (14)	Jackson (9)	Ellington (3)	-	Williams (4)	13,112
Feb. 20	vs. Ole Miss*	W	63-62	13-13 (3-10)	Carrera (13)	Carrera (13)	Smith (5)	Carrera (3)	Ellington (2)	7,721 (paid)
Feb. 23	at Georgia*	L	62-54 (OT)	13-14 (3-11)	Ellington (11)	Chatkevicius (10)	Ellington (3)	Carrera (3)	Smith (3)	6,590
Feb. 28	vs. Missouri*	L	90-68	13-15 (3-12)	Leonard (20)	Carrera/Kacinas (4)	Smith/Ellington (4)	Slawson (2)	Carrera/Ellington (2)	9,360 (paid)
March 2	at Texas A&M*	L	74-56	13-16 (3-13)	Carrera (16)	Carrera (9)	Ellington (6)	Carrera (1)	Ellington (2)	9,561
March 6	vs. Miss. State*	W	79-72	14-16 (4-13)	Williams (38)	Jackson (9)	Ellington (6)	Jackson (1)	Phillips (2)	7,860 (paid)

\* indicates SEC contest | &-Hoops For Hope Classic (Columbia, S.C.) | ^-Hoops For Hope Classic (Puerto Vallarta, Mexico) | %-SEC/BIG EAST Challenge | #-Brooklyn Hoops Holiday Invitational (Brooklyn, N.Y.)

## 2012-13 STARTING LINEUP WIN-LOSS

Guard	Guard	Forward	Forward	Forward	2012-13	Games
Page	Smith	Slawson	Jackson	Carrera	2-2	4
Page	Smith	Williams	Jackson	Slawson	2-1	3
Page	Smith	Kacinas	Jackson	Slawson	2-0	2
Williams	Smith	Slawson	Jackson	Carrera	1-0	1
Williams	Smith	Kacinas	Jackson	Carrera	1-0	1
Williams	Smith	Richardson	Jackson	Kacinas	1-0	1
Leonard	Smith	Richardson	Jackson	Kacinas	1-0	1
Ellington	Smith	Richardson	Jackson	Kacinas	0-2	2
Ellington	Smith	Richardson	Jackson	Chatkevicius	1-0	1
Ellington	Smith	Carrera	Jackson	Chatkevicius	2-6	8
Ellington	Williams	Richardson	Jackson	Carrera	0-1	1
Ellington	Richardson	Leonard	Jackson	Carrera	0-2	2
Ellington	Richardson	Chatkevicius	Jackson	Carrera	0-1	1

























## #30 - LAKEEM JACKSON

SENIOR | FORWARD | 6'5" | 235 | 3 LETTERS  
CHARLOTTE, N.C./CHRIST SCHOOL

### JACKSON'S CAREER HIGHS

**POINTS**  
19 vs. Baylor (Jan. 2, 2010)

**FIELD GOALS**  
9 vs. Baylor (Jan. 2, 2010)

**FIELD GOAL ATTEMPTS**  
17 vs. Baylor (Jan. 2, 2010)

**3-POINT FIELD GOALS**  
1, three times, last vs. Vanderbilt (Jan. 8, 2011)

**3-POINT FIELD GOAL ATTEMPTS**  
4 vs. Alabama A&M (Nov. 13, 2009)

**FREE THROWS**  
5 vs. Furman (Dec. 21, 2009)

**FREE THROW ATTEMPTS**  
9, twice, last vs. Baylor (Jan. 2, 2010)

**REBOUNDS**  
15, vs. Missouri State (Nov. 24, 2012)

**ASSISTS**  
7, at Vanderbilt (Feb. 5, 2011)

**BLOCKS**  
4, vs. Miss. State (Jan. 9, 2013)

**STEALS**  
6 vs. Baylor (Jan. 2, 2010)

**MINUTES PLAYED**  
44, vs. WKU (Nov. 27, 2010)

### JACKSON'S SEASON HIGHS

**POINTS**  
16, twice, last vs. SC State (Jan. 5, 2013)

**FIELD GOALS**  
8, twice, last vs. SC State (Jan. 5, 2013)

**FIELD GOAL ATTEMPTS**  
15, vs. SC State (Jan. 5, 2013)

**3-POINT FIELD GOALS**  
1, twice, last vs. Arkansas (Jan. 26, 2013)

**3-POINT FIELD GOAL ATTEMPTS**  
1, 3 times, last vs. Arkansas (Jan. 26, 2013)

**FREE THROWS**  
3, vs. Missouri State (Nov. 24, 2012)

**FREE THROW ATTEMPTS**  
6, vs. Arkansas (Jan. 26, 2013)

**REBOUNDS**  
15, vs. Missouri State (Nov. 24, 2012)

**ASSISTS**  
5, twice, last vs. Jacksonville (Dec. 7, 2012)

**BLOCKS**  
4, vs. Miss. State (Jan. 9, 2013)

**STEALS**  
3, vs. LSU (Feb. 14, 2013)

**MINUTES PLAYED**  
40, vs. Milwaukee (Nov. 11, 2012)

### 2012-13

Opponent	Date	GS	Min	FG-FGA	Pct	3FG-FGA	Pct	FT-FTA	Pct	Off	Def	Tot	Avg	PF	FO	A	TO	Blk	Stl	Pts	Avg
MILWAUKEE	11/11/12	*	40	6-10	.600	0-0	.000	0-1	.000	1	5	6	6.0	1	0	0	2	1	1	12	12.0
MORGAN STATE	11/16/12	*	34	3-5	.600	0-0	.000	2-4	.400	2	6	8	7.0	3	0	4	2	0	1	8	10.0
RIDER	11/19/12	*	32	7-8	.875	0-0	.000	0-0	.000	1	6	7	7.0	3	0	3	4	0	2	14	11.3
ELON	11/21/12	*	36	7-13	.539	0-0	.000	0-1	.333	6	4	10	7.8	2	0	2	2	2	0	10	12.0
vs. Missouri State	11/24/12	*	35	3-3	.667	0-0	.000	3-5	.455	2	2	4	7.0	4	0	2	3	0	0	9	11.4
vs. UALR	11/25/12	*	35	5-7	.714	0-0	.000	0-3	.357	5	10	15	8.3	0	0	5	3	2	0	10	11.2
at St. John's	11/29/12	*	20	3-7	.429	0-0	.000	0-1	.333	4	2	6	8.0	3	0	0	3	0	0	6	10.4
CLEMSON	12/2/12	*	33	2-5	.400	0-0	.000	0-0	.333	4	2	3	7.8	2	0	1	3	1	0	4	9.6
JACKSONVILLE	12/7/12	*	29	2-4	.500	0-0	.000	1-1	.375	1	6	7	7.7	1	0	5	3	1	1	5	9.1
APPALACHIAN ST	12/19/12	*	30	8-11	.727	0-0	.000	0-3	.316	2	5	7	7.6	2	0	1	4	1	0	16	9.8
vs. Manhattan	12/22/12	*	34	4-5	.800	0-0	.000	1-2	.333	3	8	11	7.9	3	0	3	3	0	0	9	9.7
PRESBYTERIAN	12/29/12	*	27	5-11	.455	0-1	.000	0-2	.304	3	1	4	7.6	4	0	2	0	0	0	10	9.8
SC STATE	1/5/13	*	32	8-15	.533	0-0	.000	0-3	.267	4	4	8	7.6	3	0	2	2	1	0	16	10.2
at Miss State	1/9/13	*	26	2-2	.613	0-0	.000	0-2	.250	1	3	4	7.4	4	0	1	4	4	2	4	9.8
AUBURN	1/12/13	*	28	4-7	.571	0-0	.000	2-4	.281	1	1	2	7.0	3	0	3	0	0	1	10	9.8
at LSU	1/16/13	*	38	5-6	.833	0-0	.000	1-2	.294	4	7	11	7.3	0	0	4	1	0	1	11	9.9
VANDESBILT	1/19/13	*	33	2-6	.333	0-0	.000	2-4	.316	5	5	10	7.4	3	0	1	0	0	0	6	9.6
at Missouri	1/22/13	*	32	3-6	.500	1-1	.500	2-4	.303	3	2	5	7.3	3	0	3	2	0	2	9	9.6
ARKANSAS	1/28/13	*	28	4-4	.615	1-1	.667	2-6	.333	0	3	3	7.1	1	0	3	1	2	1	11	9.7
at Florida	1/30/13	*	29	1-3	.333	0-1	.500	0-0	.321	1	2	3	6.9	2	0	2	3	0	2	2	9.3
GEORGIA	2/2/13	*	19	1-3	.333	0-0	.500	0-0	.333	0	3	3	6.7	0	0	2	0	0	0	2	9.0
at Kentucky	2/5/13	*	28	1-5	.200	0-0	.500	0-0	.333	0	3	3	6.5	3	0	0	2	0	2	2	8.6
TENNESSEE	2/10/13	*	24	1-4	.250	0-0	.500	1-1	.347	2	1	3	6.3	2	0	0	1	0	0	3	8.4
LSU	2/14/13	*	35	5-9	.556	0-0	.500	0-4	.250	5	2	7	6.4	1	0	3	0	2	3	10	8.5
at Alabama	2/16/13	*	27	3-4	.750	0-0	.500	0-0	.321	1	8	9	6.5	5	1	1	2	0	0	6	8.4
OLE MISS	2/20/13	*	25	1-6	.167	0-0	.500	2-4	.333	3	2	5	6.4	2	0	3	2	1	1	4	8.2
at Georgia	2/23/13	*	28	4-8	.500	0-0	.500	1-2	.333	0	2	2	6.3	5	1	0	3	1	2	9	8.2
MISSOURI	2/28/13	*	10	0-2	.000	0-0	.500	0-0	.333	1	1	2	6.1	4	0	0	1	0	0	0	7.9
at Texas A&M	3/2/13	*	14	1-2	.500	0-0	.500	0-0	.333	2	1	3	6.0	0	0	0	1	0	0	2	7.7
MISS STATE	3/6/13	*	33	4-6	.667	0-0	.500	1-2	.344	3	5	8	6.1	1	0	1	1	0	1	9	7.8
at Vanderbilt	3/9/13																				

### SEASON NOTES

Earned the start for the season opener vs. Milwaukee (Nov. 11), posting 12 points on 6-of-10 shooting; also collected six rebounds ... Collected a team high eight rebounds and four assists, while adding eight points in 34 minutes vs. Morgan State (Nov. 16) ... Posted second double-figure scoring game of the season vs. Rider (Nov. 19) with 14 points, also a team high seven rebounds and three assists ... Led the team in points (14) and rebounds (10) vs. Elon (Nov. 21) in collecting his second-career double-double and his first since the 2010-11 season opener ... Posted nine points and two assists in overtime victory vs. Missouri State (Nov. 24) ... Collected second double-double of the season with 10 points and a career high 15 rebounds vs. UALR (Nov. 25) ... Named to Hoops For Hope Classic All-Tournament Team ... Contributed six points and six rebounds vs. St. John's (Nov. 29) ... Team high six rebounds vs. Clemson (Dec. 2) ... Matched season high with five assists vs. Jacksonville (Dec. 7), also seven rebounds ... Posted a season high 16 points, while adding seven rebounds in win vs. App State (Dec. 19) ... Pulled down a game high 11 rebounds in victory vs. Manhattan (Dec. 22) ... Scored 10 points and collected four rebounds vs. Presbyterian (Dec. 29) in the 100th game of his career in the Garnet and Black ... Matched season high with 16 points vs. SC State (Jan. 5) ... Blocked a career high four shots at Miss. State (Jan. 9) ... Scored 10 points and dished three assists with zero turnovers vs. Auburn (Jan. 12) ... Collected third double-double of the season with 11 points and a team high 11 rebounds in 38 minutes in victory at LSU (Jan. 16); also team high four assists ... Second straight game with double-digit rebounds, collecting a team high 10 vs. Vandy (Jan. 19) ... Posted nine points and matched season high with two steals at Missouri (Jan. 22) ... Was 4-of-4 from the field, including making a 3 for the second-straight game, to post 11 points, while adding three assists and a team high two blocks in win vs. Arkansas (Jan. 26) ... Posted two assists and matched season high with two steals vs. Florida (Jan. 30) ... Two assists vs. Georgia (Feb. 2) ... Posted two blocks at Kentucky (Feb. 5) ... Three points and three rebounds vs. UT (Feb. 10) ... Led team in points (10), assists (3) and steals (3) in home contest vs. LSU (Feb. 14) ... Collected a team high nine rebounds at Alabama (Feb. 16) ... Four points and five rebounds in win vs. Ole Miss (Feb. 20), also blocked one of two last second shots for the Rebels to help secure win ... Scored nine points and collected two steals at Georgia (Feb. 23) ... Foul trouble vs. Missouri (Feb. 28), playing just 10 minutes ... Saw action at Texas A&M (March 2) ... Scored nine points and pulled down a team high eight rebounds on Senior Night win vs. Miss. State (March 6) ...

### CAREER STATISTICS

Season	GP-GS	Min	Avg	FG	FGA	Pct	3FG	3FGA	Pct	FT	FTA	Pct	Off	Def	Tot	Avg	PF	FO	Ast	TO	Blk	Stl	Pts	Avg
2009-10	31-30	827	26.7	104	206	.505	0	8	.000	16	59	.271	63	91	154	5.0	66	0	59	35	19	47	224	7.2
2010-11	26-25	731	28.1	87	182	.478	3	10	.300	26	62	.419	71	75	146	5.6	40	0	66	46	5	24	203	7.8
2011-12	31-12	526	17.0	43	91	.473	0	2	.000	12	32	.375	31	52	83	2.7	35	1	44	36	3	24	98	3.2
2012-13	30-29	873	29.1	105	187	.561	2	4	.500	21	61	.344	70	112	182	6.1	70	2	57	58	22	22	233	7.8
Totals	118-96	2957	25.1	339	666	.509	5	24	.208	75	214	.350	235	330	565	4.8	211	3	226	175	49	117	758	6.4

### CAREER SEC STATISTICS

Season	GP-GS	Min	Avg	FG	FGA	Pct	3FG	3FGA	Pct	FT	FTA	Pct	Off	Def	Tot	Avg	PF	FO	Ast	TO	Blk	Stl	Pts	Avg
2010	16-15	454	28.4	54	101	.535	0	0	.000	3	22	.136	33	48	81	5.1	41	0	32	19	5	21	111	6.9
2011	12-11	335	27.9	33	74	.446	1	3	.333	6	2	.273	30	28	58	4.8	17	0	25	22	1	4	73	6.1
2012	16-2	198	12.4	10	33	.303	0	0	.000	4	10	.400	10	19	29	1.8	12	0	13	11	0	10	24	1.5
2013	17-16	456	26.8	42	83	.506	2	3	.667	14	35	.400	32	51	83	4.9	39	2	27	24	13	15	100	5.9
Totals	61-44	1443	23.7	139	291	.478	3	6	.500	27	89	.303	105	143	251	4.1	109	2	97	76	19	50	308	5.0



# #23 - BRUCE ELLINGTON

JUNIOR | GUARD | 5'9" | 197 | 2 LETTERS  
 MONCKS CORNER, S.C./BERKELEY

## ELLINGTON'S CAREER HIGHS

- POINTS**  
31, at Furman (Dec. 22, 2010)
- FIELD GOALS**  
11, at Furman (Dec. 22, 2010)
- FIELD GOAL ATTEMPTS**  
23, at Furman (Dec. 22, 2010)
- 3-POINT FIELD GOALS**  
6, twice, last vs. Vanderbilt (Jan. 8, 2011)
- 3-POINT FIELD GOAL ATTEMPTS**  
13, twice, last vs. Tennessee (Feb. 16, 2011)
- FREE THROWS**  
7, twice, last vs. Kentucky (Feb. 5, 2013)
- FREE THROW ATTEMPTS**  
11, vs. Arkansas (Jan. 19, 2011)
- REBOUNDS**  
9, vs. Missouri (Jan. 22, 2013)
- ASSISTS**  
8, vs. WKU (Nov. 27, 2010)
- BLOCKS**  
2, vs. LSU (Feb. 14, 2013)
- STEALS**  
4, at Michigan State (Nov. 16, 2010)
- MINUTES PLAYED**  
46, vs. WKU (Nov. 27, 2010)

## ELLINGTON'S SEASON HIGHS

- POINTS**  
18, vs. Auburn (Jan. 12, 2013)
- FIELD GOALS**  
8, vs. Auburn (Jan. 12, 2013)
- FIELD GOAL ATTEMPTS**  
15, twice, last vs. Georgia (Feb. 23, 2013)
- 3-POINT FIELD GOALS**  
3, 3x, vs. Georgia (Feb. 23, 2013)
- 3-POINT FIELD GOAL ATTEMPTS**  
9, vs. Georgia (Feb. 23, 2013)
- FREE THROWS**  
7, vs. Kentucky (Feb. 5, 2013)
- FREE THROW ATTEMPTS**  
10, vs. Jacksonville (Dec. 7, 2012)
- REBOUNDS**  
9, vs. Missouri (Jan. 22, 2013)
- ASSISTS**  
6, twice, last vs. Miss. State (March 6, 2013)
- BLOCKS**  
2, vs. LSU (Feb. 14, 2013)
- STEALS**  
3, twice, last vs. Vandy (Jan. 19, 2013)
- MINUTES PLAYED**  
38, vs. LSU (Jan. 16, 2013)

### 2012-13

Opponent	Date	GS	Min	FG-FGA	Pct	3FG-3FGA	Pct	FT-FTA	Pct	Off	Def	Tot	Avg	PF	FO	A	TO	Blk	Stl	Pts	Avg	
MILWAUKEE	11/11/12	-	-	-	-	-	-	-	-	-	-	-	-	-	-	-	-	-	-	-	-	-
MORGAN STATE	11/16/12	-	-	-	-	-	-	-	-	-	-	-	-	-	-	-	-	-	-	-	-	-
RIDER	11/19/12	-	-	-	-	-	-	-	-	-	-	-	-	-	-	-	-	-	-	-	-	-
ELON	11/21/12	-	-	-	-	-	-	-	-	-	-	-	-	-	-	-	-	-	-	-	-	-
vs. Missouri State	11/24/12	-	-	-	-	-	-	-	-	-	-	-	-	-	-	-	-	-	-	-	-	-
vs. UALR	11/25/12	-	-	-	-	-	-	-	-	-	-	-	-	-	-	-	-	-	-	-	-	-
at St. John's	11/29/12	29	3-10	.300	0-4	.000	1-2	.500	1	0	1	1.0	1	0	0	3	0	0	7	7.0		
CLEMSON	12/2/12	27	4-9	.368	0-2	.000	4-5	.714	0	3	3	2.0	4	0	2	5	0	1	12	9.5		
JACKSONVILLE	12/7/12	25	3-7	.385	0-1	.000	6-10	.647	0	4	4	2.7	2	0	1	2	0	1	12	10.3		
APPALACHIAN ST	12/19/12	27	3-7	.394	2-2	.222	0-0	.647	1	3	4	3.0	3	0	1	2	1	1	8	9.8		
vs. Manhattan	12/22/12	-	-	-	-	-	-	-	-	-	-	-	-	-	-	-	-	-	-	-	-	-
PRESBYTERIAN	12/29/12	-	-	-	-	-	-	-	-	-	-	-	-	-	-	-	-	-	-	-	-	-
SC STATE	1/5/13	-	-	-	-	-	-	-	-	-	-	-	-	-	-	-	-	-	-	-	-	-
at Miss State	1/9/13	*	23	4-7	.425	3-6	.333	0-0	.647	0	0	0	2.4	4	0	2	9	0	2	11	10.0	
AUBURN	1/12/13	*	36	8-15	.455	1-4	.316	1-1	.667	1	0	1	2.2	3	0	5	2	0	2	18	11.3	
at LSU	1/16/13	*	38	3-12	.418	0-2	.286	1-4	.591	0	2	2	2.1	1	0	1	3	1	3	7	10.7	
VANDERBILT	1/19/13	*	34	2-13	.375	0-5	.231	3-4	.615	1	3	4	2.4	5	1	2	1	0	3	7	10.3	
at Missouri	1/22/13	*	36	3-12	.359	0-2	.214	1-4	.567	3	6	9	3.1	1	0	3	3	0	1	7	9.9	
ARKANSAS	1/26/13	*	33	6-8	.390	2-2	.267	0-1	.548	1	3	4	3.2	1	0	4	3	0	1	14	10.3	
at Florida	1/30/13	*	34	2-9	.376	1-4	.265	2-2	.576	1	2	3	3.2	2	0	3	7	0	0	7	10.0	
GEORGIA	2/2/13	*	36	5-12	.380	3-6	.300	1-1	.588	0	0	0	2.9	3	0	2	5	0	1	14	10.3	
at Kentucky	2/5/13	*	23	1-8	.364	0-4	.273	7-9	.628	0	1	1	2.8	2	0	0	3	0	0	9	10.2	
TENNESSEE	2/10/13	*	36	1-9	.348	0-1	.267	4-6	.633	0	2	2	2.7	3	0	5	2	0	1	6	9.9	
LSU	2/14/13	*	36	4-14	.342	0-2	.255	1-2	.627	2	4	6	2.9	2	0	2	2	2	2	9	9.9	
at Alabama	2/16/13	*	36	5-12	.348	1-4	.255	0-0	.627	3	1	4	3.0	3	0	3	2	0	2	11	9.9	
OLE MISS	2/20/13	*	36	4-14	.343	1-5	.250	0-0	.627	0	1	1	2.9	3	0	3	2	1	2	9	9.9	
at Georgia	2/23/13	*	42	4-15	.337	3-9	.262	0-0	.627	0	1	1	2.8	4	0	3	0	0	1	11	9.9	
MISSOURI	2/28/13	*	32	2-7	.335	0-4	.246	2-4	.618	0	1	1	2.7	0	0	4	1	0	2	6	9.7	
at Texas A&M	3/2/13	*	32	3-10	.333	1-3	.250	3-5	.617	0	2	2	2.7	4	0	6	2	0	2	10	9.8	
MISS STATE	3/6/13	*	33	1-5	.330	1-3	.253	6-9	.623	0	1	1	2.6	4	0	6	4	0	1	9	9.7	
at Vanderbilt	3/9/13																					

### SEASON NOTES

Joined the basketball team for practice on Nov. 27 and will continue with practices and games until the start of bowl practice for the Gamecock football squad ... Ellington is currently the top receiver for the Carolina football team with 38 catches for 564 yards and six TD's, including two TD's last weekend vs. Clemson ... Ellington also handles kickoff returns for the football squad (averages 22.2 yards per return in 2012) ... He posted back-to-back 100 receiving yards vs. Tennessee (Oct. 27), and Arkansas (Nov. 10), and caught seven passes vs. Clemson for 72 yards on Nov. 24 ... In his first basketball contest of the season vs. St. John's (Nov. 29), played a team high 29 minutes and scored seven points ... Posted 12 points off the bench and first two assists of the season vs. Clemson (Dec. 2) ... Scored 12 points vs. Jacksonville (Dec. 7), collecting a season high four rebounds in 25 minutes played ... Saw action vs. Appalachian State (Dec. 19), scoring eight points off the bench ... Will return to basketball following the Outback Bowl on Jan. 1 ... Returned to the court vs. Mississippi State (Jan. 9), posting 11 points and two assists, but committing nine turnovers ... Played with solid efficiency vs. Auburn (Jan. 12), dishing five assists against just two turnovers, also posted a team high 18 points in the contest ... Posted seven points and collected a team high three steals vs. LSU (Jan. 16) ... Collected three steals and posted seven points in loss to Vandy (Jan. 19); hit just 2-of-13 attempts from the floor vs. the Commodores ... Posted a career high nine rebounds, but struggled from the floor, hitting just 3-of-12 attempts at Missouri (Jan. 22) ... Solid from the floor, hitting 6-of-8 attempts (2-2 from 3), while dishing a team high four assists in win vs. Arkansas (Jan. 26) ... Three turnovers and seven points, but also seven turnovers vs. Florida (Jan. 30) ... Scored 14 points, matching a season high with three made 3s vs. Georgia (Feb. 2) ... Posted nine points at Kentucky (Feb. 5), including seven from the free throw line ... Matched season high with five assists vs. Tennessee (Feb. 10) ... Set career high with two blocks vs. LSU (Feb. 14) ... 11 points, three assists and two steals at Alabama (Feb. 16) ... Nine points and three assists, with a team best two steals in win vs. Ole Miss (Feb. 20) ... Scored 11 points and collected three assists at Georgia (Feb. 23) ... Four assists and two steals, while adding six points vs. Missouri (Feb. 28) ... Collected a season high six assists at Texas A&M (March 2), while adding 10 points ... Scored nine points and once again matched season high for second straight game with six assists vs. Miss State (March 6) ...

## CAREER STATISTICS

Season	GP-GS	Min	Avg	FG	FGA	Pct	3FG	3FGA	Pct	FT	FTA	Pct	Off	Def	Tot	Avg	PF	FO	Ast	TO	Blk	Stl	Pts	Avg
2010-11	30-30	928	30.9	138	423	.326	61	198	.308	47	74	.635	25	75	100	3.3	75	0	97	87	0	31	384	12.8
2011-12	24-15	697	29.0	100	280	.357	39	118	.331	26	34	.765	18	37	55	2.3	53	0	74	54	2	16	265	11.0
2012-13	21-17	684	32.6	71	215	.330	19	75	.253	43	69	.623	14	40	54	2.6	55	1	58	62	5	29	204	9.7
<b>Totals</b>	<b>75-62</b>	<b>2309</b>	<b>30.8</b>	<b>309</b>	<b>918</b>	<b>.337</b>	<b>119</b>	<b>391</b>	<b>.304</b>	<b>116</b>	<b>177</b>	<b>.655</b>	<b>57</b>	<b>152</b>	<b>209</b>	<b>2.8</b>	<b>183</b>	<b>1</b>	<b>229</b>	<b>203</b>	<b>7</b>	<b>76</b>	<b>856</b>	<b>11.4</b>

## CAREER SEC STATISTICS

Season	GP-GS	Min	Avg	FG	FGA	Pct	3FG	3FGA	Pct	FT	FTA	Pct	Off	Def	Tot	Avg	PF	FO	Ast	TO	Blk	Stl	Pts	Avg
2011	16-16	500	31.3	69	237	.291	31	122	.254	23	35	.657	18	32	50	3.1	41	0	42	43	0	14	192	12.0
2012	16-14	511	31.9	72	209	.344	26	85	.306	18	24	.750	14	28	42	2.6	34	0	58	40	1	14	188	11.8
2013	17-17	576	33.9	58	182	.319	17	66	.258	32	52	.615	12	30	42	2.5	45	1	54	51	4	26	165	9.7
<b>Totals</b>	<b>49-47</b>	<b>1587</b>	<b>32.4</b>	<b>199</b>	<b>628</b>	<b>.317</b>	<b>74</b>	<b>273</b>	<b>.271</b>	<b>73</b>	<b>111</b>	<b>.658</b>	<b>44</b>	<b>90</b>	<b>134</b>	<b>2.7</b>	<b>120</b>	<b>1</b>	<b>154</b>	<b>134</b>	<b>5</b>	<b>54</b>	<b>545</b>	<b>11.1</b>





## #2 - BRIAN RICHARDSON

JUNIOR | GUARD | 6'4" | 175 | 2 LETTERS

WILSON, N.C./GREENFIELD SCHOOL

### RICHARDSON'S CAREER HIGHS

**POINTS**  
20, twice, last vs. Arkansas (Jan. 26, 2013)

**FIELD GOALS**  
7, vs. Miss. State (Jan. 9, 2013)

**FIELD GOAL ATTEMPTS**  
19, vs. Miss. State (Jan. 9, 2013)

**3-POINT FIELD GOALS**  
5, twice, last vs. Miss. State (Jan. 9, 2013)

**3-POINT FIELD GOAL ATTEMPTS**  
11, vs. Miss. State (Jan. 9, 2013)

**FREE THROWS**  
7, vs. Delaware State (12/1/10)

**FREE THROW ATTEMPTS**  
8, vs. Delaware State (12/1/10)

**REBOUNDS**  
8, vs. Elon (Nov. 21, 2012)

**ASSISTS**  
6, vs. Rider (Nov. 19, 2012)

**BLOCKS**  
2, vs. Appalachian State (Dec. 19, 2012)

**STEALS**  
2, 3x, last vs. Tennessee (Feb. 10, 2013)

**MINUTES PLAYED**  
38, vs. Missouri State (Nov. 24, 2012)

### RICHARDSON'S SEASON HIGHS

**POINTS**  
20, twice, last vs. Arkansas (Jan. 26, 2013)

**FIELD GOALS**  
8, vs. Arkansas (Jan. 26, 2013)

**FIELD GOAL ATTEMPTS**  
19, vs. Miss. State (Jan. 9, 2013)

**3-POINT FIELD GOALS**  
5, vs. Miss. State (Jan. 9, 2013)

**3-POINT FIELD GOAL ATTEMPTS**  
11, vs. Miss. State (Jan. 9, 2013)

**FREE THROWS**  
4, twice, last vs. Alabama (Feb. 16, 2013)

**FREE THROW ATTEMPTS**  
6, vs. Alabama (Feb. 16, 2013)

**REBOUNDS**  
8, twice, last vs. Miss. State (Jan. 9, 2013)

**ASSISTS**  
6, vs. Rider (Nov. 19, 2012)

**BLOCKS**  
2, vs. Appalachian State (Dec. 19, 2012)

**STEALS**  
2, 3x, last vs. Tennessee (Feb. 10, 2013)

**MINUTES PLAYED**  
38, vs. Missouri State (Nov. 24, 2012)

### 2012-13

Opponent	Date	GS	Min	FG-FGA	Pct	3FG-FGA	Pct	FT-FTA	Pct	Off	Def	Tot	Avg	PF	FO	A	TO	Blk	Stl	Pts	Avg
MILWAUKEE	11/11/12	20	3-3	1.000	0-0	.000	0-0	.000	0	0	0	0	0.0	3	0	2	3	1	1	6	6.0
MORGAN STATE	11/16/12	20	4-6	.778	2-3	.667	0-0	.000	1	2	3	1.5	4	0	1	1	0	0	10	8.0	
RIDER	11/19/12	27	2-5	.643	1-3	.500	3-3	1.000	3	1	4	2.3	0	0	6	2	1	0	8	8.0	
ELON	11/21/12	30	2-12	.423	1-6	.333	2-2	1.000	2	6	8	3.8	3	0	4	4	1	1	7	7.8	
vs. Missouri State	11/24/12	38	5-7	.485	4-6	.444	0-0	1.000	0	4	4	3.8	2	0	0	1	1	0	14	9.0	
vs. UALR	11/25/12	19	0-3	.444	0-1	.421	0-0	1.000	0	0	0	3.2	4	0	1	1	0	0	0	7.5	
at St. John's	11/29/12	14	2-7	.419	2-5	.417	3-3	1.000	0	2	2	3.0	2	0	2	1	0	0	8	7.6	
CLEMSON	12/2/12	4	0-3	.391	0-1	.400	1-2	.889	0	0	0	2.6	0	0	0	1	0	1	1	6.8	
JACKSONVILLE	12/7/12	12	5-6	.442	4-4	.483	2-2	.909	0	1	1	2.4	1	0	0	0	0	0	16	7.8	
APPALACHIAN ST	12/19/12	11	1-4	.429	0-3	.438	0-0	.909	0	2	2	2.4	2	0	4	1	1	1	11	7.2	
vs. Manhattan	12/22/12	23	3-13	.391	2-7	.410	4-5	.875	2	1	3	2.5	3	0	0	1	0	1	12	7.6	
PRESBYTERIAN	12/29/12	*	34	5-8	.416	3-5	.432	3-4	.850	1	4	5	2.7	0	0	2	1	0	0	16	8.3
SC STATE	1/5/13	*	27	6-14	.418	1-5	.408	2-4	.792	1	3	4	2.8	3	0	3	1	1	1	15	8.8
at Miss State	1/9/13	*	35	7-19	.409	5-11	.417	1-2	.769	4	4	8	3.1	2	0	1	1	1	2	20	9.6
AUBURN	1/12/13	*	14	0-4	.395	0-2	.403	0-0	.769	0	1	1	3.0	3	0	1	1	0	1	0	9.0
at LSU	1/16/13	*	2	0-0	.386	0-0	.403	0-0	.769	0	0	0	2.8	0	0	0	0	0	0	0	8.4
VANDERBILT	1/19/13	20	3-8	.393	1-4	.394	0-1	.741	3	0	3	2.8	2	0	1	1	1	2	7	8.4	
at Missouri	1/22/13	3	0-0	.393	0-0	.394	0-0	.741	0	0	0	2.7	0	0	0	1	0	0	0	7.9	
ARKANSAS	1/28/13	24	8-13	.415	3-5	.408	1-1	.750	1	5	6	2.8	1	0	2	1	0	0	20	8.5	
at Florida	1/30/13	3	0-1	.412	0-0	.408	0-0	.750	0	0	0	2.7	1	0	0	1	0	0	0	8.1	
GEORGIA	2/2/13	26	5-10	.418	2-6	.403	0-0	.750	0	1	1	2.6	2	0	0	0	0	0	12	8.3	
at Kentucky	2/5/13	*	18	2-7	.412	2-6	.398	0-0	.750	0	0	2.5	1	0	0	0	0	1	6	8.2	
TENNESSEE	2/10/13	*	25	6-15	.411	2-7	.389	3-5	.727	1	4	5	2.6	3	0	0	2	2	17	8.6	
LSU	2/14/13	*	19	2-6	.408	1-2	.391	2-2	.743	0	1	1	2.5	1	0	0	4	1	7	8.5	
at Alabama	2/16/13	*	22	0-5	.397	0-4	.375	4-6	.732	0	0	2	2.4	0	0	1	0	0	4	8.3	
OLE MISS	2/20/13	25	2-7	.392	2-4	.380	0-0	.732	0	2	2	2.4	0	0	2	1	1	0	6	8.2	
at Georgia	2/23/13	26	3-6	.396	2-4	.385	0-0	.732	0	2	2	2.4	2	0	0	1	1	1	8	8.2	
MISSOURI	2/28/13	15	4-7	.402	2-5	.385	0-0	.732	1	0	1	2.4	2	0	1	1	0	0	10	8.3	
at Texas A&M	3/2/13	1	0-0	.402	0-0	.385	0-0	.732	0	0	0	2.3	0	0	0	0	0	0	0	8.0	
MISS STATE	3/6/13																				
at Vanderbilt	3/9/13																				

### SEASON NOTES

Scored six points on a perfect 3-of-3 shooting from the field in the season opener vs. Milwaukee (Nov. 11) ... High scorer off the bench with 10 points on 4-of-6 shooting from the field vs. Morgan State (Nov. 16) ... Dished a career high six assists and scored eight points in 27 minutes off the bench vs. Rider (Nov. 19) ... Posted another team best with four assists vs. Elon (Nov. 21), while collecting a career high eight rebounds ... Scored a season high 14 points vs. Missouri State (Nov. 24), hitting four 3s in the contest, playing a career high 38 minutes in the contest ... Dished one assist vs. UALR (Nov. 25) ... Scored eight points and collected two rebounds vs. St. John's (Nov. 29) ... Posted one steal vs. Clemson (Dec. 2) ... Posted 16 points, including a perfect 4-of-4 effort from 3-point range vs. Jacksonville (Dec. 7) in just 12 minutes played ... Posted a career high two blocks vs. Appalachian State (Dec. 19) ... Posted third-straight double-figure scoring game with 12 points in win vs. Manhattan (Dec. 22) ... Posted a team high 16 points vs. Presbyterian in his first start of the season (Dec. 29) ... Collected fifth-straight double-figure scoring game with 15 points, while adding three assists vs. SC State (Jan. 5) ... Had a career night in SEC opener at Miss. State (Jan. 9), posting a career high 20 points on seven made shots, including five 3s ... Was in foul trouble early vs. Auburn (Jan. 12), only saw 14 minutes of action, mainly in the second half ... Matched career high with two steals vs. Vandy (Jan. 19), while adding seven points ... Matched career high with second 20-point effort of the season, hitting 8-of-13 attempts, while also collecting six rebounds and two assists in just 24 minutes in victory vs. Arkansas (Jan. 26) ... Tallied 12 points off the bench with five made baskets, including two 3s vs. Georgia (Feb. 2) ... Posted six points at Kentucky (Feb. 5) ... Scored 17 points in 25 minutes, while pulling down five rebounds and collecting two steals vs. UT (Feb. 10) ... Seven points, one block and a steal vs. LSU (Feb. 14) ... Matched season high with four made free throws at Alabama (Feb. 16) ... Six points and two assists off the bench in win vs. Ole Miss (Feb. 20) ... Scored eight points at Georgia (Feb. 23) ... Scored 10 points off the bench, hitting 4-of-7 attempts, in loss to Missouri (Feb. 28) ...

### CAREER STATISTICS

Season	GP-GS	Min	Avg	FG	FGA	Pct	3FG	3FGA	Pct	FT	FTA	Pct	Off	Def	Tot	Avg	PF	FO	Ast	TO	Blk	Stl	Pts	Avg
2010-11	30-24	582	19.4	53	158	.335	41	122	.336	30	44	.682	5	43	48	1.6	57	1	16	29	6	20	177	5.9
2011-12	25-2	307	12.3	29	97	.299	14	60	.233	7	11	.636	8	17	25	1.0	30	0	10	15	1	6	79	3.2
2012-13	29-9	555	19.1	80	199	.402	42	109	.385	30	41	.732	20	46	66	2.3	47	0	30	31	12	15	232	8.0
<b>Totals</b>	<b>84-35</b>	<b>1444</b>	<b>17.2</b>	<b>162</b>	<b>454</b>	<b>.357</b>	<b>97</b>	<b>291</b>	<b>.333</b>	<b>67</b>	<b>96</b>	<b>.698</b>	<b>33</b>	<b>106</b>	<b>139</b>	<b>1.7</b>	<b>134</b>	<b>1</b>	<b>56</b>	<b>75</b>	<b>19</b>	<b>41</b>	<b>488</b>	<b>5.8</b>

### CAREER SEC STATISTICS

Season	GP-GS	Min	Avg	FG	FGA	Pct	3FG	3FGA	Pct	FT	FTA	Pct	Off	Def	Tot	Avg	PF	FO	Ast	TO	Blk	Stl	Pts	Avg
2011	16-11	258	16.1	19	68	.276	16	50	.320	10	18	.556	4	18	22	1.4	31	1	3	15	3	11	64	4.0
2012	10-2	92	9.2	8	27	.296	5	17	.294	5	8	.625	2	3	5	0.5	12	0	1	3	0	1	26	2.6
2013	16-7	277	17.3	42	108	.389	22	60	.367	11	17	.647	10	20	30	1.9	20	0	9	14	5	10	117	7.3
<b>Totals</b>	<b>42-20</b>	<b>627</b>	<b>14.9</b>	<b>69</b>	<b>203</b>	<b>.340</b>	<b>43</b>	<b>127</b>	<b>.339</b>	<b>26</b>	<b>43</b>	<b>.605</b>	<b>16</b>	<b>41</b>	<b>57</b>	<b>1.4</b>	<b>63</b>	<b>1</b>	<b>13</b>	<b>32</b>	<b>8</b>	<b>22</b>	<b>207</b>	<b>4.9</b>



## #33 - RJ SLAWSON

**JUNIOR | FORWARD | 6'8" | 220 | 2 LETTERS**  
**CHARLESTON, S.C./FORT DORCHESTER**

### SLAWSON'S CAREER HIGHS

**POINTS**  
13, vs. North Carolina (Nov. 25, 2011)

**FIELD GOALS**  
6, vs. North Carolina (Nov. 25, 2011)

**FIELD GOAL ATTEMPTS**  
10, vs. North Carolina (Nov. 25, 2011)

**3-POINT FIELD GOALS**  
2, 4 times, last vs. SC State (Jan. 3, 2012)

**3-POINT FIELD GOAL ATTEMPTS**  
4, vs. SC State (Jan. 3, 2012)

**FREE THROWS**  
4, 3 times, last vs. Providence (Dec. 1, 2011)

**FREE THROW ATTEMPTS**  
6, twice, last vs. Manhattan (Dec. 22, 2012)

**REBOUNDS**  
14, vs. North Carolina (Nov. 25, 2011)

**ASSISTS**  
3, twice, last vs. Rider (Nov. 19, 2012)

**BLOCKS**  
4, vs. North Carolina (Nov. 25, 2011)

**STEALS**  
3, vs. SC State (Jan. 3, 2012)

**MINUTES PLAYED**  
31, vs. North Carolina (Nov. 25, 2011)

### SLAWSON'S SEASON HIGHS

**POINTS**  
12, vs. Missouri (Jan. 22, 2013)

**FIELD GOALS**  
5, vs. Missouri (Jan. 22, 2013)

**FIELD GOAL ATTEMPTS**  
7, 3x, vs. LSU (Feb. 14, 2013)

**3-POINT FIELD GOALS**  
1, 3x, vs. Kentucky (Feb. 5, 2013)

**3-POINT FIELD GOAL ATTEMPTS**  
3, vs. LSU (Feb. 14, 2013)

**FREE THROWS**  
4, vs. LSU (Jan. 16, 2013)

**FREE THROW ATTEMPTS**  
6, vs. Manhattan (Dec. 22, 2012)

**REBOUNDS**  
8, vs. Elon (Nov. 21, 2012)

**ASSISTS**  
3, vs. Rider (Nov. 19, 2012)

**BLOCKS**  
3, twice, last vs. LSU (Feb. 14, 2013)

**STEALS**  
2, 4x, vs. Tennessee (Feb. 10, 2013)

**MINUTES PLAYED**  
28, vs. Missouri (Jan. 22, 2013)

### 2012-13

Opponent	Date	GS	Min	FG-FGA	Pct	3FG-3FGA	Pct	FT-FTA	Pct	Off	Def	Tot	Avg	PF	FO	A	TO	Blk	Stl	Pts	Avg	
MILWAUKEE	11/11/12	*	14	0-1	.000	0-0	.000	0-0	.000	0	2	2	2.0	1	0	0	0	0	0	0	0	0.0
MORGAN STATE	11/16/12	*	26	4-7	.500	0-0	.000	2-2	1.000	6	1	7	4.5	5	1	2	3	1	1	10	5.0	
RIDER	11/19/12	*	19	0-3	.364	0-1	.000	2-2	1.000	2	1	3	4.0	4	0	3	2	0	2	4.0		
ELON	11/21/12	*	24	2-4	.400	0-0	.000	3-4	.875	4	4	8	5.0	4	0	1	2	1	1	7	4.8	
vs. Missouri State	11/24/12	*	15	0-4	.316	0-2	.000	0-0	.875	0	4	4	4.8	4	0	0	1	1	0	0	3.8	
vs. UALR	11/25/12	*	17	2-4	.348	0-1	.000	0-0	.875	2	2	4	4.7	5	1	1	2	1	2	4	3.8	
at St. John's	11/29/12	*	21	2-2	.400	0-0	.000	2-4	.750	3	1	4	4.6	2	0	0	1	0	1	6	4.1	
CLEMSON	12/2/12	*	13	1-2	.407	0-0	.000	0-1	.692	1	2	3	4.4	4	0	1	0	1	0	2	3.9	
JACKSONVILLE	12/7/12	*	10	1-4	.387	0-0	.000	2-4	.647	2	0	2	4.1	4	0	1	1	1	0	4	3.9	
APPALACHIAN ST	12/19/12	*	13	3-6	.405	1-1	.200	2-2	.684	2	1	3	4.0	4	0	0	2	0	1	9	4.4	
vs. Manhattan	12/22/12	*	18	2-4	.415	0-0	.200	3-6	.640	2	2	4	4.0	1	0	0	1	0	2	7	4.6	
PRESBYTERIAN	12/29/12	*	16	1-4	.400	0-0	.200	3-4	.655	3	2	5	4.1	3	0	1	0	3	1	5	4.7	
SC STATE	1/5/13	*	13	4-5	.440	0-0	.200	1-1	.667	0	1	1	3.8	4	0	0	0	0	0	9	5.0	
at Miss State	1/9/13	*	8	0-0	.440	0-0	.200	3-4	.676	1	3	4	3.9	2	0	0	1	0	0	3	4.9	
AUBURN	1/12/13	*	9	2-5	.436	0-1	.167	0-0	.676	2	3	5	2.5	4	0	1	1	0	0	4	4.8	
at LSU	1/16/13	*	21	3-4	.458	1-1	.286	4-5	.692	3	2	5	4.0	4	0	0	1	0	0	11	5.2	
VANDERBILT	1/19/13	*	16	0-3	.435	0-1	.250	0-0	.692	0	2	2	3.9	3	0	1	2	0	2	0	4.9	
at Missouri	1/22/13	*	28	5-7	.464	0-0	.250	2-2	.707	4	2	6	4.0	5	1	0	0	0	1	12	5.3	
ARKANSAS	1/28/13	*	13	1-2	.465	0-0	.250	1-2	.698	2	1	3	3.9	4	0	2	1	1	0	3	5.2	
at Florida	1/30/13	*	21	0-2	.452	0-1	.222	0-0	.698	1	2	3	3.9	3	0	0	2	0	0	4	4.9	
GEORGIA	2/2/13	*	17	0-2	.440	0-1	.200	2-2	.711	2	4	6	4.0	2	0	1	1	1	0	2	4.8	
at Kentucky	2/5/13	*	13	1-4	.430	1-2	.250	0-0	.711	0	1	1	3.9	3	0	0	0	1	0	3	4.7	
TENNESSEE	2/10/13	*	18	2-2	.444	0-0	.250	0-0	.711	1	0	1	3.7	4	0	0	1	1	2	4	4.7	
LSU	2/14/13	*	22	1-7	.420	0-3	.200	2-3	.708	3	2	5	3.8	4	0	0	1	3	0	4	4.6	
at Alabama	2/16/13	*	17	1-1	.427	0-0	.200	0-0	.708	1	2	3	3.8	4	0	0	2	0	2	4	4.5	
OLE MISS	2/20/13	*	10	2-2	.440	0-0	.200	0-0	.708	0	3	3	3.7	3	0	0	0	0	0	4	4.5	
at Georgia	2/23/13	*	10	0-0	.440	0-0	.200	1-4	.673	0	1	1	3.6	2	0	0	1	0	0	1	4.4	
MISSOURI	2/28/13	*	18	1-3	.436	0-0	.200	2-2	.685	2	0	2	3.6	4	0	0	1	2	1	4	4.4	
at Texas A&M	3/2/13	*	14	1-1	.442	0-0	.200	1-2	.679	2	1	3	3.6	1	0	0	2	0	0	3	4.3	
MISS STATE	3/6/13	*	8	1-1	.448	0-0	.200	0-0	.679	0	0	0	3.4	4	0	0	0	0	1	2	4.2	
at Vanderbilt	3/9/13																					

### SEASON NOTES

Earned the start in season opener vs. Milwaukee (Nov. 11), pulled down just two rebounds in 14 minutes ... Posted 10 points and seven rebounds, including six on the offensive glass, vs. Morgan State (Nov. 16) ... Matched career high with three assists vs. Rider (Nov. 19) ... Collected a season high eight rebounds vs. Elon (Nov. 21) ... Collected four rebounds vs. Missouri State (Nov. 24) ... Scored four points, collected four rebounds and earned two steals vs. UALR (Nov. 25) ... Posted six points and four rebounds vs. St. John's (Nov. 29) ... Collected three rebounds vs. Clemson (Dec. 2) ... Scored four points and posted one block vs. Jacksonville (Dec. 7) ... Was in foul trouble early vs. the Dolphins, collecting three fouls in first eight minutes of the contest ... Posted nine points in victory vs. Appalachian State (Dec. 19) ... Scored seven points and pulled down four rebounds with two steals vs. Manhattan (Dec. 22) ... Blocked a season high three shots vs. Presbyterian (Dec. 29) ... Scored nine points off the bench vs. SC State (Jan. 5) ... Collected four rebounds and scored three points, all from the foul line, in SEC opener at Miss. State (Jan. 9) ... Posted four points and collected five rebounds in nine minutes off the bench vs. Auburn (Jan. 12) ... Solid in win at LSU (Jan. 16), posting a season high 11 points off the bench, including a 4-of-5 effort from the free throw line ... Matched season high with two steals vs. Vandy (Jan. 19) ... Tallied a season high 12 points in a season high 28 minutes at Missouri (Jan. 22) ... Posted two assists and three rebounds in win vs. Arkansas (Jan. 26) ... Collected three rebounds vs. Florida (Jan. 30) ... Pulled down six rebounds vs. Georgia (Feb. 2) ... Tallied three points at Kentucky (Feb. 5) ... Four points and one rebound vs. UT (Feb. 10) ... Matched season high with three blocks vs. LSU (Feb. 14) ... Two points and three rebounds at Alabama (Feb. 16) ... Two blocks and a steal in 18 minutes in loss to Missouri (Feb. 28) ... Three points and three rebounds at Texas A&M (March 2) ...

### CAREER STATISTICS

Season	GP-GS	Min	Avg	FG	FGA	Pct	3FG	3FGA	Pct	FT	FTA	Pct	Off	Def	Tot	Avg	PF	FO	Ast	TO	Blk	Stl	Pts	Avg
2010-11	28-0	252	9.0	24	58	.414	6	19	.316	9	11	.818	22	37	59	2.1	40	1	4	14	5	7	63	2.3
2011-12	31-5	553	17.8	52	119	.437	11	41	.268	23	37	.622	50	73	123	4.0	81	1	18	31	20	23	138	4.5
2012-13	30-10	482	16.1	43	96	.448	3	15	.200	38	56	.679	51	52	103	3.4	101	3	15	32	18	16	127	4.2
<b>Totals</b>	<b>89-15</b>	<b>1287</b>	<b>14.5</b>	<b>119</b>	<b>273</b>	<b>.436</b>	<b>20</b>	<b>75</b>	<b>.267</b>	<b>70</b>	<b>104</b>	<b>.673</b>	<b>123</b>	<b>162</b>	<b>285</b>	<b>3.2</b>	<b>222</b>	<b>5</b>	<b>37</b>	<b>77</b>	<b>43</b>	<b>46</b>	<b>328</b>	<b>3.7</b>

### CAREER SEC STATISTICS

Season	GP-GS	Min	Avg	FG	FGA	Pct	3FG	3FGA	Pct	FT	FTA	Pct	Off	Def	Tot	Avg	PF	FO	Ast	TO	Blk	Stl	Pts	Avg
2011	15-0	153	10.2	11	32	.344	4	11	.364	4	4	1.000	11	20	31	2.1	27	1	0	4	2	4	30	2.0
2012	16-5	256	16.0	19	46	.413	3	17	.176	9	14	.643	23	27	50	3.1	40	0	7	16	5	10	50	3.1
2013	17-0	263	15.5	21	46	.457	2	10	.200	18	26	.692	24	29	53	3.1	56	1	5	17	9	7	62	3.6
<b>Totals</b>	<b>48-5</b>	<b>672</b>	<b>14.0</b>	<b>51</b>	<b>124</b>	<b>.411</b>	<b>9</b>	<b>38</b>	<b>.237</b>	<b>31</b>	<b>44</b>	<b>.705</b>	<b>58</b>	<b>76</b>	<b>134</b>	<b>2.8</b>	<b>123</b>	<b>2</b>	<b>12</b>	<b>37</b>	<b>16</b>	<b>21</b>	<b>142</b>	<b>3.0</b>



## #5 - ERIC SMITH

JUNIOR | GUARD | 5'11" | 205 | 2 LETTERS  
MULLINS, S.C./CHRIST SCHOOL

### SMITH'S CAREER HIGHS

<b>POINTS</b>	18, vs. Tenn. State (Nov. 20, 2011)
<b>FIELD GOALS</b>	6, twice, last vs. Providence (Dec. 1, 2011)
<b>FIELD GOAL ATTEMPTS</b>	13, vs. Providence (Dec. 1, 2011)
<b>3-POINT FIELD GOALS</b>	5, vs. Tenn. State (Nov. 20, 2011)
<b>3-POINT FIELD GOAL ATTEMPTS</b>	8, vs. Providence (Dec. 1, 2011)
<b>FREE THROWS</b>	6, vs. Morgan State (Nov. 16, 2012)
<b>FREE THROW ATTEMPTS</b>	9, vs. Morgan State (Nov. 16, 2012)
<b>REBOUNDS</b>	4, vs. SC State (Jan. 5, 2013)
<b>ASSISTS</b>	9, vs. Appalachian State (Dec. 19, 2012)
<b>BLOCKS</b>	1, vs. Milwaukee (Nov. 12, 2012)
<b>STEALS</b>	3, twice, last vs. Georgia (Feb. 23, 2013)
<b>MINUTES PLAYED</b>	38, twice, last vs. Georgia (Feb. 23, 2013)

### SMITH'S SEASON HIGHS

<b>POINTS</b>	17, vs. Morgan State (Nov. 16, 2012)
<b>FIELD GOALS</b>	5, twice, last vs. Ole Miss (Feb. 20, 2013)
<b>FIELD GOAL ATTEMPTS</b>	9, 3x, vs. Ole Miss (Feb. 20, 2013)
<b>3-POINT FIELD GOALS</b>	2, 3x, vs. Ole Miss (Feb. 20, 2013)
<b>3-POINT FIELD GOAL ATTEMPTS</b>	5, vs. Missouri (Jan. 22, 2013)
<b>FREE THROWS</b>	6, twice, last vs. Miss. State (March 6, 2013)
<b>FREE THROW ATTEMPTS</b>	9, vs. Morgan State (Nov. 16, 2012)
<b>REBOUNDS</b>	4, vs. SC State (Jan. 5, 2013)
<b>ASSISTS</b>	9, vs. Appalachian State (Dec. 19, 2012)
<b>BLOCKS</b>	1, vs. Milwaukee (Nov. 11, 2012)
<b>STEALS</b>	3, twice, last vs. Georgia (Feb. 23, 2013)
<b>MINUTES PLAYED</b>	38, twice, last vs. Georgia (Feb. 23, 2013)

### 2012-13

Opponent	Date	GS	Min	FG-FA	Pct	3FG-3FA	Pct	FT-FTA	Pct	Off	Def	Tot	Avg	PF	FO	A	TO	Blk	Stl	Pts	Avg
MILWAUKEE	11/11/12	*	38	2-9	.222	0-1	.000	2-2	1.000	0	1	1	1.0	1	0	4	1	1	6	6.0	
MORGAN STATE	11/16/12	*	25	5-9	.389	1-3	.250	6-9	.727	0	2	2	1.5	1	0	0	3	0	0	17	11.5
RIDER	11/19/12	*	23	2-6	.375	0-3	.143	2-4	.667	1	1	2	1.7	4	0	3	1	0	1	6	9.7
ELON	11/21/12	*	20	1-5	.345	1-1	.250	0-0	.667	0	1	1	1.5	2	0	1	2	0	1	3	8.0
vs. Missouri State	11/24/12	*	33	0-2	.323	0-1	.222	2-2	.706	0	2	2	1.6	1	0	6	6	0	0	2	6.8
vs. UALR	11/25/12	*	30	4-7	.368	1-2	.273	3-4	.714	0	3	3	1.8	1	0	5	3	0	12	7.7	
at St. John's	11/29/12	*	24	1-7	.333	1-4	.267	0-0	.714	2	0	2	1.9	4	0	2	2	0	0	3	7.0
CLEMSON	12/2/12	*	24	1-5	.320	0-1	.250	0-1	.667	1	2	3	2.0	2	0	3	2	0	1	2	6.4
JACKSONVILLE	12/7/12	*	24	3-7	.333	1-2	.278	0-0	.667	0	3	3	2.1	3	0	7	1	0	1	7	6.4
APPALACHIAN ST	12/19/12	*	23	2-3	.350	0-1	.263	1-2	.667	0	2	2	2.1	1	0	9	2	0	1	5	6.3
vs. Manhattan	12/22/12	*	28	1-5	.338	0-3	.227	1-1	.680	0	2	2	2.1	1	0	3	7	0	0	3	6.0
PRESBYTERIAN	12/29/12	*	28	1-5	.329	1-2	.250	0-0	.667	0	0	0	1.9	0	0	5	1	0	1	3	5.8
SC STATE	1/5/13	*	35	2-6	.329	0-1	.240	1-2	.667	2	2	4	2.1	0	0	7	3	0	0	5	5.7
at Miss State	1/9/13	*	35	4-7	.349	0-1	.231	0-1	.643	1	2	3	2.1	1	0	5	2	0	0	8	5.9
AUBURN	1/12/13	*	31	3-6	.360	2-4	.267	2-4	.625	0	0	0	2.0	1	0	2	3	0	0	10	6.1
at LSU	1/16/13	*	36	1-5	.351	0-1	.258	3-4	.639	0	0	0	1.9	0	0	1	2	0	1	5	6.1
VANDERBILT	1/19/13	*	28	1-5	.343	0-2	.242	3-3	.667	0	1	1	1.8	1	0	0	0	0	0	5	6.0
at Missouri	1/22/13	*	20	3-9	.343	1-5	.237	0-0	.667	0	1	1	1.8	2	0	1	1	0	0	7	6.1
ARKANSAS	1/28/13	*	27	3-6	.351	1-2	.250	0-0	.667	0	0	0	1.7	1	0	3	1	0	0	7	6.1
at Florida	1/30/13	*	35	2-8	.344	1-3	.256	0-0	.667	0	0	0	1.6	0	0	0	3	0	1	5	6.1
GEORGIA	2/2/13	*	23	1-4	.341	1-3	.261	0-0	.667	0	2	2	1.6	1	0	2	0	0	1	3	5.9
at Kentucky	2/5/13	*	17	1-5	.336	0-2	.250	0-0	.667	0	0	0	1.5	2	0	2	1	0	0	2	5.7
TENNESSEE	2/10/13	*	21	3-5	.346	1-2	.260	2-2	.683	0	0	0	1.5	3	0	1	0	0	0	9	5.9
LSU	2/14/13	*	24	1-5	.340	0-1	.255	0-0	.667	0	1	1	1.5	3	0	1	4	0	1	2	5.7
at Alabama	2/16/13	*	25	4-6	.354	2-4	.273	0-0	.667	0	2	2	1.5	2	0	1	2	0	0	10	5.9
OLE MISS	2/20/13	*	34	5-9	.365	2-4	.288	0-1	.667	0	3	3	1.5	0	0	5	1	0	0	12	6.1
at Georgia	2/23/13	*	38	0-7	.350	0-1	.283	3-6	.646	3	2	5	1.7	2	0	2	3	0	3	3	6.0
MISSOURI	2/28/13	*	32	0-5	.339	0-2	.274	0-0	.646	0	1	1	1.6	2	0	4	1	0	0	0	5.8
at Texas A&M	3/2/13	*	26	0-4	.331	0-2	.266	0-0	.646	0	3	3	1.7	0	0	3	3	0	1	0	5.6
MISS STATE	3/6/13	*	24	0-4	.324	0-2	.258	6-8	.661	0	2	2	1.7	1	0	3	2	0	1	6	5.6
at Vanderbilt	3/9/13																				

### SEASON NOTES

Solid in season opener vs. Milwaukee (Nov. 11), posting six points and four assists ... Was just one point shy of matching career high with 17 vs. Morgan State (Nov. 16) ... Set career highs with six made free throws and nine attempts vs. the Bears ... Was in foul trouble, but posted three assists and six points vs. Rider (Nov. 19) ... Posted an assist and steal, with three points vs. Elon (Nov. 21) ... Dished a season high six assists vs. Missouri State (Nov. 24) ... Scored 12 points and dished five assists vs. UALR (Nov. 25) ... Also career high three steals vs. UALR ... Scored three points and posted two assists vs. St. John's (Nov. 29) ... Was in foul trouble early vs. the Red Storm ... Matched career high with three rebounds vs. Clemson (Dec. 2); also three assists vs. Tigers ... Dished seven assists, against just one turnover, vs. Jacksonville (Dec. 7) ... Set a career high with nine assists vs. Appalachian State (Dec. 19); committed just two turnovers in the contest ... Dished three assists, but committed seven turnovers in win vs. Manhattan (Dec. 22) ... Collected five assists in win vs. Presbyterian (Dec. 29), committing just one turnover ... Posted seven assists and just three turnovers vs. SC State (Jan. 5) ... Dished five assists and scored eight points in SEC opener at Miss. State (Jan. 9) ... Posted 10 points, including two clutch back-to-back 3s in the second half, vs. Auburn (Jan. 12); also posted two assists ... Posted five points, one assist and one steal in win at LSU (Jan. 16) ... Scored five points, including a 3-of-3 effort from the free throw line vs. Vandy (Jan. 19) ... Posted seven points at Missouri (Jan. 22) ... Hit 3-of-6 attempts from the floor for seven points, while dishing three assists with just one turnover in win vs. Arkansas (Jan. 26) ... Tallied five points vs. Florida (Jan. 30) ... Scored three points and posted two assists vs. Georgia (Feb. 2) ... Scored nine points vs. Tennessee (Feb. 10) ... Matched season high with two 3s vs. Alabama (Feb. 16) ... Hit game-winning 3-point basket with seconds remaining vs. Ole Miss (Feb. 20), scoring an SEC season high 12 points; also dished five assists with just one turnover ... Matched career high with three steals at Georgia (Feb. 23) ... Four assists vs. Missouri (Feb. 28) ... Posted three assists and one steal at Texas A&M (March 2) ... Posted six points, hitting 6-of-8 from the free throw line vs. Mississippi State (March 6) ...

### CAREER STATISTICS

Season	GP-GS	Min	Avg	FG	FGA	Pct	3FG	3FGA	Pct	FT	FTA	Pct	Off	Def	Tot	Avg	PF	FO	Ast	TO	Blk	Stl	Pts	Avg
2010-11	28-0	371	13.3	20	66	.303	8	35	.229	20	32	.625	6	16	22	0.8	29	0	42	25	0	6	68	2.4
2011-12	28-13	399	14.3	42	102	.412	20	50	.400	11	18	.611	3	23	26	0.9	27	1	33	36	0	11	115	4.1
2012-13	30-25	831	27.7	57	176	.324	17	66	.258	37	56	.661	10	41	51	1.7	43	0	91	66	1	19	168	5.6
<b>Totals</b>	<b>86-38</b>	<b>1601</b>	<b>18.6</b>	<b>119</b>	<b>344</b>	<b>.346</b>	<b>45</b>	<b>151</b>	<b>.298</b>	<b>68</b>	<b>106</b>	<b>.642</b>	<b>19</b>	<b>80</b>	<b>99</b>	<b>1.2</b>	<b>99</b>	<b>1</b>	<b>166</b>	<b>127</b>	<b>1</b>	<b>36</b>	<b>351</b>	<b>4.1</b>

### CAREER SEC STATISTICS

Season	GP-GS	Min	Avg	FG	FGA	Pct	3FG	3FGA	Pct	FT	FTA	Pct	Off	Def	Tot	Avg	PF	FO	Ast	TO	Blk	Stl	Pts	Avg
2011	16-0	260	16.3	15	49	.306	6	24	.250	13	17	.765	6	7	13	0.8	18	0	23	15	0	4	49	3.1
2012	13-2	103	7.9	6	26	.231	2	9	.222	6	6	1.000	0	9	9	0.7	4	0	8	8	0	3	20	1.5
2013	17-12	476	28.0	32	100	.320	11	41	.268	19	29	.655	4	20	24	1.4	22	0	36	29	0	9	94	5.5
<b>Totals</b>	<b>45-14</b>	<b>815</b>	<b>18.1</b>	<b>53</b>	<b>171</b>	<b>.310</b>	<b>19</b>	<b>72</b>	<b>.264</b>	<b>32</b>	<b>44</b>	<b>.727</b>	<b>10</b>	<b>34</b>	<b>44</b>	<b>1.</b>	<b>43</b>	<b>0</b>	<b>64</b>	<b>50</b>	<b>0</b>	<b>15</b>	<b>157</b>	<b>3.5</b>



# #1 - BRENTON WILLIAMS

**JUNIOR | GUARD | 5'11" | 175 | 1 LETTER**  
**KISSIMMEE, FLA./OSCEOLA/SANTA FE COLLEGE**

## WILLIAMS' CAREER HIGHS

**POINTS**  
 38, vs. Miss. State (March 6, 2013)

**FIELD GOALS**  
 10, vs. Miss. State (March 6, 2013)

**FIELD GOAL ATTEMPTS**  
 17, vs. Miss. State (March 6, 2013)

**3-POINT FIELD GOALS**  
 6, vs. Miss. State (March 6, 2013)

**3-POINT FIELD GOAL ATTEMPTS**  
 9, vs. Miss. State (March 6, 2013)

**FREE THROWS**  
 12, vs. Miss. State (March 6, 2013)

**FREE THROW ATTEMPTS**  
 12, vs. Miss. State (March 6, 2013)

**REBOUNDS**  
 5, vs. Missouri (Jan. 22, 2013)

**ASSISTS**  
 4, vs. Rider (Nov. 19, 2012)

**BLOCKS**  
 1, 5 times, last vs. App State (Dec. 19, 2012)

**STEALS**  
 5, vs. Western Carolina (Nov. 11, 2011)

**MINUTES PLAYED**  
 38, vs. Rider (Nov. 19, 2012)

## WILLIAMS' SEASON HIGHS

**POINTS**  
 38, vs. Miss. State (March 6, 2013)

**FIELD GOALS**  
 10, vs. Miss. State (March 6, 2013)

**FIELD GOAL ATTEMPTS**  
 17, vs. Miss. State (March 6, 2013)

**3-POINT FIELD GOALS**  
 6, vs. Miss. State (March 6, 2013)

**3-POINT FIELD GOAL ATTEMPTS**  
 9, vs. Miss. State (March 6, 2013)

**FREE THROWS**  
 12, vs. Miss. State (March 6, 2013)

**FREE THROW ATTEMPTS**  
 12, vs. Miss. State (March 6, 2013)

**REBOUNDS**  
 5, vs. Missouri (Jan. 22, 2013)

**ASSISTS**  
 4, twice, last vs. App State (Dec. 19, 2012)

**BLOCKS**  
 1, 3 times, last vs. App State (Dec. 19, 2012)

**STEALS**  
 4, vs. Alabama (Feb. 16, 2013)

**MINUTES PLAYED**  
 38, vs. Rider (Nov. 19, 2012)

### 2012-13

Opponent	Date	GS	Min	FG-FGA	Pct	3FG-FGA	Pct	FT-FTA	Pct	Off	Def	Tot	Avg	PF	FO	A	TO	Blk	Stl	Pts	Avg
MILWAUKEE	11/11/12	13	3-6	.500	0-2	.000	8-8	1.000	0	1	1	1.0	3	0	0	4	0	1	14	14.0	
MORGAN STATE	11/16/12	* 27	5-13	.421	1-4	.167	3-3	1.000	0	3	3	2.0	0	0	2	3	0	0	14	14.0	
RIDER	11/19/12	* 38	7-12	.484	5-8	.429	3-3	1.000	0	4	4	2.7	3	0	4	0	1	0	22	16.7	
ELON	11/21/12	* 24	2-6	.459	1-3	.412	4-6	.900	1	2	3	2.8	2	0	0	4	1	1	9	14.8	
vs. Missouri State	11/24/12	13	1-2	.462	0-0	.000	3-4	.875	0	2	2	2.6	4	0	3	2	0	0	5	12.8	
vs. UALR	11/25/12	23	7-7	.543	1-1	.444	2-2	.885	1	0	1	2.3	0	0	0	3	0	2	17	13.5	
at St. John's	11/29/12	12	4-7	.547	2-4	.455	0-0	.885	0	2	2	2.3	0	0	1	0	0	1	10	13.0	
CLEMSON	12/2/12	33	5-11	.531	2-7	.414	4-4	.900	2	1	3	2.4	2	0	0	2	0	0	16	13.4	
JACKSONVILLE	12/7/12	* 20	4-5	.551	4-5	.471	0-0	.900	0	0	0	2.1	1	0	0	0	0	0	12	13.2	
APPALACHIAN ST	12/19/12	28	3-4	.562	2-2	.500	3-5	.857	0	1	1	2.0	2	0	4	1	1	1	11	13.0	
vs. Manhattan	12/22/12	* 35	5-11	.548	3-8	.477	4-5	.850	0	1	1	1.9	2	0	2	0	1	2	17	13.4	
PRESBYTERIAN	12/29/12	* 26	3-6	.544	1-2	.478	2-4	.818	0	1	1	1.8	1	0	1	1	0	2	9	13.0	
SC STATE	1/5/13	25	4-8	.541	1-3	.469	5-7	.804	0	1	1	1.8	1	0	1	0	0	2	14	13.1	
at Miss State	1/9/13	6	1-4	.529	0-1	.460	0-0	.804	0	1	1	1.7	0	0	0	1	0	1	2	12.3	
AUBURN	1/12/13	6	0-3	.514	0-1	.451	0-0	.804	0	0	0	1.6	0	0	0	1	0	0	0	11.5	
at LSU	1/16/13	36	3-13	.483	1-7	.414	9-10	.820	0	1	1	1.6	3	0	2	4	0	1	16	11.8	
VANDERBILT	1/19/13	25	3-10	.469	3-7	.415	7-8	.826	0	2	2	1.6	3	0	2	1	0	1	16	12.0	
at Missouri	1/22/13	27	5-11	.468	4-6	.437	2-2	.831	0	5	5	1.8	2	0	1	0	0	2	16	12.2	
ARKANSAS	1/28/13	15	0-4	.455	0-1	.431	0-0	.831	1	2	3	1.8	1	0	1	1	0	0	0	11.6	
at Florida	1/30/13	5	0-2	.448	0-1	.425	0-0	.831	0	0	0	1.8	0	0	1	0	0	0	0	11.0	
GEORGIA	2/2/13	21	1-4	.443	0-2	.413	0-0	.831	0	3	3	1.8	3	0	1	1	0	0	2	10.6	
at Kentucky	2/5/13	* 18	1-5	.435	0-3	.397	2-2	.836	0	0	0	1.7	0	0	1	0	0	0	4	10.3	
TENNESSEE	2/10/13	-	-	-	-	-	DNP - Coach's Decision	-	-	-	-	-	-	-	-	-	-	-	-	-	-
LSU	2/14/13	3	1-3	.433	1-2	.400	0-0	.836	0	0	0	1.7	0	0	0	0	0	0	3	10.0	
at Alabama	2/16/13	26	6-12	.438	2-5	.400	0-0	.836	0	0	0	1.6	3	0	2	4	0	4	14	10.1	
OLE MISS	2/20/13	18	3-8	.435	2-5	.400	0-1	.824	0	3	3	1.6	1	0	1	0	0	0	8	10.0	
at Georgia	2/23/13	15	3-7	.435	1-3	.398	2-3	.818	2	0	2	1.7	5	1	1	1	0	0	9	10.0	
MISSOURI	2/28/13	15	4-6	.442	1-3	.396	1-2	.810	0	0	0	1.6	0	0	2	0	0	0	10	10.0	
at Texas A&M	3/2/13	7	2-3	.446	1-2	.398	4-4	.819	0	0	0	1.5	0	0	0	0	0	0	9	10.0	
MISS STATE	3/6/13																				
at Vanderbilt	3/9/13																				

### SEASON NOTES

Instrumental in season opener win vs. Milwaukee (Nov. 11), scored 14 points, including 12 during overtime to secure the win; was a perfect 8-of-8 from the free throw line in overtime ... Earned first-career start vs. Morgan State (Nov. 16), posting 14 points and matching career best with two assists ... Career night vs. Rider (Nov. 19), posting all-time highs in points (22), made 3-point baskets (5), 3-point attempts (8) and minutes played (38) ... Scored nine points, all in the second half, vs. Elon (Nov. 21) ... Scored five points vs. Missouri State (Nov. 24) ... Posted 17 points on 7-of-7 shooting from the field vs. UALR (Nov. 25) ... Suffered a neck injury in contest vs. St. John's (Nov. 29) ... Was transported to a local hospital in Queens, N.Y.; was released shortly after and returned to Columbia with the team ... Team high 16 points and three rebounds vs. Clemson (Dec. 2) ... Scored 12 points, hitting four 3s vs. Jacksonville (Dec. 7) ... Scored 11 points and dished four assists in 28 minutes off the bench vs. Appalachian State (Dec. 19) ... Played 35 minutes in win vs. Manhattan (Dec. 22), scoring a team best 17 points, while collecting two steals ... Collected two steals and posted nine points in win vs. Presbyterian (Dec. 29) ... Contributed 14 points off the bench, while collecting a team high two steals in win vs. SC State (Jan. 5) ... Saw action at Miss. State (Jan. 9), scoring two points and collecting one steal ... Saw action vs. Auburn (Jan. 19) ... Fantastic off the bench at LSU (Jan. 16), hitting 9-of-10 from the free throw line, contributing 16 points and two assists ... Only Gamecock in double figures vs. Vandy (Jan. 19) with a team high 16 points off the bench; was 7-of-8 from the free throw line vs. the Commodores ... Posted double-figure points, hitting 16 for the third-straight game, at Missouri (Jan. 22) ... Collected one assist vs. Arkansas (Jan. 26) ... Collected three rebounds vs. Georgia (Feb. 2) ... Earned first-career SEC start at Kentucky (Feb. 5), scoring four points ... Team high 14 points and a season high four steals in contest at Alabama (Feb. 16) ... Contributed eight points, including crucial 3 late in the contest, off the bench in win vs. Ole Miss (Feb. 20) ... Scored nine points off the bench at Georgia (Feb. 23) but fouled out in just 15 minutes ... 10 points off the bench vs. Missouri (Feb. 28) ... Scored nine points in just seven minutes play at Texas A&M (March 2) ... Career night vs. Mississippi State (March 6) with Colonial Life Arena record, and South Carolina SEC regular season record 38 points in win ... Career high in points, field goals, field goal attempts, made 3s, attempts from 3-point range and also at the foul line ...

## CAREER STATISTICS

Season	GP-GS	Min	Avg	FG	FGA	Pct	3FG	3FGA	Pct	FT	FTA	Pct	Off	Def	Tot	Avg	PF	FO	Ast	TO	Blk	Stl	Pts	Avg
2011-12	23-0	323	14.0	46	117	.393	26	66	.394	23	28	.821	4	15	19	0.8	27	1	13	19	2	15	141	6.1
2012-13	29-7	591	20.4	96	210	.457	45	107	.421	80	95	.842	8	39	47	1.6	43	1	36	35	4	22	317	10.9
<b>Totals</b>	<b>52-7</b>	<b>914</b>	<b>17.6</b>	<b>142</b>	<b>327</b>	<b>.434</b>	<b>71</b>	<b>173</b>	<b>.410</b>	<b>103</b>	<b>123</b>	<b>.837</b>	<b>12</b>	<b>54</b>	<b>66</b>	<b>1.3</b>	<b>70</b>	<b>2</b>	<b>49</b>	<b>54</b>	<b>6</b>	<b>37</b>	<b>458</b>	<b>8.8</b>

## CAREER SEC STATISTICS

Season	GP-GS	Min	Avg	FG	FGA	Pct	3FG	3FGA	Pct	FT	FTA	Pct	Off	Def	Tot	Avg	PF	FO	Ast	TO	Blk	Stl	Pts	Avg
2012	15-0	230	15.3	32	83	.386	20	50	.400	11	14	.786	4	12	16	1.1	20	1	7	10	2	7	95	6.3
2013	16-1	274	17.1	43	112	.384	22	58	.379	39	44	.886	4	20	24	1.5	22	1	18	15	0	10	147	9.2
<b>Totals</b>	<b>31-1</b>	<b>504</b>	<b>16.3</b>	<b>75</b>	<b>195</b>	<b>.385</b>	<b>42</b>	<b>108</b>	<b>.389</b>	<b>50</b>	<b>58</b>	<b>.862</b>	<b>8</b>	<b>32</b>	<b>40</b>	<b>1.3</b>	<b>42</b>	<b>2</b>	<b>25</b>	<b>25</b>	<b>2</b>	<b>17</b>	<b>242</b>	<b>7.8</b>



## #45 - CARLTON GEATHERS

R-SO. | FORWARD | 6'10" | 255 | 1 LETTER  
 GEORGETOWN, S.C./CARVERS BAY

### GEATHERS' CAREER HIGHS

**POINTS**  
 4, 3 times, last vs. SC State (Jan. 3, 2012)

**FIELD GOALS**  
 2, twice, last vs. SC State (Jan. 3, 2012)

**FIELD GOAL ATTEMPTS**  
 4, vs. Western Carolina (Nov. 11, 2011)

**3-POINT FIELD GOALS**  
 -

**3-POINT FIELD GOAL ATTEMPTS**  
 -

**FREE THROWS**  
 2, 3 times, last at Tennessee (Feb. 8, 2012)

**FREE THROW ATTEMPTS**  
 2, 6 times, last at Georgia (March 3, 2012)

**REBOUNDS**  
 6, vs. Western Carolina (Nov. 11, 2011)

**ASSISTS**  
 1, vs. SC State (Jan. 3, 2012)

**BLOCKS**  
 3, 3 times, last at Georgia (March 3, 2012)

**STEALS**  
 2, vs. Vanderbilt (Jan. 10, 2012)

**MINUTES PLAYED**  
 21, vs. Tennessee (Feb. 25, 2012)

### GEATHERS' SEASON HIGHS

**POINTS**  
 -

**FIELD GOALS**  
 -

**FIELD GOAL ATTEMPTS**  
 -

**3-POINT FIELD GOALS**  
 -

**3-POINT FIELD GOAL ATTEMPTS**  
 -

**FREE THROWS**  
 -

**FREE THROW ATTEMPTS**  
 -

**REBOUNDS**  
 -

**ASSISTS**  
 -

**BLOCKS**  
 -

**STEALS**  
 -

**MINUTES PLAYED**  
 -

### 2012-13

Opponent	Date	GS	Min	FG-FGA	Pct	3FG-FGA	Pct	FT-FTA	Pct	Off	Def	Tot	Avg	Pf	Fo	A	To	Blk	Stl	Pts	Avg	
MILWAUKEE	11/11/12	-	-	-	-	-	-	DNP - injured	-	-	-	-	-	-	-	-	-	-	-	-	-	-
MORGAN STATE	11/16/12	-	-	-	-	-	-	DNP - injured	-	-	-	-	-	-	-	-	-	-	-	-	-	-
RIDER	11/19/12	-	-	-	-	-	-	DNP - injured	-	-	-	-	-	-	-	-	-	-	-	-	-	-
ELON	11/21/12	-	-	-	-	-	-	DNP - injured	-	-	-	-	-	-	-	-	-	-	-	-	-	-
vs. Missouri State	11/24/12	-	-	-	-	-	-	DNP - injured	-	-	-	-	-	-	-	-	-	-	-	-	-	-
vs. UALR	11/25/12	-	-	-	-	-	-	DNP - injured	-	-	-	-	-	-	-	-	-	-	-	-	-	-
at St. John's	11/29/12	-	-	-	-	-	-	DNP - injured	-	-	-	-	-	-	-	-	-	-	-	-	-	-
CLEMSON	12/2/12	-	-	-	-	-	-	DNP - injured	-	-	-	-	-	-	-	-	-	-	-	-	-	-
JACKSONVILLE	12/7/12	-	-	-	-	-	-	DNP - injured	-	-	-	-	-	-	-	-	-	-	-	-	-	-
APPALACHIAN ST	12/19/12	-	-	-	-	-	-	DNP - injured	-	-	-	-	-	-	-	-	-	-	-	-	-	-
vs. Manhattan	12/22/12	-	-	-	-	-	-	DNP - injured	-	-	-	-	-	-	-	-	-	-	-	-	-	-
PRESBYTERIAN	12/29/12	-	-	-	-	-	-	DNP - injured	-	-	-	-	-	-	-	-	-	-	-	-	-	-
SC STATE	1/5/13	-	-	-	-	-	-	DNP - injured	-	-	-	-	-	-	-	-	-	-	-	-	-	-
at Miss State	1/9/13	-	-	-	-	-	-	DNP - injured	-	-	-	-	-	-	-	-	-	-	-	-	-	-
AUBURN	1/12/13	-	-	-	-	-	-	DNP - injured	-	-	-	-	-	-	-	-	-	-	-	-	-	-
at LSU	1/16/13	-	-	-	-	-	-	DNP - injured	-	-	-	-	-	-	-	-	-	-	-	-	-	-
VANDERBILT	1/19/13	-	-	-	-	-	-	DNP - injured	-	-	-	-	-	-	-	-	-	-	-	-	-	-
at Missouri	1/22/13	-	-	-	-	-	-	DNP - injured	-	-	-	-	-	-	-	-	-	-	-	-	-	-
ARKANSAS	1/26/13	-	-	-	-	-	-	DNP - injured	-	-	-	-	-	-	-	-	-	-	-	-	-	-
at Florida	1/30/13	-	-	-	-	-	-	DNP - injured	-	-	-	-	-	-	-	-	-	-	-	-	-	-
GEORGIA	2/2/13	-	-	-	-	-	-	DNP - injured	-	-	-	-	-	-	-	-	-	-	-	-	-	-
at Kentucky	2/5/13	-	-	-	-	-	-	DNP - injured	-	-	-	-	-	-	-	-	-	-	-	-	-	-
TENNESSEE	2/10/13	-	-	-	-	-	-	DNP - injured	-	-	-	-	-	-	-	-	-	-	-	-	-	-
LSU	2/14/13	-	-	-	-	-	-	DNP - injured	-	-	-	-	-	-	-	-	-	-	-	-	-	-
at Alabama	2/16/13	-	-	-	-	-	-	DNP - injured	-	-	-	-	-	-	-	-	-	-	-	-	-	-
OLE MISS	2/20/13	-	-	-	-	-	-	DNP - injured	-	-	-	-	-	-	-	-	-	-	-	-	-	-
at Georgia	2/23/13	-	-	-	-	-	-	DNP - injured	-	-	-	-	-	-	-	-	-	-	-	-	-	-
MISSOURI	2/28/13	-	-	-	-	-	-	DNP - injured	-	-	-	-	-	-	-	-	-	-	-	-	-	-
at Texas A&M	3/2/13	-	-	-	-	-	-	DNP - injured	-	-	-	-	-	-	-	-	-	-	-	-	-	-
MISS STATE	3/6/13	-	-	-	-	-	-	DNP - injured	-	-	-	-	-	-	-	-	-	-	-	-	-	-
at Vanderbilt	3/9/13	-	-	-	-	-	-	DNP - injured	-	-	-	-	-	-	-	-	-	-	-	-	-	-

### SEASON NOTES

Out indefinitely after fracturing knee cap during the summer.

### CAREER STATISTICS

Season	GP-GS	Min	Avg	FG	FGA	Pct	3FG	3FGA	Pct	FT	FTA	Pct	Off	Def	Tot	Avg	Pf	Fo	Ast	To	Blk	Stl	Pts	Avg
2011-12	28-1	219	7.8	10	23	.435	0	0	.000	8	12	.667	15	28	43	1.5	24	0	1	7	17	6	28	1.0
2012-13																								
<b>Totals</b>																								

### CAREER SEC STATISTICS

Season	GP-GS	Min	Avg	FG	FGA	Pct	3FG	3FGA	Pct	FT	FTA	Pct	Off	Def	Tot	Avg	Pf	Fo	Ast	To	Blk	Stl	Pts	Avg
2012	13-1	98	7.5	2	7	.286	0	0	.000	5	8	.625	6	7	13	1.0	8	0	0	3	7	5	9	0.7
2013																								
<b>Totals</b>																								



## #32 - DAMIEN LEONARD

SOPHOMORE | GUARD | 6'4" | 190 | 1 LETTER  
GREENVILLE, S.C./J.L. MANN

### LEONARD'S CAREER HIGHS

**POINTS**  
20, vs. Missouri (Feb. 28, 2013)

**FIELD GOALS**  
7, twice, last vs. Missouri (Feb. 28, 2013)

**FIELD GOAL ATTEMPTS**  
17, vs. Elon (Nov. 15, 2011)

**3-POINT FIELD GOALS**  
6, vs. Missouri (Feb. 28, 2013)

**3-POINT FIELD GOAL ATTEMPTS**  
11, twice, last vs. N. Carolina (Nov. 25, 2011)

**FREE THROWS**  
3, vs. Presbyterian (Dec. 29, 2012)

**FREE THROW ATTEMPTS**  
5, vs. Presbyterian (Dec. 29, 2012)

**REBOUNDS**  
9, vs. Auburn (Jan. 12, 2013)

**ASSISTS**  
3, at Ole Miss (Jan. 28, 2012)

**BLOCKS**  
1, 4 times, last vs. Rider (Nov. 19, 2012)

**STEALS**  
2, 3x, vs. Florida (Jan. 30, 2013)

**MINUTES PLAYED**  
38, vs. Tennessee (Feb. 10, 2013)

### LEONARD'S SEASON HIGHS

**POINTS**  
20, vs. Missouri (Feb. 28, 2013)

**FIELD GOALS**  
7, vs. Missouri (Feb. 28, 2013)

**FIELD GOAL ATTEMPTS**  
14, twice, last vs. Missouri (Feb. 28, 2013)

**3-POINT FIELD GOALS**  
6, vs. Missouri (Feb. 28, 2013)

**3-POINT FIELD GOAL ATTEMPTS**  
10, vs. Missouri (Feb. 28, 2013)

**FREE THROWS**  
3, vs. Presbyterian (Dec. 29, 2012)

**FREE THROW ATTEMPTS**  
5, vs. Presbyterian (Dec. 29, 2012)

**REBOUNDS**  
9, vs. Auburn (Jan. 12, 2013)

**ASSISTS**  
5, 5x, last vs. Miss. State (March 6, 2013)

**BLOCKS**  
1, vs. Morgan State (Nov. 16, 2012)

**STEALS**  
2, vs. Florida (Jan. 30, 2013)

**MINUTES PLAYED**  
38, vs. Tennessee (Feb. 10, 2013)

### 2012-13

Opponent	Date	GS	Min	FG-FA	Pct	3FG-FA	Pct	FT-FTA	Pct	Off	Def	Tot	Avg	PF	FO	A	TO	Blk	Stl	Pts	Avg	
MILWAUKEE	11/11/12	5	0-1	.000	0-1	.000	0-0	.000	1	0	1	1	0	0	0	0	0	0	0	0	0	0.0
MORGAN STATE	11/16/12	17	3-3	.750	0-0	.000	0-0	.000	0	2	2	1.5	1	0	0	2	1	0	6	3.0		
RIDER	11/19/12	7	2-6	.500	2-5	.333	0-0	.000	0	0	0	1.0	1	0	2	4	0	1	6	4.0		
ELON	11/21/12	19	2-6	.438	2-5	.364	0-0	.000	1	1	2	1.3	0	0	0	1	0	0	6	4.5		
vs. Missouri State	11/24/12	5	0-0	.438	0-0	.364	0-0	.000	0	0	0	1.0	1	0	0	1	0	0	3.6			
vs. UALR	11/25/12	7	0-1	.412	0-1	.333	0-0	.000	0	1	1	1.0	2	0	0	2	0	0	3.0			
at St. John's	11/29/12	4	0-1	.389	0-1	.308	0-0	.000	0	0	0	0.9	0	0	0	0	0	0	2.6			
CLEMSON	12/2/12	-	-	-	-	-	-	DNP - coach's decision	-	-	-	-	-	-	-	-	-	-	-	-	-	
JACKSONVILLE	12/7/12	13	0-3	.333	0-2	.267	2-2	1.000	0	1	1	0.9	1	0	0	1	0	0	2	2.5		
APPALACHIAN ST	12/19/12	-	-	-	-	-	-	DNP - coach's decision	-	-	-	-	-	-	-	-	-	-	-	-	-	
vs. Manhattan	12/22/12	13	0-2	.304	0-1	.250	0-0	1.000	0	1	1	0.9	3	0	1	1	0	1	0	2.2		
PRESBYTERIAN	12/29/12	25	5-8	.387	2-4	.300	3-5	.714	1	5	6	1.4	0	0	2	1	0	0	15	3.5		
SC STATE	1/5/13	29	3-14	.333	2-6	.308	2-2	.778	2	6	8	2.0	2	0	1	2	0	1	10	4.1		
at Miss State	1/9/13	12	0-2	.319	0-1	.296	0-0	.778	0	2	2	2.0	0	0	0	1	0	0	3.8			
AUBURN	1/12/13	33	6-9	.375	5-8	.371	0-1	.700	6	3	9	2.5	2	0	2	1	0	0	1	4.8		
at LSU	1/16/13	2	0-1	.368	0-0	.371	0-0	.700	0	0	0	2.4	0	0	0	0	0	0	4.4			
VANDERBILT	1/19/13	6	0-2	.356	0-1	.361	0-0	.700	0	0	0	2.2	0	0	0	0	0	0	4.1			
at Missouri	1/22/13	20	1-11	.314	0-5	.317	0-1	.636	2	3	5	2.4	2	0	0	3	0	2	4.0			
ARKANSAS	1/26/13	1	0-0	.314	0-0	.317	0-0	.636	0	0	0	2.2	0	0	0	0	0	0	3.8			
at Florida	1/30/13	23	1-6	.303	0-4	.289	2-2	.692	0	2	2	2.2	1	0	0	0	2	4	3.8			
GEORGIA	2/2/13	5	0-2	.295	0-1	.283	0-0	.692	0	0	0	2.1	1	0	0	0	0	0	3.6			
at Kentucky	2/5/13	29	2-5	.301	0-2	.271	2-2	.733	5	1	6	2.3	1	0	2	1	0	1	6	3.7		
TENNESSEE	2/10/13	38	1-6	.292	0-4	.250	2-2	.765	0	2	2	2.3	4	0	1	1	0	1	4	3.7		
LSU	2/14/13	33	1-9	.276	1-5	.246	0-0	.765	0	1	1	2.2	0	0	1	1	0	0	3	3.7		
at Alabama	2/16/13	6	0-1	.273	0-0	.246	0-0	.765	0	0	0	2.1	0	0	0	0	0	0	3.5			
OLE MISS	2/20/13	-	-	-	-	-	-	DNP - coach's decision	-	-	-	-	-	-	-	-	-	-	-	-	-	
at Georgia	2/23/13	-	-	-	-	-	-	DNP - coach's decision	-	-	-	-	-	-	-	-	-	-	-	-	-	
MISSOURI	2/28/13	24	7-14	.301	6-10	.299	0-0	.765	1	1	2	2.1	2	0	1	0	0	0	20	4.2		
at Texas A&M	3/2/13	10	1-2	.304	1-2	.304	0-0	.765	0	1	1	2.1	0	0	0	3	0	0	3	4.2		
MISS STATE	3/6/13	11	1-4	.303	0-3	.292	0-0	.765	0	1	1	2.0	0	0	2	2	0	0	2	4.1		
at Vanderbilt	3/9/13																					

### SEASON NOTES

Saw action in the season opener vs. Milwaukee (Nov. 11), but continues to recover from surgery on a broken nose ... Scored six points on a perfect 3-of-3 shooting from the floor vs. Morgan State (Nov. 16) ... Posted six points and two assists vs. Rider (Nov. 19) ... Scored six points on two made 3s vs. Elon (Nov. 21) ... Saw action vs. Missouri State (Nov. 24) and UALR (Nov. 25) ... Saw action off the bench vs. St. John's (Nov. 29) ... Scored two points vs. Jacksonville (Dec. 7) ... Saw action vs. Manhattan (Dec. 22), dishing one assist and collecting one steal ... Scored 15 points for first double-digit scoring game of the season, while collecting six rebounds in win vs. Presbyterian (Dec. 29) ... Collected a career high eight rebounds, while adding 10 points in first start of the season vs. SC State (Jan. 5) ... Saw action at Miss. State (Jan. 9) ... Near career numbers vs. Auburn (Jan. 12) with 17 points on six made shots, including matching a career high of five made 3s; a near double-double with a team-best nine rebounds ... Hit just 1-of-11 attempts at Missouri (Jan. 22) ... Matched career high with two steals at Florida (Jan. 30) ... Dished two assists and scored six points at Kentucky (Feb. 5) ... Played a career high 38 minutes vs. Tennessee (Feb. 10) ... Career night with 20 points on 7-of-14 shooting from the field, including 6-of-10 from 3-point range in loss to Missouri (Feb. 28) ... Provided three points at Texas A&M (March 2) off the bench ... Two assists in win vs. Miss State (March 6)

### CAREER STATISTICS

Season	GP-GS	Min	Avg	FG	FGA	Pct	3FG	3FGA	Pct	FT	FTA	Pct	Off	Def	Tot	Avg	PF	FO	Ast	TO	Blk	Stl	Pts	Avg
2011-12	31-20	652	21.0	71	230	.309	54	171	.316	15	25	.600	11	31	42	1.4	45	0	14	36	2	14	211	6.8
2012-13	26-3	397	15.3	36	119	.303	21	72	.292	13	17	.765	19	34	53	2.0	25	0	5	28	1	8	106	4.1
<b>Totals</b>	<b>57-23</b>	<b>1049</b>	<b>18.4</b>	<b>107</b>	<b>349</b>	<b>.307</b>	<b>75</b>	<b>243</b>	<b>.309</b>	<b>28</b>	<b>42</b>	<b>.66</b>	<b>30</b>	<b>65</b>	<b>95</b>	<b>1.7</b>	<b>70</b>	<b>0</b>	<b>29</b>	<b>64</b>	<b>3</b>	<b>22</b>	<b>317</b>	<b>5.6</b>

### CAREER SEC STATISTICS

Season	GP-GS	Min	Avg	FG	FGA	Pct	3FG	3FGA	Pct	FT	FTA	Pct	Off	Def	Tot	Avg	PF	FO	Ast	TO	Blk	Stl	Pts	Avg
2012	16-12	346	21.6	36	117	.308	25	85	.294	4	7	.571	5	15	20	1.3	22	0	7	14	1	7	101	6.3
2013	15-2	253	16.9	21	74	.284	13	46	.283	6	8	.750	14	17	31	2.1	13	0	9	13	0	4	61	4.1
<b>Totals</b>	<b>31-14</b>	<b>599</b>	<b>19.3</b>	<b>57</b>	<b>191</b>	<b>.298</b>	<b>38</b>	<b>131</b>	<b>.290</b>	<b>10</b>	<b>15</b>	<b>.667</b>	<b>19</b>	<b>32</b>	<b>51</b>	<b>1.6</b>	<b>35</b>	<b>0</b>	<b>16</b>	<b>27</b>	<b>1</b>	<b>11</b>	<b>162</b>	<b>5.2</b>



## #55 - SHANE PHILLIPS

**SENIOR | GUARD | 5'10" | 170 | 1 LETTER**  
**PITTSBURGH, PA./WHEELING CENTRAL (W.VA.)**

### PHILLIPS' CAREER HIGHS

- POINTS**  
2, vs. Texas A&M (March 2, 2013)
- FIELD GOALS**  
1, vs. Texas A&M (March 2, 2013)
- FIELD GOAL ATTEMPTS**  
3, vs. SC State (Jan. 3, 2012)
- 3-POINT FIELD GOAL ATTEMPTS**  
2, vs. SC State (Jan. 3, 2012)
- FREE THROWS**  
1, vs. SC State (Jan. 3, 2012)
- FREE THROW ATTEMPTS**  
2, vs. SC State (Jan. 3, 2012)
- ASSISTS**  
3, vs. Texas A&M (March 2, 2013)
- STEALS**  
2, vs. Miss State (March 6, 2013)
- MINUTES PLAYED**  
13, vs. Texas A&M (March 2, 2013)

### PHILLIPS' SEASON HIGHS

- POINTS**  
2, twice, last vs. Miss State (March 6, 2013)
- FIELD GOALS**  
1, twice, last vs. Miss State (March 6, 2013)
- FIELD GOAL ATTEMPTS**  
2, vs. Texas A&M (March 2, 2013)
- 3-POINT FIELD GOALS**  
-
- 3-POINT FIELD GOAL ATTEMPTS**  
1, 3x, last vs. Texas A&M (March 2, 2013)
- FREE THROWS**  
-
- FREE THROW ATTEMPTS**  
-
- REBOUNDS**  
-
- ASSISTS**  
3, vs. Texas A&M (March 2, 2013)
- BLOCKS**  
-
- STEALS**  
2, vs. Miss State (March 6, 2013)
- MINUTES PLAYED**  
13, vs. Texas A&M (March 2, 2013)

### 2012-13

Opponent	Date	GS	Min	FG-FGA	Pct	3FG-FGA	Pct	FT-FTA	Pct	Off	Def	Tot	Avg	PF	FO	A	TO	Blk	Stl	Pts	Avg	
MILWAUKEE	11/11/12	-	-	-	-	-	-	-	-	-	-	-	-	-	-	-	-	-	-	-	-	-
MORGAN STATE	11/16/12	1	0-0	.000	0-0	.000	0-0	.000	0	0	0	0.0	0	0	0	0	0	0	0	0	0.0	
RIDER	11/19/12	-	-	-	-	-	-	-	-	-	-	-	-	-	-	-	-	-	-	-	-	
ELON	11/21/12	-	-	-	-	-	-	-	-	-	-	-	-	-	-	-	-	-	-	-	-	
vs. Missouri State	11/24/12	1	0-0	.000	0-0	.000	0-0	.000	0	0	0	0.0	0	0	0	0	0	0	0	0	0.0	
vs. UALR	11/25/12	1	0-0	.000	0-0	.000	0-0	.000	0	0	0	0.0	0	0	0	0	0	0	0	0	0.0	
at St. John's	11/29/12	5	0-1	.000	0-1	.000	0-0	.000	0	0	0	0.0	0	0	0	1	0	0	0	0	0.0	
CLEMSON	12/2/12	-	-	-	-	-	-	-	-	-	-	-	-	-	-	-	-	-	-	-	-	
JACKSONVILLE	12/7/12	2	0-1	.000	0-1	.000	0-0	.000	0	0	0	0.0	0	0	0	0	0	0	0	0	0.0	
APPALACHIAN ST	12/19/12	-	-	-	-	-	-	-	-	-	-	-	-	-	-	-	-	-	-	-	-	
vs. Manhattan	12/22/12	-	-	-	-	-	-	-	-	-	-	-	-	-	-	-	-	-	-	-	-	
PRESBYTERIAN	12/29/12	2	0-0	.000	0-0	.000	0-0	.000	0	0	0	0.0	0	0	0	0	0	0	0	0	0.0	
SC STATE	1/5/13	-	-	-	-	-	-	-	-	-	-	-	-	-	-	-	-	-	-	-	-	
at Miss State	1/9/13	-	-	-	-	-	-	-	-	-	-	-	-	-	-	-	-	-	-	-	-	
AUBURN	1/12/13	-	-	-	-	-	-	-	-	-	-	-	-	-	-	-	-	-	-	-	-	
at LSU	1/16/13	-	-	-	-	-	-	-	-	-	-	-	-	-	-	-	-	-	-	-	-	
VANDERBILT	1/19/13	-	-	-	-	-	-	-	-	-	-	-	-	-	-	-	-	-	-	-	-	
at Missouri	1/22/13	-	-	-	-	-	-	-	-	-	-	-	-	-	-	-	-	-	-	-	-	
ARKANSAS	1/28/13	-	-	-	-	-	-	-	-	-	-	-	-	-	-	-	-	-	-	-	-	
at Florida	1/30/13	1	0-0	.000	0-0	.000	0-0	.000	0	0	0	0.0	0	0	0	0	0	0	0	0	0.0	
GEORGIA	2/2/13	-	-	-	-	-	-	-	-	-	-	-	-	-	-	-	-	-	-	-	-	
at Kentucky	2/5/13	2	0-0	.000	0-0	.000	0-0	.000	0	0	0	0.0	0	0	0	0	0	0	0	0	0.0	
TENNESSEE	2/10/13	-	-	-	-	-	-	-	-	-	-	-	-	-	-	-	-	-	-	-	-	
LSU	2/14/13	-	-	-	-	-	-	-	-	-	-	-	-	-	-	-	-	-	-	-	-	
at Alabama	2/16/13	-	-	-	-	-	-	-	-	-	-	-	-	-	-	-	-	-	-	-	-	
OLE MISS	2/20/13	-	-	-	-	-	-	-	-	-	-	-	-	-	-	-	-	-	-	-	-	
at Georgia	2/23/13	-	-	-	-	-	-	-	-	-	-	-	-	-	-	-	-	-	-	-	-	
MISSOURI	2/28/13	-	-	-	-	-	-	-	-	-	-	-	-	-	-	-	-	-	-	-	-	
at Texas A&M	3/2/13	13	1-2	.250	0-1	.000	0-0	.000	0	0	0	0.0	3	0	3	1	0	0	2	0.2		
MISS STATE	3/6/13	3	1-1	.400	0-0	.000	0-0	.000	0	0	0	0.0	0	0	0	0	0	2	2	0.4		
at Vanderbilt	3/9/13	-	-	-	-	-	-	-	-	-	-	-	-	-	-	-	-	-	-	-	-	

### SEASON NOTES

Did not see game action vs. Milwaukee (Nov. 11) ... Played one minute vs. Morgan State (Nov. 16) ... Saw time vs. Missouri State (Nov. 24) and UALR (Nov. 25) ... Posted an assist vs. St. John's (Nov. 29) ... Saw action vs. Jacksonville (Dec. 7) ... Played two minutes vs. Presbyterian (Dec. 29) ... Played a career high 13 minutes, posting his first-career made basket, and providing a career best three assists in contest at Texas A&M (March 2) ... Earned start on Senior Night vs. Miss State (March 6), scoring two points and collecting a team high two steals ...

### CAREER STATISTICS

Season	GP-GS	Min	Avg	FG	FGA	Pct	3FG	3FGA	Pct	FT	FTA	Pct	Off	Def	Tot	Avg	PF	FO	Ast	TO	Blk	Stl	Pts	Avg
2011-12	1-0	2	2.0	0	3	.000	0	2	.000	1	2	.500	0	0	0	0.0	0	0	0	1	0	0	1	1.0
2012-13	10-1	31	3.1	2	5	.400	0	3	.000	0	0	.000	0	0	0	0.0	4	0	4	3	0	2	4	0.4
<b>Totals</b>	<b>11-1</b>	<b>33</b>	<b>3.0</b>	<b>2</b>	<b>8</b>	<b>.250</b>	<b>0</b>	<b>5</b>	<b>.000</b>	<b>1</b>	<b>2</b>	<b>.500</b>	<b>0</b>	<b>0</b>	<b>0</b>	<b>0.0</b>	<b>4</b>	<b>0</b>	<b>4</b>	<b>4</b>	<b>0</b>	<b>2</b>	<b>5</b>	<b>0.5</b>

### CAREER SEC STATISTICS

Season	GP-GS	Min	Avg	FG	FGA	Pct	3FG	3FGA	Pct	FT	FTA	Pct	Off	Def	Tot	Avg	PF	FO	Ast	TO	Blk	Stl	Pts	Avg
2013	4-1	19	4.8	2	3	.667	0	1	.000	0	0	.000	0	0	0	0.0	3	0	3	2	0	2	4	1.0



# #0 - LASHAY PAGE

**SENIOR | GUARD | 6'2" | 195 | 2 LETTERS  
DILLON, S.C./CHIPOLA JC/SOUTHERN MISS.**

## PAGE'S CAREER HIGHS

- POINTS**  
30, at Colorado State (Nov. 19, 2011)\*
- FIELD GOALS**  
11, at Colorado State (Nov. 19, 2011)\*
- FIELD GOAL ATTEMPTS**  
18, vs. Milwaukee (Nov. 11, 2012)
- 3-POINT FIELD GOALS**  
8, at Colorado State (Nov. 19, 2011)\*
- 3-POINT FIELD GOAL ATTEMPTS**  
11, three times, last vs. E. Carolina (Jan. 4, 2012)\*
- FREE THROWS**  
7, twice, last vs. Missouri State (Nov. 24, 2012)
- FREE THROW ATTEMPTS**  
8, vs. Missouri State (Nov. 24, 2012)
- REBOUNDS**  
10, vs. Memphis (Feb. 1, 2012)\*
- ASSISTS**  
3, at Rice (Jan. 12, 2011)\*
- BLOCKS**  
2, vs. Alcorn State (Dec. 1, 2010)\*
- STEALS**  
2, 5 times, last vs. Morgan State (Nov. 16, 2012)
- MINUTES PLAYED**  
46 vs. Murray State (Nov. 26, 2011)\*

\* at Southern Mississippi

## PAGE'S SEASON HIGHS

- POINTS**  
22, vs. Missouri State (Nov. 24, 2012)
- FIELD GOALS**  
7, vs. Milwaukee (Nov. 11, 2012)
- FIELD GOAL ATTEMPTS**  
18, vs. Milwaukee (Nov. 11, 2012)
- 3-POINT FIELD GOALS**  
4, vs. Rider (Nov. 19, 2012)
- 3-POINT FIELD GOAL ATTEMPTS**  
7, twice, last vs. UALR (Nov. 25, 2012)
- FREE THROWS**  
7, vs. Missouri State (Nov. 24, 2012)
- FREE THROW ATTEMPTS**  
8, vs. Missouri State (Nov. 24, 2012)
- REBOUNDS**  
6, twice, last vs. Missouri State (Nov. 24, 2012)
- ASSISTS**  
2, vs. Milwaukee (Nov. 11, 2012)
- BLOCKS**  
1, vs. St. John's (Nov. 29, 2012)
- STEALS**  
2, vs. Morgan State (Nov. 16, 2012)
- MINUTES PLAYED**  
36, vs. Missouri State (Nov. 24, 2012)

## 2012-13

Opponent	Date	GS	Min	FG-FGA	Pct	3FG-FGA	Pct	FT-FTA	Pct	Off	Def	Tot	Avg	PF	FO	A	TO	Blk	Stl	Pts	Avg
MILWAUKEE	11/11/12	*	35	7-18	.389	0-6	.000	5-7	.714	0	1	1	1.0	0	0	2	1	0	0	19	19.0
MORGAN STATE	11/16/12	*	30	6-13	.419	2-6	.167	6-6	.846	1	4	5	3.0	3	0	1	2	0	2	20	19.5
RIDER	11/19/12	*	22	4-9	.425	4-6	.333	0-0	.846	0	6	6	4.0	3	0	1	2	0	0	12	17.0
ELON	11/21/12	*	21	1-8	.375	1-4	.318	1-2	.800	1	2	3	3.8	3	0	1	3	0	1	4	13.8
vs. Missouri State	11/24/12	*	36	6-11	.407	3-7	.345	7-8	.826	0	6	6	4.2	2	0	0	2	0	0	22	15.4
vs. UALR	11/25/12	*	28	5-12	.408	3-7	.361	3-3	.846	0	4	4	4.2	1	0	1	1	0	0	16	15.5
at St. John's	11/29/12	*	13	1-7	.385	0-4	.325	0-0	.846	0	0	0	3.6	1	0	1	1	0	2	13.6	
CLEMSON	12/2/12	*	14	1-6	.369	1-2	.333	0-0	.846	2	1	3	3.5	2	0	1	1	0	0	3	12.3
JACKSONVILLE	12/7/12	-	-	-	-	-	-	-	DNP - illness	-	-	-	-	-	-	-	-	-	-	-	-
APPALACHIAN ST	12/19/12	*	21	1-9	.344	0-3	.311	5-5	.871	0	2	2	3.3	1	0	0	1	0	0	7	11.7
vs. Manhattan	12/22/12	-	-	-	-	-	-	-	DNP - Academic Issue	-	-	-	-	-	-	-	-	-	-	-	-
PRESBYTERIAN	12/29/12	-	-	-	-	-	-	-	DNP - Academic Issue	-	-	-	-	-	-	-	-	-	-	-	-
SC STATE	1/5/13	-	-	-	-	-	-	-	DNP - Academic Issue	-	-	-	-	-	-	-	-	-	-	-	-
at Miss State	1/9/13	-	-	-	-	-	-	-	DNP - Academic Issue	-	-	-	-	-	-	-	-	-	-	-	-
AUBURN	1/12/13	-	-	-	-	-	-	-	DNP - Academic Issue	-	-	-	-	-	-	-	-	-	-	-	-
at LSU	1/16/13	-	-	-	-	-	-	-	DNP - Academic Issue	-	-	-	-	-	-	-	-	-	-	-	-
VANDERBILT	1/19/13	-	-	-	-	-	-	-	DNP - Academic Issue	-	-	-	-	-	-	-	-	-	-	-	-
at Missouri	1/22/13	-	-	-	-	-	-	-	DNP - Academic Issue	-	-	-	-	-	-	-	-	-	-	-	-
ARKANSAS	1/26/13	-	-	-	-	-	-	-	DNP - Academic Issue	-	-	-	-	-	-	-	-	-	-	-	-
at Florida	1/30/13	-	-	-	-	-	-	-	DNP - Academic Issue	-	-	-	-	-	-	-	-	-	-	-	-
GEORGIA	2/2/13	-	-	-	-	-	-	-	DNP - Academic Issue	-	-	-	-	-	-	-	-	-	-	-	-
at Kentucky	2/5/13	-	-	-	-	-	-	-	DNP - Academic Issue	-	-	-	-	-	-	-	-	-	-	-	-
TENNESSEE	2/10/13	-	-	-	-	-	-	-	DNP - Academic Issue	-	-	-	-	-	-	-	-	-	-	-	-
LSU	2/14/13	-	-	-	-	-	-	-	DNP - Academic Issue	-	-	-	-	-	-	-	-	-	-	-	-
at Alabama	2/16/13	-	-	-	-	-	-	-	DNP - Academic Issue	-	-	-	-	-	-	-	-	-	-	-	-
OLE MISS	2/20/13	-	-	-	-	-	-	-	DNP - Academic Issue	-	-	-	-	-	-	-	-	-	-	-	-
at Georgia	2/23/13	-	-	-	-	-	-	-	DNP - Academic Issue	-	-	-	-	-	-	-	-	-	-	-	-
MISSOURI	2/28/13	-	-	-	-	-	-	-	DNP - Academic Issue	-	-	-	-	-	-	-	-	-	-	-	-
at Texas A&M	3/2/13	-	-	-	-	-	-	-	DNP - Academic Issue	-	-	-	-	-	-	-	-	-	-	-	-
MISS STATE	3/6/13	-	-	-	-	-	-	-	DNP - Academic Issue	-	-	-	-	-	-	-	-	-	-	-	-
at Vanderbilt	3/9/13	-	-	-	-	-	-	-	DNP - Academic Issue	-	-	-	-	-	-	-	-	-	-	-	-

## SEASON NOTES

Scored a team high 19 points, while adding two assists in season opener vs. Milwaukee (Nov. 11); scored 17 points in the second half ... Leading scorer with 20 points in win vs. Morgan State (Nov. 16) ... A perfect 6-of-6 from the free throw line vs. the Bears ... Was in foul trouble early in the first half vs. Rider (Nov. 19), but came back to post 12 points on 4 made 3s ... Hit just 1-of-8 attempts from the floor vs. Elon (Nov 21), scoring four points ... Posted a team high 22 points, including a 7-of-8 effort from the free throw line vs. Missouri State (Nov. 25) ... Scored 16 points and collected four rebounds vs. UALR (Nov. 25) ... Named the Hoops For Hope Classic Most Outstanding Player ... Struggled from the field vs. St. John's (Nov. 29), hitting just 1-of-7 from the field for two points ... Scored just three points vs. Clemson (Dec. 2) ... Missed the Jacksonville (Dec. 7) contest due to a stomach virus ... Struggled from the floor vs. Appalachian State (Dec. 19), but posted a 5-of-5 effort from the free throw line, including hitting two key free throws with four seconds remaining to push the game out of reach for the Mountaineers ... Did not play vs. Manhattan (Dec. 22) or Presbyterian (Dec. 29) due to an academic issue ...

## CAREER STATISTICS

Season	GP-GS	Min	Avg	FG	FGA	Pct	3FG	3FGA	Pct	FT	FTA	Pct	Off	Def	Tot	Avg	PF	FO	Ast	TO	Blk	Stl	Pts	Avg
2010-11*	27-1	490	8.1	57	163	.350	33	97	.340	20	33	.606	3	53	56	2.1	36	1	18	23	3	10	167	6.2
2011-12*	33-32	1213	36.8	127	334	.380	75	213	.352	55	67	.821	20	91	111	3.4	63	1	25	36	2	18	384	11.6
2012-13	9-9	220	24.4	32	93	.344	14	45	.311	27	31	.871	4	26	30	3.3	16	0	8	14	1	3	105	11.7
<b>Totals</b>	<b>69-42</b>	<b>1923</b>	<b>27.8</b>	<b>216</b>	<b>590</b>	<b>.366</b>	<b>122</b>	<b>355</b>	<b>.343</b>	<b>102</b>	<b>131</b>	<b>.778</b>	<b>27</b>	<b>170</b>	<b>197</b>	<b>2.9</b>	<b>115</b>	<b>2</b>	<b>51</b>	<b>73</b>	<b>6</b>	<b>31</b>	<b>656</b>	<b>9.5</b>

\* at Southern Mississippi





## #24 - MICHAEL CARRERA

FRESHMAN | FORWARD | 6'5" | 212 | HS  
ANZOÁTEGUI, VENEZUELA/MONTROSE CHRISTIAN

### CARRERA'S SEASON HIGHS

**POINTS**

23, vs. LSU (Jan. 16, 2013)

**FIELD GOALS**

7, vs. LSU (Jan. 16, 2013)

**FIELD GOAL ATTEMPTS**

13, twice, last vs. Texas A&M (March 2, 2013)

**3-POINT FIELD GOALS**

2, twice, last vs. Texas A&M (March 2, 2013)

**3-POINT FIELD GOAL ATTEMPTS**

4, vs. LSU (Feb. 14, 2013)

**FREE THROWS**

9, vs. LSU (Jan. 16, 2013)

**FREE THROW ATTEMPTS**

10, vs. LSU (Jan. 16, 2013)

**REBOUNDS**

15, vs. Milwaukee (Nov. 1, 2012)

**ASSISTS**

5, vs. Auburn (Jan. 12, 2013)

**BLOCKS**

3, twice, last vs. Ole Miss (Feb. 20, 2013)

**STEALS**

3, vs. Georgia (Feb. 2, 2013)

**MINUTES PLAYED**

36, vs. LSU (Jan. 16, 2013)

### 2012-13

Opponent	Date	GS	Min	FG-FGA	Pct	3FG-3FGA	Pct	FT-FTA	Pct	Off	Def	Tot	Avg	PF	FO	A	TO	Blk	Stl	Pts	Avg
MILWAUKEE	11/11/12	*	29	6-12	.500	0-0	.000	5-5	1.000	7	8	15	15.0	4	0	0	2	3	0	17	17.0
MORGAN STATE	11/16/12	-	-	-	-	-	-	-	-	-	-	-	-	-	-	-	-	-	-	-	-
RIDER	11/19/12	-	-	-	-	-	-	-	-	-	-	-	-	-	-	-	-	-	-	-	-
ELON	11/21/12	-	-	-	-	-	-	-	-	-	-	-	-	-	-	-	-	-	-	-	-
vs. Missouri State	11/24/12	*	21	6-7	.832	1-1	1.000	5-6	.909	1	4	5	10.0	4	0	1	3	1	18	17.5	
vs. UALR	11/25/12	*	12	0-2	.571	0-0	1.000	2-2	.923	0	2	2	7.3	4	0	0	3	0	2	12.3	
at St. John's	11/29/12	*	23	3-7	.536	0-0	1.000	5-6	.895	6	5	11	8.3	2	0	1	2	0	11	12.0	
CLEMSON	12/2/12	*	16	0-4	.469	0-0	1.000	5-6	.800	3	3	6	7.8	5	1	1	2	1	0	3	10.2
JACKSONVILLE	12/7/12	*	24	6-10	.500	0-0	1.000	5-6	.806	0	9	9	8.0	2	0	2	0	2	0	17	11.3
APPALACHIAN ST	12/19/12	*	26	4-7	.481	1-1	1.000	4-6	.784	3	4	7	7.3	3	0	1	4	0	13	10.4	
vs. Manhattan	12/22/12	-	-	-	-	-	-	-	-	-	-	-	-	-	-	-	-	-	-	-	-
PRESBYTERIAN	12/29/12	-	-	-	-	-	-	-	-	-	-	-	-	-	-	-	-	-	-	-	-
SC STATE	1/5/13	7	1-3	.474	0-0	1.000	0-0	.784	1	2	3	6.8	3	0	0	0	0	0	2	9.4	
at Miss State	1/9/13	7	1-3	.474	0-0	1.000	0-0	.784	1	2	3	6.8	3	0	0	0	0	0	2	9.4	
AUBURN	1/12/13	24	1-5	.452	0-0	1.000	4-4	.805	5	2	7	6.8	5	1	5	4	2	0	6	9.1	
at LSU	1/16/13	24	7-10	.486	0-1	.667	9-10	.824	3	7	10	7.1	4	0	0	1	0	0	23	10.4	
VANDERBILT	1/19/13	*	27	3-9	.469	0-0	.667	2-3	.815	2	7	9	7.3	4	0	2	1	1	9	10.2	
at Missouri	1/22/13	*	15	2-5	.465	0-0	.667	0-0	.815	1	3	4	7.0	5	1	0	2	0	4	9.7	
ARKANSAS	1/28/13	*	23	3-7	.462	0-1	.500	2-4	.793	3	2	5	6.9	2	0	0	3	0	8	9.6	
at Florida	1/30/13	*	22	6-9	.480	0-0	.500	1-3	.770	2	7	9	7.0	2	0	0	1	0	13	9.8	
GEORGIA	2/2/13	*	34	5-13	.470	1-1	.600	5-6	.776	5	2	7	7.0	2	0	1	0	1	3	16	10.2
at Kentucky	2/5/13	*	24	6-10	.480	2-3	.625	4-7	.757	2	4	6	6.9	4	0	0	0	0	1	18	10.6
TENNESSEE	2/10/13	*	29	6-9	.493	0-1	.556	6-9	.747	2	9	11	7.2	2	0	0	4	0	1	18	11.1
LSU	2/14/13	*	25	3-11	.476	0-4	.385	2-2	.753	2	6	8	7.2	4	0	1	0	0	8	10.9	
at Alabama	2/16/13	*	8	0-1	.473	0-0	.385	0-0	.753	2	2	4	7.1	0	0	0	4	0	0	10.4	
OLE MISS	2/20/13	*	27	6-12	.475	0-0	.385	1-2	.747	8	5	13	7.3	2	0	1	2	3	0	13	10.5
at Georgia	2/23/13	*	20	1-5	.466	0-0	.385	3-5	.739	3	3	6	7.3	5	1	2	1	0	0	5	10.2
MISSOURI	2/28/13	*	17	3-6	.467	0-0	.385	3-4	.740	3	1	4	7.1	4	0	0	1	0	2	9	10.2
at Texas A&M	3/2/13	*	33	5-13	.462	2-3	.438	4-7	.728	4	5	9	7.2	1	0	0	2	1	0	16	10.4
MISS STATE	3/6/13	*	14	1-2	.462	0-0	.438	2-2	.733	1	2	3	7.0	5	1	1	0	0	0	4	10.2
at Vanderbilt	3/9/13																				

### SEASON NOTES

Named the SEC Freshman of the Week on Nov. 12 after posting a double-double with 17 points and 15 rebounds in the season opener vs. Milwaukee (Nov. 11); also blocked a team high three shots ... Missed the Morgan State (Nov. 16), Rider (Nov. 19) and Elon (Nov. 21) contests due to a concussion ... Returned vs. Missouri State (Nov. 24), scoring 18 points, including a game-tying 3-pointer at the buzzer to send the contest to overtime, while also collecting five rebounds ... Was in foul trouble early vs. UALR (Nov. 25) ... Posted second double-double of the season with teams highs 11 points and 11 rebounds vs. St. John's (Nov. 29) ... Was in foul trouble vs. Clemson (Dec. 2), collecting three in the first nine minutes of the game ... Collected six rebounds vs. the Tigers ... Near double-double with teams highs in both points (17) and rebounds (9) vs. Jacksonville (Dec. 7) ... Also two assists and two blocks vs. the Dolphins ... Was in foul trouble early vs. Appalachian State (Dec. 19), scored two points and collected three rebounds in just seven minutes of action ... Posted 13 points and pulled down seven rebounds in win vs. Manhattan (Dec. 22) ... Did not play vs. Presbyterian (Dec. 29) due to a chronic left hip injury ... Returned from injury to play at Miss. State (Jan. 9), but was in early foul trouble and played just seven minutes, posting two points and three rebounds ... Once again struggled with foul trouble vs. Auburn (Jan. 19), but posted six points, seven rebounds and a season high five assists in 24 minutes vs. the Tigers ... Season high 23 points in win at LSU (Jan. 16), scoring 21 of those points in the second half and overtime, while playing several minutes with four fouls ... Scored eight points and pulled down nine rebounds in contest vs. Vandy (Jan. 19) ... Scored four points and collected four rebounds, but was in foul trouble at Missouri (Jan. 22) ... Eight points and five rebounds in victory vs. Arkansas (Jan. 26) ... Led Gamecocks with near double-double at Florida (Jan. 30) with 13 points and nine rebounds, hitting 6-of-9 attempts from the floor ... Played a near season high 34 minutes, posting teams highs with 16 points and seven rebounds, and setting a season high with three steals vs. Georgia (Feb. 2) ... Led team in scoring for third-straight game with 18 points vs. Kentucky (Feb. 5), also six rebounds and one steal ... Posted fourth double-double of the season with teams highs of 18 points and 11 rebounds vs. Tennessee (Feb. 10) ... Eight points and eight rebounds vs. LSU (Feb. 14) ... Collected fifth double-double of the season with team highs of 13 points and 13 rebounds in win vs. Ole Miss (Feb. 20); had 10 rebounds in opening half ... Nine points and four rebounds with two steals vs. Missouri (Feb. 28) ... Played a near season high 33 minutes, posting 16 points and nine rebounds to lead Gamecocks at Texas A&M (March 2) ... In foul trouble with four fouls in the first half vs. Miss State (March 6) ...

### CAREER STATISTICS

Season	GP-GS	Min	Avg	FG	FGA	Pct	3FG	3FGA	Pct	FT	FTA	Pct	Off	Def	Tot	Avg	PF	FO	Ast	TO	Blk	Stl	Pts	Avg
2012-13	25-20	530	21.2	85	184	.462	7	16	.438	77	105	.733	71	105	176	7.0	81	5	17	45	15	9	254	10.2

### CAREER SEC STATISTICS

Season	GP-GS	Min	Avg	FG	FGA	Pct	3FG	3FGA	Pct	FT	FTA	Pct	Off	Def	Tot	Avg	PF	FO	Ast	TO	Blk	Stl	Pts	Avg
2013	17-14	372	21.9	59	130	.454	5	14	.357	48	68	.706	49	69	118	6.9	54	4	11	27	8	8	171	10.1



## #14 - LAIMONAS CHATKEVICIUS

FRESHMAN | FORWARD | 6'11" | 255 | HS  
KLAIPEDA, LITHUANIA/SOUTH KENT SCHOOL (CONN.)

### CHATKEVICIUS' SEASON HIGHS

**POINTS**

11, vs. Alabama (Feb. 16, 2013)

**FIELD GOALS**

4, twice, last vs. Alabama (Feb. 16, 2013)

**FIELD GOAL ATTEMPTS**

8, twice, last vs. Georgia (Feb. 23, 2013)

**3-POINT FIELD GOALS**

1, twice, last vs. Ole Miss (Feb. 20, 2013)

**3-POINT FIELD GOAL ATTEMPTS**

1, 3x, last vs. Georgia (Feb. 23, 2013)

**FREE THROWS**

4, vs. Missouri (Jan. 22, 2013)

**FREE THROW ATTEMPTS**

7, vs. Alabama (Feb. 16, 2013)

**REBOUNDS**

10, vs. Georgia (Feb. 23, 2013)

**ASSISTS**

4, vs. Jacksonville (Dec. 7, 2012)

**BLOCKS**

3, vs. Georgia (Feb. 23, 2013)

**STEALS**

1, vs. Florida (Jan. 30, 2013)

**MINUTES PLAYED**

34, vs. Georgia (Feb. 23, 2013)

### 2012-13

Opponent	Date	GS	Min	FG-FGA	Pct	3FG-FGA	Pct	FT-FTA	Pct	Off	Def	Tot	Avg	PF	FO	A	TO	Blk	Stl	Pts	Avg	
MILWAUKEE	11/11/12	-	-	-	-	-	-	-	-	-	-	-	-	-	-	-	-	-	-	-	-	-
MORGAN STATE	11/16/12	-	-	-	-	-	-	-	-	-	-	-	-	-	-	-	-	-	-	-	-	-
RIDER	11/19/12	-	-	-	-	-	-	-	-	-	-	-	-	-	-	-	-	-	-	-	-	-
ELON	11/21/12	-	-	-	-	-	-	-	-	-	-	-	-	-	-	-	-	-	-	-	-	-
vs. Missouri State	11/24/12	-	-	-	-	-	-	-	-	-	-	-	-	-	-	-	-	-	-	-	-	-
vs. UALR	11/25/12	11	1-2	500	0-0	.000	1-2	.500	1	1	2	2.0	1	0	1	0	0	0	3	3.0		
at St. John's	11/29/12	7	1-2	500	0-0	.000	0-0	.500	0	1	1	1.5	2	0	0	2	0	0	2	2.5		
CLEMSON	12/2/12	7	1-2	500	0-0	.000	0-0	.500	0	1	1	1.3	2	0	0	2	0	0	2	2.3		
JACKSONVILLE	12/7/12	19	4-6	.600	1-1	1.000	0-2	.250	3	2	5	2.7	4	0	4	4	0	0	9	4.7		
APPALACHIAN ST	12/19/12	6	1-1	.636	0-0	1.000	0-0	.250	0	1	1	2.3	1	0	0	0	0	0	2	4.0		
vs. Manhattan	12/22/12	7	1-1	.667	0-0	1.000	0-0	.250	1	0	1	2.0	0	0	0	1	0	0	2	3.6		
PRESBYTERIAN	12/29/12	13	1-3	.600	0-0	1.000	1-2	.333	3	3	6	2.7	2	0	1	3	0	0	3	3.5		
SC STATE	1/5/13	4	1-2	.588	0-0	1.000	0-0	.333	1	0	1	2.4	1	0	0	0	0	0	2	3.3		
at Miss State	1/9/13	18	1-4	.524	0-1	.500	2-2	.500	3	3	6	2.9	2	0	0	3	0	0	4	3.4		
AUBURN	1/12/13	2	0-0	.524	0-0	.500	0-0	.500	0	0	0	2.6	0	0	1	0	0	0	0	3.0		
at LSU	1/16/13	* 12	3-4	.560	0-0	.500	0-0	.500	0	2	2	2.5	2	0	1	1	1	0	6	3.3		
VANDERBILT	1/19/13	* 7	0-2	.519	0-1	.333	2-2	.600	0	0	0	2.3	2	0	0	0	0	0	2	3.2		
at Missouri	1/22/13	* 15	2-4	.516	0-1	.250	4-4	.714	1	2	3	2.3	1	0	1	1	2	0	8	3.6		
ARKANSAS	1/26/13	* 12	3-5	.528	0-0	.250	2-3	.706	2	5	7	2.7	1	0	0	3	1	0	8	3.9		
at Florida	1/30/13	* 10	0-3	.487	0-0	.250	1-2	.684	0	1	1	2.6	2	0	0	0	0	1	1	3.7		
GEORGIA	2/2/13	* 4	0-1	.475	0-0	.250	0-0	.684	0	0	0	2.4	1	0	0	0	0	0	0	3.5		
at Kentucky	2/5/13	13	2-6	.457	0-0	.250	0-2	.619	1	2	3	2.4	4	0	0	1	0	0	4	3.5		
TENNESSEE	2/10/13	-	-	-	-	-	-	-	-	-	-	-	-	-	-	-	-	-	-	-	-	
LSU	2/14/13	-	-	-	-	-	-	-	-	-	-	-	-	-	-	-	-	-	-	-	-	
at Alabama	2/16/13	* 25	4-8	.463	0-0	.250	3-7	.571	2	5	7	2.7	5	1	0	2	0	0	11	3.9		
OLE MISS	2/20/13	* 25	3-7	.459	1-1	.400	0-0	.571	2	5	7	2.9	3	0	0	2	2	0	7	4.1		
at Georgia	2/23/13	* 34	1-8	.420	0-1	.333	1-2	.567	3	7	10	3.3	4	0	0	4	3	0	3	4.1		
MISSOURI	2/28/13	* 11	1-1	.429	0-0	.333	2-2	.594	1	0	1	3.2	1	0	1	1	0	0	4	4.1		
at Texas A&M	3/2/13	-	-	-	-	-	-	-	-	-	-	-	-	-	-	-	-	-	-	-	-	
MISS STATE	3/6/13	5	0-0	.429	0-0	.333	0-0	.594	0	1	1	3.1	0	0	0	1	0	0	0	3.9		
at Vanderbilt	3/9/13	-	-	-	-	-	-	-	-	-	-	-	-	-	-	-	-	-	-	-	-	

### SEASON NOTES


Will miss the first six games of the 2012-13 season, as the NCAA has determined that he received impermissible benefits from his host family prior to enrolling at the University of South Carolina ... Saw first action of the season vs. St. John's (Nov. 29), scoring three points and collecting two rebounds ... Scored two points vs. Clemson (Dec. 2) ... Solid vs. Jacksonville (Dec. 7), scoring nine points, five rebounds and four assists ... Scored two points in six minutes vs. Appalachian State (Dec. 19) ... Saw action vs. Manhattan (Dec. 22), scoring two points ... Collected a season high six rebounds vs. Presbyterian (Dec. 29) ... Saw action vs. SC State (Jan. 5) ... Matched a season high with six rebounds at Miss. State (Jan. 9) ... Posted one assist vs. Auburn (Jan. 12) ... Earned first career start at LSU (Jan. 16), posting six points and two rebounds ... Scored two points vs. Vandy (Jan. 19) ... Set season highs in blocks (2), free throws (4) and attempts (4) from the line in start at Missouri (Jan. 22) ... Scored eight points and pulled down a season high seven rebounds in just 12 minutes in win vs. Arkansas (Jan. 26) ... Collected a steal vs. Florida (Jan. 30) ... Scored season high 11 points, matched season high with seven rebounds in a season best 25 minutes played at Alabama (Feb. 16) ... Seven points and seven rebounds, matching season high with two blocks in win vs. Ole Miss (Feb. 20) ... Season high 10 rebounds and three blocks in season high 34 minutes played at Georgia (Feb. 23) ...

### CAREER STATISTICS

Season	GP-GS	Min	Avg	FG	FGA	Pct	3FG	3FGA	Pct	FT	FTA	Pct	Off	Def	Tot	Avg	PF	FO	Ast	TO	Blk	Stl	Pts	Avg
2012-13	21-10	259	12.3	30	70	.429	2	6	.333	19	32	.594	24	41	65	3.1	39	1	10	29	9	1	81	3.9

### CAREER SEC STATISTICS

Season	GP-GS	Min	Avg	FG	FGA	Pct	3FG	3FGA	Pct	FT	FTA	Pct	Off	Def	Tot	Avg	PF	FO	Ast	TO	Blk	Stl	Pts	Avg
2013	14-10	192	13.7	20	53	.377	1	5	.200	17	26	.654	15	33	48	3.4	28	1	4	19	9	1	58	4.1



## #12 - AUSTIN CONSTABLE

FRESHMAN | GUARD | 6'0" | 175 | HS  
WEST CHESTER, PA./HENDERSON

### CONSTABLE'S SEASON HIGHS

**POINTS**  
-

**FIELD GOALS**  
-

**FIELD GOAL ATTEMPTS**  
2, vs. Presbyterian (Dec. 29, 2012)

**3-POINT FIELD GOALS**  
-

**3-POINT FIELD GOAL ATTEMPTS**  
1, vs. Presbyterian (Dec. 29, 2012)

**FREE THROWS**  
-

**FREE THROW ATTEMPTS**  
-

**REBOUNDS**  
-

**ASSISTS**  
-

**BLOCKS**  
-

**STEALS**  
-

**MINUTES PLAYED**  
2, vs. Presbyterian (Dec. 29, 2012)

### 2012-13

Opponent	Date	GS	Min	FG-FGA	Pct	3FG-FGA	Pct	FT-FTA	Pct	Off	Def	Tot	Avg	PF	FO	A	TO	Blk	Stl	Pts	Avg	
MILWAUKEE	11/11/12	-	-	-	-	-	-	-	-	-	-	-	-	-	-	-	-	-	-	-	-	-
MORGAN STATE	11/16/12	-	-	-	-	-	-	-	-	-	-	-	-	-	-	-	-	-	-	-	-	-
RIDER	11/19/12	-	-	-	-	-	-	-	-	-	-	-	-	-	-	-	-	-	-	-	-	-
ELON	11/21/12	-	-	-	-	-	-	-	-	-	-	-	-	-	-	-	-	-	-	-	-	-
vs. Missouri State	11/24/12	-	-	-	-	-	-	-	-	-	-	-	-	-	-	-	-	-	-	-	-	-
vs. UALR	11/25/12	1	0-0	.000	0-0	.000	0-0	.000	0	0	0	0.0	0	0	0	0	0	0	0	0	0.0	
at St. John's	11/29/12	-	-	-	-	-	-	-	-	-	-	-	-	-	-	-	-	-	-	-	-	-
CLEMSON	12/2/12	-	-	-	-	-	-	-	-	-	-	-	-	-	-	-	-	-	-	-	-	-
JACKSONVILLE	12/7/12	2	0-0	.000	0-0	.000	0-0	.000	1	0	1	0.5	0	0	0	1	0	0	0	0	0.0	
APPALACHIAN ST	12/19/12	-	-	-	-	-	-	-	-	-	-	-	-	-	-	-	-	-	-	-	-	-
vs. Manhattan	12/22/12	-	-	-	-	-	-	-	-	-	-	-	-	-	-	-	-	-	-	-	-	-
PRESBYTERIAN	12/29/12	2	0-2	.000	0-1	.000	0-0	.000	0	0	0	0.3	0	0	0	0	0	0	0	0	0.0	
SC STATE	1/5/13	-	-	-	-	-	-	-	-	-	-	-	-	-	-	-	-	-	-	-	-	-
at Miss State	1/9/13	-	-	-	-	-	-	-	-	-	-	-	-	-	-	-	-	-	-	-	-	-
AUBURN	1/12/13	-	-	-	-	-	-	-	-	-	-	-	-	-	-	-	-	-	-	-	-	-
at LSU	1/16/13	-	-	-	-	-	-	-	-	-	-	-	-	-	-	-	-	-	-	-	-	-
VANDERBILT	1/19/13	-	-	-	-	-	-	-	-	-	-	-	-	-	-	-	-	-	-	-	-	-
at Missouri	1/22/13	-	-	-	-	-	-	-	-	-	-	-	-	-	-	-	-	-	-	-	-	-
ARKANSAS	1/28/13	-	-	-	-	-	-	-	-	-	-	-	-	-	-	-	-	-	-	-	-	-
at Florida	1/30/13	-	-	-	-	-	-	-	-	-	-	-	-	-	-	-	-	-	-	-	-	-
GEORGIA	2/2/13	-	-	-	-	-	-	-	-	-	-	-	-	-	-	-	-	-	-	-	-	-
at Kentucky	2/5/13	-	-	-	-	-	-	-	-	-	-	-	-	-	-	-	-	-	-	-	-	-
TENNESSEE	2/10/13	-	-	-	-	-	-	-	-	-	-	-	-	-	-	-	-	-	-	-	-	-
LSU	2/14/13	-	-	-	-	-	-	-	-	-	-	-	-	-	-	-	-	-	-	-	-	-
at Alabama	2/16/13	-	-	-	-	-	-	-	-	-	-	-	-	-	-	-	-	-	-	-	-	-
OLE MISS	2/20/13	-	-	-	-	-	-	-	-	-	-	-	-	-	-	-	-	-	-	-	-	-
at Georgia	2/23/13	-	-	-	-	-	-	-	-	-	-	-	-	-	-	-	-	-	-	-	-	-
MISSOURI	2/28/13	-	-	-	-	-	-	-	-	-	-	-	-	-	-	-	-	-	-	-	-	-
at Texas A&M	3/2/13	1	0-0	.000	0-0	.000	0-0	.000	0	0	0	0.3	0	0	0	0	0	0	0	0	0.0	
MISS STATE	3/6/13	-	-	-	-	-	-	-	-	-	-	-	-	-	-	-	-	-	-	-	-	-
at Vanderbilt	3/9/13	-	-	-	-	-	-	-	-	-	-	-	-	-	-	-	-	-	-	-	-	-

### SEASON NOTES

Saw time vs. UALR (Nov. 25) ... Collected a rebound vs. Jacksonville (Dec. 7) ... Attempted two shots vs. Presbyterian (Dec. 29) ...

### CAREER STATISTICS

Season	GP-GS	Min	Avg	FG	FGA	Pct	3FG	3FGA	Pct	FT	FTA	Pct	Off	Def	Tot	Avg	PF	FO	Ast	TO	Blk	Stl	Pts	Avg
2012-13	4-0	6	1.5	0	2	.000	0	1	.000	0	0	.000	1	0	1	0.3	0	0	0	1	0	0	0	0.0

### CAREER SEC STATISTICS

Season	GP-GS	Min	Avg	FG	FGA	Pct	3FG	3FGA	Pct	FT	FTA	Pct	Off	Def	Tot	Avg	PF	FO	Ast	TO	Blk	Stl	Pts	Avg
2013	1-0	1	1.0	0	0	.000	0	0	.000	0	0	.000	0	0	0	0.0	0	0	0	0	0	0	0	0.0



## #25 - MINDAUGAS KACINAS

FRESHMAN | FORWARD | 6'7" | 210 | HS

KLAIPEDA, LITHUANIA/WORD OF LIFE FIRE TRADITIONAL SCHOOL

### KACINAS' SEASON HIGHS

#### POINTS

18, vs. Rider (Nov. 19, 2012)

#### FIELD GOALS

8, vs. Rider (Nov. 19, 2012)

#### FIELD GOAL ATTEMPTS

11, twice, last vs. App State (Dec. 19, 2012)

#### 3-POINT FIELD GOALS

1, 3 times, last vs. Clemson (Dec. 2, 2012)

#### 3-POINT FIELD GOAL ATTEMPTS

3, twice, last vs. App State (Dec. 19, 2012)

#### FREE THROWS

6, vs. Milwaukee (Nov. 11, 2012)

#### FREE THROW ATTEMPTS

8, vs. Milwaukee (Nov. 11, 2012)

#### REBOUNDS

13, vs. Milwaukee (Nov. 11, 2012)

#### ASSISTS

3, twice, last vs. App State (Dec. 19, 2012)

#### BLOCKS

3, vs. Appalachian State (Dec. 19, 2012)

#### STEALS

2, vs. UALR (Nov. 25, 2012)

#### MINUTES PLAYED

35, vs. SC State (Jan. 5, 2013)

### 2012-13

Opponent	Date	GS	Min	FG-FGA	Pct	3FG-FGA	Pct	FT-FTA	Pct	Off	Def	Tot	Avg	PF	FO	A	TO	Blk	Stl	Pts	Avg
MILWAUKEE	11/11/12	31	1-3	.333	0-1	1.000	6-8	.750	6	7	13	13.0	2	0	3	1	1	1	8	8.0	
MORGAN STATE	11/16/12	21	0-1	.250	0-0	.000	2-2	.800	3	0	3	3.0	3	0	0	3	0	1	2	5.0	
RIDER	11/19/12	32	8-11	.600	1-1	.500	1-2	.750	3	2	5	7.0	2	0	0	3	0	1	18	9.3	
ELON	11/21/12	26	1-2	.588	0-0	.500	1-2	.714	2	3	5	6.5	0	0	1	4	0	0	3	7.8	
vs. Missouri State	11/24/12	*	28	1-3	.550	0-1	.333	2-3	.706	0	5	5	6.2	2	0	1	5	2	0	4	7.0
vs. UALR	11/25/12	27	5-7	.593	1-3	.333	2-3	.700	3	2	5	6.0	3	0	1	3	2	2	13	8.0	
at St. John's	11/29/12	24	4-7	.588	0-0	.333	1-4	.625	3	3	6	6.0	1	0	1	0	0	0	9	8.1	
CLEMSON	12/2/12	29	3-5	.590	1-2	.375	3-3	.667	1	2	3	5.6	5	1	1	1	1	0	10	8.4	
JACKSONVILLE	12/7/12	18	3-3	.619	0-0	.375	1-2	.655	1	2	3	5.3	4	0	0	2	2	0	7	8.2	
APPALACHIAN ST	12/19/12	*	34	5-11	.585	0-3	.273	2-2	.677	6	6	12	6.0	2	0	3	2	3	0	12	8.6
vs. Marquette	12/22/12	*	16	0-1	.574	0-0	.273	0-0	.677	0	1	1	5.5	3	0	0	1	0	0	0	7.8
PRESBYTERIAN	12/29/12	*	25	6-8	.597	0-1	.250	1-1	.688	3	0	3	5.3	4	0	1	1	1	0	13	8.3
SC STATE	1/5/13	*	35	4-7	.594	0-1	.231	1-2	.676	5	5	10	5.7	4	0	2	1	1	0	9	8.3
at Miss State	1/6/13	*	30	0-3	.569	0-0	.231	0-0	.676	1	2	3	5.5	2	0	1	2	0	0	0	7.7
AUBURN	1/12/13	*	17	2-3	.573	0-0	.231	2-2	.694	1	3	4	5.4	3	0	0	2	1	0	6	7.6
at LSU	1/16/13	16	1-3	.564	0-2	.200	1-2	.684	1	1	2	5.2	2	0	0	1	0	0	3	7.3	
VANDERBILT	1/19/13	4	0-1	.557	0-0	.200	0-0	.684	0	1	1	4.9	1	0	0	0	0	0	0	6.9	
at Missouri	1/22/13	4	0-0	.557	0-0	.200	0-0	.684	0	0	0	4.7	3	0	0	0	0	0	0	6.5	
ARKANSAS	1/28/13	24	2-3	.561	0-0	.200	0-0	.684	1	4	5	4.7	1	0	2	3	1	0	4	6.4	
at Florida	1/30/13	16	2-2	.571	0-0	.200	0-0	.684	1	1	2	4.6	2	0	1	0	0	1	4	6.3	
GEORGIA	2/2/13	15	0-4	.544	0-1	.188	1-2	.682	1	2	3	4.3	3	0	0	0	2	1	6.0		
at Kentucky	2/5/13	9	0-1	.538	0-1	.176	0-0	.682	1	0	1	4.1	1	0	1	2	0	0	0	5.7	
TENNESSEE	2/10/13	3	0-0	.538	0-0	.176	0-0	.682	0	0	0	4.0	1	0	0	0	0	0	0	5.5	
LSU	2/14/13	8	0-1	.533	0-0	.176	0-0	.682	0	3	3	3.9	0	0	1	0	0	0	0	5.2	
at Alabama	2/16/13	-	-	-	-	-	-	-	-	-	-	-	-	-	-	-	-	-	-	-	
OLE MISS	2/20/13	12	2-4	.531	0-1	.167	1-2	.674	2	3	5	4.0	0	0	0	0	0	0	5	5.2	
at Georgia	2/23/13	26	2-5	.525	1-2	.200	0-0	.674	2	2	4	4.0	2	0	1	3	0	0	5	5.2	
MISSOURI	2/28/13	25	3-7	.519	0-0	.200	2-2	.688	2	2	4	4.0	2	0	0	2	0	0	8	5.3	
at Texas A&M	3/2/13	22	0-0	.519	0-0	.200	1-2	.680	0	3	3	3.9	3	0	0	1	0	0	1	5.2	
MISS STATE	3/6/13																				
at Vanderbilt	3/9/13																				

### SEASON NOTES

Collected 13 rebounds, including six on the offensive glass, and tied the contest with 18 seconds remaining in regulation on two free throws to send the game to overtime in season opener win vs. Milwaukee (Nov. 11) ... Scored two points and collected three rebounds vs. Morgan State (Nov. 16) ... Posted 18 points on eight made baskets vs. Rider (Nov. 19), playing in a season high 32 minutes ... Collected five rebounds vs. Elon (Nov. 21) ... Earned first-career start vs. Missouri State (Nov. 24), scoring four points and posting two blocks ... Scored 13 points vs. UALR (Nov. 25), while blocking two shots and collecting two steals ... Posted nine points and six rebounds off the bench vs. St. John's (Nov. 29) ... Scored 10 points off the bench vs. Clemson (Dec. 2) ... Scored seven points on a perfect 3-of-3 effort from the floor in win vs. Jacksonville (Dec. 7) ... Career night with 34 minutes played, posting first-career double-double with 12 points and a game-best 12 rebounds in win vs. Appalachian State (Dec. 19); also earned the start vs. the Mountaineers ... Named the SEC Freshman of the Week on Dec. 31 after scoring 13 points and collecting three rebounds vs. Presbyterian (Dec. 29) ... Played a season high 35 minutes vs. SC State (Jan. 5), collecting a team high 10 rebounds ... Saw action at Miss. State (Jan. 9) ... Scored six points and collected four rebounds with one block vs. Auburn (Jan. 12) ... Posted three points at LSU (Jan. 16) ... Saw action vs. Vandy (Jan. 19) ... Had three fouls in just four minutes at Missouri (Jan. 22) ... Tallied four points and collected five rebounds in victory vs. Arkansas (Jan. 26) ... Provided four points off the bench vs. Florida (Jan. 30) ... Tallied five points off the bench vs. Georgia (Feb. 2), adding an assist and steal ... Five points and five rebounds at Georgia (Feb. 23) ... Saw action vs. Missouri (Feb. 28), scoring five points ... Earned the start at Texas A&M (March 2), posting eight points and four rebounds ...

### CAREER STATISTICS

Season	GP-GS	Min	Avg	FG	FGA	Pct	3FG	3FGA	Pct	FT	FTA	Pct	Off	Def	Tot	Avg	PF	FO	Ast	TO	Blk	Stl	Pts	Avg
2012-13	29-8	592	20.4	56	108	.519	4	20	.200	34	50	.680	49	65	114	3.9	65	1	21	44	15	9	150	5.2

### CAREER SEC STATISTICS

Season	GP-GS	Min	Avg	FG	FGA	Pct	3FG	3FGA	Pct	FT	FTA	Pct	Off	Def	Tot	Avg	PF	FO	Ast	TO	Blk	Stl	Pts	Avg
2013	16-3	246	15.4	15	39	.385	1	7	.143	11	16	.688	13	27	40	2.5	30	0	7	17	2	4	42	2.6



## #35 - BRIAN STEELE

FRESHMAN | FORWARD | 6'5" | 196 | HS  
GREENVILLE, S.C./WADE HAMPTON SCHOOL

### STEELE'S SEASON HIGHS

**POINTS**

6, vs. Miss State (March 6, 2013)

**FIELD GOALS**

2, vs. Miss State (March 6, 2013)

**FIELD GOAL ATTEMPTS**

6, vs. Miss State (March 6, 2013)

**3-POINT FIELD GOALS**

2, vs. Miss State (March 6, 2013)

**3-POINT FIELD GOAL ATTEMPTS**

5, vs. Miss State (March 6, 2013)

**FREE THROWS**

2, vs. Presbyterian (Dec. 29, 2012)

**FREE THROW ATTEMPTS**

2, vs. Presbyterian (Dec. 29, 2012)

**REBOUNDS**

2, twice, last vs. Miss State (March 6, 2013)

**ASSISTS**

2, vs. Miss State (March 6, 2013)

**BLOCKS**

-

**STEALS**

1, twice, last vs. Texas A&M (March 2, 2013)

**MINUTES PLAYED**

25, vs. Texas A&M (March 2, 2013)

### 2012-13

Opponent	Date	GS	Min	FG-FA	Pct	3FG-3FA	Pct	FT-FTA	Pct	Off	Def	Tot	Avg	PF	FO	A	TO	Blk	Stl	Pts	Avg	
MILWAUKEE	11/11/12	-	-	-	-	-	-	-	-	-	-	-	-	-	-	-	-	-	-	-	-	-
MORGAN STATE	11/16/12	-	-	-	-	-	-	-	-	-	-	-	-	-	-	-	-	-	-	-	-	-
RIDER	11/19/12	-	-	-	-	-	-	-	-	-	-	-	-	-	-	-	-	-	-	-	-	-
ELON	11/21/12	-	-	-	-	-	-	-	-	-	-	-	-	-	-	-	-	-	-	-	-	-
vs. Missouri State	11/24/12	-	-	-	-	-	-	-	-	-	-	-	-	-	-	-	-	-	-	-	-	-
vs. UALR	11/25/12	-	-	-	-	-	-	-	-	-	-	-	-	-	-	-	-	-	-	-	-	-
at St. John's	11/29/12	-	-	-	-	-	-	-	-	-	-	-	-	-	-	-	-	-	-	-	-	-
CLEMSON	12/2/12	-	-	-	-	-	-	-	-	-	-	-	-	-	-	-	-	-	-	-	-	-
JACKSONVILLE	12/7/12	2	0-0	.000	0-0	.000	0-0	.000	0	1	1	1.0	1	0	0	1	0	0	0	0	0	0.0
APPALACHIAN ST	12/19/12	-	-	-	-	-	-	-	-	-	-	-	-	-	-	-	-	-	-	-	-	-
vs. Manhattan	12/22/12	-	-	-	-	-	-	-	-	-	-	-	-	-	-	-	-	-	-	-	-	-
PRESBYTERIAN	12/29/12	2	0-1	.000	0-0	.000	2-2	1.000	0	0	0	0.0	0	0	0	0	0	0	1	2	1.0	
SC STATE	1/5/13	-	-	-	-	-	-	-	-	-	-	-	-	-	-	-	-	-	-	-	-	-
at Miss State	1/9/13	-	-	-	-	-	-	-	-	-	-	-	-	-	-	-	-	-	-	-	-	-
AUBURN	1/12/13	-	-	-	-	-	-	-	-	-	-	-	-	-	-	-	-	-	-	-	-	-
at LSU	1/16/13	-	-	-	-	-	-	-	-	-	-	-	-	-	-	-	-	-	-	-	-	-
VANDERBILT	1/19/13	-	-	-	-	-	-	-	-	-	-	-	-	-	-	-	-	-	-	-	-	-
at Missouri	1/22/13	-	-	-	-	-	-	-	-	-	-	-	-	-	-	-	-	-	-	-	-	-
ARKANSAS	1/26/13	-	-	-	-	-	-	-	-	-	-	-	-	-	-	-	-	-	-	-	-	-
at Florida	1/30/13	1	0-0	.000	0-0	.000	0-0	1.000	0	0	0	0.0	0	0	1	0	0	0	0	0	0.7	
GEORGIA	2/2/13	-	-	-	-	-	-	-	-	-	-	-	-	-	-	-	-	-	-	-	-	-
at Kentucky	2/5/13	-	-	-	-	-	-	-	-	-	-	-	-	-	-	-	-	-	-	-	-	-
TENNESSEE	2/10/13	-	-	-	-	-	-	-	-	-	-	-	-	-	-	-	-	-	-	-	-	-
LSU	2/14/13	-	-	-	-	-	-	-	-	-	-	-	-	-	-	-	-	-	-	-	-	-
at Alabama	2/16/13	-	-	-	-	-	-	-	-	-	-	-	-	-	-	-	-	-	-	-	-	-
OLE MISS	2/20/13	-	-	-	-	-	-	-	-	-	-	-	-	-	-	-	-	-	-	-	-	-
at Georgia	2/23/13	-	-	-	-	-	-	-	-	-	-	-	-	-	-	-	-	-	-	-	-	-
MISSOURI	2/28/13	-	-	-	-	-	-	-	-	-	-	-	-	-	-	-	-	-	-	-	-	-
at Texas A&M	3/2/13	*	25	1-3	.250	1-3	.333	0-0	1.000	0	2	2	0.8	5	1	0	1	0	1	3	1.3	
MISS STATE	3/6/13	*	15	2-6	.300	2-5	.375	0-0	1.000	1	1	2	1.0	4	0	2	1	0	0	6	2.2	
at Vanderbilt	3/9/13																					

### SEASON NOTES

Returned to team for Clemson contest ... Posted two points on two made free throws vs. Presbyterian (Dec. 29) ... Posted an assist vs. Florida (Jan. 30) ... Earned first start of his career in contest at Texas A&M (March 2); scoring three points, collecting two rebounds and also a steal ... Hit game-tying 3 at the end of the first half to send the contest into the halftime break tied at 32 ... Played 25 minutes vs. the Aggies ... Scored six points and collected two assists in second-straight start, a win vs. Miss State (March 6) ...

### CAREER STATISTICS

Season	GP-GS	Min	Avg	FG	FGA	Pct	3FG	3FGA	Pct	FT	FTA	Pct	Off	Def	Tot	Avg	PF	FO	Ast	TO	Blk	Stl	Pts	Avg
2012-13	5-2	45	9.0	3	10	.300	3	8	.375	2	2	1.000	1	4	5	1.0	10	1	3	3	0	2	11	2.2

### CAREER SEC STATISTICS

Season	GP-GS	Min	Avg	FG	FGA	Pct	3FG	3FGA	Pct	FT	FTA	Pct	Off	Def	Tot	Avg	PF	FO	Ast	TO	Blk	Stl	Pts	Avg
2013	3-2	41	13.7	3	9	.333	3	8	.375	0	0	.000	1	3	4	1.3	9	1	3	2	0	1	9	3.0

## THE LAST TIME...

### AN INDIVIDUAL PLAYER...

Scored 20 or more points:	South Carolina: Brenton Williams (38) vs. Miss. State, March 6, 2013 in Columbia, S.C. Opponent: Craig Sword (20) Miss. State, March 6, 2013 in Columbia, S.C.
Scored 30 or more points:	South Carolina: Brenton Williams (38) Miss. State, March 6, 2013 in Columbia, S.C. Opponent: Johnny O'Bryant III (30), LSU, Feb. 14, 2013 in Columbia, S.C.
Scored 35 or more points:	South Carolina: Brenton Williams (38) vs. Miss. State, March 6, 2013 in Columbia, S.C. Opponent: Joe Crawford (Kentucky), 35, March 5, 2008 in Columbia
Scored 40 or more points:	South Carolina: N/A thru 1992-93 season Opponent: Austin Carr (Notre Dame), 43, Dec. 30, 1969 in New Orleans, La.
Collected 20 or more rebounds:	South Carolina: Emmett Hall, 23 vs. College of Charleston, Dec. 22, 1993 in Columbia Opponent: Ekpe Udoh (Baylor), 20, Jan. 2, 2010 in Columbia
Collected 15 or more rebounds:	South Carolina: Lakeem Jackson, 15, vs. UALR, Nov. 25, 2012 in Puerto Vallarta, Mexico Opponent: Jared Sullinger (Ohio State), 19, Dec. 18, 2010 in Columbus, Ohio
Made 12 or more field goals:	South Carolina: Devan Downey, 12 vs. Georgia, Jan. 30, 2010 in Columbia Opponent: Johnny O'Bryant III, 13, LSU, Feb. 14, 2013 in Columbia, S.C.
Made 10 or more field goals:	South Carolina: Brenton Williams (10) vs. Miss. State, March 6, 2013 in Columbia, S.C. Opponent: Elston Turner (10), Texas A&M, March 2, 2013 in College Station, Texas
Attempted 20 or more field goals:	South Carolina: Bruce Ellington (20) vs. Tennessee, Feb 25, 2012, in Columbia, S.C. Opponent: Zach Graham (20), Ole Miss, Feb. 22, 2011 in Columbia
Attempted 25 or more field goals:	South Carolina: Devan Downey, 25, at Kentucky, Feb. 25, 2010 in Lexington, Ky. Opponent: Kemmy Burgess (Alaska-Anchorage), 26, Nov. 24, 2005 in Anchorage, AK
Dished 10 or more assists:	South Carolina: Devan Downey, 11, vs. LSU, March 13, 2008 in Atlanta, Ga. Opponent: 11, Dee Bost, Mississippi State, Feb. 29, 2012 in Columbia, S.C.
Swiped 5 or more steals:	South Carolina: Brenton Williams, 5, vs. Western Carolina, Nov. 11, 2011 in Columbia Opponent: 5, DeWayne Jackson, Morgan State, Nov. 16, 2012 in Columbia, S.C.
Blocked 5 or more shots:	South Carolina: Damontre Harris, 5, vs. Georgia, Feb. 15, 2012 in Columbia, S.C. Opponent: Nerlens Noel (5), Kentucky, Feb. 5, 2013 in Lexington, Ky.
Made 5 or more 3-point field goals:	South Carolina: Brenton Williams (6) vs. Miss. State, March 6, 2013 in Columbia, S.C. Opponent: Shane Richards (6), Manhattan, Dec. 22, 2012 in Brooklyn, N.Y.
Attempted 8 or more 3-point field goals:	South Carolina: Brenton Williams (9) vs. Miss. State, March 6, 2013 in Columbia, S.C. Opponent: Elston Turner (8), Texas A&M, March 2, 2013 in College Station, Texas
Made 10 or more free throws:	South Carolina: Brenton Williams (12) vs. Miss. State, March 6, 2013 in Columbia, S.C. Opponent: Gerard Coleman (10), Providence, Dec. 1, 2011 in Columbia, S.C.
Attempted 15 or more free throws:	South Carolina: Mike Boynton (19) vs. Arkansas, March 11, 2004 in Atlanta, Ga. Opponent: Amu Saaka (Furman), 14, Dec. 22, 2010 in Greenville, S.C.
Played all 40 minutes of regulation:	South Carolina: Devan Downey, 40, vs. Tennessee, March 14, 2008 in Atlanta, Ga. Opponent: Frank Sullivan, Auburn, Jan. 12, 2013 in Columbia, S.C.
A player hit a last-second shot (within 3 seconds) to win a game:	South Carolina: Bruce Ellington vs. Alabama (Jan. 25, 2012) in Columbia, S.C. Opponent: Brian Bryant, Mississippi State, Feb. 29, 2012 in Columbia, S.C.
A player had a double-double:	South Carolina: Michael Carrera (13 points, 13 rebounds), vs. Ole Miss, Feb. 20, 2013 in Columbia, S.C. Opponent: Murphy Holloway (19 points, 13 rebounds) Ole Miss, Feb. 20, 2013 in Columbia, S.C.
Two or more players had a double-double:	S. Carolina: Michael Carrera (23 points, 10 rebounds) and Lakeem Jackson (11 points, 11 rebounds) at LSU, Jan. 16, 2013 in Baton Rouge, La. Opponent: Alex Oriakhi (18 points, 11 rebounds), Earnest Ross (21 points, 10 rebounds) Missouri, Jan. 22, 2013 in Columbia, Mo.
A player had a triple-double:	South Carolina: Sam Muldrow (16 points, 14 rebounds, 10 blocks) vs. Vanderbilt, Jan. 8, 2011 in Columbia *** Only second triple-double in South Carolina history (Chuck Eidson (25 points, 10 rebounds, 10 assists), vs. SC State, Nov. 29, 2002 in Columbia) Opponent: Daniel Hackett (Southern California - 22 points, 10 rebounds, 10 assists), Nov. 17, 2007 in Columbia
Scored 30 or more points in back-to-back games:	South Carolina: Devan Downey, 30 vs. Kentucky (Jan. 26, 2010) in Columbia 33 vs. Georgia (Jan. 30, 2010) in Columbia
Scored 25 or more points in back-to-back games:	South Carolina: Devan Downey, 33 vs. Georgia (Jan. 30, 2010) in Columbia 26 at Tennessee (Feb. 6, 2010) in Knoxville, Tenn.

### A TEAM...

Scored 100 or more points:	South Carolina: 103 vs. The Citadel (Nov. 12, 2007) in Columbia Opponent: 107, Vanderbilt (Feb. 17, 1996) in Nashville, Tenn.
Scored 50 points or less:	South Carolina: 36, vs. Florida, Jan. 30, 2013 in Gainesville, Fla. Opponent: 45, Wofford, Dec. 28, 2011 in Columbia, S.C.
Scored 50 points in a half:	South Carolina: 57 (1st half; Dec. 7, 2012) vs. Jacksonville, Dec. 7, 2012 in Columbia, S.C. Opponent: 51 (2nd half; Nov. 29, 2012) St. John's in Queens, N.Y.
Failed to score 25 points in a half:	South Carolina: 24 (2nd half), at Texas A&M, March 2, 2013 in College Station, Texas Opponent: 23 (1st half) at Georgia, Feb. 23, 2013 in Athens, Ga.

<b>Collected 50 or more rebounds:</b>	South Carolina: 53 vs. WKU, Nov. 27, 2010 in Bowling Green, Ky. Opponent: 52, WKU, Nov. 27, 2010 in Bowling Green, Ky.
<b>Shot 60% or better from the field:</b>	South Carolina: 60.8% (31-51) at Western Carolina (Nov. 18, 2005) in Cullowhee, N.C. Opponent: 69.6% (32-46) Missouri, Feb. 28, 2013 in Columbia, S.C.
<b>Shot 50% or better from the field:</b>	South Carolina: 57.7% (30-52) vs. Arkansas, Jan. 26, 2013 in Columbia, S.C. Opponent: 51.1% (24-47) Miss. State, March 6, 2013 in Columbia, S.C.
<b>Shot less than 30% from the field:</b>	South Carolina: 28.1% (18-64), LSU, Feb. 14, 2013 in Columbia, S.C. Opponent: 25.9% (15-58), USC Upstate (Nov. 23, 2010) in Columbia
<b>Shot 50% or better from 3-point range (at least 10 attempts):</b>	South Carolina: 58.3% (7-12) vs. Arkansas, Jan. 26, 2013 in Columbia, S.C. Opponent 57.1%(12-21) Florida, Jan. 30, 2013 in Gainesville, Fla.
<b>Shot 20% or less from 3-point range (at least 10 attempts):</b>	South Carolina: 18.8% (3-16) Tennessee, Feb. 10, 2013 in Columbia, S.C. Opponent: 12.5% (2-16) Arkansas, Jan. 26, 2013 in Columbia, S.C.
<b>Dished 20 or more assists:</b>	South Carolina: 20, vs. Auburn, Jan. 12, 2013 in Columbia, S.C. Opponent: 22, vs. North Carolina, Nov. 25, 2011 in Las Vegas, Nevada
<b>Made 35 or more shots:</b>	South Carolina: 35 vs. Elon (Nov. 19, 2010) in Columbia Opponent: 35, Tennessee (March 5, 2009) in Columbia
<b>Attempted 80 or more shots:</b>	South Carolina: 83 vs. WKU (Nov. 27, 2010) in Bowling Green, Ky. Opponent: 83, LSU (Feb. 10, 1996) in Columbia
<b>Attempted 70 or more shots:</b>	South Carolina: 72, vs. Providence, Dec. 1, 2011 in Columbia Opponent: 79, WKU (Nov. 27, 2010) in Bowling Green, Ky.
<b>Made 10 or more 3-pointers:</b>	South Carolina: 10 vs. Jacksonville, Dec. 7, 2012 in Columbia, S.C. Opponent: 12, Florida, Jan. 30, 2013 in Gainesville, Fla.
<b>Did not make a 3-pointer:</b>	South Carolina: 0, vs. Milwaukee, Nov. 11, 2012 in Columbia, S.C. Opponent: 0, Miss. State, Jan. 9, 2013 in Starkville, Miss.
<b>Attempted 30 or more 3-pointers:</b>	South Carolina: 31 vs. Alabama, Jan. 25, 2012 in Columbia, S.C. Opponent: 33, Milwaukee, Nov. 11, 2012 in Columbia, S.C.
<b>Attempted 25 or more 3-pointers:</b>	South Carolina: 27 vs. Rider, Nov. 19, 2012 in Columbia, S.C. Opponent: 27, Missouri, Jan. 22, 2013 in Columbia, Mo..
<b>Made 30 or more free throws:</b>	South Carolina: 32 vs. Vanderbilt (Jan. 28, 2009) in Columbia Opponent: 31, Florida (Feb. 3, 2009) in Gainesville, Fla.
<b>Attempted 40 or more free throws:</b>	South Carolina: 44 vs. Georgia Southern (Nov. 16, 2009) in Columbia Opponent: 46, Georgia, Feb. 23, 2013 in Athens, Ga.
<b>Swiped 15 or more steals:</b>	South Carolina: 15 vs. Vanderbilt (Jan. 16, 2010) in Columbia Opponent: 17, Indiana (Nov. 8, 1998) in Indianapolis, Ind.
<b>Blocked 12 or more shots:</b>	South Carolina: 12, vs. Vanderbilt, Jan. 8, 2011 in Columbia Opponent: 13, Syracuse (Jan. 21, 1999) in Syracuse, N.Y.
<b>Blocked 8 or more shots:</b>	South Carolina: 8, LSU, Feb. 14, 2013 in Columbia, S.C. Opponent: 9, Ole Miss, Feb. 20, 2013 in Columbia, S.C.
<b>Won by 30 or more points:</b>	South Carolina: 35 vs. SC State (91-56), Jan. 4, 2011 in Columbia Opponent: 39, Florida, Jan. 30, 2013 in Gainesville, Fla.
<b>Won by 20 or more points:</b>	South Carolina: 21, vs. Arkansas, Jan. 26, 2013 in Columbia, S.C. Opponent: 22, Missouri, Feb. 28, 2013 in Columbia, S.C.
<b>Played a single overtime game:</b>	Win: 82-73 at LSU, Jan. 16, 2013 in Baton Rouge, La. Loss: 62-54 at Georgia, Feb. 23, 2013 in Athens, Ga.
<b>Played a double overtime game:</b>	Win: 87-85 vs. WKU (Nov. 27, 2010) in Bowling Green, Ky. Loss: 98-88 vs. Louisville (Feb. 20, 1988) in Columbia
<b>South Carolina played a No. 1 Team in the country:</b>	Win: 68-62 vs. Kentucky (Jan. 26, 2010) in Columbia Loss: 86-52 loss vs. No. 1/1 Kentucky, Feb. 4, 2012, in Columbia, S.C.
<b>South Carolina played a top-5 opponent:</b>	Win: 68-62 vs. No. 1/1 Kentucky (Jan. 26, 2010) in Columbia Loss: 75-36 loss to No. 4/4 Florida (Jan. 30, 2013) in Gainesville, Fla.
<b>South Carolina played a top-10 opponent:</b>	Win: 68-62 vs. No. 1/1 Kentucky (Jan. 26, 2010) in Columbia Loss: 75-36 loss to No. 4/4 Florida (Jan. 30, 2013) in Gainesville, Fla.
<b>South Carolina played a top-25 opponent:</b>	Win: 83-75 (OT) win over No. 22/24 Vanderbilt, Jan. 8, 2011 in Columbia Loss: 75-36 loss to No. 4/4 Florida (Jan. 30, 2013) in Gainesville, Fla.
<b>South Carolina defeated a ranked opponent:</b>	Home: 83-75 vs. No. 22/24 Vanderbilt (Jan. 8, 2011) in Columbia <u>Away: 77-73 at No. 13/19 Vanderbilt (March 6, 2010) in Nashville, Tenn.</u> SEC Home: 83-75 vs. No. 22/24 Vanderbilt (Jan. 8, 2011) in Columbia SEC Away: 77-73 at No. 13/19 Vanderbilt (March 6, 2010) in Nashville, Tenn. Non-conference away: 85-84 at No. 19/20 Baylor (Jan. 2, 2009) in Waco, Texas
<b>A South Carolina win opened up the season:</b>	Home: 82-75 (OT), vs. Milwaukee, Nov. 11, 2012, in Columbia, S.C. Away: 81-63 win at Western Carolina (Nov. 12, 2005) in Cullowhee, N.C. Neutral: 74-61 win vs. Chaminade (Nov. 19, 2001) in Maui, Hawaii (Maui Invite)
<b>South Carolina opened up SEC play:</b>	Home: 83-75 win vs. No. 22/24 Vanderbilt (Jan. 8, 2011) in Columbia Away: 56-54 loss at Miss. State (Jan. 9, 2013) in Starkville, Miss.



2012-13  
 South Carolina Combined Team Statistics (as of Mar 06, 2013)  
 All games

RECORD:	OVERALL	HOME	AWAY	NEUTRAL
ALL GAMES	14-16	10-8	1-8	3-0
CONFERENCE	4-13	3-6	1-7	0-0
NON-CONFERENCE	10-3	7-2	0-1	3-0

##	Player	gp-gs	min	avg	Total		3-Point		F-Throw		Rebounds				pf	dq	a	to	blk	stl	pts	avg
					fg-fga	fg%	3fg-fga	3fg%	ft-fa	ft%	off	def	tot	avg								
00	PAGE, LaShay	9-9	220	24.4	32-93	.344	14-45	.311	27-31	.871	4	26	30	3.3	16	0	8	14	1	3	105	11.7
01	WILLIAMS, Brenton	29-7	591	20.4	96-210	.457	45-107	.421	80-95	.842	8	39	47	1.6	43	1	36	35	4	22	317	10.9
24	CARRERA, Michael	25-20	530	21.2	85-184	.462	7-16	.438	77-105	.733	71	105	176	7.0	81	5	17	45	15	9	254	10.2
23	ELLINGTON, Bruce	21-17	684	32.6	71-215	.330	19-75	.253	43-69	.623	14	40	54	2.6	55	1	58	62	5	29	204	9.7
02	RICHARDSON, Brian	29-9	555	19.1	80-199	.402	42-109	.385	30-41	.732	20	46	66	2.3	47	0	30	31	12	15	232	8.0
30	JACKSON, Lakeem	30-29	873	29.1	105-187	.561	2-4	.500	21-61	.344	70	112	182	6.1	70	2	57	58	22	22	233	7.8
05	SMITH, Eric	30-25	831	27.7	57-176	.324	17-66	.258	37-56	.661	10	41	51	1.7	43	0	91	66	1	19	168	5.6
25	KACINAS, Mindaugas	29-8	592	20.4	56-108	.519	4-20	.200	34-50	.680	49	65	114	3.9	65	1	21	44	15	9	150	5.2
33	SLAWSON, RJ	30-10	482	16.1	43-96	.448	3-15	.200	38-56	.679	51	52	103	3.4	101	3	15	32	18	16	127	4.2
32	LEONARD, Damien	26-3	397	15.3	36-119	.303	21-72	.292	13-17	.765	19	34	53	2.0	25	0	15	28	1	8	106	4.1
14	CHATKEVICIUS, L.	21-10	259	12.3	30-70	.429	2-6	.333	19-32	.594	24	41	65	3.1	39	1	10	29	9	1	81	3.9
35	STEELE, Brian	5-2	45	9.0	3-10	.300	3-8	.375	2-2	1.000	1	4	5	1.0	10	1	3	3	0	2	11	2.2
55	PHILLIPS, Shane	10-1	31	3.1	2-5	.400	0-3	.000	0-0	.000	0	0	0	0.0	4	0	4	3	0	2	4	0.4
12	CONSTABLE, Austin	4-0	6	1.5	0-2	.000	0-1	.000	0-0	.000	1	0	1	0.3	0	0	0	1	0	0	0	0.0
Team											63	53	116		1		11					
Total.....		30	6096		696-1674	.416	179-547	.327	421-615	.685	405	658	1063	35.4	600	15	365	462	103	157	1992	66.4
Opponents.....		30	6095		714-1584	.451	165-496	.333	468-715	.655	328	651	979	32.6	590	-	392	431	145	247	2061	68.7

TEAM STATISTICS	SC	OPP	Date	Opponent	Score	Att.	
SCORING	1992	2061	& 11/11/12	UW-MILWAUKEE	Wot 82-75	7335	
Points per game	66.4	68.7		11/16/12	MORGAN STATE	w 87-71	8019
Scoring margin	-2.3	-	& 11/19/12	RIDER	w 88-76	7157	
FIELD GOALS-ATT	696-1674	714-1584	11/21/12	ELON	L 53-65	6754	
Field goal pct	.416	.451	^ 11/24/12	vs Missouri State	Wot 74-67	303	
3 POINT FG-ATT	179-547	165-496	^ 11/25/12	vs UALR	w 74-62	276	
3-point FG pct	.327	.333	% 11/29/12	at St. John's	L 65-89	4902	
3-pt FG made per game	6.0	5.5	12/2/12	CLEMSON	L 55-64	10684	
FREE THROWS-ATT	421-615	468-715	12/7/12	JACKSONVILLE	w 91-74	6980	
Free throw pct	.685	.655	12/19/12	APPALACHIAN STATE	w 74-69	8118	
F-Throws made per game	14.0	15.6	12/22/12	vs Manhattan	w 63-57	0	
REBOUNDS	1063	979	12/29/12	PRESBYTERIAN	w 76-60	7344	
Rebounds per game	35.4	32.6	1/5/13	SOUTH CAROLINA STATE	w 80-69	7394	
Rebounding margin	+2.8	-	* 01-09-13	at Mississippi State	L 54-56	6034	
ASSISTS	365	392	* 01-12-13	AUBURN	L 71-74	9117	
Assists per game	12.2	13.1	* 01/16/13	at LSU	Wot 82-73	6654	
TURNOVERS	462	431	* 1/19/13	VANDERBILT	L 51-58	11175	
Turnovers per game	15.4	14.4	* 1-22-13	at Missouri	L 65-71	11830	
Turnover margin	-1.0	-	* 1/26/13	ARKANSAS	w 75-54	10926	
Assist/turnover ratio	0.8	0.9	* 1/30/13	at Florida	L 36-75	10533	
STEALS	157	247	* 2/2/13	GEORGIA	L 56-67	11327	
Steals per game	5.2	8.2	* 02/05/13	at Kentucky	L 55-77	22559	
BLOCKS	103	145	* 2/10/13	TENNESSEE	L 61-66	10101	
Blocks per game	3.4	4.8	* 2/14/13	LSU	L 46-64	7486	
ATTENDANCE	154858	92354	* 2/16/13	at Alabama	L 58-68	13112	
Home games-Avg/Game	18-8603	9-10197	* 2/20/13	OLE MISS	w 63-62	7721	
Neutral site-Avg/Game	-	3-193	* 02/23/13	at Georgia	Lot 54-62	6590	
Score by Periods	1st	2nd	OT	Totals			
South Carolina	954	992	46	1992			
Opponents	955	1075	31	2061			

\* = Conference game  
 & = Hoops For Hope Classic (Columbia, S.C.)  
 ^ = Hoops For Hope Classic (Puerto Vallarta, Mexico)  
 % = SEC/BIG EAST Challenge (Queens, N.Y.)





2012-13  
South Carolina Combined Team Statistics (as of Mar 06, 2013)  
Conference games

RECORD:	OVERALL	HOME	AWAY	NEUTRAL
ALL GAMES	4-13	3-6	1-7	0-0
CONFERENCE	4-13	3-6	1-7	0-0
NON-CONFERENCE	0-0	0-0	0-0	0-0

##	Player	gp-gs	min	avg	Total		3-Point		F-Throw		Rebounds			pf	dq	a	to	blk	stl	pts	avg	
					fg-fga	fg%	3fg-fga	3fg%	ft-fa	ft%	off	def	tot									avg
24	CARRERA, Michael	17-14	372	21.9	59-130	.454	5-14	.357	48-68	.706	49	69	118	6.9	54	4	11	27	8	8	171	10.1
23	ELLINGTON, Bruce	17-17	576	33.9	58-182	.319	17-66	.258	32-52	.615	12	30	42	2.5	45	1	54	51	4	26	165	9.7
01	WILLIAMS, Brenton	16-1	274	17.1	43-112	.384	22-58	.379	39-44	.886	4	20	24	1.5	22	1	18	15	0	10	147	9.2
02	RICHARDSON, Brian	16-7	277	17.3	42-108	.389	22-60	.367	11-17	.647	10	20	30	1.9	20	0	9	14	5	10	117	7.3
30	JACKSON, Lakeem	17-16	456	26.8	42-83	.506	2-3	.667	14-35	.400	32	51	83	4.9	39	2	27	24	13	15	100	5.9
05	SMITH, Eric	17-12	476	28.0	32-100	.320	11-41	.268	19-29	.655	4	20	24	1.4	22	0	36	29	0	9	94	5.5
14	CHATKEVICIUS, L.	14-10	192	13.7	20-53	.377	1-5	.200	17-26	.654	15	33	48	3.4	28	1	4	19	9	1	58	4.1
32	LEONARD, Damien	15-2	253	16.9	21-74	.284	13-46	.283	6-8	.750	14	17	31	2.1	13	0	9	13	0	4	61	4.1
33	SLAWSON, RJ	17-0	263	15.5	21-46	.457	2-10	.200	18-26	.692	24	29	53	3.1	56	1	5	17	9	7	62	3.6
35	STEELE, Brian	3-2	41	13.7	3-9	.333	3-8	.375	0-0	.000	1	3	4	1.3	9	1	3	2	0	1	9	3.0
25	KACINAS, Mindaugas	16-3	246	15.4	15-39	.385	1-7	.143	11-16	.688	13	27	40	2.5	30	0	7	17	2	4	42	2.6
55	PHILLIPS, Shane	4-1	19	4.8	2-3	.667	0-1	.000	0-0	.000	0	0	0	0.0	3	0	3	2	0	2	4	1.0
12	CONSTABLE, Austin	1-0	1	1.0	0-0	.000	0-0	.000	0-0	.000	0	0	0	0.0	0	0	0	0	0	0	0	0.0
Team											34	27	61		1		7					
Total.....		17	3446		358-939	.381	99-319	.310	215-321	.670	212	346	558	32.8	342	11	186	237	50	97	1030	60.6
Opponents.....		17	3445		395-855	.462	96-283	.339	277-423	.655	183	414	597	35.1	323	-	226	253	86	135	1163	68.4

TEAM STATISTICS	SC	OPP	Date	Opponent	Score	Att.
SCORING	1030	1163	* 01-09-13	at Mississippi State	L 54-56	6034
Points per game	60.6	68.4	* 01-12-13	AUBURN	L 71-74	9117
Scoring margin	-7.8	-	* 01/16/13	at LSU	Wot 82-73	6654
FIELD GOALS-ATT	358-939	395-855	* 1/19/13	VANDERBILT	L 51-58	11175
Field goal pct	.381	.462	* 1-22-13	at Missouri	L 65-71	11830
3 POINT FG-ATT	99-319	96-283	* 1/26/13	ARKANSAS	w 75-54	10926
3-point FG pct	.310	.339	* 1/30/13	at Florida	L 36-75	10533
3-pt FG made per game	5.8	5.6	* 2/2/13	GEORGIA	L 56-67	11327
FREE THROWS-ATT	215-321	277-423	* 02/05/13	at Kentucky	L 55-77	22559
Free throw pct	.670	.655	* 2/10/13	TENNESSEE	L 61-66	10101
F-Throws made per game	12.6	16.3	* 2/14/13	LSU	L 46-64	7486
REBOUNDS	558	597	* 2/16/13	at Alabama	L 58-68	13112
Rebounds per game	32.8	35.1	* 2/20/13	OLE MISS	w 63-62	7721
Rebounding margin	-2.3	-	* 02/23/13	at Georgia	Lot 54-62	6590
ASSISTS	186	226	* 2/28/13	MISSOURI	L 68-90	9360
Assists per game	10.9	13.3	* 03/02/13	at Texas A&M	L 56-74	9561
TURNOVERS	237	253	* 3/6/13	MISSISSIPPI STATE	w 79-72	7860
Turnovers per game	13.9	14.9				
Turnover margin	+0.9	-				
Assist/turnover ratio	0.8	0.9				
STEALS	97	135				
Steals per game	5.7	7.9				
BLOCKS	50	86				
Blocks per game	2.9	5.1				
ATTENDANCE	85073	86873				
Home games-Avg/Game	9-9453	8-10859				
Neutral site-Avg/Game	-	0-0				

\* = Conference game  
 & = Hoops For Hope Classic (Columbia, S.C.)  
 ^ = Hoops For Hope Classic (Puerto Vallarta, Mexico)  
 % = SEC/BIG EAST Challenge (Queens, N.Y.)

Score by Periods	1st	2nd	OT	Totals
South Carolina	492	524	14	1030
Opponents	539	611	13	1163



2012-13  
 South Carolina Team Game-by-Game Comparison (as of Mar 07, 2013)  
 All games

Opponent	1st	2nd	Score	Mar	Total FG	FG Pct	3-Pointers	3FG Pct	Free Throws	FT Pct	Rebounds	Assist	T/Over	Block	Steal	Fouls
UW-MILWAUKEE	23/38	43/28	82-75	+7	28-63/26-67	.444/.388	0-11/14-33	.000/.424	26-31/9-19	.839/.474	45/33 +12	11/17	17/15	7/3	5/7	16/24
MORGAN STATE	45/41	42/30	87-71	+16	30-57/28-53	.526/.528	6-16/2-13	.375/.154	21-26/13-20	.808/.650	35/22 +13	10/13	20/20	2/4	5/11	20/20
RIDER	44/37	44/39	88-76	+12	32-60/27-53	.533/.509	13-27/6-14	.481/.429	11-14/16-21	.786/.762	33/23 +10	22/13	18/17	2/2	5/9	20/13
ELON	23/31	30/34	53-65	(12)	18-56/26-57	.321/.456	6-19/8-15	.316/.533	11-17/5-11	.647/.455	43/30 +13	10/13	22/14	5/6	7/12	16/19
Missouri State	28/33	30/25	74-67	+7	22-39/23-59	.564/.390	8-18/5-19	.444/.263	22-28/16-28	.786/.571	33/29 +4	13/7	25/13	5/0	2/10	24/24
UALR	39/22	35/40	74-62	+12	28-50/23-57	.560/.404	6-16/5-16	.375/.313	12-17/11-23	.706/.478	40/25 +15	14/14	21/12	5/3	9/11	20/18
St. John's	26/38	39/51	65-89	(24)	24-65/33-58	.369/.569	5-23/7-14	.217/.500	12-21/16-24	.571/.667	43/31 +12	10/19	12/7	1/9	2/8	17/18
CLEMSON	27/28	28/36	55-64	(9)	18-52/17-39	.346/.436	4-15/3-11	.267/.273	15-22/27-37	.682/.730	36/29 +7	10/8	19/13	4/8	3/10	28/25
JACKSONVILLE	57/30	34/44	91-74	+17	31-56/26-68	.554/.382	10-16/3-20	.625/.150	19-29/19-28	.655/.679	42/31 +11	20/11	17/7	6/8	3/7	25/22
APPALACHIAN STATE	37/35	37/34	74-69	+5	28-61/23-63	.459/.365	5-15/4-14	.333/.286	13-19/19-22	.684/.864	37/40 (3)	18/12	17/17	8/4	4/6	21/24
Manhattan	36/30	27/27	63-57	+6	20-49/18-45	.408/.400	6-20/8-24	.300/.333	17-25/13-24	.680/.542	42/23 +19	10/16	19/13	1/4	6/13	19/21
PRESBYTERIAN	40/24	36/36	76-60	+16	27-56/23-49	.482/.469	7-16/4-13	.438/.308	15-24/10-13	.625/.769	34/25 +9	15/10	9/15	4/4	5/5	14/18
SOUTH CAROLINA STATE	37/29	43/40	80-69	+11	32-71/26-61	.451/.426	4-16/0-7	.250/.000	12-21/17-22	.571/.773	42/41 +1	16/13	9/15	3/4	4/3	18/21
Mississippi State	26/26	28/30	54-56	(2)	20-51/19-49	.392/.388	8-21/0-10	.381/.000	6-11/18-25	.545/.720	38/29 +9	10/8	24/17	5/8	7/14	20/15
AUBURN	39/38	32/36	71-74	(3)	26-57/24-41	.456/.585	8-20/8-18	.400/.444	11-16/18-28	.688/.643	31/24 +7	20/14	15/17	3/3	4/9	24/23
LSU	35/33	34/36	82-73	+9	26-58/26-64	.448/.406	2-14/8-27	.143/.296	28-37/13-16	.757/.813	36/40 (4)	9/15	15/22	2/3	6/9	16/26
VANDERBILT	19/24	32/34	51-58	(7)	14-59/16-37	.237/.432	4-21/6-13	.190/.462	19-25/20-33	.760/.606	33/40 (7)	7/15	7/18	2/2	9/1	24/21
Missouri	35/27	30/44	65-71	(6)	24-65/19-57	.369/.333	6-20/5-27	.300/.185	11-17/28-36	.647/.778	43/44 (1)	9/10	13/13	2/2	6/10	24/19
ARKANSAS	43/26	32/28	75-54	+21	30-52/21-61	.577/.344	7-12/2-16	.583/.125	8-17/10-15	.471/.667	42/26 +16	17/13	18/9	5/5	2/10	13/19
Florida	10/33	26/42	36-75	(39)	14-45/28-53	.311/.528	2-14/12-21	.143/.571	6-9/7-16	.667/.438	24/38 (14)	8/18	17/12	0/3	7/13	15/9
GEORGIA	30/29	26/38	56-67	(11)	19-53/25-43	.358/.581	7-20/6-13	.350/.462	11-13/11-16	.846/.688	27/30 (3)	9/14	10/13	2/6	6/4	19/15
Kentucky	24/45	31/32	55-77	(22)	17-59/27-44	.288/.614	5-23/5-8	.217/.625	16-24/18-28	.667/.643	25/42 (17)	5/13	7/17	3/9	5/3	23/20
TENNESSEE	29/32	32/34	61-66	(5)	20-51/18-41	.392/.439	3-16/3-14	.188/.214	18-25/27-37	.720/.730	30/32 (2)	8/10	13/18	1/6	7/7	22/23
LSU	24/26	22/38	46-64	(18)	18-64/26-59	.281/.441	3-19/3-13	.158/.231	7-13/9-16	.538/.563	34/49 (15)	8/16	12/17	8/3	7/7	16/18
Alabama	24/35	34/33	58-68	(10)	23-51/22-47	.451/.468	5-17/6-19	.294/.316	7-13/18-33	.538/.545	34/31 +3	9/12	20/12	0/7	6/12	22/16
OLE MISS	34/33	29/29	63-62	+1	26-65/24-64	.400/.375	8-19/8-24	.421/.333	3-8/6-9	.375/.667	40/43 (3)	15/11	10/12	8/9	3/8	14/13
Georgia	16/23	37/30	54-62	(8)	18-60/15-48	.300/.313	6-19/4-16	.316/.250	12-24/28-46	.500/.609	39/47 (8)	8/9	16/16	5/6	7/8	29/21
MISSOURI	38/45	30/45	68-90	(22)	24-56/32-46	.429/.696	10-26/6-9	.385/.667	10-14/20-26	.714/.769	20/28 (8)	14/19	10/12	2/5	5/6	21/18
Texas A&M	32/32	24/42	56-74	(18)	18-47/29-54	.383/.537	6-16/7-15	.375/.467	14-20/9-15	.700/.600	34/26 +8	12/15	17/8	1/7	4/8	17/19
MISSISSIPPI STATE	34/32	45/40	79-72	+7	21-46/24-47	.457/.511	9-22/7-20	.409/.350	28-35/17-28	.800/.607	28/28 -	18/14	13/20	1/2	6/6	23/28

Note: Game totals are displayed in the format TEAM/OPPONENT for each category



2012-13  
 South Carolina Category Leaders (as of Mar 07, 2013)  
 All games

Points	G	Pts	Pts/G
WILLIAMS, Brenton	29	317	10.9
CARRERA, Michael	25	254	10.2
JACKSON, Lakeem	30	233	7.8
RICHARDSON, Brian	29	232	8.0
ELLINGTON, Bruce	21	204	9.7
SMITH, Eric	30	168	5.6
KACINAS, Mindaugas	29	150	5.2
SLAWSON, RJ	30	127	4.2
LEONARD, Damien	26	106	4.1
PAGE, LaShay	9	105	11.7
CHATKEVICIUS, L.	21	81	3.9
STEELE, Brian	5	11	2.2

FG Percentage	FG	Att	Pct
JACKSON, Lakeem	105	187	.561
KACINAS, Mindaugas	56	108	.519
CARRERA, Michael	85	184	.462
WILLIAMS, Brenton	96	210	.457
SLAWSON, RJ	43	96	.448
CHATKEVICIUS, L.	30	70	.429
RICHARDSON, Brian	80	199	.402
PHILLIPS, Shane	2	5	.400
PAGE, LaShay	32	93	.344
ELLINGTON, Bruce	71	215	.330
SMITH, Eric	57	176	.324
LEONARD, Damien	36	119	.303

3-Point Percentage	3FG	Att	Pct
JACKSON, Lakeem	2	4	.500
CARRERA, Michael	7	16	.438
WILLIAMS, Brenton	45	107	.421
RICHARDSON, Brian	42	109	.385
STEELE, Brian	3	8	.375
CHATKEVICIUS, L.	2	6	.333
PAGE, LaShay	14	45	.311
LEONARD, Damien	21	72	.292
SMITH, Eric	17	66	.258
ELLINGTON, Bruce	19	75	.253
KACINAS, Mindaugas	4	20	.200
SLAWSON, RJ	3	15	.200

Free Throw Percent	FG	Att	Pct
STEELE, Brian	2	2	1.000
PAGE, LaShay	27	31	.871
WILLIAMS, Brenton	80	95	.842
LEONARD, Damien	13	17	.765
CARRERA, Michael	77	105	.733
RICHARDSON, Brian	30	41	.732
KACINAS, Mindaugas	34	50	.680
SLAWSON, RJ	38	56	.679
SMITH, Eric	37	56	.661
ELLINGTON, Bruce	43	69	.623
CHATKEVICIUS, L.	19	32	.594
JACKSON, Lakeem	21	61	.344

Scoring Average	G	Pts	Avg/G
PAGE, LaShay	9	105	11.7
WILLIAMS, Brenton	29	317	10.9
CARRERA, Michael	25	254	10.2
ELLINGTON, Bruce	21	204	9.7
RICHARDSON, Brian	29	232	8.0
JACKSON, Lakeem	30	233	7.8
SMITH, Eric	30	168	5.6
KACINAS, Mindaugas	29	150	5.2
SLAWSON, RJ	30	127	4.2
LEONARD, Damien	26	106	4.1
CHATKEVICIUS, L.	21	81	3.9
STEELE, Brian	5	11	2.2

Field Goal Attempts	G	Att	Att/G
ELLINGTON, Bruce	21	215	10.2
WILLIAMS, Brenton	29	210	7.2
RICHARDSON, Brian	29	199	6.9
JACKSON, Lakeem	30	187	6.2
CARRERA, Michael	25	184	7.4

Field Goals Made	G	Made	Made/G
JACKSON, Lakeem	30	105	3.5
WILLIAMS, Brenton	29	96	3.3
CARRERA, Michael	25	85	3.4
RICHARDSON, Brian	29	80	2.8
ELLINGTON, Bruce	21	71	3.4

3-Point FG Attempts	G	Att	Att/G
RICHARDSON, Brian	29	109	3.8
WILLIAMS, Brenton	29	107	3.7
ELLINGTON, Bruce	21	75	3.6
LEONARD, Damien	26	72	2.8
SMITH, Eric	30	66	2.2

3-Point FG Made	G	Made	Made/G
WILLIAMS, Brenton	29	45	1.6
RICHARDSON, Brian	29	42	1.4
LEONARD, Damien	26	21	0.8
ELLINGTON, Bruce	21	19	0.9
SMITH, Eric	30	17	0.6

Free Throw Attempts	G	Att	Att/G
CARRERA, Michael	25	105	4.2
WILLIAMS, Brenton	29	95	3.3
ELLINGTON, Bruce	21	69	3.3
JACKSON, Lakeem	30	61	2.0
SMITH, Eric	30	56	1.9
SLAWSON, RJ	30	56	1.9

Free Throws Made	G	Made	Made/G
WILLIAMS, Brenton	29	80	2.8
CARRERA, Michael	25	77	3.1
ELLINGTON, Bruce	21	43	2.0
SLAWSON, RJ	30	38	1.3
SMITH, Eric	30	37	1.2



2012-13  
 South Carolina Category Leaders (as of Mar 07, 2013)  
 All games

Rebounds	G	Reb	Reb/G
JACKSON, Lakeem	30	182	6.1
CARRERA, Michael	25	176	7.0
KACINAS, Mindaugas	29	114	3.9
SLAWSON, RJ	30	103	3.4
RICHARDSON, Brian	29	66	2.3

Rebound Average	G	Reb	Avg/G
CARRERA, Michael	25	176	7.0
JACKSON, Lakeem	30	182	6.1
KACINAS, Mindaugas	29	114	3.9
SLAWSON, RJ	30	103	3.4
PAGE, LaShay	9	30	3.3

Offensive Rebounds	G	No.	Avg/G
CARRERA, Michael	25	71	2.8
JACKSON, Lakeem	30	70	2.3
SLAWSON, RJ	30	51	1.7
KACINAS, Mindaugas	29	49	1.7
CHATKEVICIUS, L.	21	24	1.1

Defensive Rebounds	G	No.	Avg/G
JACKSON, Lakeem	30	112	3.7
CARRERA, Michael	25	105	4.2
KACINAS, Mindaugas	29	65	2.2
SLAWSON, RJ	30	52	1.7
RICHARDSON, Brian	29	46	1.6

Fouls	G	No.	Per/G
SLAWSON, RJ	30	101	3.4
CARRERA, Michael	25	81	3.2
JACKSON, Lakeem	30	70	2.3
KACINAS, Mindaugas	29	65	2.2
ELLINGTON, Bruce	21	55	2.6

Foulsouts	G	No.
CARRERA, Michael	25	5
SLAWSON, RJ	30	3
JACKSON, Lakeem	30	2
CHATKEVICIUS, L.	21	1
KACINAS, Mindaugas	29	1
STEELE, Brian	5	1
ELLINGTON, Bruce	21	1
WILLIAMS, Brenton	29	1

Assists	G	No.	Ast/G
SMITH, Eric	30	91	3.0
ELLINGTON, Bruce	21	58	2.8
JACKSON, Lakeem	30	57	1.9
WILLIAMS, Brenton	29	36	1.2
RICHARDSON, Brian	29	30	1.0

Steals	G	No.	Stl/G
ELLINGTON, Bruce	21	29	1.4
JACKSON, Lakeem	30	22	0.7
WILLIAMS, Brenton	29	22	0.8
SMITH, Eric	30	19	0.6
SLAWSON, RJ	30	16	0.5

Blocked Shots	G	No.	Blk/G
JACKSON, Lakeem	30	22	0.7
SLAWSON, RJ	30	18	0.6
KACINAS, Mindaugas	29	15	0.5
CARRERA, Michael	25	15	0.6
RICHARDSON, Brian	29	12	0.4

Minutes	G	No.	Min/G
JACKSON, Lakeem	30	873	29.1
SMITH, Eric	30	831	27.7
ELLINGTON, Bruce	21	684	32.6
KACINAS, Mindaugas	29	592	20.4
WILLIAMS, Brenton	29	591	20.4

Turnovers	G	No.	TO/G
SMITH, Eric	30	66	2.2
ELLINGTON, Bruce	21	62	3.0
JACKSON, Lakeem	30	58	1.9
CARRERA, Michael	25	45	1.8
KACINAS, Mindaugas	29	44	1.5



2012-13  
South Carolina Team High/Low Analysis (as of Mar 07, 2013)  
All games

South Carolina - TEAM GAME HIGHS

POINTS	91	JACKSONVILLE (12/7/12)
	88	RIDER (11/19/12)
	87	MORGAN STATE (11/16/12)
	82	at LSU (01/16/13)
	82	UW-MILWAUKEE (11/11/12)
FIELD GOALS MADE	32	SOUTH CAROLINA STATE (1/5/13)
	32	RIDER (11/19/12)
FIELD GOAL ATTEMPTS	71	SOUTH CAROLINA STATE (1/5/13)
	65	OLE MISS (2/20/13)
	65	at Missouri (1-22-13)
	65	at St. John's (11/29/12)
FIELD GOAL PERCENTAGE	.577 (30-52)	ARKANSAS (1/26/13)
	.564 (22-39)	vs Missouri State (11/24/12)
3 PT FIELD GOALS MADE	13	RIDER (11/19/12)
	10	MISSOURI (2/28/13)
	10	JACKSONVILLE (12/7/12)
3 PT FG ATTEMPTS	27	RIDER (11/19/12)
	26	MISSOURI (2/28/13)
3 PT FG PERCENTAGE	.625 (10-16)	JACKSONVILLE (12/7/12)
	.583 (7-12)	ARKANSAS (1/26/13)
FREE THROWS MADE	28	MISSISSIPPI STATE (3/6/13)
	28	at LSU (01/16/13)
FREE THROW ATTEMPTS	37	at LSU (01/16/13)
	35	MISSISSIPPI STATE (3/6/13)
FREE THROW PERCENTAGE	.846 (11-13)	GEORGIA (2/2/13)
	.839 (26-31)	UW-MILWAUKEE (11/11/12)
REBOUNDS	45	UW-MILWAUKEE (11/11/12)
	43	at Missouri (1-22-13)
	43	at St. John's (11/29/12)
	43	ELON (11/21/12)
ASSISTS	22	RIDER (11/19/12)
	20	AUBURN (01-12-13)
	20	JACKSONVILLE (12/7/12)
STEALS	9	VANDERBILT (1/19/13)
	9	vs UALR (11/25/12)
BLOCKED SHOTS	8	OLE MISS (2/20/13)
	8	LSU (2/14/13)
	8	APPALACHIAN STATE (12/19/12)
TURNOVERS	25	vs Missouri State (11/24/12)
	24	at Mississippi State (01-09-13)
FOULS	29	at Georgia (02/23/13)
	28	CLEMSON (12/2/12)



2012-13  
South Carolina High/Low Analysis (as of Mar 07, 2013)  
All games

Opponent - GAME HIGHS

POINTS	90	MISSOURI (2/28/13)
	89	at St. John's (11/29/12)
	77	at Kentucky (02/05/13)
	76	RIDER (11/19/12)
	75	at Florida (1/30/13)
	75	UW-MILWAUKEE (11/11/12)
FIELD GOALS MADE	33	at St. John's (11/29/12)
	32	MISSOURI (2/28/13)
FIELD GOAL ATTEMPTS	68	JACKSONVILLE (12/7/12)
	67	UW-MILWAUKEE (11/11/12)
FIELD GOAL PERCENTAGE	.696 (32-46)	MISSOURI (2/28/13)
	.614 (27-44)	at Kentucky (02/05/13)
3 PT FIELD GOALS MADE	14	UW-MILWAUKEE (11/11/12)
	12	at Florida (1/30/13)
3 PT FG ATTEMPTS	33	UW-MILWAUKEE (11/11/12)
	27	at Missouri (1-22-13)
	27	at LSU (01/16/13)
3 PT FG PERCENTAGE	.667 (6-9)	MISSOURI (2/28/13)
	.625 (5-8)	at Kentucky (02/05/13)
FREE THROWS MADE	28	at Georgia (02/23/13)
	28	at Missouri (1-22-13)
FREE THROW ATTEMPTS	46	at Georgia (02/23/13)
	37	TENNESSEE (2/10/13)
	37	CLEMSON (12/2/12)
FREE THROW PERCENTAGE	.864 (19-22)	APPALACHIAN STATE (12/19/12)
	.813 (13-16)	at LSU (01/16/13)
REBOUNDS	49	LSU (2/14/13)
	47	at Georgia (02/23/13)
ASSISTS	19	MISSOURI (2/28/13)
	19	at St. John's (11/29/12)
STEALS	14	at Mississippi State (01-09-13)
	13	at Florida (1/30/13)
	13	vs Manhattan (12/22/12)
BLOCKED SHOTS	9	OLE MISS (2/20/13)
	9	at Kentucky (02/05/13)
	9	at St. John's (11/29/12)
TURNOVERS	22	at LSU (01/16/13)
	20	MISSISSIPPI STATE (3/6/13)
	20	MORGAN STATE (11/16/12)
FOULS	28	MISSISSIPPI STATE (3/6/13)
	26	at LSU (01/16/13)



2012-13  
South Carolina High/Low Analysis (as of Mar 07, 2013)  
All games

South Carolina - GAME LOWS

POINTS	36		at Florida (1/30/13)
	46		LSU (2/14/13)
	51		VANDERBILT (1/19/13)
	53		ELON (11/21/12)
	54		at Mississippi State (01-09-13)
	54		at Georgia (02/23/13)
FIELD GOALS MADE	14		VANDERBILT (1/19/13)
	14		at Florida (1/30/13)
FIELD GOAL ATTEMPTS	39		vs Missouri State (11/24/12)
	45		at Florida (1/30/13)
FIELD GOAL PERCENTAGE	.237	(14-59)	VANDERBILT (1/19/13)
	.281	(18-64)	LSU (2/14/13)
3 PT FIELD GOALS MADE	0		UW-MILWAUKEE (11/11/12)
	2		at LSU (01/16/13)
	2		at Florida (1/30/13)
3 PT FG ATTEMPTS	11		UW-MILWAUKEE (11/11/12)
	12		ARKANSAS (1/26/13)
3 PT FG PERCENTAGE	.000	(0-11)	UW-MILWAUKEE (11/11/12)
	.143	(2-14)	at LSU (01/16/13)
	.143	(2-14)	at Florida (1/30/13)
FREE THROWS MADE	3		OLE MISS (2/20/13)
	6		at Mississippi State (01-09-13)
	6		at Florida (1/30/13)
FREE THROW ATTEMPTS	8		OLE MISS (2/20/13)
	9		at Florida (1/30/13)
FREE THROW PERCENTAGE	.375	(3-8)	OLE MISS (2/20/13)
	.471	(8-17)	ARKANSAS (1/26/13)
REBOUNDS	20		MISSOURI (2/28/13)
	24		at Florida (1/30/13)
ASSISTS	5		at Kentucky (02/05/13)
	7		VANDERBILT (1/19/13)
STEALS	2		vs Missouri State (11/24/12)
	2		at St. John's (11/29/12)
	2		ARKANSAS (1/26/13)
BLOCKED SHOTS	0		at Florida (1/30/13)
	0		at Alabama (2/16/13)
TURNOVERS	7		VANDERBILT (1/19/13)
	7		at Kentucky (02/05/13)
FOULS	13		ARKANSAS (1/26/13)
	14		PRESBYTERIAN (12/29/12)
	14		OLE MISS (2/20/13)



2012-13  
South Carolina High/Low Analysis (as of Mar 07, 2013)  
All games

Opponent - GAME LOWS

POINTS	54	ARKANSAS (1/26/13)
	56	at Mississippi State (01-09-13)
	57	vs Manhattan (12/22/12)
	58	VANDERBILT (1/19/13)
	60	PRESBYTERIAN (12/29/12)
FIELD GOALS MADE	15	at Georgia (02/23/13)
	16	VANDERBILT (1/19/13)
FIELD GOAL ATTEMPTS	37	VANDERBILT (1/19/13)
	39	CLEMSON (12/2/12)
FIELD GOAL PERCENTAGE	.313 (15-48)	at Georgia (02/23/13)
	.333 (19-57)	at Missouri (1-22-13)
3 PT FIELD GOALS MADE	0	SOUTH CAROLINA STATE (1/5/13)
	0	at Mississippi State (01-09-13)
3 PT FG ATTEMPTS	7	SOUTH CAROLINA STATE (1/5/13)
	8	at Kentucky (02/05/13)
3 PT FG PERCENTAGE	.000 (0-7)	SOUTH CAROLINA STATE (1/5/13)
	.000 (0-10)	at Mississippi State (01-09-13)
FREE THROWS MADE	5	ELON (11/21/12)
	6	OLE MISS (2/20/13)
FREE THROW ATTEMPTS	9	OLE MISS (2/20/13)
	11	ELON (11/21/12)
FREE THROW PERCENTAGE	.438 (7-16)	at Florida (1/30/13)
	.455 (5-11)	ELON (11/21/12)
REBOUNDS	22	MORGAN STATE (11/16/12)
	23	RIDER (11/19/12)
	23	vs Manhattan (12/22/12)
ASSISTS	7	vs Missouri State (11/24/12)
	8	CLEMSON (12/2/12)
	8	at Mississippi State (01-09-13)
STEALS	1	VANDERBILT (1/19/13)
	3	SOUTH CAROLINA STATE (1/5/13)
	3	at Kentucky (02/05/13)
BLOCKED SHOTS	0	vs Missouri State (11/24/12)
	2	RIDER (11/19/12)
	2	VANDERBILT (1/19/13)
	2	at Missouri (1-22-13)
	2	MISSISSIPPI STATE (3/6/13)
TURNOVERS	7	at St. John's (11/29/12)
	7	JACKSONVILLE (12/7/12)
FOULS	9	at Florida (1/30/13)
	13	RIDER (11/19/12)
	13	OLE MISS (2/20/13)





2012-13  
 South Carolina Player High/Low Analysis (as of Mar 07, 2013)  
 All games

South Carolina - I N D I V I D U A L G A M E H I G H S

Points	38		WILLIAMS, Brenton vs Mississippi State (3/6/13)
	23		CARRERA, Michael at LSU (01/16/13)
	22		PAGE, LaShay vs Missouri State (11/24/12)
	22		WILLIAMS, Brenton vs Rider (11/19/12)
	20		LEONARD, Damien vs Missouri (2/28/13)
	20		RICHARDSON, Brian vs Arkansas (1/26/13)
	20		RICHARDSON, Brian at Mississippi State (01-09-13)
	20		PAGE, LaShay vs Morgan State (11/16/12)
Field Goals Made	10		WILLIAMS, Brenton vs Mississippi State (3/6/13)
	8		RICHARDSON, Brian vs Arkansas (1/26/13)
	8		ELLINGTON, Bruce vs Auburn (01-12-13)
	8		JACKSON, Lakeem vs South Carolina State (1/5/13)
	8		JACKSON, Lakeem vs Appalachian State (12/19/12)
	8		KACINAS, Mindaugas vs Rider (11/19/12)
Field Goal Att.	19		RICHARDSON, Brian at Mississippi State (01-09-13)
	18		PAGE, LaShay vs UW-Milwaukee (11/11/12)
FG Pct (min 5 made)	1.000	(7-7)	WILLIAMS, Brenton vs UALR (11/25/12)
	.875	(7-8)	JACKSON, Lakeem vs Rider (11/19/12)
3-Point FG Made	6		WILLIAMS, Brenton vs Mississippi State (3/6/13)
	6		LEONARD, Damien vs Missouri (2/28/13)
3-Point FG Att.	11		RICHARDSON, Brian at Mississippi State (01-09-13)
	10		LEONARD, Damien vs Missouri (2/28/13)
3-Pt FG Pct (min 2 made)	1.000	(4-4)	RICHARDSON, Brian vs Jacksonville (12/7/12)
	1.000	(2-2)	ELLINGTON, Bruce vs Arkansas (1/26/13)
	1.000	(2-2)	WILLIAMS, Brenton vs Appalachian State (12/19/12)
	1.000	(2-2)	ELLINGTON, Bruce vs Appalachian State (12/19/12)
Free Throws Made	12		WILLIAMS, Brenton vs Mississippi State (3/6/13)
	9		CARRERA, Michael at LSU (01/16/13)
	9		WILLIAMS, Brenton at LSU (01/16/13)
Free Throw Att.	12		WILLIAMS, Brenton vs Mississippi State (3/6/13)
	10		CARRERA, Michael at LSU (01/16/13)
	10		WILLIAMS, Brenton at LSU (01/16/13)
	10		ELLINGTON, Bruce vs Jacksonville (12/7/12)
FT Pct (min 3 made)	1.000	(12-12)	WILLIAMS, Brenton vs Mississippi State (3/6/13)
	1.000	(8-8)	WILLIAMS, Brenton vs UW-Milwaukee (11/11/12)
	1.000	(6-6)	PAGE, LaShay vs Morgan State (11/16/12)
	1.000	(5-5)	PAGE, LaShay vs Appalachian State (12/19/12)
	1.000	(5-5)	CARRERA, Michael vs UW-Milwaukee (11/11/12)
	1.000	(4-4)	WILLIAMS, Brenton at Texas A&M (03/02/13)
	1.000	(4-4)	CHATKEVICIUS, L. at Missouri (1-22-13)
	1.000	(4-4)	CARRERA, Michael vs Auburn (01-12-13)
	1.000	(4-4)	WILLIAMS, Brenton vs Clemson (12/2/12)
	1.000	(3-3)	SMITH, Eric vs Vanderbilt (1/19/13)
	1.000	(3-3)	KACINAS, Mindaugas vs Clemson (12/2/12)
	1.000	(3-3)	PAGE, LaShay vs UALR (11/25/12)
	1.000	(3-3)	WILLIAMS, Brenton vs Rider (11/19/12)
	1.000	(3-3)	RICHARDSON, Brian vs Rider (11/19/12)
	1.000	(3-3)	WILLIAMS, Brenton vs Morgan State (11/16/12)
Rebounds	15		JACKSON, Lakeem vs UALR (11/25/12)
	15		CARRERA, Michael vs UW-Milwaukee (11/11/12)
Assists	9		SMITH, Eric vs Appalachian State (12/19/12)
	7		SMITH, Eric vs South Carolina State (1/5/13)
	7		SMITH, Eric vs Jacksonville (12/7/12)

Steals	4	WILLIAMS, Brenton at Alabama (2/16/13)
	3	SMITH, Eric at Georgia (02/23/13)
	3	JACKSON, Lakeem vs LSU (2/14/13)
	3	CARRERA, Michael vs Georgia (2/2/13)
	3	ELLINGTON, Bruce vs Vanderbilt (1/19/13)
	3	ELLINGTON, Bruce at LSU (01/16/13)
	3	SMITH, Eric vs UALR (11/25/12)
Blocked Shots	4	JACKSON, Lakeem at Mississippi State (01-09-13)
	3	CHATKEVICIUS, L. at Georgia (02/23/13)
	3	CARRERA, Michael vs Ole Miss (2/20/13)
	3	SLAWSON, RJ vs LSU (2/14/13)
	3	SLAWSON, RJ vs Presbyterian (12/29/12)
	3	KACINAS, Mindaugas vs Appalachian State (12/19/12)
	3	CARRERA, Michael vs UW-Milwaukee (11/11/12)
Turnovers	9	ELLINGTON, Bruce at Mississippi State (01-09-13)
	7	ELLINGTON, Bruce at Florida (1/30/13)
	7	SMITH, Eric vs Manhattan (12/22/12)
Fouls	5	CARRERA, Michael vs Mississippi State (3/6/13)
	5	STEELE, Brian at Texas A&M (03/02/13)
	5	CARRERA, Michael at Georgia (02/23/13)
	5	WILLIAMS, Brenton at Georgia (02/23/13)
	5	JACKSON, Lakeem at Georgia (02/23/13)
	5	CHATKEVICIUS, L. at Alabama (2/16/13)
	5	JACKSON, Lakeem at Alabama (2/16/13)
	5	CARRERA, Michael at Missouri (1-22-13)
	5	SLAWSON, RJ at Missouri (1-22-13)
	5	ELLINGTON, Bruce vs Vanderbilt (1/19/13)
	5	CARRERA, Michael vs Auburn (01-12-13)
	5	KACINAS, Mindaugas vs Clemson (12/2/12)
	5	CARRERA, Michael vs Clemson (12/2/12)
	5	SLAWSON, RJ vs UALR (11/25/12)
	5	SLAWSON, RJ vs Morgan State (11/16/12)



2012-13  
South Carolina Opponent High/Low Analysis (as of Mar 07, 2013)  
All games

OPPONENT INDIVIDUAL GAME HIGHS

Points	30		O'BRYANT,III, Johnny vs LSU (2/14/13)
	28		Turner,Elston at Texas A&M (03/02/13)
	28		AARON, Jordan vs UW-Milwaukee (11/11/12)
	26		HARRISON, D'Angelo at St. John's (11/29/12)
	26		Lindsey, Nurideen vs Rider (11/19/12)
Field Goals Made	13		O'BRYANT,III, Johnny vs LSU (2/14/13)
	12		HEZEKIAH,Matthew vs South Carolina State (1/5/13)
Field Goal Att.	24		AARON, Jordan vs UW-Milwaukee (11/11/12)
	19		O'BRYANT,III, Johnny vs LSU (2/14/13)
FG Pct (min 5 made)	1.000	(6-6)	Oriakhi, Alex vs Missouri (2/28/13)
	1.000	(6-6)	Harrow, Ryan at Kentucky (02/05/13)
	1.000	(6-6)	Greene Jr, Brian vs Auburn (01-12-13)
3-Point FG Made	7		AARON, Jordan vs UW-Milwaukee (11/11/12)
	6		Richards, Shane vs Manhattan (12/22/12)
3-Point FG Att.	14		AARON, Jordan vs UW-Milwaukee (11/11/12)
	11		Henderson,Marshall vs Ole Miss (2/20/13)
	11		HICKEY, Anthony at LSU (01/16/13)
	11		Richards, Shane vs Manhattan (12/22/12)
3-Pt FG Pct (min 2 made)	1.000	(2-2)	Ross, Earnest vs Missouri (2/28/13)
	1.000	(2-2)	Murphy, Erik at Florida (1/30/13)
	1.000	(2-2)	FULLER, Kyle vs Vanderbilt (1/19/13)
	1.000	(2-2)	Greene Jr, Brian vs Auburn (01-12-13)
	1.000	(2-2)	GREENE IV, Phil at St. John's (11/29/12)
	1.000	(2-2)	HAARSMMA, James vs UW-Milwaukee (11/11/12)
Free Throws Made	10		Oriakhi, Alex at Missouri (1-22-13)
	9		Hall, Rod vs Clemson (12/2/12)
Free Throw Att.	13		Mann, Charles at Georgia (02/23/13)
	13		Caldwell-Pope, Ken. at Georgia (02/23/13)
	13		Stokes,Jarnell vs Tennessee (2/10/13)
FT Pct (min 3 made)	1.000	(10-10)	Oriakhi, Alex at Missouri (1-22-13)
	1.000	(8-8)	ADAMS,Adama vs South Carolina State (1/5/13)
	1.000	(7-7)	HUBBARD,Anthony vs Morgan State (11/16/12)
	1.000	(6-6)	Oriakhi, Alex vs Missouri (2/28/13)
	1.000	(6-6)	CANTY, Jay vs Appalachian State (12/19/12)
	1.000	(4-4)	Turner,Elston at Texas A&M (03/02/13)
	1.000	(4-4)	Djurisic, Nemanja at Georgia (02/23/13)
	1.000	(4-4)	McRae,Jordan vs Tennessee (2/10/13)
	1.000	(4-4)	CARMOUCHE, Charles at LSU (01/16/13)
	1.000	(4-4)	FLEMING, Kordario vs Jacksonville (12/7/12)
	1.000	(4-4)	Marcus Marshall vs Missouri State (11/24/12)
	1.000	(3-3)	Jalen Steele vs Mississippi State (3/6/13)
	1.000	(3-3)	Lacey, Trevor at Alabama (2/16/13)
	1.000	(3-3)	Mays, Julius at Kentucky (02/05/13)
	1.000	(3-3)	Poythress, Alex at Kentucky (02/05/13)
	1.000	(3-3)	BASKIN, Tevin vs Appalachian State (12/19/12)
	1.000	(3-3)	TRICE, Jamaal vs Appalachian State (12/19/12)
	1.000	(3-3)	HAYWOOD, Jarvis vs Jacksonville (12/7/12)
	1.000	(3-3)	Neighbour, Will vs UALR (11/25/12)
Rebounds	14		HEZEKIAH,Matthew vs South Carolina State (1/5/13)
	13		Holloway,Murphy vs Ole Miss (2/20/13)
	13		POWELL, Marshawn vs Arkansas (1/26/13)
Assists	9		Pressey, Phil vs Missouri (2/28/13)
	8		CARMOUCHE, Charles vs LSU (2/14/13)

Steals	5	Fred Thomas at Mississippi State (01-09-13)
	5	JACKSON,DeWayne vs Morgan State (11/16/12)
Blocked Shots	5	Noel, Nerlens at Kentucky (02/05/13)
	5	McDaniels, K.J. vs Clemson (12/2/12)
Turnovers	8	JACKSON,DeWayne vs Morgan State (11/16/12)
	7	Craig Sword at Mississippi State (01-09-13)
Fouls	5	Colin Borchert vs Mississippi State (3/6/13)
	5	Craig Sword vs Mississippi State (3/6/13)
	5	Trivante Bloodman vs Mississippi State (3/6/13)
	5	Buckner,Reginald vs Ole Miss (2/20/13)
	5	Chievous,Quinton vs Tennessee (2/10/13)
	5	Oriakhi, Alex at Missouri (1-22-13)
	5	O'BRYANT,III, Johnny at LSU (01/16/13)
	5	Johnson,Noel vs Auburn (01-12-13)
	5	DOWNING, Jordan vs Presbyterian (12/29/12)
	5	Brown, Rhamel vs Manhattan (12/22/12)
	5	BASKIN, Tevin vs Appalachian State (12/19/12)
	5	Harrison, Damarcus vs Clemson (12/2/12)
	5	WINTERS, Ryan vs Elon (11/21/12)
	5	HUBBARD,Anthony vs Morgan State (11/16/12)
	5	AARON, Jordan vs UW-Milwaukee (11/11/12)