



SOUTH CAROLINA BASKETBALL

@GamecockMBB | #Gamecocks | GamecocksOnline.com | #HereSC

2014-15 SCHEDULE

| DATE | OPPONENT | TIME/BROADCAST |
|----------|-----------------------------------|-----------------|
| O. 26 | Benedict + | W, 92-47 |
| N. 14 | North Florida | W, 81-56 |
| N. 18 | RV/RV Baylor \$ | L, 69-65 |
| N. 20 | vs. Cornell % | W, 69-45 |
| N. 21 | vs. Charlotte % | L, 65-63 |
| N. 23 | vs. Akron % | L, 68-63 |
| N. 26 | UNC Asheville | W, 89-75 |
| D. 1 | at Marshall | W, 77-59 |
| D. 6 | RV/RV Oklahoma State ! | W, 75-49 |
| D. 19 | Clemson | W, 68-45 |
| D. 21 | Coker | W, 78-52 |
| D. 30 | North Carolina A&T | W, 91-54 |
| J. 3 | vs. No. 9/9 Iowa State & | W, 64-60 |
| J. 7 | Florida* | L, 72-68 |
| J. 10 | at Ole Miss* | L, 65-49 |
| J. 13 | Alabama* | 9 p.m./ESPNU |
| J. 17 | at Auburn* | 8:30 p.m./ SECN |
| J. 20 | Tennessee* | 9 p.m./ESPNU |
| J. 24 | Kentucky* | 12 p.m./ESPN/2 |
| J. 28 | at LSU* | 7 p.m./ SECN |
| J. 31 | Georgia* | 4 p.m./ESPNU |
| F. 3 | at Arkansas* | 9 p.m./ SECN |
| F. 7 | at Vanderbilt* | 4 p.m./FSN |
| F. 10 | Missouri* | 7 p.m./ SECN |
| F. 14 | at Kentucky* | 2 p.m./ESPN/2 |
| F. 17 | at Georgia* | 7 p.m./ SECN |
| F. 21 | Texas A&M* | 12 p.m./ SECN |
| F. 24 | at Alabama* | 7 p.m./ SECN |
| F. 28 | Mississippi State* | 6 p.m./ SECN |
| M. 5 | Arkansas* | 7 p.m./ESPN/2 |
| M. 7 | at Tennessee* | 4 p.m./FSN |
| M. 11-15 | SEC Tournament (Nashville, Tenn.) | TBD |

All home games in **bold** | All times listed Eastern
 * indicates SEC contest | + indicates exhibition | FSN - Fox Sports | SECN+ - SEC Network + | SECN - SEC Network | CBSSN - CBS Sports Network | \$ - ESPN College Hoops Marathon (Columbia, S.C.) | % - Charleston Classic (Charleston, S.C.) | ! - SEC/Big 12 Challenge (Columbia, S.C.) | & Brooklyn Hoops Presents (Brooklyn, N.Y.)

GAME INFORMATION

Game Date: Tuesday, Jan. 13, 2015
Game Time: 9 p.m. ET
Arena: Colonial Life Arena (18,000)
Broadcast: ESPNU
Talent: Mike Morgan (pxp), Barry Booker (analyst)
Radio: Gamecock Radio Network
Talent: Andy Demetra (pxp), Casey Manning (analyst)
Sirius: 119; XM: N/A
Live Stats: GamecocksOnline.com
Tickets: GamecocksOnline.com
Series: Alabama leads 24-14
Last Meeting: 67-66 Carolina win on Feb. 15, 2014, in Columbia, S.C.

SOUTH CAROLINA (9-5/0-2 SEC) vs. RV/RV ALABAMA (12-3, 2-0 SEC)

Tuesday, Jan. 13 • Colonial Life Arena (18,000) • Columbia, S.C. • 9 p.m. ET



Head Coach: Frank Martin (FIU, '93)
Record At Carolina: 37-43 (3rd season)
Career Record: 154-97 (8th season)
Record vs. Alabama: 3-1

Top scorer: Notice (12.4)
Top rebounder: Kacinas (5.9)
Top assist maker: Stroman (4.1)
Media Relations: Emily Feeny
Twitter: @GamecockMBB

GAMECOCKS



Head Coach: Anthony Grant (Dayton, '87)
Record At UA: 111-74 (6th)
Career Record: 187-99 (9th)
Record vs. S. Carolina: 5-2

Top scorer: Randolph (15.3)
Top rebounder: Kessens (5.7)
Top assist maker: Randolph (2.9)
Media Relations: Aaron Jordan
Twitter: @AlabamaMBB

CRIMSON TIDE

PROBABLE STARTERS

| South Carolina | Ht. | Wt. | Yr. | Hometown | PPG | RPG | MPG |
|-------------------------------|------|-----|-----|---------------------|------|-----|------|
| G - #10 Duane Notice | 6-2 | 221 | So. | Woodbridge, Ontario | 12.4 | 2.9 | 28.3 |
| G - #0 Sindarius Thornwell | 6-5 | 206 | So. | Lancaster, S.C. | 10.9 | 5.5 | 27.3 |
| G - #4 Tyrone Johnson | 6-3 | 195 | Sr. | Plainfield, N.J. | 10.4 | 2.9 | 28.0 |
| F - #21 Demetrius Henry | 6-9 | 215 | So. | Miami, Fla. | 7.1 | 4.2 | 20.4 |
| F - #14 Laimonas Chatkevicius | 6-11 | 251 | Jr. | Klaipeda, Lithuania | 9.5 | 5.4 | 21.3 |

| Alabama | Ht. | Wt. | Yr. | Hometown | PPG | RPG | MPG |
|------------------------|------|-----|-----|----------------------|------|-----|------|
| G - #2 Ricky Tarrant | 6-2 | 190 | Jr. | Pleasant Grove, Ala. | 13.2 | 2.1 | 25.3 |
| G - #20 Levi Randolph | 6-5 | 208 | Sr. | Madison, Ala. | 15.3 | 5.1 | 33.9 |
| G - #21 Rodney Cooper | 6-6 | 218 | Sr. | Hurtsboro, Ala. | 10.9 | 4.1 | 28.4 |
| F - #3 Michael Kessens | 6-9 | 223 | So. | Nyon, Switzerland | 7.4 | 5.7 | 20.8 |
| F - #10 Jimmie Taylor | 6-10 | 240 | So. | Greensboro, Ala. | 4.7 | 5.1 | 23.1 |

TODAY'S GAME

South Carolina hosts Alabama on Tuesday continuing Southeastern Conference play. The matchup is set to tip at 9 p.m. ET and be broadcast on ESPNU. The Gamecocks won last season's meeting vs. the Crimson Tide, 67-66 in Columbia, as then-freshman Sindarius Thornwell sank a free throw with just under six seconds to play to seal the Gamecock victory. Tuesday's contest will feature Mike Morgan (pxp) and Barry Booker (analyst) on the call.

GAME STORYLINES

- South Carolina is in its 107th season of varsity basketball in 2014-15.
- The Gamecocks are led by third-year head coach Frank Martin. His associate head coach is Matt Figger, his assistant coaches are Perry Clark and Lamont Evans, and his director of operations is Andy Assaley.
- South Carolina suffered its second-consecutive loss on Saturday, falling on the road to Ole Miss, 65-49. The Gamecocks struggled on both ends of the floor, hitting just 18-of-49, including a 4-of-20 mark from 3-point range. Ole Miss wasn't much better from the floor, however, they hit 50% from beyond the arc and 81.8% at the free throw line.
- The Gamecocks are 10-7 all-time in home contests vs. the Crimson Tide, including last season's 67-66 thriller.
- South Carolina suffered a 72-68 loss to visiting Florida on Jan. 7 in the SEC opener for both schools in Columbia. The Gamecocks had just one in double figures, with senior guard Ty Johnson posting 20 points. Carolina made just eight baskets in the second half, however, the Gamecocks hit 23-of-27 from the foul line (85.2%) in the contest.
- The loss to Florida snapped a seven-game South Carolina win streak. That streak was the longest for the Gamecocks since the opening of the 2003-04 campaign when Carolina won eight straight.
- South Carolina upset No. 9/9 Iowa State on Jan. 3 in a neutral site matchup vs. the Cyclones at the Barclays Center in Brooklyn, N.Y. Sophomore guard Duane Notice led three Gamecocks in double figures with 15 points,



SOUTH CAROLINA GAMECOCKS

Overall: 9-5; SEC: 0-2; Home: 6-2; Away: 1-1; Neutral: 2-2

| | | | |
|----|--|-----------------------------------------------------------------------------------------------------------------------------------------------------------------------------------------------|--------------------------------------------------------------------------------------------------------------------------------------------------------------------------------------------------------------------------------------------------------------------------------------------------------------------------------------------------------|
| 0 | | SINDARIUS THORNWELL - So. - G - 6-5 - 215 - Lancaster, S.C. MIN PTS RBS AST FG% 3FG% FT% 27.3 10.9 5.5 2.0 36.4 22.2 67.9 | <ul style="list-style-type: none"> Crucial in Carolina's win vs. Iowa State, posting six points in final two minutes, also with key steal/Jan. 5 SEC Player of the Week Struggled with foul trouble vs. Florida, playing just 18 minutes, 5 points and two assists |
| 1 | | MARCUS STROMAN - Fr. - G - 6-2 - 183 - Columbia, S.C. MIN PTS RBS AST FG% 3FG% FT% 21.9 5.0 3.4 4.1 41.4 11.1 58.3 | <ul style="list-style-type: none"> Leads team with 4.1 assists per game this season Posted a team high five assists, while collecting a team best eight rebounds in win vs. Oklahoma State 7 points, 3 assists, 2 steals in season high 29 min. vs. Florida |
| 4 | | TYRONE JOHNSON - Sr. - G - 6-3 - 195 - Plainfield, N.J. MIN PTS RBS AST FG% 3FG% FT% 28.0 10.4 2.9 3.8 43.8 28.1 82.6 | <ul style="list-style-type: none"> Set career high with 21 points vs. Baylor, hitting 9-of-16 attempts from the field in 37 minutes played Second 20-point game of career with 20 points and 3 assists vs. Florida Led team for second-straight game with 13 points vs. Ole Miss. |
| 5 | | TEMARCUS BLANTON - Fr. - G - 6-5 - 209 - Locust Grove, Ga. MIN PTS RBS AST FG% 3FG% FT% - - - - - - - | <ul style="list-style-type: none"> Out for the season after suffering a hip injury which required surgery Averaged 20.2 points and 8.0 rebounds per game as a senior when he helped lead his team to its first region tournament championship victory and state tournament victory |
| 10 | | DUANE NOTICE - So. - G - 6-2 - 212 - Woodbridge, Ontario MIN PTS RBS AST FG% 3FG% FT% 28.3 12.4 2.9 3.0 44.2 36.8 81.3 | <ul style="list-style-type: none"> Dec. 8 co-SEC Player of the Week Led team, 15 points, 4 assists, matched career high with 3 stls. vs. ISU Just 1-of-7 from the floor vs. Florida, five points, two assists vs. Gators Struggled at Ole Miss, hitting just 3-of-10 attempts for 9 points |
| - | | AUSTIN CONSTABLE - Jr. - G - 5-11 - 178 - West Chester, Pa. MIN PTS RBS AST FG% 3FG% FT% - - - - - - - | <ul style="list-style-type: none"> Out for the season after suffering a knee injury. Saw action in three games last season, attempting one shot. |
| 14 | | LAIMONAS CHATKEVICIUS - Jr. - F - 6-11 - 251 - Klaipeda, Lithuania MIN PTS RBS BLK FG% 3FG% FT% 21.3 9.5 5.4 1.6 58.3 44.4 73.9 | <ul style="list-style-type: none"> 12 points on 6-of-8 shooting and three blocks in win vs. Clemson Foul trouble vs. Iowa State, but four points and three rebounds Eight points and two blocks in SEC opener vs. Florida Four rebounds at Ole Miss, also one block |
| 15 | | REGGIE THEUS JR. - So. - F - 6-6 - 221 - Los Angeles, Calif. MIN PTS RBS AST FG% 3FG% FT% 2.4 0.4 0.1 0.0 50.0 0.0 0.0 | <ul style="list-style-type: none"> Saw action in 11 games last season. Saw action vs. North Florida in 2014-15 season opener Saw action vs. Cornell, collecting one steal Scored first basket of the season vs. UNC Asheville |
| 20 | | JUSTIN MCKIE - So. - G - 6-4 - 195 - Columbia, S.C. MIN PTS RBS AST FG% 3FG% FT% 12.9 4.8 2.2 0.4 40.0 29.2 78.9 | <ul style="list-style-type: none"> Tallied career high with 12 points on 5-of-8 shooting at Marshall Solid vs. Clemson, posting five points with one steal Scored six points, with an assist, steal and block in win vs. NC A&T Six points and one block in 15 min vs. Florida |
| 21 | | DEMETRIUS HENRY - So. - F - 6-9 - 226 - Miami, Fla. MIN PTS RBS BLK FG% 3FG% FT% 20.4 7.1 4.2 1.1 49.4 0.0 61.3 | <ul style="list-style-type: none"> Career high with 16 points in win vs. Coker, also 5 rebounds 10 points in win vs. NC A&T Seven points and five rebounds in win vs. Iowa State Six points and four rebounds vs. Florida |
| 24 | | MICHAEL CARRERA - Jr. - F - 6-5 - 212 - Anzoátegui, Venezuela MIN PTS RBS BLK FG% 3FG% FT% 16.7 4.8 4.1 0.8 41.3 50.0 63.2 | <ul style="list-style-type: none"> DNP vs. UNC Asheville, Marshall & OK State due to a concussion Returned vs. Clemson, 6 points, 6 rebs., in just 10 minutes Pulled down five rebounds vs. NC A&T Tied for team high with six rebounds at Ole Miss |
| 25 | | MINDAUGAS KACINAS - Jr. - F - 6-7 - 227 - Klaipeda, Lithuania MIN PTS RBS BLK FG% 3FG% FT% 21.2 6.9 5.9 0.5 56.9 38.5 80.6 | <ul style="list-style-type: none"> Team high 12 rebounds, along with 9 points and 3 assists vs. OK State. Seven points and seven rebounds with two steals in win vs. Coker Team high 16 points, with 7 rebounds and two steals vs. NC A&T 9 points, including two late 3s, and five rebounds vs. Florida |
| 35 | | BRIAN STEELE - Jr. - F - 6-5 - 194 - Greenville, S.C. MIN PTS RBS AST FG% 3FG% FT% 6.5 1.1 0.7 0.5 23.5 23.1 0.0 | <ul style="list-style-type: none"> Saw action in 22 games last season. Saw 15 minutes of play vs. North Florida, scoring six points with two made 3s in the game Scored three points with three rebounds and two assists vs. Cornell |
| 12 | | SHAMIEK SHEPPARD - Fr. - G - 6-6 - 225 - Brooklyn, N.Y. MIN PTS RBS AST FG% 3FG% FT% 8.0 2.5 2.0 0.0 33.3 1.000 0.0 | <ul style="list-style-type: none"> Suffered a knee injury during the summer which required surgery Cleared to return to practice following the break for the holidays Saw first college action vs. NC A&T, scoring three points and collecting two rebounds in five minutes of play/2 points vs. Iowa State |

INTERVIEW POLICIES

All interview requests must be made in advance to SID Emily Feeney in the South Carolina Media Relations Office. Beginning with the start of practice in October, Feeney will release a weekly coach and student-athlete availability schedule to media on Mondays.

Post-Game Interview Policy: After each home game, the visiting coach will address the media first, followed by South Carolina student-athletes then South Carolina head coach Frank Martin. (Depending on deadline, this may be altered on a game-by-game basis).

Road Interview Policy: Interviews with Coach Martin while on the road will be scheduled according to the home post-game media procedure. No student-athlete interviews are allowed until after the game once the team leaves Columbia.

All interviews are to be coordinated through the Media Relations Office. This allows the staff to arrange the interview when it best suits the student-athlete's and the reporter's schedules. Please contact the Media Relations Office in advance to make your interview requests. Media are not permitted to contact student-athletes on their own at any time.

All interviews will take place at the designated media interview site for that day as listed in the weekly availability schedule or in the Media Relations Office.

Dormitory, apartment and cell phone numbers for student-athletes will not be provided to the media. Should you need to conduct a telephone interview with a student-athlete, a call will be placed to you from the student-athlete at a mutually agreeable time.

SOUTH CAROLINA MEDIA RELATIONS

Emily Feeney, primary contact

Associate Director

cell: 803-727-3284

e-mail: efeeney@mailbox.sc.edu

Twitter: @EmilyFeeneySID

Website: www.GamecocksOnline.com

Facebook: www.Facebook.com/gamecocksonline

Twitter: @GamecockMBB

STAT COMPARISON

| | SC | 'BAMA | NCAA Rank |
|--------------------------------|-------|-------|-----------|
| Record | 9-5 | 12-3 | 107/30 |
| Conference Record | 0-2 | 2-0 | - |
| Current Streak | L2 | W6 | - |
| Scoring Avg. | 71.4 | 70.5 | 97/119 |
| Opponent Scoring Avg. | 59.6 | 61.7 | 41/71 |
| Scoring Margin | +11.9 | +8.9 | 38/68 |
| Field Goal % | .448 | .447 | 108/113 |
| Opponent Field Goal % | .348 | .407 | 5/102 |
| 3-Point Field Goal % | .299 | .297 | 296/303 |
| Opponent 3-Point Field Goal % | .289 | .321 | 31/126 |
| 3-Point Field Goal Made PG | 4.7 | 6.3 | 304/181 |
| 3-Point Field Goal Attempts PG | 15.8 | 21.1 | 319/115% |
| Free Throw % | .725 | .742 | 57/27 |
| Opponent Free Throw % | .713 | .651 | - |
| Rebounding Avg. | 39.5 | 34.3 | - |
| Opponent Rebounding Avg. | 32.7 | 33.1 | - |
| Rebounding Margin | +6.8 | +1.2 | 27/158 |
| Turnovers Avg. | 14.2 | 12.1 | 265/85 |
| Opponent Turnover Avg. | 15.6 | 14.6 | - |
| Assists Avg. | 15.4 | 12.1 | 39/212 |
| Blocks Avg. | 5.4 | 3.7 | 27/155 |
| Steals Avg. | 7.7 | 7.9 | 59/54 |

% indicates total attempts

**** NCAA stats as of Jan. 12

BY THE NUMBERS

5th

South Carolina ranks fifth in the country in field goal percentage defense (34.8%) entering Tuesday's matchup vs. Alabama. The Gamecocks have peaked at third in the country in the category this season.

76.9

South Carolina is averaging 76.9 points per game in home games this season, hitting 47.2 percent from the field.

31.1%

One of the keys to Carolina's recent seven-game win streak was holding opponents to a combined 31.1% from the floor, and just 27.2% from 3-point range.

10+

All six of Carolina's home wins this season have been double-digit victories, including its most recent win vs. NC A&T, 91-54, a 37-point win.

A SOUTH CAROLINA WIN WOULD ...

- Snap a two-game losing streak, which matches for the longest losing streak this season for Carolina (Charlotte, Akron).
- Improve Frank Martin's record to 4-1 all-time vs. Alabama.

while senior guard Ty Johnson and sophomore guard Sindarius Thornwell posted 13 apiece. Thornwell notched six of those points in the final two minutes of the game, also collecting his lone steal of the contest to seal the win for Carolina.

- The Gamecocks, then-ranked fourth in the nation in opponent field goal percentage, held Iowa State to just 35.1 percent (20-57) from the field, which was 15 points below their average entering the game at 50.6 percent.

- Carolina and Iowa State combined for just three made 3s in the contest at the Barclays Center, with the Cyclones hitting just one - well below their season average of 8.7 made 3s per game entering the matchup.

- South Carolina received votes in both the AP and USA Today Coaches Top 25 Polls for the week of Jan. 5. It marked the first time that Carolina has received votes in the AP Poll since Jan. 2009, and the first time with votes in the Coaches Poll since March 2006.

- The Gamecocks are in their 24th season of competition in the Southeastern Conference in 2015. Carolina owns a 138-236 (.368) all-time record in SEC play.

- Frank Martin owns a 59-61 (.491) all-time record in conference games.

- South Carolina posted its sixth-straight win with a deciding 91-54 victory over visiting North Carolina A&T on Dec. 30 at Colonial Life Arena. Six Gamecocks scored in double figures, including all five starters, with Mindaugas Kacinas posting a team high 16 off the bench. South Carolina held the Aggies to just 16 points in the first half, and NC A&T hit just 32.7% (18-55) from the field for the game.

- Kacinas' 16 points vs. North Carolina A&T marked the first time that he has led Carolina in scoring this season. He was a perfect 5-of-5 from the field and a flawless 6-of-6 from the charity stripe. He also collected seven rebounds to up his team-leading rebounds per game mark to 6.8.

- South Carolina was a perfect 5-0 during the month of December, and has not suffered a loss since a 68-63 decision vs. Akron on Nov. 23 at the Charleston Classic.

- The Gamecocks posted a 26-point win versus visiting Coker College on Dec. 21 with a final score of 78-52. Four Gamecocks scored in

double-figures, led by sophomore guard Duane Notice's team-best 19 points. Junior forward Michael Carrera pulled down a team high eight rebounds in his second contest back after missing three games due to a concussion.

- In its first game in nearly two weeks due to the break for final exams, South Carolina extended its win streak to four games, and snapped a two-game losing streak to instate rival Clemson with a 68-45 victory over the Tigers at Colonial Life Arena on Dec. 19. In front of 11,992 boisterous fans, sophomore guard Duane Notice dropped 19 points, including a career-best five 3s, and senior point guard Ty Johnson dished a career high nine assists, to pace the Gamecocks to victory. The Gamecocks' win over Clemson was their biggest over the Tigers since the 1971 campaign, and the biggest point spread in the series since 1994.

- South Carolina returns 11 letterwinners from last season's 14-20 team, including starters, sophomore guard Sindarius Thornwell, junior forward Michael Carrera, junior forward Mindaugas Kacinas and sophomore forward Demetrius Henry. Senior guard Tyrone Johnson started nine games before being sidelined with an injury as well.

SCOUTING ALABAMA

Alabama enters Tuesday's matchup with the Gamecocks owning a 12-3 overall record, including a 2-0 mark in SEC games. The Crimson Tide defeated Texas A&M at home in its league opener, and most recently posted a road victory at Tennessee last Saturday. Senior guard Levi Randolph paces the team and ranks eighth in the SEC with 15.3 points per game. Junior guard Ricky Tarrant (13.2) and senior guard Rodney Cooper (10.9) also contribute double-digits. Alabama is currently riding a six-game win streak, defeating UCLA, Stillman, Appalachian State, and North Florida in addition to the above mentioned SEC victories during the stretch. The Crimson Tide ranks among SEC leaders in overall games in free throw percent (2nd, 74.2%), steals (6th, 7.9) and turnover margin (t-3rd, +2.5). Head coach Anthony Grant is in his sixth season at Alabama.

ASSOCIATED PRESS TOP 25

Jan. 12, 2015

| Rk. | Team | Record | Pts. |
|-----|-----------------------|--------|-------|
| 1 | Kentucky (63) | 15-0 | 1,623 |
| 2 | Virginia (2) | 15-0 | 1,561 |
| 3 | Gonzaga | 16-1 | 1,446 |
| 4 | Duke | 14-1 | 1,432 |
| 5 | Villanova | 15-1 | 1,358 |
| 6 | Louisville | 14-2 | 1,264 |
| 7 | Wisconsin | 15-2 | 1,200 |
| 8 | Utah | 13-2 | 1,185 |
| 9 | Kansas | 13-2 | 1,100 |
| 10 | Arizona | 14-2 | 1,037 |
| 11 | Iowa State | 12-2 | 922 |
| 12 | Notre Dame | 15-2 | 903 |
| 13 | Wichita St | 14-2 | 832 |
| 14 | Maryland | 15-2 | 801 |
| 15 | North Carolina | 12-4 | 719 |
| 16 | West Virginia | 14-2 | 627 |
| 17 | Virginia Commonwealth | 13-3 | 578 |
| 18 | Oklahoma | 11-4 | 485 |
| 19 | Arkansas | 13-2 | 431 |
| 20 | Texas | 12-4 | 345 |
| 21 | Seton Hall | 13-3 | 298 |
| 22 | Baylor | 12-3 | 278 |
| 23 | Northern Iowa | 14-2 | 212 |
| 24 | Oklahoma St | 12-3 | 132 |
| 25 | Wyoming | 15-2 | 71 |

Others receiving votes: Ohio State 70, Michigan St 67, Dayton 55, Providence 17, Indiana 15, LSU 12, St. John's 10, Georgetown 7, Alabama 7, NC State 6, Syracuse 3, Green Bay 3, TCU 2, San Diego St 2, Butler 2, Oregon 2, SMU 1, Davidson 1, Hofstra 1, Colorado St 1, Old Dominion 1

Dropped from rankings: Ohio State 22, St. John's 24, Old Dominion 25

USA TODAY COACHES TOP 25

Jan. 12, 2015

| Rk. | Team | Record | Pts. |
|-----|-----------------------|--------|------|
| 1 | Kentucky (31) | 15-0 | 799 |
| 2 | Virginia (1) | 15-0 | 768 |
| 3 | Gonzaga | 16-1 | 713 |
| 4 | Duke | 14-1 | 698 |
| 5 | Villanova | 15-1 | 659 |
| 6 | Wisconsin | 15-2 | 604 |
| 7 | Louisville | 14-2 | 587 |
| 8 | Utah | 13-2 | 556 |
| 9 | Arizona | 14-2 | 548 |
| 10 | Kansas | 13-2 | 521 |
| 11 | Maryland | 15-2 | 455 |
| 12 | Notre Dame | 15-2 | 439 |
| 13 | Iowa State | 12-2 | 418 |
| 14 | Wichita St | 14-2 | 390 |
| 15 | West Virginia | 14-2 | 330 |
| 16 | North Carolina | 12-4 | 328 |
| 17 | Virginia Commonwealth | 13-3 | 244 |
| 18 | Oklahoma | 11-4 | 202 |
| 19 | Arkansas | 13-2 | 196 |
| 20 | Texas | 12-4 | 184 |
| 21 | Seton Hall | 13-3 | 170 |
| 22 | Northern Iowa | 14-2 | 135 |
| 23 | Baylor | 12-3 | 116 |
| 24 | Oklahoma St | 12-3 | 51 |
| 25 | Ohio State | 13-4 | 47 |

Others receiving votes: Michigan St 35, Wyoming 28, Indiana 25, St. John's 25, Dayton 22, Colorado St 20, Georgetown 19, Providence 16, Old Dominion 10, Stanford 10, Alabama 8, San Diego St 6, LSU 5, Syracuse 4, SMU 4, NC State 2, Saint Mary's 1, Rhode Island 1, Ole Miss 1

Dropped from rankings: St. John's 24



SOUTHEASTERN CONFERENCE STANDINGS

As of Jan. 12

| Team | Conference | Overall |
|-------------------|------------|---------|
| Alabama | 2-0 | 12-3 |
| Arkansas | 2-0 | 13-2 |
| Florida | 2-0 | 9-6 |
| Kentucky | 2-0 | 15-0 |
| Auburn | 1-1 | 9-6 |
| LSU | 1-1 | 12-3 |
| Ole Miss | 1-1 | 10-5 |
| Missouri | 1-1 | 7-8 |
| Tennessee | 1-1 | 9-5 |
| Vanderbilt | 1-1 | 11-4 |
| Georgia | 0-2 | 9-5 |
| Mississippi State | 0-2 | 7-8 |
| South Carolina | 0-2 | 9-5 |
| Texas A&M | 0-2 | 9-5 |

COACHES TELECONFERENCE

The weekly SEC men's basketball coaches teleconference will be held every Monday beginning Monday, Jan. 6 through Monday, March 9. The 14 Southeastern Conference men's head basketball coaches will be featured from 10:00 -11:38 a.m. (CT).

Media representatives wishing to participate in the teleconference should contact the SEC Media Relations Department for further details. Each coach will appear on the teleconference for seven minutes, according to the following schedule:

ORDER OF APPEARANCE

(All Times Eastern)

| | |
|-------------------|-------------------------------------|
| 11:00 a.m. | Kevin Stallings, Vanderbilt |
| 11:07 a.m. | Billy Donovan, Florida |
| 11:14 a.m. | Frank Martin, South Carolina |
| 11:21 a.m. | Mark Fox, Georgia |
| 11:28 a.m. | Johnny Jones, LSU |
| 11:35 a.m. | John Calipari, Kentucky |
| 11:42 a.m. | Donnie Tyndall, Tennessee |
| 11:49 a.m. | Mike Anderson, Arkansas |
| 11:56 a.m. | Anthony Grant, Alabama |
| 12:03 a.m. | Bruce Pearl, Auburn |
| 12:10 a.m. | Andy Kennedy, Ole Miss |
| 12:17 a.m. | Rick Ray, Miss. State |
| 12:24 a.m. | Kim Anderson, Missouri |
| 12:31 a.m. | Billy Kennedy, Texas A&M |

In addition, the SEC men's basketball teams who make it to postseason will be on a teleconference on Monday, March 16 beginning at 10:00 a.m. CT.

All SEC basketball teleconferences can be listened to on the internet at www.secsports.com shortly after the conclusion of the teleconference.

CAROLINA BENCH PRODUCTION

| GAME | SC-OPP | DIFF. | SC HIGH BENCH SCORER |
|----------------|--------|-------|----------------------|
| North Florida | 35-8 | +27 | Chatkevicius, 11 |
| Baylor | 14-11 | +3 | Stroman, 10 |
| vs. Cornell | 35-12 | +23 | Kacinas, 10 |
| vs. Charlotte | 19-11 | +8 | Kacinas, 11 |
| vs. Akron | 26-19 | +7 | Chatkevicius, 11 |
| UNC Asheville | 21-16 | +5 | McKie, 8 |
| @Marshall | 20-26 | -5 | McKie, 12 |
| Okla. State | 19-21 | -2 | Kacinas, 9 |
| Clemson | 19-12 | +5 | Carrera/Kacinas, 6 |
| Coker | 11-10 | +1 | Kacinas, 7 |
| NC A&T | 33-31 | +2 | Kacinas, 16 |
| vs. Iowa State | 12-15 | -3 | Carrera/Kacinas, 3 |
| Florida | 24-35 | -11 | Kacinas, 9 |
| @Ole Miss | 11-8 | +3 | Carrera, 5 |
| Alabama | | | |
| @Auburn | | | |
| Tennessee | | | |
| Kentucky | | | |
| @LSU | | | |
| Georgia | | | |
| @Arkansas | | | |
| @Vanderbilt | | | |
| Missouri | | | |
| @Kentucky | | | |
| @Georgia | | | |
| Texas A&M | | | |
| @Alabama | | | |
| Miss. State | | | |
| Arkansas | | | |
| @Tennessee | | | |
| SEC Tourney | | | |
| NCAA Tourney | | | |

SPECIALTY STATS

(PP) points in paint; (OT) points off turnovers; (2nd) second chance points; (FB) fast break points

(South Carolina-Opponent)

| GAME | PP | OT | 2ND | FB |
|-------------------|-------------|-------------|-------------|-------------|
| North Florida | 42-14 | 16-10 | 11-5 | 11-5 |
| Baylor | 30-22 | 19-15 | 8-10 | 10-4 |
| vs. Cornell | 18-14 | 15-14 | 13-4 | 4-4 |
| vs. Charlotte | 30-24 | 18-10 | 6-7 | 6-0 |
| vs. Akron | 38-24 | 17-19 | 17-4 | 8-6 |
| UNC Asheville | 38-16 | 15-20 | 12-8 | 14-10 |
| @Marshall | 41-20 | 25-18 | 10-17 | 17-4 |
| Okla. State | 32-16 | 13-12 | 9-17 | 16-2 |
| Clemson | 28-20 | 13-14 | 10-13 | 7-2 |
| Coker | 50-20 | 19-13 | 16-17 | 12-4 |
| NC A&T | 42-14 | 21-14 | 17-12 | 14-12 |
| vs. Iowa State | 36-32 | 13-17 | 4-12 | 12-10 |
| Florida | 22-26 | 21-14 | 8-9 | 13-6 |
| @Ole Miss | 26-12 | 17-13 | 4-10 | 6-0 |
| Alabama | | | | |
| @Auburn | | | | |
| Tennessee | | | | |
| Kentucky | | | | |
| @LSU | | | | |
| Georgia | | | | |
| @Arkansas | | | | |
| @Vanderbilt | | | | |
| Missouri | | | | |
| @Kentucky | | | | |
| @Georgia | | | | |
| Texas A&M | | | | |
| @Alabama | | | | |
| Miss. State | | | | |
| Arkansas | | | | |
| @Tennessee | | | | |
| SEC Tourney | | | | |
| NCAA Tourney | | | | |
| SC Total | 473 | 242 | 145 | 150 |
| SC Average | 33.7 | 17.3 | 10.4 | 10.7 |
| Opp Total | 274 | 203 | 145 | 69 |
| Opp Average | 19.6 | 14.5 | 10.4 | 4.9 |

UNIVERSITY INFORMATION

| | |
|-------------------------------------------------------|----------------------------|
| Location..... | Columbia, S.C. |
| Founded..... | 1801 |
| Enrollment..... | 31,964 |
| Nickname..... | Gamecocks |
| Colors..... | Garnet (PMS 202) and Black |
| National Affiliation..... | NCAA Division I |
| Conference..... | Southeastern (SEC) |
| Athletics Web Address..... | www.GamecocksOnline.com |
| University Web Address..... | www.sc.edu |
| President..... | Dr. Harris Pastides |
| NCAA Representative..... | Dr. Zach Kelehear |
| Athletics Director..... | Ray Tanner |
| Basketball Administrator/Chief Operating Officer..... | Kevin O'Connell |

BASKETBALL STAFF/INFORMATION

| | |
|-----------------------------------------|-------------------------------------------|
| Head Coach..... | Frank Martin |
| Alma Mater..... | Florida International, '93 |
| Record At South Carolina/Seasons..... | 37-43 (.462), 3rd season |
| Overall Record/Seasons..... | 154-97 (.613), 8th season |
| Assistant Coach..... | Perry Clark (Gettysburg, '74) |
| Assoc. Head Coach/Recruiting Coord..... | Matt Figger (Eastern Kentucky, '95) |
| Assistant Coach..... | Lamont Evans (Kansas State, '09) |
| Director of Basketball Operations..... | Andy Assaley (Cincinnati, '96) |
| Strength & Conditioning Coach..... | Scott Greenawalt (Muskingum College, '98) |
| Athletic Trainer..... | Mark Rodger (Buffalo, '01) |
| Video Coordinator..... | David Kiefer (Kansas State, '07) |
| Student-Athlete Development..... | Doug Edwards (Florida State, '07) |
| Associate Media Relations Director..... | Emily Feeney (Ball State, '03) |
| Home Arena..... | Colonial Life Arena |
| Capacity..... | 18,000 |
| Arena General Manager..... | Lexi Boone |
| Press Row Phone Number..... | 803-777-6182 |

BASKETBALL HISTORY

| | |
|------------------------------------------------------------------------------------------------------------------------------------------------------------------------------------------------------------------------------------|-----------------------------------------------------------------------|
| First Year of Basketball..... | 1908 |
| All-Time Record..... | 1,334-1,192-1 (.528) |
| Overall Postseason Record..... | 25-18 |
| NCAA Tournament Appearances..... | 8 (1971, 1972, 1973, 1974, 1989, 1997, 1998, 2004) |
| NCAA Tournament Record..... | 4-9 |
| Last NCAA Tournament Appearance..... | 2004, L vs. Memphis, 59-43 |
| NIT Appearances..... | 11 (1969, 1975, 1978, 1983, 1991, 1996, 2001, 2002, 2005, 2006, 2009) |
| NIT Record..... | 21-9 |
| Last NIT Appearance..... | 2009, L vs. Davidson, 70-63 |
| Conference Championships/Titles. SoCon Regular Season (1927, 1933, 1934, 1945); SoCon Tournament Champion (1933); ACC Regular Season (1970); ACC Champion (1971); SEC Regular Season (1997); SEC East Division Co-Champions (2009) | |

TEAM INFORMATION

| | |
|--------------------------------------------|----------------------------------------------------------|
| 2013-14 Record..... | 14-20 |
| Southeastern Conference Record/Finish..... | 5-13/13th |
| SEC Tournament Record..... | 2-1 |
| Postseason..... | None |
| Letterwinners Returning/Lost..... | 11/4 |
| Starters Returning/Lost..... | 4/1 |
| | <i>*based on final game starters from 2013-14 season</i> |
| Newcomers..... | 3 |
| Roster Breakdown..... | 3 freshmen, 5 sophomores, 5 juniors, 1 senior |

ALABAMA SERIES

Alabama holds a 24-14 upperhand in the all-time series with South Carolina, but the Gamecocks are 10-7 in home games vs. the Crimson Tide. Alabama has won three of the last five meetings between the two schools, but the Gamecocks have won two-straight in Columbia. Below is a breakdown of the last 10 meetings:

ALABAMA (14-24)

| | | | |
|---------------------------------|---|-------|---|
| H: 10-7; A: 2-12; N: 2-5 | | | |
| F. 3, 2007 | A | 61-64 | L |
| F. 16, 2008 | H | 67-65 | W |
| F. 14, 2009 | A | 75-73 | W |
| M. 3, 2010 | H | 70-79 | L |
| M. 11, 2010 | N | 63-68 | L |
| J. 1, 2011 | A | 47-57 | L |
| J. 25, 2012 | H | 56-54 | W |
| M. 8, 2012 | N | 57-63 | L |
| F. 16, 2013 | A | 58-68 | L |
| F. 15, 2014 | H | 67-66 | W |

THORNWELL SEC PLAYER OF THE WEEK

Sophomore guard Sindarius Thornwell was named SEC Player of the Week on Jan. 5 after averaging 12 points, 6.5 rebounds and two assists as the Gamecocks downed North Carolina A&T and No. 9 Iowa State. It is the first conference player of the week honor for the Lancaster, S.C., native. He earned SEC Freshman of the Week honors three times last season. Thornwell opened the week posting 11 points, five rebounds and two steals, while matching a season high with four assists, and a career high with two blocks vs. North Carolina A&T. He followed that up with 13 points and eight rebounds against No. 9 Iowa State in the Barclays Center in Brooklyn, N.Y. Of those 13 points, ten would come in the second half, including six points in the final two minutes and a key steal to seal the win with 12 seconds left and the Cyclones looking to tie the game down 63-60. The win was Carolina's first over a top-10 opponent since 2010.

BY THE #'S

4.1 - Rookie point guard Marcus Stroman leads the Gamecocks and ranks eighth in the SEC (3rd among rookies in the league) with 4.1 assists per game. In home games, Stroman is averaging 5.0 dimes per outing.

2.1 - Senior guard Tyrone Johnson ranks seventh in the SEC with a 2.1 assist to turnover ratio.

36.7% - Carolina's 36.7 percent from the floor at Ole Miss was a season low in the category.

5.0+ - Seven different Gamecocks average atleast 5.0 points per game, led by sophomore guard Duane Notice's 12.4 points per outing.

11-11 - Senior guard Tyrone Johnson has hit all 11 of his attempts from the charity stripe in league play this season. He is averaging 16.5 points per SEC game.

SHEPPARD RETURNS FROM INJURY

Freshman forward Shamiel Sheppard made his collegiate debut on Dec. 30 vs. North Carolina A&T, after missing the first 10 games of the season due to a knee injury suffered this summer which required surgery. Sheppard battled through the rehab process and was nearly a month ahead of his projected schedule for return. The Brooklyn, N.Y., native played in his second collegiate game at the Barclays Center in Carolina's upset win over No. 9/9 Iowa State on Jan. 3, scoring two points and collecting two rebounds.

UP NEXT

South Carolina travels to face Auburn on Saturday. The Tigers hold a 22-15 upperhand in the all-time series between the two schools, but hold just a slight 9-7 advantage in games played in Auburn. Auburn won two regular-season meetings between the two schools last season, but the Gamecocks snapped a five-game Tiger win streak with a 74-56 win over Auburn in the SEC Tournament. Game time vs. the Tigers is set for 8:30 p.m. ET on the SEC Network.

"QUOTABLE"

"We have had a bad week. Don't discredit Ole Miss, they are a very good basketball team. Andy [Kennedy] has got his guys playing at a high, high level. They are real good. We have had a bad week. We have got to search and figure out who we want to be. Do we want to be the guys who are excited about playing and sacrificing for one another, that made us a halfway decent basketball team, or do we want to be the guys that are lifeless, unenthused, excuse making, which is what we've been all week. We obviously didn't handle success very well, so we're back to square one. It's my job to fix problems and I've got to figure it out." - *South Carolina head coach Frank Martin's opening statement at Ole Miss*

GAMECOCKS IN THE POLLS

South Carolina received votes in both the AP and USA Today Coaches Top 25 Polls for the week of Jan. 5 after their 9-3 non-conference record, capped by an upset win over No. 9/9 Iowa State on Jan. 3. The Gamecocks appear in the AP poll votes for the first time since Jan. 2009, and in the Coaches poll votes for the first time since March 2006.

BREAKDOWN: IOWA STATE WIN

South Carolina's win vs. ninth-ranked Iowa State was the Gamecocks' first win over a top-10 opponent since Jan. 26, 2010, when Carolina defeated top-ranked Kentucky. It was also the Gamecocks' first neutral site win over a ranked opponent since defeating 14th-ranked Tennessee in the 2006 SEC Tournament. The win propelled South Carolina's RPI 43 points, from 129 to 86, and gave the Gamecocks a 9-3 record for non-conference play this season.

OLE MISS NOTABLES

- Senior guard Tyrone Johnson led the Gamecocks in scoring for the second-straight game, marking the fourth time this season he has led or shared the team lead in scoring.
- Sophomore guard Duane Notice matched his season high with five assists vs. the Rebels. He is now averaging 3.0 assists per game this season.
- The Gamecocks fall to 1-12 all-time in games played in Oxford vs. the Rebels.

FLORIDA NOTABLES

- Tyrone Johnson recorded his second 20-point game of the season, the first since scoring a career-high 21 against Baylor.
- South Carolina shot 85.2 percent at the free throw line, the best all season in games with ten or more made free throws. Five different players had perfect nights, with Johnson making all nine for a personal career high.
- Tonight was the first game where the opposition outscored Carolina in the paint. Florida had a 26-22 advantage with a defense that stifled a Gamecock offense that averaged over 35 points in the paint through the first 11 games.

IOWA STATE NOTABLES

- Tonight was the first neutral-site win over a ranked opponent since defeating No. 14 Tennessee in the SEC Tournament on March 10, 2006.
- The win is the team's seventh straight, the most since winning eight in 2003-04.
- Duane Notice scored in double figures for the eight consecutive games and has led the team in scoring five times so far this season. Of his 145 points scored so far in 2014-15, 113 have come in the last six games.
- South Carolina has won six straight games by double figures for the first time since the 1944-45 season.
- In a meeting of top-ten offense versus top-ten defense, it would be South Carolina that would win out all game long. Iowa State was shooting over 50 percent from the field for the season, but the Gamecocks' nationally ranked field goal percentage defense would dictate the pace, holding the Cyclones to just 36 percent overall.

NORTH CAROLINA A&T NOTABLES

- Shamiek Sheppard made his collegiate debut late in the first half. The freshman made a successful return from knee surgery over the summer and played five minutes

for the game. He scored his first points in the closing seconds of the game on a corner 3, much to the delight of the crowd at Colonial Life Arena.

- The six-game win streak is the longest by Carolina under Frank Martin and is the most in a row since the 2010-11 campaign.
- Tonight was the third game scoring over 80 points this season for South Carolina and the first game of the season scoring over 90 points.
- South Carolina has won six straight games by double figures for the first time since the 1944-45 season. (note credit to @GamecockRadio)
- The 37-point win is the largest margin of victory this season and the largest since a 38-point win over Longwood Nov. 9, 2013.
- Along with Mindaugas Kacinas, each of the five starters scored in double figures. Those top six scorers combined to shoot 23-of-38 from the field and 24-of-27 at the free throw line. S

CARRERA NOMINEE FOR NABC GOOD WORKS TEAM

The NABC and Allstate Insurance announced on Dec. 3, its nominees for the NABC Good Works Team. The community service based award recognizes a distinguished group of student-athletes who have demonstrated a commitment to enriching the lives of others and contributing to the great good in their communities. During his time at South Carolina, Carrera has participated in numerous community outreach events, including visiting the Ronald McDonald House, several events with the South Carolina Special Olympics, volunteering at Harvest Hope food bank, visiting with Boy Scout troops, and he participated in a wish with the Make-A-Wish Foundation, among his many other service events.

THORNWELL NAMED SECOND TEAM PRESEASON ALL-SEC

Sophomore guard Sindarius Thornwell was honored with selection to the Preseason All-SEC Second Team last Thursday, the first preseason honor of his career. The Lancaster, S.C., native started all 34 games as a freshman, averaging 13.4 points, 4.1 rebounds 3.0 assists and 1.2 steals in 29.6 minutes per game. After leading all SEC freshmen in scoring and assists in conference games, Thornwell was named to the SEC All-Freshman Team last spring.

2015 SEC TOURNAMENT

The 2015 edition of the SEC Tournament will be held in Nashville, Tenn., at Bridgestone Arena. The tournament was last held in the Music City in 2013. South Carolina owns a 4-4 record in Tournament games played in Nashville. The SEC Network will televise the first three days of the SEC Basketball Tournament (March 11-15), while the semifinals and championship game will be broadcast nationally on ESPN.

SEASON TICKETS, MINI-PLANS FOR SALE

Season tickets for Gamecock men's basketball are still on sale via the South Carolina Ticket Office. Fans should call 1-800-4SC-FANS, or visit www.GamecocksOnline.com/Tickets to purchase. Also available are three Mini-Plans, described below.

Football/Basketball Combo Pack (football, men's and women's basketball)

Football/basketball combo ticket package, which includes one ticket to the football game versus South Alabama (Nov. 22), the men's basketball game versus Clemson (Dec. 19) and the women's basketball game versus Southern California (Nov. 15). Cost for the package is just \$39.

Saturday 5-Game Mini-Plan (men's basketball)

The Saturday 5-Game Mini-Plan includes tickets to Oklahoma State, Georgia, Texas A&M, Mississippi State and Kentucky. Package prices start at \$65 for upper level seats and \$85 for lower level seats, which is a savings of 15%.

Flex Plan (men's basketball)

For \$99 fans will receive eight ticket vouchers redeemable for upper deck tickets to any game except Kentucky.

DOZIER, SILVA SIGN WITH GAMECOCKS

University of South Carolina head men's basketball coach Frank Martin announced on Nov. 13 the signing of **P.J. Dozier** (G - 6-6 - 185 - Columbia, S.C. - Spring Valley High School) and **Chris Silva** (F - 6-8 - 205 - Roselle, N.J. - Roselle Catholic High School) to National Letters of Intent. The duo will join the Gamecocks for the 2015-16 campaign and both will have four years of eligibility beginning next fall. Below is a brief capsule and quote from Martin on each signing.

P.J. Dozier - G - 6-7 - 185 - Columbia, S.C. - Spring Valley High School

Noted as one of the top points guard in the nation and a guard that has a great feel for the game ... Rated the No. 21 prospect in the ESPN 100 and the No. 2 point guard ... Rated as the No. 26 prospect overall and the top prospect in the state according to 247sports.com ... Participated in the NBA Top 100 Camp ... Also participated in the 2012 USA Basketball fall minicamp and was invited to the U-18 US National Team training camp ... Father, Perry (1986-88), and uncle, Terry (1986-89), both played basketball at South Carolina ... Sister, Asia, plays for the Gamecock women's basketball team.

Martin on Dozier:

"I couldn't be happier that P.J. Dozier has decided to stay home. Sindarius Thornwell, Marcus Stroman and Justin McKie, those guys have opened the door for local kids to believe in what we do and for P.J. to believe in what those guys did and believe in what we did makes me extremely excited. A 6-7 guard, who is a point guard, who knows how to play off the ball. He has the ability, just like Chris (Silva) to be a tremendous defender. We are super excited for what those two guys will bring to the table. They complement our team in ways that we need and we are lucky to have both of them."

Chris Silva - F - 6-9 - 205 - Roselle, N.J. - Roselle Catholic High School

Noted as an explosive athlete, good shot blocker and rebounder ... A four-star prospect according to ESPN.com ... Rated the No. 5 prospect in the state and the 96th overall prospect in the ESPN 100 ... A four-star prospect according to 247sports.com, and the No. 4 prospect in the state ... Rated as the No. 21 power forward by 247sports.com ... Averaged 8.8 points, 9.8 rebounds and 2.1 blocks per game during junior season in 2013-14 ... Originally from Gabon.

LAST SEASON VS. ALABAMA

Martin on Silva:

"Chris Silva is a 6-9 forward from New Jersey, who is an unbelievable athlete and fearless in how strong he plays. He can step out and shoot the basketball and block shots with the best of them. Chris is a tremendous young man who is fully committed to the Gamecocks. I couldn't be more excited to add him to our front line, and add his athleticism, toughness and shot-blocking ability."

CAROLINA CALLS, FRANK MARTIN SHOW SCHEDULES ANNOUNCED

Carolina Calls Radio Show Dates

(all shows air from 7-8 p.m. ET on 107.5 The Gamecock Radio Network, and are located at Wild Wing Café in The Vista, unless otherwise noted)

December 4, 11*, 18
January 8*, 15, 22, 29
February 5, 12, 19, 26
March 4, 10

Frank Martin TV Show Dates

(The show will air at 11:30 a.m. ET with multiple reruns; check local listings for all other air times)

December 7, 28
January 4, 11, 18, 25
February 8, 15, 22
March 1, 8

* The Dec. 11 call-in show will be at Wild Wing Café at the Village At Sandhills, and the Jan. 8 show will be at the Wild Wing Café at the Harbison location.

GAME 25 - SOUTH CAROLINA 67, ALABAMA 66 FEB. 15, 2014/COLONIAL LIFE ARENA

COLUMBIA, S.C. - For the second time in three days, South Carolina (10-15, 3-9 SEC) came away with a conference win, topping Alabama (10-15, 4-8 SEC), 67-66, with key plays down the stretch this evening at Colonial Life Arena. The back-to-back SEC wins were the first for Carolina since January 2011, when the team defeated Florida by three on the road and Arkansas in double overtime at home.

Freshman Sindarius Thornwell led the Gamecocks with 22 points, four rebounds and four assists, while Williams added 10 points on 4-of-8 shooting. Senior guard Trevor Releford scored a game-high 27 points to lead the Crimson Tide after only scoring two in the first half.

In a back and forth opening 10 minutes, that saw plenty of defensive pressure that resulted in seven total blocks, freshman guard Jaylen Shaw came off of the bench and connected from beyond the arc at the 9:41 to give the Gamecocks a 12-11 lead. Thornwell followed that with a runner to push the lead to three.

After a layup from Alabama's Nick Jacobs, Shaw hit his second 3-pointer of the half to ignite a 7-0 spurt to give the Gamecocks a 21-13 advantage with under five minutes to play in the half.

With 1:23 left, Thornwell increased his first-half total to nine with a 3 from the top of the key. Eleven seconds later, Thornwell found sophomore forward Brian Steele on the backdoor for a layup to close the half with a 28-19 lead.

The Gamecocks held the Crimson Tide to 25 percent (5-20) from the field in the opening 20 minutes, as they in turn shot 44 percent (11-25). The 19 first-half points is the least allowed for the Gamecocks since the opener this season.

Despite Releford converting on an and-one to start the, Carolina responded by out-scoring the Alabama 11-5 over the next three-plus minutes. Williams scored poured in five points in the spurt on back-to-back field goals. The stretch pushed the lead to 12 with 16:20 on the clock.

A 3-pointer for Alabama from Levi Randolph in the corner with the shot clock expiring brought the Gamecocks' lead back under double-digits. The Crimson Tide continued to close the gap, bringing it within three with an 8-1 run after getting 3s from Randolph and Releford. Sophomore forward Laimonas Chatkevicius ended the run with a jumper in the lane after being fouled, but he was unable to convert on the free throw attempt.

Over the following minutes, Alabama closed its deficit to one and kept it there after going from 6-of-6 from the foul line during a minute stretch. A full court pass from Thornwell to sophomore forward Mindaugas Kacinas for an open layup increased the lead to three, but a 3 from Releford at the top of key tied up the game. That 3-pointer started a stretch of three-straight 3s from the Crimson tied as they took a 60-56 lead with just under four minutes remaining.

A back-door lob from Thornwell to sophomore forward Michael Carrera then brought the deficit to two. On the ensuing possession Releford went left and drove to the basket, but Carrera slid in and took the charge as the senior guard picked up his fourth foul with three minutes to go. Thornwell tied it up a minute later with a floater in the lane, but Releford scored on a layup on the following possession after drawing a foul, but the guard was unable to convert the attempt.

Alabama drove hard to basket with just over a minute remaining, but Carrera and Kacinas converged to come up with a key block. Thornwell took the ball the length of the court, beat his defender, and dropped in a runner to give the Gamecocks a 63-62 lead with one-minute showing on the clock.

On the other end, Alabama guard Rodney Cooper, who had gone 4-of-4 from the line on the day, was fouled. The junior missed the first, but hit the second to level the game. On Carolina's ensuing possession, Carrera backed himself into the paint, put up a hook shot that appeared to be headed in, but bounced out at the last second. Kacinas, though, out-jumped the Alabama defenders surrounding him and tipped in the miss. Down two and with the ball in front of its bench, the Tide found Releford at the top of the key on the inbound pass. The senior rose up and let the attempt go, but the ball got stuck between the rim and backboard. The possession arrow was in favor of the Gamecocks.

With 5.8 seconds on the clock, Thornwell was sent to the foul line. The freshman sank the first and rimmed in the second to extend the lead to four. Releford hit his fourth 3 of the game at the buzzer, but it wasn't enough as Carolina came away with the victory, 67-66.

South Carolina went 23-of-47 (48.9 percent) from the field, while Alabama was 18-of-43 (41.9 percent). The Gamecocks dominated the paint doubling the Crimson Tide's total, 32-16, as well as holding a 15-6 edge in fast break points.

Despite only scoring four points, and fouling out late in the game, freshman guard Duane Notice led the team six assists. Carrera led the Gamecocks on the glass with seven rebounds to go with eight points. For Thornwell, the 22 points on the day was his fifth game in SEC play in which he has scored 20 points or more, tying South Carolina's all-time leading scorer B.J. McKie's mark during his freshman season.

GAME 25



Official Basketball Box Score - Game Totals - Final Statistics
Alabama vs South Carolina
2/15/14 4 p.m. at Columbia, S.C. (Colonial Life Arena)

Alabama 66 • 10-15 (4-8 SEC)

| # | Player | Total | | | 3-Ptr | | | Rebounds | | | PF | TP | A | TO | Bk | Stl | Min |
|----|-------------------|-------|-------|------|-------|----|-----|----------|-----|-----|----|----|---|----|-----|-----|-----|
| | | FG | FGA | FT | FTA | FG | FGA | FT | FTA | Off | | | | | | | |
| 11 | Hale, Shannon | f | 3-8 | 1-3 | 4-6 | 0 | 3 | 3 | 2 | 11 | 1 | 2 | 1 | 1 | 0 | 23 | |
| 15 | Jacobs, Nick | f | 1-3 | 0-0 | 0-0 | 1 | 0 | 1 | 1 | 2 | 0 | 0 | 1 | 0 | 14 | | |
| 00 | Key, Algje | g | 0-2 | 0-0 | 0-1 | 0 | 1 | 1 | 2 | 0 | 0 | 2 | 0 | 0 | 18 | | |
| 12 | Releford, Trevor | g | 7-12 | 4-7 | 9-10 | 1 | 3 | 4 | 4 | 27 | 3 | 2 | 0 | 3 | 36 | | |
| 21 | Cooper, Rodney | g | 3-8 | 0-3 | 5-6 | 2 | 3 | 5 | 4 | 11 | 5 | 2 | 1 | 1 | 32 | | |
| 04 | Engstrom, Carl | | 0-0 | 0-0 | 0-0 | 0 | 0 | 0 | 0 | 0 | 0 | 0 | 0 | 0 | 3 | | |
| 10 | Taylor, Jimmie | | 2-3 | 0-0 | 2-2 | 0 | 0 | 0 | 3 | 6 | 0 | 1 | 1 | 0 | 26 | | |
| 20 | Randolph, Levi | | 2-4 | 2-2 | 0-0 | 1 | 2 | 3 | 2 | 6 | 0 | 1 | 1 | 1 | 25 | | |
| 32 | Obasohan, Retin | | 0-3 | 0-0 | 3-6 | 0 | 3 | 3 | 2 | 3 | 2 | 0 | 0 | 1 | 21 | | |
| 35 | Slaughter, Dakota | | 0-0 | 0-0 | 0-0 | 0 | 0 | 0 | 0 | 0 | 0 | 0 | 0 | 0 | 2 | | |
| | Team | | | | | 2 | 3 | 5 | | | | | | | | | |
| | Totals | | 18-43 | 7-15 | 23-31 | 7 | 18 | 25 | 20 | 66 | 11 | 10 | 5 | 7 | 200 | | |

| | | | | | | | | | |
|-----------------|------|-------|-----------|-------|-------|-------|-------|-------|----------|
| FG % 1st Half: | 5-20 | 25.0% | 2nd half: | 12-23 | 56.5% | Game: | 18-43 | 41.9% | Double |
| 3FG % 1st Half: | 0-4 | 0.0% | 2nd half: | 7-11 | 63.6% | Game: | 7-15 | 46.7% | Rebounds |
| FT % 1st Half: | 9-13 | 69.2% | 2nd half: | 14-18 | 77.8% | Game: | 23-31 | 74.2% | 6,1 |

South Carolina 67 • 10-15 (3-9 SEC)

| # | Player | Total | | | 3-Ptr | | | Rebounds | | | PF | TP | A | TO | Bk | Stl | Min |
|----|----------------------|-------|-------|------|-------|----|-----|----------|-----|-----|----|----|---|----|-----|-----|-----|
| | | FG | FGA | FT | FTA | FG | FGA | FT | FTA | Off | | | | | | | |
| 24 | CARRERA, Michael | f | 2-5 | 0-0 | 4-4 | 2 | 5 | 7 | 3 | 8 | 0 | 1 | 4 | 0 | 24 | | |
| 25 | KACINAS, Mindaugas | f | 3-4 | 0-0 | 0-0 | 1 | 4 | 5 | 3 | 6 | 0 | 1 | 0 | 2 | 26 | | |
| 00 | THORNWELL, Sindarius | g | 6-11 | 1-4 | 9-10 | 1 | 3 | 4 | 2 | 22 | 4 | 4 | 0 | 0 | 36 | | |
| 01 | WILLIAMS, Brenton | g | 4-8 | 2-4 | 0-0 | 2 | 0 | 2 | 2 | 10 | 0 | 0 | 0 | 0 | 30 | | |
| 10 | NOTICE, Duane | g | 2-7 | 0-2 | 0-0 | 1 | 2 | 3 | 5 | 4 | 6 | 4 | 0 | 1 | 35 | | |
| 05 | SHAW, Jaylen | | 3-5 | 2-2 | 0-0 | 0 | 0 | 0 | 0 | 8 | 1 | 1 | 0 | 1 | 17 | | |
| 14 | CHATKEVICIUS, L. | | 2-4 | 0-0 | 3-6 | 1 | 3 | 4 | 4 | 7 | 2 | 0 | 1 | 0 | 21 | | |
| 21 | HENRY, Demetrius | | 0-1 | 0-0 | 0-0 | 0 | 1 | 1 | 3 | 0 | 0 | 1 | 0 | 0 | 9 | | |
| 38 | STEELE, Brian | | 1-2 | 0-1 | 0-0 | 0 | 0 | 0 | 1 | 2 | 0 | 0 | 0 | 0 | 2 | | |
| | Team | | | | | 0 | 1 | 1 | | | | | | | | | |
| | Totals | | 23-47 | 5-13 | 16-20 | 8 | 19 | 27 | 23 | 67 | 13 | 13 | 5 | 4 | 200 | | |

| | | | | | | | | | |
|-----------------|-------|--------|-----------|-------|-------|-------|-------|-------|----------|
| FG % 1st Half: | 11-25 | 44.0% | 2nd half: | 12-22 | 54.5% | Game: | 23-47 | 48.9% | Double |
| 3FG % 1st Half: | 4-9 | 44.4% | 2nd half: | 1-4 | 25.0% | Game: | 5-13 | 38.5% | Rebounds |
| FT % 1st Half: | 2-2 | 100.0% | 2nd half: | 14-18 | 77.8% | Game: | 16-20 | 80.0% | 1,2 |

Officials: Joe Lindsey, Kevin Fehr, Michael Roberts
Technical fouls: Alabama-None, South Carolina-None.
Attendance: 8186

| Score by periods | 1st | 2nd | Total |
|------------------|-----|-----|-------|
| Alabama | 19 | 47 | 66 |
| South Carolina | 28 | 39 | 67 |

| | In | Off | 2nd | Fast |
|--------|-------|-----|--------|-------|
| Points | Paint | T/O | Chance | Break |
| UA | 16 | 12 | 2 | 8 |
| SC | 32 | 6 | 6 | 15 |

Low FO - UA 2nd-00:00, SC 2nd-00:14.
Largest lead - UA by 4 2nd-08:57, SC by 12 2nd-17:08.

Score tied - 7 times.
Lead changed - 4 times.

ROSTER BREAKDOWN

RETURNING STARTERS (4)

Demetrius Henry (forward)
Michael Carrera (forward)
Mindaugas Kacinas (forward)
Sindarius Thornwell (guard)
**based on final game of 2013-14 season*

RETURNING LETTERWINNERS (11)

Michael Carrera
Laimonas Chatkevicius
Austin Constable
Demetrius Henry
Tyrone Johnson
Mindaugas Kacinas
Justin McKie
Duane Notice
Brian Steele
Reggie Theus Jr.
Sindarius Thornwell

GUARDS (8)

TeMarcus Blanton
Austin Constable
Tyrone Johnson
Justin McKie
Duane Notice
Shamiek Sheppard
Marcus Stroman
Sindarius Thornwell

FORWARDS (7)

Michael Carrera
Laimonas Chatkevicius
Demetrius Henry
Mindaugas Kacinas
Shamiek Sheppard
Brian Steele
Reggie Theus Jr.

BY HEIGHT

Austin Constable, 5-11
Duane Notice, 6-2
Marcus Stroman, 6-2
Tyrone Johnson, 6-3
Justin McKie, 6-4
TeMarcus Blanton, 6-5
Michael Carrera, 6-5
Brian Steele, 6-5
Sindarius Thornwell, 6-5
Shamiek Sheppard, 6-6
Reggie Theus Jr., 6-6
Mindaugas Kacinas, 6-7
Demetrius Henry, 6-9
Laimonas Chatkevicius, 6-11

PRONUNCIATION

Lie-MOAN-us Ha-KEVA-chus
Min-DAWG-us Kye-chin-iss
Justin MACK-ee

2014-15 SOUTH CAROLINA ROSTER

ALPHABETICAL

| No. | Name | Pos. | Ht. | Wt. | Cl. | Exp. | Hometown/High/Last School |
|-----|-----------------------|------|------|-----|-----|------|-----------------------------------------------------------------------------|
| 5 | TeMarcus Blanton | G | 6-5 | 209 | FR | HS | Locust Grove, Ga./Luella |
| 24 | Michael Carrera | F | 6-5 | 212 | JR | 2VL | Anzoátegui, Venezuela/Montrose Christian School |
| 14 | Laimonas Chatkevicius | F | 6-11 | 251 | JR | 2VL | Klaipeda, Lithuania/South Kent School |
| - | Austin Constable | G | 5-11 | 178 | JR | 2VL | West Chester, Pa./Henderson |
| 21 | Demetrius Henry | F/C | 6-9 | 226 | SO | 1VL | Miami, Fla./Faith Baptist Christian School |
| 4 | Tyrone Johnson | G | 6-3 | 195 | SR | 2VL | Plainfield, N.J./Montrose Christian School/Villanova |
| 25 | Mindaugas Kacinas | F | 6-7 | 227 | JR | 2VL | Klaipeda, Lithuania/Word of Life Fire Traditional School |
| 20 | Justin McKie | G | 6-4 | 195 | SO | 1VL | Columbia, S.C./Irmo |
| 10 | Duane Notice | G | 6-2 | 212 | SO | 1VL | Woodbridge, Canada/St. Michael's/St. Thomas More (Oakdale, Conn.) |
| 12 | Shamiek Sheppard | G/F | 6-6 | 225 | FR | HS | Brooklyn, N.Y./South Shore/Fishburne Military School (Waynesboro City, Va.) |
| 35 | Brian Steele | F | 6-5 | 194 | JR | 2VL | Greenville, S.C./Wade Hampton School |
| 1 | Marcus Stroman | G | 6-2 | 183 | FR | HS | Columbia, S.C./Keenan |
| 15 | Reggie Theus Jr. | F | 6-6 | 221 | SO | 1VL | Los Angeles, Calif./Fairfax |
| 0 | Sindarius Thornwell | G | 6-5 | 215 | SO | 1VL | Lancaster, S.C./Oak Hill Academy |

NUMERICAL

| No. | Name | Pos. | Ht. | Wt. | Cl. | Exp. | Hometown/High/Last School |
|-----|-----------------------|------|------|-----|-----|------|-----------------------------------------------------------------------------|
| 0 | Sindarius Thornwell | G | 6-5 | 215 | SO | 1VL | Lancaster, S.C./Oak Hill Academy |
| 1 | Marcus Stroman | G | 6-2 | 183 | FR | HS | Columbia, S.C./Keenan |
| 4 | Tyrone Johnson | G | 6-3 | 195 | SR | 2VL | Plainfield, N.J./Montrose Christian School/Villanova |
| 5 | TeMarcus Blanton | G | 6-5 | 209 | FR | HS | Locust Grove, Ga./Luella |
| 10 | Duane Notice | G | 6-2 | 212 | SO | 1VL | Woodbridge, Canada/St. Michael's/St. Thomas More (Oakdale, Conn.) |
| - | Austin Constable | G | 5-11 | 178 | JR | 2VL | West Chester, Pa./Henderson |
| 14 | Laimonas Chatkevicius | F | 6-11 | 251 | JR | 2VL | Klaipeda, Lithuania/South Kent School |
| 15 | Reggie Theus Jr. | F | 6-6 | 221 | SO | 1VL | Los Angeles, Calif./Fairfax |
| 20 | Justin McKie | G | 6-4 | 195 | SO | 1VL | Columbia, S.C./Irmo |
| 21 | Demetrius Henry | F/C | 6-9 | 226 | SO | 1VL | Miami, Fla./Faith Baptist Christian School |
| 24 | Michael Carrera | F | 6-5 | 212 | JR | 2VL | Anzoátegui, Venezuela/Montrose Christian School |
| 25 | Mindaugas Kacinas | F | 6-7 | 227 | JR | 2VL | Klaipeda, Lithuania/Word of Life Traditional School |
| 35 | Brian Steele | F | 6-5 | 194 | JR | 2VL | Greenville, S.C./Wade Hampton School |
| 12 | Shamiek Sheppard | G/F | 6-6 | 225 | FR | HS | Brooklyn, N.Y./South Shore/Fishburne Military School (Waynesboro City, Va.) |

Head Coach: Frank Martin (Florida International, '93)

Associate Head Coach/Recruiting Coordinator: Matt Figger (Eastern Kentucky, '95)

Assistant Coach: Perry Clark (Gettysburg, '74)

Assistant Coach: Lamont Evans (Kansas State, '09)

Director of Basketball Operations: Andy Assaley (Cincinnati, '96)

Strength & Conditioning Coach: Scott Greenawalt (Muskingum College, '98)

Athletic Trainer: Mark Rodger (Buffalo, '01)

Video Coordinator: David Kiefer (Kansas State, '07)


Student-Athlete Development: Doug Edwards (Florida State, '07)

TOP RETURNING...

Scorer..... Sindarius Thornwell, 13.4 ppg
Rebounder..... Michael Carrera, 5.6 rpg
Assist Maker..... Tyrone Johnson, 3.4 apg
FG Shooter *..... Mindaugas Kacinas, 55.6%
3-Point FG Shooter \$..... Sindarius Thornwell, 37.0%
FT Shooter \$..... Tyrone Johnson, 75.3%
Shot Blocker..... Michael Carrera, 0.9 bpg
Steal Maker..... Sindarius Thornwell, 1.17 spg

* at least 100 attempts

\$ at least 50 attempts



HEAD COACH FRANK MARTIN

EIGHTH SEASON OVERALL | 153-97 (.613) | THIRD SEASON AT SOUTH CAROLINA | 37-43 (.462)

THE MARTIN FILE

COACHING

EXPERIENCE

30th year

COLLEGE EXPERIENCE

15th season

COLLEGE HEAD COACH EXPERIENCE

8th season

HIRE DATE AT CAROLINA

March 27, 2012

PERSONAL

HOMETOWN

Miami, Fla.

ALMA MATER

Florida International, 1993 (B.A. Physical Ed.)

FAMILY

Wife, Anya

Children, Brandon, Amalia and Christian

COACHING RESUME

HIGH SCHOOL

Miami Senior High, 1985-93

Varsity Boys' Assistant Coach

Junior Varsity Boys' Head Coach

North Miami High, Head Coach, 1993-95

Miami Senior High, Head Coach, 1995-98

B.T. Washington High, Head Coach, 1999-2000

COLLEGE ASSISTANT COACH

Northeastern, 2000-04

Cincinnati, 2004-06

Kansas State, 2006-07

COLLEGE HEAD COACH

Kansas State, 2007-12

South Carolina, 2012-present

Frank Martin was named the head men's basketball coach at the University of South Carolina on March 27, 2012, becoming the 32nd head coach in the history of the South Carolina program, which enters its 107th season as a varsity sport in 2014-15. Martin owns a 145-92 (.611) overall record as a head coach, entering his eighth season overall, and third season at South Carolina.

Since his appointment as head coach in Columbia, Martin, 48, has become a fixture in the community. He has spoken at numerous events, including Gamecock Club Fan Fests, numerous community council and rotary club events, coaching clinics, and the Fathers and Families Decades of Dads event, among others. He was also selected as a Court Coach for USA Basketball in June 2012, assisting Florida head coach Billy Donovan with the Men's U18 National Team training camp in Colorado Springs, Colo., at the U.S. Olympic Training Center. The camp was used to determine the 12-member roster that represented the USA at the 2012 FIBA Americas U18 Championship in late June.

Martin was honored again during the summer of 2013, serving as an assistant coach for the United States on head coach Bob McKillop's staff alongside Michigan head coach John Beilein for the U.S. Men's World University Games team. The squad spent time in Colorado Springs at training camp, before embarking on a two-week journey to Kazan, Russia, in early July, for the event. He furthered his international coaching experience as head coach of USA East Coast during the summer of 2014, which represented the United States at the Tallinn Cup in Estonia.

During his first season (2012-13) in Columbia, Martin led his squad to a 14-18 record, which included a 4-14 mark in SEC contests. The Garnet and Black captured the Hoops For Hope

Classic tournament crown after posting a 4-0 record competing in the event with home victories over Milwaukee and Rider, before defeating Missouri State in overtime, and UALR in Puerto Vallarta, Mexico, over the Thanksgiving holiday. Freshman forward Michael Carrera was honored after the conclusion of the regular season with selection to the 2013 SEC All-Freshman Team, as voted on by the league's head coaches. During the spring of 2013, the Gamecock coaching staff signed seven freshmen, while welcoming Villanova transfer Ty Johnson to the team, a recruiting class which ranked No. 23 in the nation according to ESPN.com.

Martin's second season (2013-14) leading the Gamecocks saw the squad win four of its final six games of the year, including two games in the SEC Tournament, marking the first Tournament wins for the Gamecocks since the 2008 campaign. Martin and his staff put together a non-conference schedule that challenged his team to prepare for the rigors of the SEC campaign. The Gamecocks posted several quality victories, including a win versus Saint Mary's at the Hawaiian Airlines Diamond Head Classic in December, and home victories versus Alabama, Vanderbilt and No. 17 Kentucky to name a few.

Martin tutored his second SEC All-Freshman Team honoree in as many seasons, as rookie guard Sindarius Thornwell led all freshmen in the SEC in league games in points (15.6) and assists (4.0) to earn a spot on the postseason team. Thornwell also garnered three SEC Freshman of the Week awards, and was named the Feb. 18 Wayman Tisdale National Freshman of the Week.

A native of Miami, Fla., Martin earned his bachelor's degree in physical education from Florida International in 1993. He and his wife, Anya, have three children, Brandon, Amalia and Christian.

MARTIN'S CAREER RECORD, YEAR-BY-YEAR

| YEAR | RECORD | CONFERENCE (FINISH) | POSTSEASON |
|---------------|----------------------|---------------------|--------------------------------|
| 2007-08 | 21-12 | 10-6 (3rd) | 1-1; NCAA 2nd Round |
| 2008-09 | 22-12 | 9-7 (t4th) | 1-1; NIT |
| 2009-10 | 29-8 | 11-5 (t2nd) | 3-1; NCAA Elite Eight |
| 2010-11 | 23-11 | 10-6 (t3rd) | 1-1; NCAA Third Round |
| 2011-12 | 22-11 | 10-8 (5th) | 1-1; NCAA Third Round |
| 2012-13 | 14-18 | 4-14 (t12th) | - |
| 2013-14 | 14-20 | 5-13 (13th) | - |
| 2014-15 | 9-5 | 0-2 | - |
| Totals | 154-97 (.613) | 59-61 (.491) | 7-5 (.583)/4 NCAA/1 NIT |

2014-15 RADIO/TV SPOT CHART



#0

SINDARIUS THORNWELL
So. - G - 6-5 - 215
Lancaster, S.C.
Oak Hill Academy



#1

MARCUS STROMAN
Fr. - G - 6-2 - 183
Columbia, S.C.
Keenan



#4

TYRONE JOHNSON
Sr. - G - 6-3 - 195
Plainfield, N.J.
Montrose Christian/
Villanova



#5

TEMARCUS BLANTON
Fr. - G - 6-5 - 209
Locust Grove, Ga.
Luella




#10

DUANE NOTICE
So. - G - 6-2 - 212
Woodbridge, Ontario
St. Thomas More
(Oakdale, Conn.)



#12

SHAMIEK SHEPPARD
Fr. - G/F - 6-6 - 225
Brooklyn, N.Y.
Fishburne Military
School



#14

LAIMONAS CHATKEVICIUS
Jr. - F - 6-11 - 251
Klaipeda, Lithuania
South Kent School
(South Kent, Conn.)



#15

REGGIE THEUS JR.
So. - F - 6-6 - 221
Los Angeles, Calif.
Fairfax



#20

JUSTIN MCKIE
So. - G - 6-4 - 195
Columbia, S.C.
Irmo



#21

DEMETRIUS HENRY
So. - F - 6-9 - 226
Miami, Fla.
Faith Baptist Christian
School




#24

MICHAEL CARRERA
Jr. - F - 6-5 - 212
Anzoátegui, Venezuela
Montrose Christian



#25

MINDAUGAS KACINAS
Jr. - F - 6-7 - 227
Klaipeda, Lithuania
Word of Life Fire



#35

BRIAN STEELE
Jr. - F - 6-5 - 194
Greenville, S.C.
Wade Hampton



#12

AUSTIN CONSTABLE
Jr. - G - 5-11 - 178
West Chester, Pa.
Henderson



FRANK MARTIN
Head Coach

GAMECOCKS' RECORD WHEN ...

| | |
|------------------------------------------------|-----|
| At home | 6-2 |
| On the road | 1-1 |
| At neutral sites | 2-2 |
| In overtime | 0-0 |
| vs. Top 25 team | 1-0 |
| vs. Top 10 team | 1-0 |
| vs. Top 3 team | 0-0 |
| Leading at half | 8-2 |
| Trailing at half | 1-3 |
| Tied at half | 0-0 |
| Shooting 50% or better | 3-0 |
| Shooting between 39-49% | 5-4 |
| Shooting less than 39% | 1-1 |
| Opp. shooting 50% or better | 0-0 |
| Opp. shooting between 39-49% | 2-5 |
| Opp. shooting less than 39% | 7-0 |
| Shooting better than opp. | 9-0 |
| Shooting worse than/equal to opp. | 0-5 |
| Starters out-score opp. starters | 7-1 |
| Opp. starters score/equal more | 2-4 |
| Bench out-scores opp. bench | 6-4 |
| Opp. bench scores/equals more | 3-1 |
| Having more FTs than opp. | 7-0 |
| Having equal/less FTs than opp. | 2-5 |
| Have more TOs than opp. | 1-2 |
| Having equal/less TOs than opp. | 8-3 |
| Having more rebounds than opp. | 8-3 |
| Having equal/less rebounds than opp. | 1-2 |
| Making 6 or more 3FGs | 4-0 |
| Having 15 or more assists | 7-1 |
| Score more points in paint than opp. | 9-4 |
| Scoring equal/less points in paint than opp. | 0-1 |
| Scoring more points off TOs than opp. | 7-3 |
| Scoring equal/less points off TOs than opp. | 3-2 |
| Scoring more 2nd-chance points than opp. | 5-1 |
| Scoring equal/less 2nd-chance points than opp. | 5-4 |
| Scoring more fast break points than opp. | 9-5 |
| Scoring equal/less fast break points than opp. | 0-0 |
| Wearing white uniforms | 7-4 |
| Wearing Garnet uniforms | 1-0 |
| Wearing Black uniforms | 1-1 |
| Wearing Gray Uniforms | 0-0 |
| Playing on live TV/live broadcast | 9-5 |
| Playing in November | 3-3 |
| Playing in December | 5-0 |
| Playing in January | 1-2 |
| Playing in February | 0-0 |
| Playing in March | 0-0 |
| Playing a day-game | 2-2 |
| Playing a night-game | 7-3 |
| Playing on Sunday | 1-1 |
| Playing on a Monday | 1-0 |
| Playing on a Tuesday | 1-1 |
| Playing on a Wednesday | 1-1 |
| Playing on a Thursday | 1-0 |
| Playing on a Friday | 2-1 |
| Playing on a Saturday | 2-1 |
| Scoring margin is 5 points or less | 1-4 |
| Margin is between 6-10 | 0-0 |
| Margin is between 11-20 | 2-1 |
| Margin is more than 20 | 6-0 |
| Scoring 59 points or less | 0-1 |
| Scoring 60-69 points | 3-4 |
| Scoring 70-79 points | 3-0 |
| Scoring 80-89 points | 2-0 |
| Scoring 90-99 points | 1-0 |
| Scoring 100+ points | 0-0 |

MISCELLANEOUS

| | |
|----------------------|----|
| Current streak | L2 |
| Home court streak | L1 |
| Away streak | L1 |
| Neutral court streak | W1 |

2014-15 SUPERLATIVES

(tied for team lead also included)

| Scoring Leaders | '14-15 | Career |
|-----------------------|--------|--------|
| Demetrius Henry | 1 | 1 |
| Tyrone Johnson | 4 | 8* |
| Sindarius Thornwell | 3 | 15 |
| Laimonas Chatkevicius | 1 | 1 |
| Duane Notice | 5 | 8 |
| Mindaugas Kacinas | 1 | 3 |

| Rebounding Leaders | '14-15 | Career |
|-----------------------|--------|--------|
| Mindaugas Kacinas | 4 | 17 |
| Demetrius Henry | 2 | 4 |
| Sindarius Thornwell | 5 | 9 |
| Laimonas Chatkevicius | 2 | 8 |
| Michael Carrera | 2 | 29 |
| Tyrone Johnson | 1 | 4* |

| Assists Leaders | '14-15 | Career |
|---------------------|--------|--------|
| Marcus Stroman | 7 | 7 |
| Sindarius Thornwell | 1 | 18 |
| Tyrone Johnson | 4 | 14* |
| Duane Notice | 5 | 20 |

| Blocks Leaders | '14-15 | Career |
|-----------------------|--------|--------|
| Demetrius Henry | 5 | 16 |
| Michael Carrera | 3 | 23 |
| Sindarius Thornwell | 5 | 14 |
| Tyrone Johnson | 2 | 2* |
| Marcus Stroman | 1 | 1 |
| Laimonas Chatkevicius | 8 | 24 |
| Shamiek Sheppard | 1 | 1 |
| Mindaugas Kacinas | 1 | 16 |

| Steals Leaders | '14-15 | Career |
|-----------------------|--------|--------|
| Marcus Stroman | 3 | 3 |
| Sindarius Thornwell | 5 | 15 |
| Tyrone Johnson | 6 | 6* |
| Mindaugas Kacinas | 2 | 12 |
| Justin McKie | 1 | 2 |
| Laimonas Chatkevicius | 1 | 4 |
| Duane Notice | 2 | 6 |

| Double-Figure Scoring | '14-15 | Career |
|-----------------------|--------|--------|
| Tyrone Johnson | 9 | 19* |
| Demetrius Henry | 4 | 7 |
| Laimonas Chatkevicius | 6 | 13 |
| Michael Carrera | 2 | 19 |
| Sindarius Thornwell | 9 | 30 |
| Marcus Stroman | 1 | 1 |
| Mindaugas Kacinas | 3 | 13 |
| Duane Notice | 8 | 21 |
| Justin McKie | 1 | 1 |

| 20+ points | '14-15 | Career |
|---------------------|--------|--------|
| Tyrone Johnson | 2 | 2* |
| Sindarius Thornwell | 1 | 8 |
| Duane Notice | 2 | 3 |

| 30+ points | '14-15 | Career |
|------------|--------|--------|
| - | - | - |

| Double-Figure Rebounding | '14-15 | Career |
|--------------------------|--------|--------|
| Mindaugas Kacinas | 3 | 10 |
| Laimonas Chatkevicius | 1 | 2 |
| Sindarius Thornwell | 1 | 3 |

| 5+ assists | '14-15 | Career |
|----------------|--------|--------|
| Marcus Stroman | 5 | 5 |
| Duane Notice | 2 | 7 |
| Tyrone Johnson | 5 | 8* |

| 3+ steals | '14-15 | Career |
|---------------------|--------|--------|
| Marcus Stroman | 1 | 1 |
| Tyrone Johnson | 2 | 2* |
| Sindarius Thornwell | 2 | 6 |
| Mindaugas Kacinas | 1 | 1 |
| Duane Notice | 2 | 2 |

| 2+ blocks | '14-15 | Career |
|-----------------------|--------|--------|
| Michael Carrera | 2 | 16 |
| Laimonas Chatkevicius | 8 | 17 |
| Demetrius Henry | 4 | 10 |
| Mindaugas Kacinas | 1 | 11 |
| Sindarius Thornwell | 2 | 6 |

| Double-Doubles | '14-15 | Career |
|-----------------------|--------|--------|
| Mindaugas Kacinas | 1 | 3 |
| Laimonas Chatkevicius | 1 | 1 |
| Sindarius Thornwell | 1 | 3 |

| Clutch Free Throws (under 5 min/OT) | FT-FTA | FT% |
|-------------------------------------|--------------|-------------|
| Sindarius Thornwell | 4-6 | .667 |
| Mindaugas Kacinas | 6-7 | .857 |
| Justin McKie | 4-4 | 1.000 |
| Duane Notice | 4-4 | 1.000 |
| Michael Carrera | 3-4 | .750 |
| Marcus Stroman | 9-15 | .600 |
| Laimonas Chatkevicius | 2-4 | .500 |
| Tyrone Johnson | 4-5 | .800 |
| Totals | 36-49 | .735 |

* indicates at South Carolina

Miscellaneous

| | |
|------------------------------|---------------------------------------|
| Largest Halftime Lead | |
| SC | 31, vs. NC A&T (Dec. 30, 2014) |
| Opp | 6, Ole Miss (Jan. 10, 2014) |
| Smallest Halftime Lead | |
| SC | 1, vs. Iowa State (Jan. 3, 2015) |
| Opp | 2, Clemson (Dec. 19, 2014) |
| Fewest Points In First Half | |
| SC | 25, vs. Akron (Nov. 23, 2014) |
| Opp | 16, NC A&T (Dec. 30, 2014) |
| Most Points In First Half | |
| SC | 48, vs. North Florida (Nov. 14, 2014) |
| Opp | 35, Iowa State (Jan. 3, 2015) |
| Fewest Points In Second Half | |
| SC | 22, vs. Ole Miss (Jan. 10, 2014) |
| Opp | 15, Clemson (Dec. 19, 2014) |
| Most Points In Second Half | |
| SC | 52, vs. UNC Asheville (Nov. 26, 2014) |
| Opp | 46, UNC Asheville (Nov. 26, 2014) |
| Most Points in Overtime | |
| SC | - |
| Opp | - |
| Largest Margin of Victory | |
| SC | 37, vs. NC A&T (Dec. 30, 2014) |
| Opp | 16, Ole Miss (Jan. 10, 2014) |
| Smallest Margin of Victory | |
| SC | 4, vs. Iowa State (Jan. 3, 2015) |
| Opp | 2, Charlotte (Nov. 21, 2014) |

2014-15 GAME BY GAME COMPARISON

| | Date | Result | FG-A | Pct | 3FG-A | Pct | FT-A | Pct | O-D-Total | PF | Pts | A | TO | Blk | Stl | Min | Half |
|------------------------|---------------|----------|-------|------|-------|-------|-------|------|-----------|----|-----|----|----|-----|-----|-----|------|
| North Florida | | | 18-53 | .340 | 10-32 | .313 | 10-16 | .625 | 6-22-28 | 22 | 56 | 9 | 15 | 5 | 2 | 200 | 27 |
| South Carolina | Nov. 14, 2014 | W, 81-56 | 29-57 | .509 | 4-11 | .364 | 19-26 | .731 | 10-32-42 | 15 | 81 | 19 | 9 | 3 | 7 | 200 | 48 |
| RV/RV Baylor ! | | | 21-47 | .447 | 6-18 | .333 | 21-26 | .808 | 8-21-29 | 20 | 69 | 9 | 11 | 1 | 6 | 200 | 30 |
| South Carolina | Nov. 18, 2014 | L, 69-65 | 22-54 | .407 | 5-21 | .238 | 16-19 | .842 | 13-20-33 | 21 | 65 | 11 | 10 | 3 | 4 | 200 | 27 |
| vs. Cornell & | | | 14-52 | .269 | 5-20 | .250 | 12-16 | .750 | 10-22-32 | 19 | 45 | 6 | 17 | 6 | 6 | 200 | 21 |
| South Carolina | Nov. 20, 2014 | W, 69-45 | 22-58 | .379 | 8-22 | .364 | 17-21 | .810 | 14-30-44 | 15 | 69 | 16 | 11 | 5 | 10 | 200 | 35 |
| vs. Charlotte & | | | 23-53 | .434 | 6-17 | .353 | 13-19 | .684 | 8-24-32 | 13 | 65 | 6 | 17 | 5 | 6 | 200 | 29 |
| South Carolina | Nov. 21, 2014 | L, 65-63 | 26-61 | .426 | 3-18 | .167 | 8-9 | .889 | 11-26-37 | 21 | 63 | 13 | 17 | 7 | 6 | 200 | 36 |
| vs. Akron & | | | 21-50 | .420 | 4-20 | .200 | 22-27 | .815 | 8-24-32 | 19 | 68 | 6 | 15 | 6 | 6 | 200 | 30 |
| South Carolina | Nov. 23, 2014 | L, 68-63 | 25-64 | .391 | 2-10 | .200 | 11-20 | .550 | 21-24-45 | 20 | 63 | 11 | 17 | 2 | 8 | 200 | 25 |
| UNC Asheville | | | 23-63 | .365 | 15-29 | .517 | 14-20 | .700 | 15-20-35 | 21 | 75 | 12 | 22 | 3 | 11 | 200 | 29 |
| South Carolina | Nov. 26, 2014 | W, 89-75 | 31-60 | .517 | 8-17 | .471 | 19-26 | .731 | 12-27-39 | 15 | 89 | 21 | 20 | 10 | 12 | 200 | 37 |
| @ Marshall | | | 16-56 | .286 | 5-26 | .192 | 22-34 | .647 | 18-25-43 | 20 | 59 | 9 | 19 | 3 | 6 | 200 | 20 |
| South Carolina | Dec. 1, 2014 | W, 77-59 | 30-63 | .476 | 4-20 | .200 | 13-24 | .542 | 14-25-39 | 24 | 77 | 17 | 15 | 3 | 13 | 200 | 39 |
| RV/RV Ok. St. % | | | 16-65 | .246 | 5-24 | .208 | 12-19 | .632 | 16-25-41 | 17 | 49 | 7 | 12 | 5 | 4 | 200 | 24 |
| South Carolina | Dec. 6, 2014 | W, 75-49 | 26-60 | .433 | 6-17 | .353 | 17-22 | .776 | 11-38-49 | 19 | 75 | 14 | 11 | 8 | 6 | 200 | 32 |
| Clemson | | | 17-57 | .298 | 4-18 | .222 | 7-12 | .583 | 11-20-31 | 20 | 45 | 7 | 13 | 5 | 9 | 200 | 30 |
| South Carolina | Dec. 19, 2014 | W, 68-45 | 23-50 | .460 | 7-22 | .318 | 15-20 | .750 | 8-32-40 | 14 | 68 | 17 | 12 | 7 | 7 | 200 | 28 |
| Coker | | | 18-58 | .310 | 7-21 | .333 | 9-14 | .643 | 14-17-31 | 21 | 52 | 8 | 19 | 1 | 8 | 200 | 23 |
| South Carolina | Dec. 21, 2014 | W, 78-52 | 31-64 | .484 | 3-11 | .273 | 13-19 | .684 | 18-29-47 | 16 | 78 | 21 | 15 | 9 | 11 | 200 | 23 |
| North Carolina A&T | | | 18-55 | .327 | 6-22 | .2173 | 12-15 | .800 | 9-11-20 | 26 | 54 | 8 | 19 | 2 | 4 | 200 | 16 |
| South Carolina | Dec. 30, 2014 | W, 91-54 | 29-53 | .547 | 5-9 | .556 | 28-34 | .824 | 12-29-41 | 17 | 91 | 20 | 16 | 7 | 7 | 200 | 47 |
| vs. No. 9 Iowa State ^ | | | 20-57 | .351 | 1-18 | .056 | 19-33 | .573 | 12-22-34 | 21 | 60 | 8 | 13 | 4 | 10 | 200 | 36 |
| South Carolina | Jan. 5, 2015 | W, 64-60 | 23-50 | .460 | 2-10 | .200 | 16-26 | .615 | 11-31-42 | 28 | 64 | 8 | 20 | 4 | 8 | 200 | 35 |
| Florida* | | | 21-49 | .429 | 5-19 | .263 | 25-30 | .833 | 14-23-37 | 24 | 72 | 14 | 17 | 4 | 7 | 200 | 31 |
| South Carolina | Jan. 7, 2015 | L, 72-68 | 20-49 | .408 | 5-13 | .385 | 23-28 | .852 | 7-16-23 | 20 | 68 | 11 | 11 | 5 | 4 | 200 | 34 |
| @ Ole Miss* | | | 20-49 | .408 | 7-14 | .500 | 18-22 | .818 | 9-24-33 | 14 | 65 | 13 | 10 | 4 | 5 | 200 | 33 |
| South Carolina | Jan. 10, 2015 | L, 65-49 | 18-49 | .367 | 4-20 | .200 | 9-16 | .563 | 9-23-32 | 20 | 49 | 16 | 15 | 2 | 5 | 200 | 27 |

! - ESPN College Hoops Tip-Off Marathon (Columbia, S.C.) | & - Charleston Classic (Charleston, S.C.) | % - SEC/Big 12 Challenge (Columbia, S.C.) | ^ - Brooklyn Hoops Presents (Brooklyn, N.Y.)

2014-15 RESULTS: OVERALL, 9-4; HOME, 6-2; AWAY, 1-0; NEUTRAL, 2-2; SEC, 0-1

| DATE | OPP. | W/L | SCORE | RECORD (SEC) | POINTS | REBOUNDS | ASSISTS | BLOCKS | STEALS | ATTENDANCE |
|---------------|----------------------|-----|-------|--------------|--------------------|-----------------------|---------------------|----------------------------|--------------------------|---------------|
| Nov. 14, 2014 | N. Florida | W | 81-56 | 1-0 | Johnson/Henry (12) | Kacinas (11) | Stroman (6) | 3 with 1 | Stroman (2) | 10,473 (paid) |
| Nov. 18, 2014 | RV/RV Baylor | L | 69-65 | 1-1 | Johnson (21) | Henry (8) | Thornwell (4) | 3 with 1 | Thornwell (2) | 13,291 (paid) |
| Nov. 20, 2014 | vs. Cornell & | W | 69-45 | 2-1 | Thornwell (14) | Kacinas (11) | Johnson (5) | Carrera/Chatkevicius (2) | Stroman (3) | 2,517 |
| Nov. 21, 2014 | vs. Charlotte & | L | 65-63 | 2-2 | Thornwell (20) | Thornwell (8) | Notice (5) | Chatkevicius (3) | Thornwell (2) | 2,430 |
| Nov. 23, 2014 | vs. Akron & | L | 68-63 | 2-3 | Thornwell (13) | Henry (9) | Notice/Stroman (4) | Henry/Carrera (1) | Johnson (4) | 1,523 |
| Nov. 26, 2014 | UNC Asheville | W | 89-75 | 3-3 | Chatkevicius (17) | Chatkevicius (13) | Stroman/Johnson (6) | Chatkevicius/Henry (3) | Thornwell (6) | 8,330 (paid) |
| Dec. 1, 2014 | at Marshall | W | 77-59 | 4-3 | Notice (27) | Thornwell (10) | Notice (4) | Thornwell (2) | Kacinas (4) | 5,013 |
| Dec. 6, 2014 | RV/RV Okla. St. | %W | 75-49 | 5-3 | Notice (20) | Kacinas (12) | Stroman (5) | Chatkevicius (3) | McKie (2) | 12,007 |
| Dec. 19, 2014 | Clemson | W | 68-45 | 6-3 | Notice (19) | Thornwell (7) | Johnson (9) | Chatkevicius (3) | Chatkevicius/Johnson (2) | 11,992 (paid) |
| Dec. 21, 2014 | Coker | W | 78-52 | 7-3 | Notice (19) | Carrera (8) | Stroman (8) | Henry (3) | Johnson/Notice (3) | 8,419 (paid) |
| Dec. 30, 2014 | NCA&T | W | 91-54 | 8-3 | Kacinas (16) | Chatkevicius (9) | Stroman (7) | Chatkevicius/Thornwell (2) | Thornwell/Kacinas (2) | 8,156 (paid) |
| Jan. 3, 2015 | vs. No. 9/9 Iowa St. | W | 64-60 | 9-3 | Notice (15) | Thornwell (8) | Notice (4) | 4 with 1 | Notice (3) | N/A |
| Jan. 7, 2015 | Florida* | L | 72-68 | 9-4 (0-1) | Johnson (20) | Johnson/Kacinas (5) | Johnson/Stroman (3) | Chatkevicius (2) | Stroman (3) | 12,181 (paid) |
| Jan. 10, 2015 | at Ole Miss* | L | 65-49 | 9-5 (0-2) | Johnson (13) | Thornwell/Carrera (6) | Notice (5) | Chatkevicius/Thornwell (1) | Thornwell (2) | 6,714 |

! - ESPN College Hoops Tip-Off Marathon (Columbia, S.C.) | & - Charleston Classic (Charleston, S.C.) | % - SEC/Big 12 Challenge (Columbia, S.C.)

2014-15 GAME-BY-GAME STARTING LINEUPS

| OPPONENT, RESULT | GUARD | GUARD | GUARD | FORWARD | FORWARD |
|-----------------------|--------|---------|-----------|---------|--------------|
| N. Florida, W | Notice | Johnson | Thornwell | Henry | Carrera |
| Baylor, L | Notice | Johnson | Thornwell | Henry | Carrera |
| vs. Cornell, W | Notice | Johnson | Thornwell | Henry | Carrera |
| vs. Charlotte, L | Notice | Johnson | Thornwell | Henry | Carrera |
| vs. Akron, L | Notice | Johnson | Thornwell | Henry | Carrera |
| Asheville, W | Notice | Johnson | Thornwell | Henry | Chatkevicius |
| @Marshall, W | Notice | Johnson | Thornwell | Henry | Chatkevicius |
| Oklahoma State, W | Notice | Johnson | Thornwell | Henry | Chatkevicius |
| Clemson, W | Notice | Johnson | Thornwell | Henry | Chatkevicius |
| Coker, W | Notice | Johnson | Thornwell | Henry | Chatkevicius |
| North Carolina A&T, W | Notice | Johnson | Thornwell | Henry | Chatkevicius |
| vs. Iowa State, W | Notice | Johnson | Thornwell | Henry | Chatkevicius |
| Florida, L | Notice | Johnson | Thornwell | Henry | Chatkevicius |
| @OleMiss, L | Notice | Johnson | Thornwell | Henry | Chatkevicius |

GAME #3 - SOUTH CAROLINA 69, CORNELL 45
NOV. 20, 2014/TD ARENA/CHARLESTON CLASSIC

CHARLESTON, S.C. - An opportunistic defense would drive the South Carolina men's basketball team to a win over Cornell on the opening night of the Charleston Classic, held at TD Arena. The Gamecocks (2-1) forced 17 turnovers en route to a 69-45 win, holding the Big Red (2-2) to 27 percent shooting from the field.

Sindarius Thornwell led the team with 14 points despite playing just six minutes of the second half. Mindaugas Kacinas pulled down 11 rebounds to go with 10 points for the team's first double-double of the season and his partner on the post Laimonas Chatkevicius added eight points and seven boards off the bench. Every player on the active roster saw time on the floor, with ten scoring at least two points.

After an even start to the game, Carolina went on a 13-0 run from the 15:20 mark until just under ten minute remaining to open up a 22-11 lead. Five different players contributed to the game-changing run. Thornwell led the early charge, scoring 10 of the team's first 12 points before ending the half with 13.

Bench play would be the difference maker in the first 20 minutes, as the Gamecock reserves outscored their Cornell counterparts 15-0. Kacinas and Chatkevicius combined for 10 points and 14 rebounds, and Marcus Stroman pitched in five points and three steals.

Though it would shoot just 36 percent as a team, Carolina carried a 35-21 lead into the break after forcing 13 turnovers and limiting the Big Red to a tiny 30 percent on 7-of-23 shooting. The Gamecocks had averaged just 13 turnovers forced per game in its first two contests of the 2014-15 season coming into Thursday night.

The second half would be no different, as the lead would dip to 13 with 18:49 to play, but a 13-1 run from then until the 13:19 mark set the team back on the right path. The lead would grow to as large as 28 points. The key in the final 20 minutes would be rebounding, as the Gamecocks enjoyed a 23-15 advantage over a Cornell side that shot just 24 percent in the period.

GAME #4 - CHARLOTTE 65, SOUTH CAROLINA 63
NOV. 21, 2014/TD ARENA/CHARLESTON CLASSIC

CHARLESTON, S.C. - A potential game-winning three pointer from Sindarius Thornwell caromed just off as Charlotte (3-0) earned a 65-63 win over South Carolina (2-2) Friday night in the semifinals of the Charleston Classic. Hot shooting from the 49ers early in the second half erased a seven-point Gamecock lead at the half.

With just over a minute to play in a 63-all game, Thornwell blocked a 3 to start a fastbreak with Marcus Stroman. Thornwell would take a contested floater in transition and missed, and the follow from Duane Notice would be slapped off the backboard. Charlotte would make a pair of free throws on the ensuing possession to provide the game's final points, but Carolina still had chances late.

Inbounding from half court with 14 seconds to play and trailing by just two, Carolina was called for a five-second violation. Before Charlotte could inbound a foul put them at the line for a chance to seal it, but both attempts would be missed. On the second miss, a scramble for the ball would be called in favor of the 49ers, but after review the Gamecocks would get one last chance. Thornwell's attempt for a 3 hit the rim, but did not connect.

The first half was dominated by Carolina after it used an 11-2 run from the 16:28 mark to 13:11 going from down 6-4 to up 15-8. The Gamecocks would make six-straight field goals early in that stretch and 10-of-15 total in the first 10 minutes of action.

The 49ers returned that favor to start the second half, hitting 7-of-9 shots in the first six minutes to erase Carolina's 36-29 halftime lead while the Gamecocks would shoot just 37 percent in the final 20 minutes. The biggest disparity with the second-half shooting was the 49ers making 4-of-5 3s, while Carolina hit just twice on nine attempts.

A 10-0 run from 12:41 to 9:09 in the second half gave Charlotte its largest lead of the game, a 55-48 advantage. Mindaugas Kacinas made sure the momentum would not swing all the way to the visitors, scoring seven-straight points on his own to put Carolina up 57-55 and force a timeout. The 49ers were able to hold on for the late win despite not making a field goal for the final three minutes of action.

Thornwell would lead all scorers in the game with 20 points, 18 of which came in the first half. Michael Carrera and Kacinas joined him in double figures, with 11 apiece.

GAME #5 - AKRON 68, SOUTH CAROLINA 63
NOV. 23, 2014/TD ARENA/CHARLESTON CLASSIC

CHARLESTON, S.C. - The Gamecocks (2-3) wrapped up play at the Charleston Classic Sunday evening, dropping a 68-63 contest to Akron (3-1). Shooting slumps bookending the game would be the difference as the Carolina offense lost its third game of the season by five points or less.

The offense struggled to find its rhythm in the first half. After a jumper from Sindarius Thornwell in the team's first possession of the game, the Gamecocks missed their next eight shots and was 1-of-12 while the Zips went ahead 10-4. While the team's shooting luck would improve, it would shoot just 29 percent from the floor in the first half.

Akron was never able to put up a big lead during the Carolina cold streak thanks to solid rebounding and a strong defensive effort. After a layup at the 6:19 mark to put the Zips ahead 21-18, they would hit just 1-of-9 attempts until the halftime horn. Free throws would carry them to the break, as they made seven in the final four minutes.

Coming in averaging 12 offensive rebounds per game, the Gamecocks had 15 in the first half alone to allow them to attempt 11 more shots. Thornwell had four offensive boards on his own, as did Mindaugas Kacinas. Marcus Stroman led the offense with six points in 15 minutes off the bench.

The Zips came out of the locker room on a hot streak offensively, hitting six of their first seven shots to build their biggest lead of the night at the 16-minute mark, 44-32. A quick 7-0 run from the Gamecocks cut into that margin and forced a timeout, with layups from Kacinas and Chatkevicius that sandwiched a 3-pointer from Duane Notice.

After avoiding a big deficit, the Gamecocks chased the Zips over the next six minutes of the game with the lead fluctuating from eight down to one before a Chakevicius free throw with 6:55 to play brought about the game's first tie since it was 2-2.

The Carolina offense went into a four-minute scoreless stretch soon after the tie that allowed Akron to build up a 63-58 lead before a Thornwell jumper with 34 seconds left. Turnovers on four straight possessions in that stretch for South Carolina would be the key.

After Thornwell's jumper made it 63-60, the Zips hit 5-of-6 free throws to maintain a two-possession lead and outlast the final comeback.

Thornwell led the team with 13 points and was joined in double figures by Chatkevicius (11) and Duane Notice (12). The team pulled down a season-high 21 offensive rebounds, leading to 14 more shots than Akron and 17 second-chance points.

GAME #3

Official Basketball Box Score -- Game Totals -- Final Statistics
Cornell vs S. Carolina
11/20/14 8:25 p.m. at Charleston, S.C. (TD Arena)

Cornell 45 • 2-2

Table with columns: #, Player, Total, FG-FGA, 3-Pr, FT-FTA, Rebounds, PF, TP, A TO Blk Stl, Min. Rows include players like Onuorah, David and Miller, Shonn.

Summary statistics for Cornell vs S. Carolina. FG % 1st Half: 7-23 30.4%, 2nd Half: 7-29 24.1%, Game: 14-52 26.9%. FT % 1st Half: 2-9 22.2%, 2nd Half: 3-11 27.3%, Game: 5-20 25.0%.

S. Carolina 69 • 2-1

Table with columns: #, Player, Total, FG-FGA, 3-Pr, FT-FTA, Rebounds, PF, TP, A TO Blk Stl, Min. Rows include players like Carrera, Michael and Henry, Demetrius.

Summary statistics for S. Carolina vs Cornell. FG % 1st Half: 12-33 36.4%, 2nd Half: 10-25 40.0%, Game: 22-58 37.9%. FT % 1st Half: 3-11 27.3%, 2nd Half: 5-11 45.5%, Game: 8-22 36.4%.

Officials: John Higgins, Lamont Simpson, Pat Driscoll
Technical fouls: Cornell-None; S. Carolina-None.
Attendance: 2517

Score by periods table for Cornell vs S. Carolina. 1st: 21-14, 2nd: 45-34, Total: 66-49.

Last FG - COR 2nd-03:38, SC 2nd-01:36.
Largest lead - COR by 3 1st-19:23, SC by 28 2nd-10:32.
COR led for 03:17, SC led for 35:06. Game was tied for 00:58.

GAME #4

Official Basketball Box Score -- Game Totals -- Final Statistics
Charlotte vs S. Carolina
11/21/14 7 p.m. at Charleston, S.C. (TD Arena)

Charlotte 65 • 3-0

Table with columns: #, Player, Total, FG-FGA, 3-Pr, FT-FTA, Rebounds, PF, TP, A TO Blk Stl, Min. Rows include players like Clayton, Willie and Thorne Jr., Mike.

Summary statistics for Charlotte vs S. Carolina. FG % 1st Half: 10-28 35.7%, 2nd Half: 13-25 52.0%, Game: 23-53 43.4%. FT % 1st Half: 2-11 18.2%, 2nd Half: 4-6 66.7%, Game: 6-17 35.3%.

S. Carolina 63 • 2-2

Table with columns: #, Player, Total, FG-FGA, 3-Pr, FT-FTA, Rebounds, PF, TP, A TO Blk Stl, Min. Rows include players like Carrera, Michael and Henry, Demetrius.

Summary statistics for S. Carolina vs Charlotte. FG % 1st Half: 15-31 48.4%, 2nd Half: 11-30 36.7%, Game: 26-61 42.6%. FT % 1st Half: 1-8 12.5%, 2nd Half: 2-10 20.0%, Game: 3-18 16.7%.

Officials: Bryan Kersey, Ted Valentine, Kipp Kissinger
Technical fouls: Charlotte-None; S. Carolina-None.
Attendance: 2430

Score by periods table for S. Carolina vs Charlotte. 1st: 29-36, 2nd: 65-27, Total: 94-63.

Last FG - CHA 2nd-03:04, SC 2nd-01:53.
Largest lead - CHA by 7 2nd-09:47, SC by 14 1st-07:15.
CHA led for 10:25, SC led for 22:08. Game was tied for 07:26.

GAME #5

Official Basketball Box Score -- Game Totals -- Final Statistics
Akron vs S. Carolina
11/23/14 6:30 pm at TD Bank Arena / Charleston, S.C.

Akron 68 • 3-1

Table with columns: #, Player, Total, FG-FGA, 3-Pr, FT-FTA, Rebounds, PF, TP, A TO Blk Stl, Min. Rows include players like Cheatham, Jr., Kwan and McAdams, Reggie.

Summary statistics for Akron vs S. Carolina. FG % 1st Half: 9-23 39.1%, 2nd Half: 12-27 44.4%, Game: 21-50 42.0%. FT % 1st Half: 1-7 14.3%, 2nd Half: 3-13 23.1%, Game: 4-20 20.0%.

S. Carolina 63 • 2-3

Table with columns: #, Player, Total, FG-FGA, 3-Pr, FT-FTA, Rebounds, PF, TP, A TO Blk Stl, Min. Rows include players like Henry, Demetrius and Carrera, Michael.


Summary statistics for S. Carolina vs Akron. FG % 1st Half: 10-33 30.3%, 2nd Half: 15-31 48.4%, Game: 25-64 39.1%. FT % 1st Half: 0-6 0.0%, 2nd Half: 2-4 50.0%, Game: 2-10 20.0%.

Officials: Lamont Simpson, Pat Driscoll, Kipp Kissinger
Technical fouls: Akron-None; S. Carolina-CHATKEVICIUS, L.
Attendance: 1523

Score by periods table for S. Carolina vs Akron. 1st: 30-38, 2nd: 68-25, Total: 98-63.

Last FG - AKRON 2nd-05:21, SC 2nd-00:07.
Largest lead - AKRON by 12 2nd-15:55, SC by 2 1st-19:48.
AKRON led for 37:39, SC led for 01:08. Game was tied for 01:13.

GAME #15 - ALABAMA - TUESDAY, JAN. 13, 2015 - GAMECOCK BASKETBALL



#4 - TYRONE JOHNSON

SENIOR | GUARD | 6'3" | 195 | 2 LETTERS

PLAINFIELD, N.J./MONTROSE CHRISTIAN SCHOOL/VILLANOVA

SEASON NOTABLES

- Tallied 23 points on 6-of-11 shooting, including 4-of-6 from 3-point range in exhib. vs. Benedict
- Hit 5-7 shots to lead the team with 12 points against North Florida, adding five rebounds, four assists and no turnovers
- Set a new career high in five different categories against Baylor, including 21 points to lead all scorers
- Matched a career high with four steals against Akron
- Dished out a season-best six assists to go with 12 points in a win over UNC Asheville
- Converted a trio of three-point plays and scored 13 points in a win over Oklahoma State
- Set a new career high with nine assists in a win over Clemson
- Scored 12 points with five assists and three steals against Coker
- Secured a career-high seven rebounds to go with 13 points in a win over No.9 Iowa State
- Recorded his second 20-point game of the season, reaching 20 to lead the team against Florida

JOHNSON'S SUPERLATIVES

POINTS

Career: 21, vs. Baylor (Nov. 18 2014)
 Season: 21, vs. Baylor (Nov. 18 2014)

FIELD GOALS

Career: 9, vs. Baylor (Nov. 18 2014)
 Season: 9, vs. Baylor (Nov. 18 2014)

FIELD GOAL ATTEMPTS

Career: 16, vs. Baylor (Nov. 18 2014)
 Season: 16, vs. Baylor (Nov. 18 2014)

3-POINT FIELD GOALS

Career: 3, vs. Baylor (Nov. 18 2014)
 Season: 3, vs. Baylor (Nov. 18 2014)

3-POINT FIELD GOAL ATTEMPTS

Career: 9, vs. Baylor (Nov. 18 2014)
 Season: 9, vs. Baylor (Nov. 18 2014)

FREE THROWS

Career: 9, vs. Florida (Jan. 7, 2015)
 Season: 9, vs. Florida (Jan. 7, 2015)

FREE THROW ATTEMPTS

Career: 11, vs. Manhattan (Dec. 17, 2013)
 Season: 9, vs. Florida (Jan. 7, 2015)

REBOUNDS

Career: 7, vs. Iowa State (Jan. 3, 2015)
 Season: 7, vs. Iowa State (Jan. 3, 2015)

ASSISTS

Career: 9, vs. Clemson (Dec. 19, 2014)
 Season: 9, vs. Clemson (Dec. 19, 2014)

BLOCKS

Career: 1, 7x, last vs. Iowa State (Jan. 3, 2015)
 Season: 1, 4x, last vs. Iowa State (Jan. 3, 2015)

STEALS

Career: 4, twice, last vs. Akron (Nov. 23, 2014)
 Season: 4, vs. Akron (Nov. 23, 2014)

MINUTES PLAYED

Career: 41, vs. UCONN (Feb. 20, 2012)
 Season: 37, vs. Baylor (Nov. 18 2014)

2014-15

| Opponent | Date | GS | Min | FG-FGA | Pct | 3FG-FGA | Pct | FT-FTA | Pct | Off | Def | Tot | Avg | PF | FO | A | TO | Blk | Stl | Pts | Avg |
|-------------------|----------|----|-----|--------|------|---------|------|--------|-------|-----|-----|-----|-----|----|----|---|----|-----|-----|-----|------|
| North Florida | 11/14/14 | * | 28 | 5-7 | .714 | 0-0 | .000 | 2-3 | .667 | 0 | 5 | 5 | 5.0 | 0 | 0 | 4 | 0 | 0 | 1 | 12 | 12.0 |
| Baylor | 11/18/14 | * | 37 | 9-16 | .563 | 3-9 | .333 | 0-0 | .000 | 0 | 1 | 1 | 3.0 | 2 | 0 | 2 | 3 | 1 | 0 | 21 | 16.5 |
| vs. Cornell | 11/20/14 | * | 25 | 2-7 | .286 | 1-3 | .333 | 2-2 | 1.000 | 0 | 3 | 3 | 4.0 | 2 | 0 | 5 | 2 | 1 | 2 | 7 | 13.3 |
| vs. Charlotte | 11/21/14 | * | 18 | 0-4 | .000 | 0-0 | .000 | 0-0 | .000 | 0 | 0 | 0 | 2.3 | 2 | 0 | 1 | 1 | 0 | 1 | 0 | 10.0 |
| vs. Akron | 11/23/14 | * | 23 | 2-8 | .250 | 0-1 | .000 | 3-5 | .600 | 1 | 3 | 4 | 2.6 | 4 | 0 | 2 | 2 | 0 | 4 | 7 | 9.4 |
| UNC Asheville | 11/26/14 | * | 29 | 3-7 | .429 | 1-3 | .333 | 5-7 | .714 | 1 | 3 | 4 | 2.8 | 1 | 0 | 6 | 3 | 1 | 1 | 12 | 9.8 |
| at Marshall | 12/1/14 | * | 20 | 0-5 | .000 | 0-1 | .000 | 1-2 | .500 | 1 | 1 | 2 | 2.7 | 3 | 0 | 3 | 0 | 0 | 1 | 0 | 8.6 |
| Oklahoma State | 12/6/14 | * | 24 | 5-9 | .556 | 0-3 | .000 | 3-3 | 1.000 | 0 | 2 | 2 | 2.6 | 4 | 0 | 2 | 2 | 0 | 0 | 13 | 9.1 |
| Clemson | 12/19/14 | * | 27 | 1-4 | .250 | 0-2 | .000 | 2-2 | 1.000 | 0 | 1 | 1 | 2.4 | 0 | 0 | 9 | 2 | 0 | 2 | 4 | 8.6 |
| Coker | 12/21/14 | * | 29 | 4-7 | .571 | 1-2 | .500 | 3-5 | .600 | 0 | 3 | 3 | 2.5 | 3 | 0 | 5 | 2 | 1 | 3 | 12 | 8.9 |
| NA&T | 12/30/14 | * | 30 | 3-7 | .429 | 0-0 | .000 | 4-4 | 1.000 | 0 | 1 | 1 | 2.4 | 0 | 0 | 5 | 1 | 0 | 1 | 10 | 9.0 |
| vs. Iowa State | 1/3/15 | * | 35 | 5-12 | .417 | 1-2 | .500 | 2-2 | 1.000 | 1 | 6 | 7 | 2.8 | 2 | 0 | 3 | 1 | 1 | 1 | 13 | 9.3 |
| Florida | 1/7/15 | * | 31 | 5-10 | .500 | 1-2 | .500 | 9-9 | 1.000 | 1 | 4 | 5 | 2.9 | 1 | 0 | 3 | 1 | 0 | 1 | 20 | 10.2 |
| at Ole Miss | 1/10/15 | * | 36 | 5-9 | .556 | 1-4 | .250 | 2-2 | 1.000 | 0 | 2 | 2 | 2.9 | 3 | 0 | 3 | 5 | 0 | 1 | 13 | 10.4 |
| Alabama | 1/13/15 | | | | | | | | | | | | | | | | | | | | |
| at Auburn | 1/17/15 | | | | | | | | | | | | | | | | | | | | |
| Tennessee | 1/20/15 | | | | | | | | | | | | | | | | | | | | |
| Kentucky | 1/24/15 | | | | | | | | | | | | | | | | | | | | |
| at LSU | 1/28/15 | | | | | | | | | | | | | | | | | | | | |
| Georgia | 1/31/15 | | | | | | | | | | | | | | | | | | | | |
| at Arkansas | 2/3/15 | | | | | | | | | | | | | | | | | | | | |
| at Vanderbilt | 2/7/15 | | | | | | | | | | | | | | | | | | | | |
| Missouri | 2/10/15 | | | | | | | | | | | | | | | | | | | | |
| at Kentucky | 2/14/15 | | | | | | | | | | | | | | | | | | | | |
| at Georgia | 2/17/15 | | | | | | | | | | | | | | | | | | | | |
| Texas A&M | 2/21/15 | | | | | | | | | | | | | | | | | | | | |
| at Alabama | 2/24/15 | | | | | | | | | | | | | | | | | | | | |
| Mississippi State | 2/28/15 | | | | | | | | | | | | | | | | | | | | |
| Arkansas | 3/5/15 | | | | | | | | | | | | | | | | | | | | |
| at Tennessee | 3/7/15 | | | | | | | | | | | | | | | | | | | | |

| Per 40 Minutes | FGM | FTM | Rebs | Fouls | Assists | Blocks | Steals | Points |
|----------------|-----|-----|------|-------|---------|--------|--------|--------|
| | 5.0 | 3.9 | 4.1 | 2.6 | 5.4 | 0.4 | 1.9 | 14.8 |

CAREER STATISTICS

| Season | GP-GS | Min | Avg | FG | FGA | Pct | 3FG | 3FGA | Pct | FT | FTA | Pct | Off | Def | Tot | Avg | PF | FO | Ast | TO | Blk | Stl | Pts | Avg |
|---------------|----------------|-------------|-------------|------------|------------|-------------|-----------|-----------|-------------|------------|------------|-------------|-----------|------------|------------|------------|-----------|----------|------------|------------|----------|-----------|------------|------------|
| 2011-12* | 32-9 | 567 | 17.7 | 33 | 106 | .311 | 6 | 26 | .230 | 35 | 40 | .875 | 2 | 31 | 33 | 1.0 | 47 | 2 | 65 | 58 | 2 | 19 | 107 | 3.3 |
| 2012-13 | DNP - Transfer | | | | | | | | | | | | | | | | | | | | | | | |
| 2013-14 | 16-9 | 430 | 26.9 | 52 | 142 | .366 | 8 | 19 | .421 | 67 | 89 | .753 | 10 | 37 | 47 | 2.9 | 25 | 0 | 55 | 30 | 1 | 10 | 179 | 11.2 |
| 2014-15 | 14-14 | 392 | 28.0 | 49 | 112 | .438 | 9 | 32 | .281 | 38 | 46 | .826 | 5 | 35 | 40 | 2.9 | 25 | 0 | 53 | 25 | 5 | 19 | 145 | 10.4 |
| Totals | 62-32 | 1389 | 22.4 | 134 | 360 | .372 | 23 | 77 | .299 | 140 | 175 | .800 | 17 | 103 | 121 | 1.9 | 97 | 2 | 173 | 113 | 8 | 48 | 431 | 6.9 |

* indicates at Villanova

CAREER SEC STATISTICS

| Season | GP-GS | Min | Avg | FG | FGA | Pct | 3FG | 3FGA | Pct | FT | FTA | Pct | Off | Def | Tot | Avg | PF | FO | Ast | TO | Blk | Stl | Pts | Avg |
|---------------|------------|------------|-------------|-----------|-----------|-------------|----------|----------|-------------|-----------|-----------|-------------|----------|-----------|-----------|------------|----------|----------|-----------|-----------|----------|----------|-----------|-------------|
| 2014 | 3-0 | 68 | 22.7 | 7 | 26 | .269 | 1 | 3 | .333 | 12 | 15 | .800 | 5 | 9 | 14 | 4.7 | 5 | 0 | 7 | 7 | 0 | 1 | 27 | 9.0 |
| 2015 | 2-2 | 67 | 33.5 | 10 | 19 | .526 | 2 | 6 | .333 | 11 | 11 | 1.000 | 1 | 6 | 7 | 3.5 | 4 | 0 | 6 | 6 | 0 | 2 | 33 | 16.5 |
| Totals | 5-2 | 135 | 27.0 | 17 | 45 | .378 | 3 | 9 | .333 | 23 | 26 | .885 | 6 | 15 | 21 | 4.2 | 9 | 0 | 13 | 15 | 0 | 3 | 60 | 12.0 |



#14 - LAIMONAS CHATKEVICIUS

JUNIOR | FORWARD | 6'11" | 251 | 2 LETTERS

KLAIPEDA, LITHUANIA/SOUTH KENT SCHOOL (CONN.)

SEASON NOTABLES

- Posted a double-double with 10 points and 12 rebounds in exhib. vs. Benedict
- Scored 11 points in just 17 minutes against North Florida, hitting 4-6 field goals and 3-4 free throws
- Pulled down six rebounds in 14 minutes against Baylor
- Scored eight points with seven rebounds and two blocks against Cornell
- Matched a career high with three blocks against Charlotte
- Attempted a career-high 12 shots against Akron, scoring 11 points with five rebounds
- Set new career highs in points (17), rebounds (13), blocks (3) and 3-pointers made (2) in just 23 minutes of action in the win over UNC Asheville.
- Made a career-high 7-of-9 shots from the field, scoring 15 points at Marshall in just 18 minutes
- Blocked three shots in the first half of a win over Oklahoma State, matching a career high
- Scored 12 points on 6-of-8 shooting and blocked three shots in a win over Clemson
- Set a new career high with eight made field goals in just 24 minutes vs. Coker
- Scored 14 points on 5-of-6 shooting, also adding nine rebounds against North Carolina A&T

CHATKEVICIUS' SUPERLATIVES

POINTS

Career: 17, vs. UNC Asheville (Nov. 26, 2014)
Season: 17, vs. UNC Asheville (Nov. 26, 2014)

FIELD GOALS

Career: 8, vs. Coker (Dec. 21, 2014)
Season: 8, vs. Coker (Dec. 21, 2014)

FIELD GOAL ATTEMPTS

Career: 12, twice, last vs. Coker (Dec. 21, 2014)
Season: 12, twice, last vs. Coker (Dec. 21, 2014)

3-POINT FIELD GOALS

Career: 2, vs. UNC Asheville (Nov. 26, 2014)
Season: 2, vs. UNC Asheville (Nov. 26, 2014)

3-POINT FIELD GOAL ATTEMPTS

Career: 2, 3x, last vs. UNC Asheville (Nov. 26, 2014)
Season: 2, vs. UNC Asheville (Nov. 26, 2014)

FREE THROWS

Career: 8, vs. Arkansas (March 13, 2014)
Season: 5, vs. UNC Asheville (Nov. 26, 2014)

FREE THROW ATTEMPTS

Career: 10, vs. Arkansas (March 13, 2014)
Season: 6, vs. UNC Asheville (Nov. 26, 2014)

REBOUNDS

Career: 13, vs. UNC Asheville (Nov. 26, 2014)
Season: 13, vs. UNC Asheville (Nov. 26, 2014)

ASSISTS

Career: 4, vs. Jacksonville (Dec. 7, 2012)
Season: 3, vs. UNC Asheville (Nov. 26, 2014)

BLOCKS

Career: 3, 4x, last vs. Oklahoma St. (Dec. 6, 2014)
Season: 3, 3x, last vs. Oklahoma St. (Dec. 6, 2014)

STEALS

Career: 3, at Tennessee (Feb. 8, 2014)
Season: 1, twice, last vs. Oklahoma St. (Dec. 6, 2014)

MINUTES PLAYED

Career: 34, vs. Georgia (Feb. 23, 2013)
Season: 28, vs. Clemson (Dec. 19, 2014)

2014-15

| Opponent | Date | GS | Min | FG-FGA | Pct | 3FG-FGA | Pct | FT-FTA | Pct | Off | Def | Tot | Avg | PF | FO | A | TO | Blk | Stl | Pts | Avg |
|-------------------|----------|----|------|--------|------|---------|-------|--------|-------|-----|-----|-----|-----|----|----|---|----|-----|-----|------|------|
| North Florida | 11/14/14 | 17 | 4-6 | .667 | 0-0 | .000 | 3-4 | .750 | 1 | 3 | 4 | 4.0 | 1 | 0 | 0 | 2 | 0 | 0 | 11 | 11.0 | |
| Baylor | 11/18/14 | 14 | 1-2 | .500 | 0-0 | .000 | 2-2 | 1.000 | 1 | 5 | 6 | 5.0 | 0 | 0 | 0 | 1 | 0 | 0 | 4 | 7.5 | |
| vs. Cornell | 11/20/14 | 20 | 4-7 | .571 | 0-0 | .000 | 0-0 | .000 | 1 | 6 | 7 | 5.7 | 0 | 0 | 1 | 1 | 2 | 0 | 8 | 7.7 | |
| vs. Charlotte | 11/21/14 | 24 | 2-4 | .500 | 0-0 | .000 | 0-0 | .000 | 1 | 6 | 7 | 6.0 | 1 | 0 | 1 | 2 | 3 | 0 | 4 | 6.8 | |
| vs. Akron | 11/23/14 | 21 | 5-12 | .417 | 0-1 | .000 | 1-1 | 1.000 | 1 | 4 | 5 | 5.8 | 2 | 0 | 0 | 1 | 0 | 0 | 11 | 7.6 | |
| UNC Asheville | 11/26/14 | * | 23 | 5-11 | .455 | 2-2 | 1.000 | 5-6 | .833 | 7 | 6 | 13 | 7.0 | 3 | 0 | 3 | 4 | 3 | 0 | 17 | 9.2 |
| at Marshall | 12/1/14 | * | 18 | 7-9 | .778 | 1-1 | 1.000 | 0-0 | .000 | 2 | 2 | 4 | 6.6 | 4 | 0 | 1 | 4 | 1 | 1 | 15 | 10.0 |
| Oklahoma State | 12/6/14 | * | 23 | 3-7 | .429 | 0-1 | .000 | 0-0 | .000 | 2 | 3 | 5 | 6.4 | 0 | 0 | 1 | 0 | 3 | 1 | 6 | 9.5 |
| Clemson | 12/19/14 | * | 28 | 6-8 | .750 | 0-1 | .000 | 0-0 | .000 | 1 | 2 | 5.9 | 3 | 0 | 1 | 1 | 3 | 2 | 12 | 9.8 | |
| Coker | 12/21/14 | * | 24 | 8-12 | .667 | 0-0 | .000 | 0-2 | .000 | 3 | 2 | 5 | 5.8 | 0 | 0 | 0 | 4 | 2 | 0 | 16 | 10.4 |
| NA&T | 12/30/14 | * | 22 | 5-6 | .833 | 1-1 | 1.000 | 3-4 | .750 | 2 | 7 | 9 | 6.1 | 2 | 0 | 0 | 1 | 2 | 0 | 14 | 10.7 |
| vs. Iowa State | 1/3/15 | * | 20 | 2-3 | .667 | 0-1 | .000 | 0-0 | .000 | 1 | 2 | 3 | 5.8 | 5 | 1 | 0 | 3 | 0 | 0 | 4 | 10.2 |
| Florida | 1/7/15 | * | 21 | 3-6 | .500 | 0-1 | .000 | 2-2 | 1.000 | 0 | 1 | 1 | 5.5 | 3 | 0 | 0 | 0 | 2 | 0 | 8 | 10.0 |
| at Ole Miss | 1/10/15 | * | 23 | 1-3 | .333 | 0-0 | .000 | 1-2 | .500 | 1 | 3 | 4 | 5.4 | 0 | 0 | 0 | 1 | 1 | 0 | 3 | 9.5 |
| Alabama | 1/13/15 | | | | | | | | | | | | | | | | | | | | |
| at Auburn | 1/17/15 | | | | | | | | | | | | | | | | | | | | |
| Tennessee | 1/20/15 | | | | | | | | | | | | | | | | | | | | |
| Kentucky | 1/24/15 | | | | | | | | | | | | | | | | | | | | |
| at LSU | 1/28/15 | | | | | | | | | | | | | | | | | | | | |
| Georgia | 1/31/15 | | | | | | | | | | | | | | | | | | | | |
| at Arkansas | 2/3/15 | | | | | | | | | | | | | | | | | | | | |
| at Vanderbilt | 2/7/15 | | | | | | | | | | | | | | | | | | | | |
| Missouri | 2/10/15 | | | | | | | | | | | | | | | | | | | | |
| at Kentucky | 2/14/15 | | | | | | | | | | | | | | | | | | | | |
| at Georgia | 2/17/15 | | | | | | | | | | | | | | | | | | | | |
| Texas A&M | 2/21/15 | | | | | | | | | | | | | | | | | | | | |
| at Alabama | 2/24/15 | | | | | | | | | | | | | | | | | | | | |
| Mississippi State | 2/28/15 | | | | | | | | | | | | | | | | | | | | |
| Arkansas | 3/5/15 | | | | | | | | | | | | | | | | | | | | |
| at Tennessee | 3/7/15 | | | | | | | | | | | | | | | | | | | | |

| Per 40 Minutes | FGM | FTM | Rebs | Fouls | Assists | Blocks | Steals | Points |
|----------------|-----|-----|------|-------|---------|--------|--------|--------|
| | 7.5 | 2.3 | 10.1 | 3.2 | 1.1 | 3.0 | 0.5 | 17.9 |

CAREER STATISTICS

| Season | GP-GS | Min | Avg | FG | FGA | Pct | 3FG | 3FGA | Pct | FT | FTA | Pct | Off | Def | Tot | Avg | PF | FO | Ast | TO | Blk | Stl | Pts | Avg |
|---------------|--------------|-------------|-------------|------------|------------|-------------|----------|-----------|-------------|-----------|------------|-------------|-----------|------------|------------|------------|------------|----------|-----------|-----------|-----------|-----------|------------|------------|
| 2012-13 | 23-10 | 304 | 13.2 | 38 | 85 | .447 | 3 | 10 | .300 | 22 | 36 | .611 | 28 | 46 | 74 | 3.2 | 42 | 1 | 12 | 32 | 13 | 3 | 101 | 4.4 |
| 2013-14 | 33-1 | 426 | 12.9 | 65 | 121 | .537 | 0 | 1 | .000 | 29 | 42 | .690 | 40 | 94 | 134 | 4.1 | 78 | 2 | 13 | 32 | 20 | 13 | 159 | 4.8 |
| 2014-15 | 14-9 | 298 | 21.3 | 56 | 96 | .583 | 4 | 9 | .444 | 17 | 23 | .739 | 24 | 51 | 75 | 5.4 | 24 | 1 | 8 | 25 | 22 | 4 | 133 | 9.5 |
| Totals | 70-20 | 1028 | 14.7 | 159 | 302 | .526 | 7 | 20 | .350 | 68 | 101 | .673 | 92 | 191 | 283 | 4.0 | 144 | 4 | 33 | 89 | 55 | 20 | 393 | 5.6 |

CAREER SEC STATISTICS

| Season | GP-GS | Min | Avg | FG | FGA | Pct | 3FG | 3FGA | Pct | FT | FTA | Pct | Off | Def | Tot | Avg | PF | FO | Ast | TO | Blk | Stl | Pts | Avg |
|---------------|--------------|------------|-------------|-----------|------------|-------------|----------|----------|-------------|-----------|-----------|-------------|-----------|-----------|------------|------------|-----------|----------|-----------|-----------|-----------|-----------|------------|------------|
| 2013 | 15-10 | 213 | 14.2 | 23 | 59 | .390 | 2 | 7 | .286 | 19 | 28 | .679 | 17 | 35 | 52 | 3.5 | 30 | 1 | 5 | 22 | 11 | 2 | 67 | 4.5 |
| 2014 | 18-1 | 241 | 13.4 | 36 | 64 | .563 | 0 | 1 | .000 | 10 | 17 | .588 | 19 | 53 | 72 | 4.0 | 51 | 2 | 9 | 22 | 12 | 9 | 82 | 4.6 |
| 2015 | 2-2 | 44 | 22.0 | 4 | 9 | .444 | 0 | 1 | .000 | 3 | 4 | .750 | 1 | 4 | 5 | 2.5 | 3 | 0 | 0 | 1 | 3 | 0 | 11 | 5.5 |
| Totals | 35-13 | 498 | 14.2 | 63 | 132 | .477 | 2 | 9 | .222 | 32 | 49 | .653 | 37 | 92 | 129 | 3.7 | 84 | 3 | 14 | 45 | 26 | 11 | 160 | 4.6 |



#25 - MINDAUGAS KACINAS

JUNIOR | FORWARD | 6'7" | 227 | 2 LETTERS

KLAIPEDA, LITHUANIA/WORD OF LIFE FIRE TRADITIONAL SCHOOL

SEASON NOTABLES

- Scored eight points and pulled down seven rebounds in exhib. win vs. Benedict
- Came just a point shy of a double-double, pulling down 11 rebounds with nine points against North Florida
- Led the team to a win over Cornell with 10 points and 11 rebounds, including seven offensive boards
- Went a perfect 5-5 from the floor to score 11 points against Charlotte, adding five offensive rebounds
- Pulled down five offensive rebounds and scored six points in 16 minutes vs. Akron
- Played a season-high 32 minutes and picked a career-high four steals in a win at Marshall
- Hit a career-best two 3-pointers and corralled 12 rebounds in a win over Oklahoma State, adding three assists
- Had his second perfect game of the season, hitting all five field goal attempts and all six free throws to lead the team with 16 points in a win over North Carolina A&T

KACINAS' SUPERLATIVES

POINTS

Career: 18, vs. Rider (Nov. 19, 2012)
Season: 16, vs. North Carolina A&T (Dec. 30, 2014)

FIELD GOALS

Career: 8, vs. Rider (Nov. 19, 2012)
Season: 5, twice, last vs. N. Carolina A&T (Dec. 30, 2014)

FIELD GOAL ATTEMPTS

Career: 11, 3x, last at Clemson (Nov. 13, 2013)
Season: 8, vs. Cornell (Nov. 20, 2014)

3-POINT FIELD GOALS

Career: 2, twice, last vs. Florida (Jan. 7, 2015)
Season: 2, twice, last vs. Florida (Jan. 7, 2015)

3-POINT FIELD GOAL ATTEMPTS

Career: 4, twice, last vs. Florida (Jan. 7, 2015)
Season: 4, twice, last vs. Florida (Jan. 7, 2015)

FREE THROWS

Career: 6, 3x, last vs. N. Carolina A&T (Dec. 30, 2014)
Season: 6, vs. North Carolina A&T (Dec. 30, 2014)

FREE THROW ATTEMPTS

Career: 8, twice, last vs. Auburn (March 12, 2014)
Season: 6, vs. North Carolina A&T (Dec. 30, 2014)

REBOUNDS

Career: 14, vs. Longwood (Nov. 9, 2013)
Season: 12, vs. Oklahoma St. (Dec. 6, 2014)

ASSISTS

Career: 3, 4x, last vs. Oklahoma St. (Dec. 6, 2014)
Season: 3, vs. Oklahoma St. (Dec. 6, 2014)

BLOCKS

Career: 3, vs. Appalachian State (Dec. 19, 2012)
Season: 2, twice, last vs. Oklahoma St. (Dec. 6, 2014)

STEALS

Career: 4, at Marshall (Dec. 1, 2014)
Season: 4, at Marshall (Dec. 1, 2014)

MINUTES PLAYED

Career: 36, 3x, last vs. Florida (March 4, 2014)
Season: 32, at Marshall (Dec. 1, 2014)

2014-15

| Opponent | Date | GS | Min | FG-FGA | Pct | 3FG-FGA | Pct | FT-FTA | Pct | Off | Def | Tot | Avg | PF | FO | A | TO | Blk | Stl | Pts | Avg |
|-------------------|----------|----|-----|--------|-----|---------|-----|--------|-----|-----|-----|------|-----|----|----|---|----|-----|-----|-----|-----|
| North Florida | 11/14/14 | 25 | 2-5 | .400 | 1-2 | .500 | 4-5 | .800 | 2 | 9 | 11 | 11.0 | 4 | 0 | 0 | 1 | 0 | 0 | 0 | 9 | 9.0 |
| Baylor | 11/18/14 | 15 | 0-2 | .000 | 0-0 | .000 | 0-0 | .000 | 1 | 1 | 2 | 6.5 | 0 | 0 | 0 | 1 | 0 | 0 | 0 | 0 | 4.5 |
| vs. Cornell | 11/20/14 | 26 | 3-8 | .375 | 0-0 | .000 | 4-4 | 1.000 | 7 | 4 | 11 | 8.0 | 1 | 0 | 1 | 1 | 0 | 0 | 2 | 10 | 6.3 |
| vs. Charlotte | 11/21/14 | 23 | 5-5 | 1.000 | 0-0 | .000 | 1-1 | 1.000 | 5 | 1 | 6 | 7.5 | 4 | 0 | 0 | 1 | 1 | 0 | 1 | 11 | 7.5 |
| vs. Akron | 11/23/14 | 16 | 3-4 | .750 | 0-0 | .000 | 0-0 | .000 | 5 | 0 | 5 | 7.0 | 1 | 0 | 0 | 2 | 0 | 0 | 0 | 6 | 7.2 |
| UNC Asheville | 11/26/14 | 18 | 2-3 | .667 | 0-0 | .000 | 0-0 | .000 | 1 | 3 | 4 | 6.5 | 2 | 0 | 0 | 1 | 2 | 0 | 0 | 4 | 6.7 |
| at Marshall | 12/1/14 | 32 | 0-2 | .000 | 0-0 | .000 | 2-4 | .500 | 3 | 2 | 5 | 6.3 | 2 | 0 | 2 | 1 | 0 | 4 | 2 | 6.0 | |
| Oklahoma State | 12/6/14 | 30 | 3-7 | .429 | 2-4 | .500 | 1-2 | .500 | 4 | 8 | 12 | 7.0 | 2 | 0 | 3 | 1 | 2 | 1 | 9 | 6.4 | |
| Clemson | 12/19/14 | 25 | 2-4 | .500 | 0-0 | .000 | 2-2 | 1.000 | 1 | 4 | 5 | 6.8 | 0 | 0 | 1 | 0 | 0 | 1 | 6 | 6.3 | |
| Coker | 12/21/14 | 18 | 3-4 | .750 | 0-0 | .000 | 1-1 | 1.000 | 3 | 4 | 7 | 6.8 | 1 | 0 | 0 | 2 | 1 | 2 | 7 | 6.4 | |
| NA&T | 12/30/14 | 22 | 5-5 | 1.000 | 0-0 | .000 | 6-6 | 1.000 | 3 | 4 | 7 | 6.8 | 2 | 0 | 0 | 3 | 0 | 2 | 16 | 7.3 | |
| vs. Iowa State | 1/3/15 | 7 | 0-0 | .000 | 0-0 | .000 | 3-4 | .750 | 0 | 1 | 1 | 6.3 | 5 | 1 | 0 | 1 | 1 | 0 | 0 | 3 | 6.9 |
| Florida | 1/7/15 | 23 | 3-6 | .500 | 2-4 | .500 | 1-2 | .500 | 1 | 4 | 5 | 6.2 | 2 | 0 | 1 | 1 | 0 | 0 | 9 | 7.1 | |
| at Ole Miss | 1/10/15 | 17 | 2-3 | .667 | 0-1 | .000 | 0-0 | .000 | 1 | 1 | 2 | 5.9 | 3 | 0 | 0 | 1 | 0 | 1 | 4 | 6.9 | |
| Alabama | 1/13/15 | | | | | | | | | | | | | | | | | | | | |
| at Auburn | 1/17/15 | | | | | | | | | | | | | | | | | | | | |
| Tennessee | 1/20/15 | | | | | | | | | | | | | | | | | | | | |
| Kentucky | 1/24/15 | | | | | | | | | | | | | | | | | | | | |
| at LSU | 1/28/15 | | | | | | | | | | | | | | | | | | | | |
| Georgia | 1/31/15 | | | | | | | | | | | | | | | | | | | | |
| at Arkansas | 2/3/15 | | | | | | | | | | | | | | | | | | | | |
| at Vanderbilt | 2/7/15 | | | | | | | | | | | | | | | | | | | | |
| Missouri | 2/10/15 | | | | | | | | | | | | | | | | | | | | |
| at Kentucky | 2/14/15 | | | | | | | | | | | | | | | | | | | | |
| at Georgia | 2/17/15 | | | | | | | | | | | | | | | | | | | | |
| Texas A&M | 2/21/15 | | | | | | | | | | | | | | | | | | | | |
| at Alabama | 2/24/15 | | | | | | | | | | | | | | | | | | | | |
| Mississippi State | 2/28/15 | | | | | | | | | | | | | | | | | | | | |
| Arkansas | 3/5/15 | | | | | | | | | | | | | | | | | | | | |
| at Tennessee | 3/7/15 | | | | | | | | | | | | | | | | | | | | |

| Per 40 Minutes | FGM | FTM | Rebs | Fouls | Assists | Blocks | Steals | Points |
|----------------|-----|------|------|-------|---------|--------|--------|--------|
| 4.4 | 3.4 | 11.2 | 3.9 | 1.1 | 1.0 | 1.8 | 12.9 | |

CAREER STATISTICS

| Season | GP-GS | Min | Avg | FG | FGA | Pct | 3FG | 3FGA | Pct | FT | FTA | Pct | Off | Def | Tot | Avg | PF | FO | Ast | TO | Blk | Stl | Pts | Avg |
|---------------|--------------|-------------|-------------|------------|------------|-------------|----------|-----------|-------------|------------|------------|-------------|------------|------------|------------|------------|------------|----------|-----------|------------|-----------|-----------|------------|------------|
| 2012-13 | 31-9 | 606 | 19.5 | 57 | 110 | .518 | 4 | 20 | .200 | 34 | 50 | .680 | 50 | 66 | 116 | 3.7 | 67 | 1 | 21 | 46 | 15 | 10 | 152 | 4.9 |
| 2013-14 | 34-27 | 818 | 24.1 | 70 | 126 | .556 | 0 | 2 | .000 | 50 | 77 | .649 | 80 | 95 | 175 | 5.1 | 103 | 4 | 12 | 53 | 21 | 31 | 190 | 5.6 |
| 2014-15 | 14-0 | 297 | 21.2 | 33 | 58 | .569 | 5 | 13 | .385 | 25 | 31 | .806 | 37 | 46 | 83 | 5.9 | 29 | 1 | 8 | 17 | 7 | 13 | 96 | 6.9 |
| Totals | 79-36 | 1721 | 21.8 | 160 | 294 | .544 | 9 | 35 | .257 | 109 | 158 | .690 | 167 | 207 | 374 | 4.7 | 199 | 6 | 41 | 116 | 43 | 54 | 438 | 5.5 |

CAREER SEC STATISTICS

| Season | GP-GS | Min | Avg | FG | FGA | Pct | 3FG | 3FGA | Pct | FT | FTA | Pct | Off | Def | Tot | Avg | PF | FO | Ast | TO | Blk | Stl | Pts | Avg |
|---------------|--------------|------------|-------------|-----------|------------|-------------|----------|-----------|-------------|-----------|-----------|-------------|-----------|-----------|------------|------------|-----------|----------|-----------|-----------|-----------|-----------|------------|------------|
| 2013 | 17-4 | 255 | 15.0 | 16 | 40 | .400 | 1 | 7 | .143 | 11 | 16 | .688 | 14 | 27 | 41 | 2.4 | 32 | 0 | 7 | 18 | 2 | 4 | 44 | 2.6 |
| 2014 | 18-11 | 382 | 21.2 | 34 | 57 | .596 | 0 | 0 | .000 | 24 | 36 | .667 | 38 | 38 | 76 | 4.2 | 58 | 2 | 2 | 23 | 13 | 20 | 92 | 5.1 |
| 2015 | 2-0 | 40 | 20.0 | 5 | 9 | .556 | 2 | 5 | .400 | 1 | 2 | .500 | 2 | 5 | 7 | 3.5 | 5 | 0 | 1 | 2 | 0 | 1 | 13 | 6.5 |
| Totals | 37-15 | 677 | 18.3 | 55 | 106 | .519 | 3 | 12 | .250 | 36 | 54 | .667 | 54 | 70 | 124 | 3.4 | 95 | 2 | 10 | 43 | 15 | 25 | 149 | 4.0 |



#35 - BRIAN STEELE

JUNIOR | FORWARD | 6'5" | 194 | 2 LETTERS

GREENVILLE, S.C./WADE HAMPTON SCHOOL

SEASON NOTABLES

- Suffered a knee injury prior to the start of preseason, but was available for the first game of the year
- Hit a pair of threes in 15 minutes of action against North Florida
- Scored once in four minutes against Coker

STEELE'S SUPERLATIVES

POINTS

Career: 8, vs. Georgia (Feb. 22, 2014)
Season: 6, vs. North Florida (Nov. 14, 2014)

FIELD GOALS

Career: 3, at Tennessee (Feb. 8, 2014)
Season: 2, vs. North Florida (Nov. 14, 2014)

FIELD GOAL ATTEMPTS

Career: 7, 3x, last vs. Cornell (Nov. 20, 2014)
Season: 4, vs. North Florida (Nov. 14, 2014)

3-POINT FIELD GOALS

Career: 2, 3x, last vs. North Florida (Nov. 14, 2014)
Season: 2, vs. North Florida (Nov. 14, 2014)

3-POINT FIELD GOAL ATTEMPTS

Career: 5, twice, last vs. Georgia (Feb. 22, 2014)
Season: 4, vs. North Florida (Nov. 14, 2014)

FREE THROWS

Career: 2, twice, last vs. Georgia (Feb. 22, 2014)
Season:

FREE THROW ATTEMPTS

Career: 2, 3x, last vs. Georgia (Feb. 22, 2014)
Season:

REBOUNDS

Career: 7, vs. Miss. State (March 13, 2013)
Season: 3, vs. Cornell (Nov. 20, 2014)

ASSISTS

Career: 3, twice, last at Auburn (Feb. 26, 2014)
Season: 2, vs. Cornell (Nov. 20, 2014)

BLOCKS

Career:
Season:

STEALS

Career: 2, vs. Texas A&M (Jan. 29, 2014)
Season: 1, 3x, last vs. UNC Asheville (Nov. 26, 2014)

MINUTES PLAYED

Career: 26, at Tennessee (Feb. 8, 2014)
Season: 16, vs. Cornell (Nov. 20, 2014)

2014-15

| Opponent | Date | GS | Min | FG-FGA | Pct | 3FG-FGA | Pct | FT-FTA | Pct | Off | Def | Tot | Avg | PF | FO | A | TO | Blk | Sd | Pts | Avg |
|-------------------|----------|------------------------|-----|--------|-----|---------|-----|--------|-----|-----|-----|-----|-----|----|----|---|----|-----|----|-----|-----|
| North Florida | 11/14/14 | 15 | 2-4 | .500 | 2-4 | .500 | 0-0 | .000 | 0 | 2 | 2 | 2.0 | 0 | 0 | 0 | 0 | 0 | 0 | 0 | 6 | 6.0 |
| Baylor | 11/18/14 | 8 | 0-2 | .000 | 0-2 | .000 | 0-0 | .000 | 0 | 0 | 0 | 1.0 | 1 | 0 | 0 | 0 | 0 | 0 | 0 | 0 | 3.0 |
| vs. Cornell | 11/20/14 | 16 | 1-7 | .143 | 1-4 | .250 | 0-0 | .000 | 0 | 3 | 3 | 1.7 | 1 | 0 | 2 | 1 | 0 | 1 | 3 | 3.0 | |
| vs. Charlotte | 11/21/14 | 8 | 0-1 | .000 | 0-0 | .000 | 0-0 | .000 | 0 | 2 | 2 | 1.8 | 1 | 0 | 0 | 0 | 0 | 0 | 1 | 0 | 2.3 |
| vs. Akron | 11/23/14 | 2 | 0-0 | .000 | 0-0 | .000 | 0-0 | .000 | 0 | 0 | 0 | 1.4 | 1 | 0 | 1 | 0 | 0 | 1 | 0 | 1.8 | |
| UNC Asheville | 11/26/14 | DNP - Coach's Decision | | | | | | | | | | | | | | | | | | | |
| at Marshall | 12/1/14 | 4 | 0-1 | .000 | 0-1 | .000 | 0-0 | .000 | 0 | 0 | 0 | 1.2 | 1 | 0 | 0 | 0 | 0 | 0 | 0 | 0 | 1.5 |
| Oklahoma State | 12/6/14 | 2 | 0-0 | .000 | 0-0 | .000 | 0-0 | .000 | 0 | 0 | 0 | 1.0 | 0 | 0 | 0 | 0 | 0 | 0 | 0 | 0 | 1.3 |
| Clemson | 12/19/14 | 2 | 0-0 | .000 | 0-0 | .000 | 0-0 | .000 | 0 | 0 | 0 | 0.8 | 0 | 0 | 0 | 0 | 0 | 0 | 0 | 0 | 1.1 |
| Coker | 12/21/14 | 4 | 1-2 | .500 | 0-1 | .000 | 0-0 | .000 | 0 | 0 | 0 | 0.8 | 0 | 0 | 1 | 0 | 0 | 0 | 2 | 1.2 | |
| NA&T | 12/30/14 | 4 | 0-0 | .000 | 0-0 | .000 | 0-0 | .000 | 0 | 0 | 0 | 0.7 | 0 | 0 | 0 | 0 | 0 | 0 | 0 | 0 | 1.1 |
| vs. Iowa State | 1/3/15 | DNP - Coach's Decision | | | | | | | | | | | | | | | | | | | |
| Florida | 1/7/15 | DNP - Coach's Decision | | | | | | | | | | | | | | | | | | | |
| at Ole Miss | 1/10/15 | DNP - Coach's Decision | | | | | | | | | | | | | | | | | | | |
| Alabama | 1/13/15 | | | | | | | | | | | | | | | | | | | | |
| at Auburn | 1/17/15 | | | | | | | | | | | | | | | | | | | | |
| Tennessee | 1/20/15 | | | | | | | | | | | | | | | | | | | | |
| Kentucky | 1/24/15 | | | | | | | | | | | | | | | | | | | | |
| at LSU | 1/28/15 | | | | | | | | | | | | | | | | | | | | |
| Georgia | 1/31/15 | | | | | | | | | | | | | | | | | | | | |
| at Arkansas | 2/3/15 | | | | | | | | | | | | | | | | | | | | |
| at Vanderbilt | 2/7/15 | | | | | | | | | | | | | | | | | | | | |
| Missouri | 2/10/15 | | | | | | | | | | | | | | | | | | | | |
| at Kentucky | 2/14/15 | | | | | | | | | | | | | | | | | | | | |
| at Georgia | 2/17/15 | | | | | | | | | | | | | | | | | | | | |
| Texas A&M | 2/21/15 | | | | | | | | | | | | | | | | | | | | |
| at Alabama | 2/24/15 | | | | | | | | | | | | | | | | | | | | |
| Mississippi State | 2/28/15 | | | | | | | | | | | | | | | | | | | | |
| Arkansas | 3/5/15 | | | | | | | | | | | | | | | | | | | | |
| at Tennessee | 3/7/15 | | | | | | | | | | | | | | | | | | | | |

| Per 40 Minutes | FGM | FTM | Rebs | Fouls | Assists | Blocks | Steals | Points |
|----------------|-----|-----|------|-------|---------|--------|--------|--------|
| 2.5 | 0.0 | 4.3 | 3.1 | 3.1 | 0.0 | 1.8 | 6.8 | |

CAREER STATISTICS

| Season | GP-GS | Min | Avg | FG | FGA | Pct | 3FG | 3FGA | Pct | FT | FTA | Pct | Off | Def | Tot | Avg | PF | FO | Ast | TO | Blk | Stl | Pts | Avg |
|---------------|-------------|------------|------------|-----------|-----------|-------------|-----------|-----------|-------------|----------|----------|-------------|-----------|-----------|-----------|------------|-----------|----------|-----------|-----------|----------|-----------|-----------|------------|
| 2012-13 | 7-4 | 79 | 11.3 | 5 | 19 | .263 | 4 | 14 | .286 | 2 | 3 | .667 | 4 | 11 | 15 | 2.1 | 12 | 1 | 8 | 5 | 0 | 3 | 16 | 2.3 |
| 2013-14 | 22-0 | 218 | 9.9 | 18 | 44 | .409 | 10 | 27 | .370 | 2 | 5 | .400 | 7 | 17 | 24 | 1.1 | 30 | 1 | 11 | 8 | 0 | 5 | 48 | 2.2 |
| 2014-15 | 10-0 | 65 | 6.5 | 4 | 17 | .235 | 3 | 13 | .231 | 0 | 0 | .000 | 0 | 7 | 7 | 0.7 | 5 | 0 | 5 | 2 | 0 | 3 | 11 | 1.1 |
| Totals | 39-4 | 362 | 9.3 | 27 | 80 | .338 | 17 | 54 | .315 | 4 | 8 | .500 | 11 | 35 | 46 | 1.2 | 47 | 2 | 24 | 15 | 0 | 11 | 75 | 1.9 |

CAREER SEC STATISTICS

| Season | GP-GS | Min | Avg | FG | FGA | Pct | 3FG | 3FGA | Pct | FT | FTA | Pct | Off | Def | Tot | Avg | PF | FO | Ast | TO | Blk | Stl | Pts | Avg |
|---------------|-------------|------------|-------------|-----------|-----------|-------------|-----------|-----------|-------------|----------|----------|-------------|----------|-----------|-----------|------------|-----------|----------|-----------|----------|----------|----------|-----------|------------|
| 2013 | 4-3 | 56 | 14.0 | 4 | 11 | .364 | 4 | 10 | .400 | 0 | 0 | .000 | 1 | 6 | 7 | 1.8 | 10 | 1 | 6 | 2 | 0 | 2 | 12 | 3.0 |
| 2014 | 13-0 | 124 | 9.5 | 14 | 35 | .400 | 7 | 21 | .333 | 2 | 5 | .400 | 4 | 12 | 16 | 1.2 | 18 | 0 | 8 | 4 | 0 | 5 | 37 | 2.8 |
| Totals | 17-3 | 180 | 10.6 | 18 | 46 | .391 | 11 | 31 | .355 | 2 | 5 | .400 | 5 | 18 | 23 | 1.4 | 28 | 1 | 14 | 6 | 0 | 7 | 49 | 2.9 |



#21 - DEMETRIUS HENRY

SOPHOMORE | FORWARD | 6'9" | 226 | 1 LETTER

MIAMI, FLA./FAITH BAPTIST CHRISTIAN SCHOOL

SEASON NOTABLES

- Scored 15 points and collected seven rebounds in exhib. win vs. Benedict
- Led the team in scoring with 12 points in 20 minutes against North Florida
- Pulled down eight rebounds against Baylor
- Led the team with nine rebounds against Akron
- Scored a career-high 15 points with eight rebounds and three blocks against UNC Asheville
- Blocked a pair of shots with eight points and five rebounds in just 16 minutes against Clemson
- Set a new career high in scoring with 16 points in just 19 minutes against Coker

HENRY'S SUPERLATIVES

POINTS

Career: 16, vs. Coker (Dec. 21, 2014)

Season: 16, vs. Coker (Dec. 21, 2014)

FIELD GOALS

Career: 7, vs. FIU (Nov. 24, 2013)

Season: 6, 3x, last vs. Coker (Dec. 21, 2014)

FIELD GOAL ATTEMPTS

Career: 11, twice, last vs. UNC Asheville (Nov. 26, 2014)

Season: 11, vs. UNC Asheville (Nov. 26, 2014)

3-POINT FIELD GOALS

Career:

Season:

3-POINT FIELD GOAL ATTEMPTS

Career: 1, vs. Arkansas (March 13, 2014)

Season: 1, vs. Clemson (Dec. 20, 2014)

FREE THROWS

Career: 4, vs. Coker (Dec. 21, 2014)

Season: 4, vs. Coker (Dec. 21, 2014)

FREE THROW ATTEMPTS

Career: 5, 4vs. Coker (Dec. 21, 2014)

Season: 5, vs. Coker (Dec. 21, 2014)

REBOUNDS

Career: 11, vs. SC State (Jan. 3, 2014)

Season: 9, vs. Akron (Nov. 23, 2014)

ASSISTS

Career: 3, at Mississippi State (March 8, 2014)

Season: 1, vs. Baylor (Nov. 18, 2014)

BLOCKS

Career: 3, twice, last vs. Coker (Dec. 21, 2014)

Season: 3, twice, last vs. Coker (Dec. 21, 2014)

STEALS

Career: 2, 3x, at Arkansas (Feb. 19, 2014)

Season: 1, twice, last vs. Coker (Dec. 21, 2014)

MINUTES PLAYED

Career: 32, twice, last vs. UNC Asheville (Nov. 26, 2014)

Season: 32, vs. UNC Asheville (Nov. 26, 2014)

2014-15

| Opponent | Date | GS | Min | FG-FGA | Pct | 3FG-FGA | Pct | FT-FTA | Pct | Off | Def | Tot | Avg | PF | FO | A | TO | Blk | Stl | Pts | Avg |
|-------------------|----------|----|-----|--------|-------|---------|------|--------|-------|-----|-----|-----|-----|----|----|---|----|-----|-----|-----|------|
| North Florida | 11/14/14 | * | 20 | 6-9 | .667 | 0-0 | .000 | 0-0 | .000 | 0 | 2 | 2 | 2.0 | 5 | 1 | 0 | 2 | 1 | 0 | 12 | 12.0 |
| Baylor | 11/18/14 | * | 25 | 1-4 | .250 | 0-0 | .000 | 2-2 | 1.000 | 5 | 3 | 8 | 5.0 | 4 | 0 | 1 | 0 | 1 | 0 | 4 | 8.0 |
| vs. Cornell | 11/20/14 | * | 13 | 1-3 | .333 | 0-0 | .000 | 0-0 | .000 | 1 | 0 | 1 | 3.7 | 3 | 0 | 0 | 1 | 0 | 0 | 2 | 6.0 |
| vs. Charlotte | 11/21/14 | * | 13 | 2-2 | 1.000 | 0-0 | .000 | 0-0 | .000 | 0 | 1 | 1 | 3.0 | 4 | 0 | 0 | 1 | 0 | 0 | 4 | 5.5 |
| vs. Akron | 11/23/14 | * | 27 | 1-7 | .143 | 0-0 | .000 | 1-3 | .333 | 2 | 7 | 9 | 4.2 | 4 | 0 | 0 | 2 | 1 | 0 | 3 | 5.0 |
| UNC Asheville | 11/26/14 | * | 32 | 6-11 | .545 | 0-0 | .000 | 3-4 | .750 | 2 | 6 | 8 | 4.8 | 2 | 0 | 0 | 1 | 3 | 0 | 15 | 6.7 |
| at Marshall | 12/1/14 | * | 15 | 2-4 | .500 | 0-1 | .000 | 0-0 | .000 | 2 | 2 | 4 | 4.6 | 5 | 1 | 0 | 2 | 0 | 1 | 4 | 6.3 |
| Oklahoma State | 12/6/14 | * | 17 | 1-5 | .200 | 0-0 | .000 | 2-2 | 1.000 | 0 | 1 | 1 | 4.1 | 4 | 0 | 0 | 4 | 2 | 0 | 4 | 6.0 |
| Clemson | 12/19/14 | * | 16 | 3-4 | .750 | 0-1 | .000 | 2-2 | 1.000 | 1 | 4 | 5 | 4.2 | 4 | 0 | 1 | 2 | 2 | 0 | 8 | 6.2 |
| Coker | 12/21/14 | * | 19 | 6-8 | .750 | 0-0 | .000 | 4-5 | .800 | 3 | 2 | 5 | 4.3 | 1 | 0 | 1 | 2 | 3 | 1 | 16 | 7.2 |
| NA&T | 12/30/14 | * | 17 | 4-8 | .500 | 0-0 | .000 | 2-4 | .500 | 2 | 1 | 3 | 4.2 | 4 | 0 | 1 | 3 | 1 | 0 | 10 | 7.5 |
| vs. Iowa State | 1/3/15 | * | 27 | 3-6 | .500 | 0-0 | .000 | 1-2 | .500 | 2 | 3 | 5 | 4.2 | 5 | 1 | 0 | 3 | 0 | 0 | 7 | 7.4 |
| Florida | 1/7/15 | * | 31 | 3-7 | .429 | 0-0 | .000 | 0-1 | .000 | 1 | 3 | 4 | 4.2 | 1 | 0 | 0 | 0 | 1 | 1 | 6 | 7.3 |
| at Ole Miss | 1/10/15 | * | 14 | 1-3 | .333 | 0-0 | .000 | 2-6 | .333 | 2 | 2 | 4 | 4.2 | 4 | 0 | 1 | 1 | 0 | 0 | 4 | 7.1 |
| Alabama | 1/13/15 | | | | | | | | | | | | | | | | | | | | |
| at Auburn | 1/17/15 | | | | | | | | | | | | | | | | | | | | |
| Tennessee | 1/20/15 | | | | | | | | | | | | | | | | | | | | |
| Kentucky | 1/24/15 | | | | | | | | | | | | | | | | | | | | |
| at LSU | 1/28/15 | | | | | | | | | | | | | | | | | | | | |
| Georgia | 1/31/15 | | | | | | | | | | | | | | | | | | | | |
| at Arkansas | 2/3/15 | | | | | | | | | | | | | | | | | | | | |
| at Vanderbilt | 2/7/15 | | | | | | | | | | | | | | | | | | | | |
| Missouri | 2/10/15 | | | | | | | | | | | | | | | | | | | | |
| at Kentucky | 2/14/15 | | | | | | | | | | | | | | | | | | | | |
| at Georgia | 2/17/15 | | | | | | | | | | | | | | | | | | | | |
| Texas A&M | 2/21/15 | | | | | | | | | | | | | | | | | | | | |
| at Alabama | 2/24/15 | | | | | | | | | | | | | | | | | | | | |
| Mississippi State | 2/28/15 | | | | | | | | | | | | | | | | | | | | |
| Arkansas | 3/5/15 | | | | | | | | | | | | | | | | | | | | |
| at Tennessee | 3/7/15 | | | | | | | | | | | | | | | | | | | | |

| Per 40 Minutes | FGM | FTM | Rebs | Fouls | Assists | Blocks | Steals | Points |
|----------------|-----|-----|------|-------|---------|--------|--------|--------|
| | 5.6 | 2.7 | 8.3 | 7.0 | 0.7 | 2.1 | 0.4 | 13.8 |

CAREER STATISTICS

| Season | GP-GS | Min | Avg | FG | FGA | Pct | 3FG | 3FGA | Pct | FT | FTA | Pct | Off | Def | Tot | Avg | PF | FO | Ast | TO | Blk | Stl | Pts | Avg |
|---------------|--------------|------------|-------------|------------|------------|-------------|----------|----------|-------------|-----------|-----------|-------------|-----------|-----------|------------|------------|------------|----------|-----------|-----------|-----------|-----------|------------|------------|
| 2013-14 | 34-29 | 611 | 18.0 | 63 | 152 | .414 | 0 | 1 | .000 | 9 | 37 | .243 | 55 | 59 | 114 | 3.4 | 118 | 6 | 13 | 28 | 20 | 16 | 135 | 4.0 |
| 2014-15 | 14-14 | 286 | 20.4 | 40 | 81 | .494 | 0 | 2 | .000 | 19 | 31 | .613 | 22 | 37 | 59 | 4.2 | 50 | 3 | 5 | 24 | 15 | 3 | 99 | 7.1 |
| Totals | 48-43 | 897 | 18.7 | 103 | 233 | .442 | 0 | 3 | .000 | 28 | 68 | .412 | 77 | 96 | 173 | 3.6 | 168 | 9 | 18 | 52 | 35 | 19 | 234 | 4.9 |

CAREER SEC STATISTICS

| Season | GP-GS | Min | Avg | FG | FGA | Pct | 3FG | 3FGA | Pct | FT | FTA | Pct | Off | Def | Tot | Avg | PF | FO | Ast | TO | Blk | Stl | Pts | Avg |
|---------------|--------------|------------|-------------|-----------|-----------|-------------|----------|----------|-------------|----------|-----------|-------------|-----------|-----------|-----------|------------|-----------|----------|-----------|-----------|-----------|-----------|-----------|------------|
| 2014 | 18-13 | 278 | 15.4 | 16 | 53 | .302 | 0 | 0 | .000 | 4 | 17 | .235 | 23 | 18 | 41 | 2.3 | 58 | 1 | 9 | 11 | 9 | 9 | 36 | 2.0 |
| 2015 | 2-2 | 45 | 22.5 | 4 | 10 | .400 | 0 | 0 | .000 | 2 | 7 | .286 | 3 | 5 | 9 | 4.5 | 5 | 0 | 1 | 1 | 1 | 1 | 10 | 5.0 |
| Totals | 20-15 | 323 | 16.2 | 20 | 63 | .317 | 0 | 0 | .000 | 6 | 24 | .250 | 26 | 23 | 50 | 2.5 | 63 | 1 | 10 | 12 | 10 | 10 | 46 | 2.3 |



#20 - JUSTIN MCKIE

SOPHOMORE | GUARD | 6'4" | 195 | 1 LETTER

COLUMBIA, S.C./IRMO

SEASON NOTABLES

- Suffered a concussion during the preseason and was unavailable for the exhib. vs. Benedict
- Hit a career-high three free throws in eight minutes of the season opener against North Florida
- Made both free throws and a pair of threes in a perfect shooting day, scoring a career-high eight points versus Cornell
- Matched his career high with eight points against UNC Asheville, making a pair of 3-pointers in the win
- Played a career-high 22 minutes, scoring 12 points to set a new high-water mark for his career
- Set new career highs in blocks and steals in a win over Oklahoma State

MCKIE'S SUPERLATIVES

POINTS

Career: 12, at Marshall (Dec. 1, 2014)
Season: 12, at Marshall (Dec. 1, 2014)

FIELD GOALS

Career: 5, at Marshall (Dec. 1, 2014)
Season: 5, at Marshall (Dec. 1, 2014)

FIELD GOAL ATTEMPTS

Career: 8, at Marshall (Dec. 1, 2014)
Season: 8, at Marshall (Dec. 1, 2014)

3-POINT FIELD GOALS

Career: 2, twice, last vs. UNC Asheville (Nov. 26, 2014)
Season: 2, twice, last vs. UNC Asheville (Nov. 26, 2014)

3-POINT FIELD GOAL ATTEMPTS

Career: 3, twice, last at Marshall (Dec. 1, 2014)
Season: 3, twice, last at Marshall (Dec. 1, 2014)

FREE THROWS

Career: 4, vs. Florida (Jan. 7, 2015)
Season: 4, vs. Florida (Jan. 7, 2015)

FREE THROW ATTEMPTS

Career: 4, twice, last vs. Florida (Jan. 7, 2015)
Season: 4, twice, last vs. Florida (Jan. 7, 2015)

REBOUNDS

Career: 4, 5x, last vs. Coker (Dec. 21, 2014)
Season: 4, 3x, last vs. Coker (Dec. 21, 2014)

ASSISTS

Career: 2, 3x, last vs. Coker (Dec. 21, 2014)
Season: 2, twice, last vs. Coker (Dec. 21, 2014)

BLOCKS

Career: 1, vs. Oklahoma St. (Dec. 6, 2014)
Season: 1, vs. Oklahoma St. (Dec. 6, 2014)

STEALS

Career: 2, vs. Oklahoma St. (Dec. 6, 2014)
Season: 2, vs. Oklahoma St. (Dec. 6, 2014)

MINUTES PLAYED

Career: 22, at Marshall (Dec. 1, 2014)
Season: 22, at Marshall (Dec. 1, 2014)

2014-15

| Opponent | Date | GS | Min | FG-FGA | Pct | 3FG-FGA | Pct | FF-FTA | Pct | Off Def Tot | Avg | PF | FO | A | TO | Blk | Sd | Pts | Avg |
|-------------------|----------|----|-----|--------|-----|---------|-----|--------|-------|------------------------|-----|----|----|---|----|-----|----|-----|-----|
| North Florida | 11/14/14 | 8 | 0-3 | .000 | 0-2 | .000 | 3-4 | .750 | 0 0 0 | 0.0 | 2 | 0 | 0 | 0 | 0 | 0 | 0 | 3 | 3.0 |
| Baylor | 11/18/14 | | | | | | | | | DNP - Coach's Decision | | | | | | | | | |
| vs. Cornell | 11/20/14 | 8 | 2-2 | 1.000 | 2-2 | 1.000 | 2-2 | 1.000 | 1 2 3 | 1.5 | 1 | 0 | 0 | 0 | 0 | 0 | 0 | 8 | 5.5 |
| vs. Charlotte | 11/21/14 | 3 | 0-1 | .000 | 0-1 | .000 | 0-0 | .000 | 1 0 1 | 1.3 | 0 | 0 | 1 | 0 | 0 | 0 | 0 | 0 | 3.7 |
| vs. Akron | 11/23/14 | | | | | | | | | DNP - Coach's Decision | | | | | | | | | |
| UNC Asheville | 11/26/14 | 13 | 3-5 | .600 | 2-3 | .667 | 0-0 | .000 | 0 1 1 | 1.3 | 1 | 0 | 0 | 0 | 0 | 0 | 0 | 8 | 4.8 |
| at Marshall | 12/1/14 | 22 | 5-8 | .625 | 1-3 | .333 | 1-3 | .333 | 0 4 4 | 1.8 | 1 | 0 | 0 | 1 | 0 | 1 | 1 | 12 | 6.2 |
| Oklahoma State | 12/6/14 | 18 | 2-4 | .500 | 1-2 | .500 | 1-2 | .500 | 0 4 4 | 2.2 | 1 | 0 | 1 | 0 | 1 | 0 | 1 | 2 | 6.2 |
| Clemson | 12/19/14 | 14 | 1-5 | .200 | 1-4 | .250 | 2-2 | 1.000 | 0 2 2 | 2.1 | 1 | 0 | 0 | 0 | 0 | 0 | 0 | 5 | 6.0 |
| Coker | 12/21/14 | 14 | 1-6 | .167 | 0-2 | .000 | 0-0 | .000 | 1 3 4 | 2.4 | 2 | 0 | 2 | 1 | 0 | 1 | 2 | 5.5 | |
| NA&T | 12/30/14 | 20 | 2-5 | .400 | 0-3 | .000 | 2-2 | 1.000 | 0 2 2 | 2.3 | 0 | 0 | 1 | 0 | 1 | 1 | 1 | 6 | 5.6 |
| vs. Iowa State | 1/3/15 | 12 | 1-2 | .500 | 0-1 | .000 | 0-0 | .000 | 0 1 1 | 2.2 | 0 | 0 | 0 | 1 | 0 | 0 | 0 | 2 | 5.2 |
| Florida | 1/7/15 | 15 | 1-2 | .500 | 0-0 | .000 | 4-4 | 1.000 | 1 1 2 | 2.2 | 2 | 0 | 0 | 2 | 1 | 0 | 2 | 6 | 5.3 |
| at Ole Miss | 1/10/15 | 8 | 0-2 | .000 | 0-1 | .000 | 0-0 | .000 | 0 2 2 | 2.2 | 0 | 0 | 0 | 0 | 0 | 0 | 0 | 0 | 4.8 |
| Alabama | 1/13/15 | | | | | | | | | | | | | | | | | | |
| at Auburn | 1/17/15 | | | | | | | | | | | | | | | | | | |
| Tennessee | 1/20/15 | | | | | | | | | | | | | | | | | | |
| Kentucky | 1/24/15 | | | | | | | | | | | | | | | | | | |
| at LSU | 1/28/15 | | | | | | | | | | | | | | | | | | |
| Georgia | 1/31/15 | | | | | | | | | | | | | | | | | | |
| at Arkansas | 2/3/15 | | | | | | | | | | | | | | | | | | |
| at Vanderbilt | 2/7/15 | | | | | | | | | | | | | | | | | | |
| Missouri | 2/10/15 | | | | | | | | | | | | | | | | | | |
| at Kentucky | 2/14/15 | | | | | | | | | | | | | | | | | | |
| at Georgia | 2/17/15 | | | | | | | | | | | | | | | | | | |
| Texas A&M | 2/21/15 | | | | | | | | | | | | | | | | | | |
| at Alabama | 2/24/15 | | | | | | | | | | | | | | | | | | |
| Mississippi State | 2/28/15 | | | | | | | | | | | | | | | | | | |
| Arkansas | 3/5/15 | | | | | | | | | | | | | | | | | | |
| at Tennessee | 3/7/15 | | | | | | | | | | | | | | | | | | |

| Per 40 Minutes | FGM | FTM | Rebs | Fouls | Assists | Blocks | Steals | Points |
|----------------|-----|-----|------|-------|---------|--------|--------|--------|
| 4.6 | 3.9 | 6.7 | 2.8 | 1.3 | 0.8 | 1.5 | 15.0 | |

CAREER STATISTICS

| Season | GP-GS | Min | Avg | FG | FGA | Pct | 3FG | 3FGA | Pct | FT | FTA | Pct | Off | Def | Tot | Avg | PF | FO | Ast | TO | Blk | Stl | Pts | Avg |
|---------------|-------------|------------|------------|-----------|-----------|-------------|----------|-----------|-------------|-----------|-----------|-------------|----------|-----------|-----------|------------|-----------|----------|-----------|-----------|----------|----------|-----------|------------|
| 2013-14 | 17-0 | 80 | 4.7 | 3 | 17 | .176 | 1 | 8 | .125 | 2 | 4 | .500 | 4 | 12 | 16 | 0.9 | 8 | 0 | 5 | 5 | 0 | 3 | 9 | 0.5 |
| 2014-15 | 12-0 | 15 | 12.9 | 18 | 45 | .400 | 7 | 24 | .292 | 15 | 19 | .789 | 4 | 22 | 26 | 2.2 | 11 | 0 | 5 | 5 | 3 | 6 | 58 | 4.8 |
| Totals | 29-0 | 235 | 8.1 | 21 | 62 | .339 | 8 | 32 | .250 | 17 | 23 | .739 | 8 | 34 | 42 | 1.4 | 19 | 0 | 10 | 10 | 3 | 9 | 67 | 2.3 |

CAREER SEC STATISTICS

| Season | GP-GS | Min | Avg | FG | FGA | Pct | 3FG | 3FGA | Pct | FT | FTA | Pct | Off | Def | Tot | Avg | PF | FO | Ast | TO | Blk | Stl | Pts | Avg |
|---------------|-------------|-----------|------------|----------|-----------|-------------|----------|----------|-------------|----------|----------|--------------|----------|-----------|-----------|------------|----------|----------|----------|----------|----------|----------|-----------|------------|
| 2014 | 9-0 | 56 | 6.2 | 2 | 11 | .182 | 1 | 5 | .200 | 0 | 0 | .000 | 1 | 9 | 10 | 1.1 | 7 | 0 | 5 | 5 | 0 | 2 | 5 | 0.6 |
| 2015 | 2-0 | 23 | 11.5 | 1 | 4 | .250 | 0 | 1 | .000 | 4 | 4 | 1.000 | 1 | 3 | 4 | 2.0 | 2 | 0 | 0 | 2 | 1 | 0 | 6 | 3.0 |
| Totals | 11-0 | 74 | 6.7 | 3 | 15 | .200 | 1 | 6 | .167 | 4 | 4 | 1.000 | 2 | 12 | 14 | 1.3 | 9 | 0 | 5 | 7 | 1 | 2 | 11 | 1.0 |



#10 - DUANE NOTICE

SOPHOMORE | GUARD | 6'2" | 212 | 1 LETTER

WOODBIDGE, ONTARIO, CANADA/ST. THOMAS MORE (OAKDALE, CONN.)

SEASON NOTABLES

- Dished a team best nine assists and scored 10 points in exhib. win vs. Benedict
- Put together a stacked score line of eight points, four rebounds and five assists vs. North Florida
- Played 35 minutes, committing just one turnover with five assists and nine points against Charlotte
- Scored 12 points with four assists against Akron
- Hit 4-of-6 shots for 12 points in a win over UNC Asheville
- Had a career night at Marshall, scoring 27 points on 10-of-18 shooting to lead the team to a big win
- Notched his second-straight 20-point game in a win over Oklahoma State, scoring 20 on 7-of-13 shooting with four rebounds
- Scored 14 of his game-high 19 points in the second half, connecting on a career-high five 3-pointers in a win over Clemson
- Led the team with 19 points, adding in three assists, three steals and five rebounds
- Reached double figures in scoring for the seventh straight game after scoring 13 points in just 19 minutes against North Carolina A&T
- Matched his career high with 37 minutes played against Iowa State, scoring 15 points with six rebounds, four assists and three steals

NOTICE'S SUPERLATIVES

POINTS

Career: 27, at Marshall (Dec. 1, 2014)
Season: 27, at Marshall (Dec. 1, 2014)

FIELD GOALS

Career: 10, at Marshall (Dec. 1, 2014)
Season: 10, at Marshall (Dec. 1, 2014)

FIELD GOAL ATTEMPTS

Career: 18, at Marshall (Dec. 1, 2014)
Season: 18, at Marshall (Dec. 1, 2014)

3-POINT FIELD GOALS

Career: 5, vs. Clemson (Dec. 20, 2014)
Season: 5, vs. Clemson (Dec. 20, 2014)

3-POINT FIELD GOAL ATTEMPTS

Career: 9, vs. Clemson (Dec. 20, 2014)
Season: 9, vs. Clemson (Dec. 20, 2014)

FREE THROWS

Career: 7, at Arkansas (Feb. 19, 2014)
Season: 5, 3x, last vs. Iowa State (Jan. 3, 2015)

FREE THROW ATTEMPTS

Career: 10, at Georgia (Jan. 22, 2014)
Season: 9, vs. Iowa State (Jan. 3, 2015)

REBOUNDS

Career: 8, vs. Auburn (March 12, 2014)
Season: 6, vs. Iowa State (Jan. 3, 2015)

ASSISTS

Career: 8, vs. SC State (Jan. 3, 2014)
Season: 5, 3x, last at Ole Miss (Jan. 10, 2015)

BLOCKS

Career: 1, 6x, last vs. Clemson (Dec. 20, 2014)
Season: 1, twice, last vs. Clemson (Dec. 20, 2014)

STEALS

Career: 3, twice, last vs. Iowa State (Jan. 3, 2015)
Season: 3, twice, last vs. Iowa State (Jan. 3, 2015)

MINUTES PLAYED

Career: 37, vs. Vanderbilt (Feb. 13, 2014)
Season: 37, vs. Iowa State (Jan. 3, 2015)

2014-15

| Opponent | Date | GS | Min | FG-FGA | Pct | 3FG-FGA | Pct | FT-FTA | Pct | Off | Def | Tot | Avg | PF | FO | A | TO | Blk | Stl | Pts | Avg |
|-------------------|----------|----|-----|--------|------|---------|-------|--------|-------|-----|-----|-----|-----|----|----|---|----|-----|-----|-----|------|
| North Florida | 11/14/14 | * | 21 | 2-5 | .400 | 1-1 | 1.000 | 3-4 | .750 | 0 | 4 | 4 | 4.0 | 1 | 0 | 5 | 1 | 0 | 1 | 8 | 8.0 |
| Baylor | 11/18/14 | * | 15 | 0-2 | .000 | 0-0 | .000 | 0-0 | .000 | 0 | 0 | 0 | 2.0 | 3 | 0 | 0 | 1 | 0 | 1 | 0 | 4.0 |
| vs. Cornell | 11/20/14 | * | 23 | 1-4 | .250 | 0-1 | .000 | 4-5 | .800 | 0 | 1 | 1 | 1.7 | 1 | 0 | 4 | 1 | 0 | 0 | 6 | 4.7 |
| vs. Charlotte | 11/21/14 | * | 35 | 3-10 | .300 | 1-4 | .250 | 2-2 | 1.000 | 1 | 2 | 3 | 2.0 | 1 | 0 | 5 | 1 | 0 | 1 | 9 | 5.8 |
| vs. Akron | 11/23/14 | * | 36 | 5-9 | .556 | 1-3 | .333 | 1-1 | 1.000 | 0 | 2 | 2 | 2.0 | 1 | 0 | 4 | 2 | 0 | 1 | 12 | 7.0 |
| UNC Asheville | 11/26/14 | * | 25 | 4-6 | .667 | 2-4 | .500 | 2-4 | .500 | 0 | 1 | 1 | 1.8 | 2 | 0 | 1 | 3 | 1 | 2 | 12 | 7.8 |
| at Marshall | 12/1/14 | * | 36 | 10-18 | .556 | 2-8 | .250 | 5-5 | 1.000 | 1 | 4 | 5 | 2.3 | 3 | 0 | 4 | 1 | 0 | 2 | 27 | 10.6 |
| Oklahoma State | 12/6/14 | * | 32 | 7-13 | .538 | 3-6 | .500 | 3-3 | 1.000 | 0 | 4 | 4 | 2.5 | 2 | 0 | 2 | 2 | 0 | 1 | 20 | 11.8 |
| Clemson | 12/19/14 | * | 31 | 7-15 | .467 | 5-9 | .556 | 0-0 | .000 | 1 | 3 | 4 | 2.7 | 1 | 0 | 1 | 3 | 1 | 1 | 19 | 12.6 |
| Coker | 12/21/14 | * | 30 | 6-12 | .500 | 2-4 | .500 | 5-6 | .833 | 1 | 4 | 5 | 2.9 | 4 | 0 | 3 | 1 | 0 | 3 | 19 | 13.2 |
| NA&T | 12/30/14 | * | 19 | 3-6 | .500 | 2-3 | .667 | 5-5 | 1.000 | 1 | 0 | 1 | 2.7 | 3 | 0 | 2 | 2 | 0 | 1 | 13 | 13.2 |
| vs. Iowa State | 1/3/15 | * | 37 | 5-12 | .417 | 0-4 | .000 | 5-9 | .556 | 2 | 4 | 6 | 3.0 | 0 | 0 | 4 | 4 | 0 | 3 | 15 | 13.3 |
| Florida | 1/7/15 | * | 27 | 1-7 | .143 | 1-3 | .333 | 2-2 | 1.000 | 0 | 2 | 2 | 2.9 | 1 | 0 | 2 | 2 | 0 | 0 | 5 | 12.7 |
| at Ole Miss | 1/10/15 | * | 29 | 3-10 | .300 | 1-7 | .143 | 2-2 | 1.000 | 0 | 2 | 2 | 2.9 | 4 | 0 | 5 | 1 | 0 | 0 | 9 | 12.4 |
| Alabama | 1/13/15 | | | | | | | | | | | | | | | | | | | | |
| at Auburn | 1/17/15 | | | | | | | | | | | | | | | | | | | | |
| Tennessee | 1/20/15 | | | | | | | | | | | | | | | | | | | | |
| Kentucky | 1/24/15 | | | | | | | | | | | | | | | | | | | | |
| at LSU | 1/28/15 | | | | | | | | | | | | | | | | | | | | |
| Georgia | 1/31/15 | | | | | | | | | | | | | | | | | | | | |
| at Arkansas | 2/3/15 | | | | | | | | | | | | | | | | | | | | |
| at Vanderbilt | 2/7/15 | | | | | | | | | | | | | | | | | | | | |
| Missouri | 2/10/15 | | | | | | | | | | | | | | | | | | | | |
| at Kentucky | 2/14/15 | | | | | | | | | | | | | | | | | | | | |
| at Georgia | 2/17/15 | | | | | | | | | | | | | | | | | | | | |
| Texas A&M | 2/21/15 | | | | | | | | | | | | | | | | | | | | |
| at Alabama | 2/24/15 | | | | | | | | | | | | | | | | | | | | |
| Mississippi State | 2/28/15 | | | | | | | | | | | | | | | | | | | | |
| Arkansas | 3/5/15 | | | | | | | | | | | | | | | | | | | | |
| at Tennessee | 3/7/15 | | | | | | | | | | | | | | | | | | | | |

| Per 40 Minutes | FGM | FTM | Rebs | Fouls | Assists | Blocks | Steals | Points |
|----------------|-----|-----|------|-------|---------|--------|--------|--------|
| 5.8 | 3.9 | 4.0 | 2.7 | 4.2 | 0.2 | 1.7 | 17.6 | |

CAREER STATISTICS

| Season | GP-GS | Min | Avg | FG | FGA | Pct | 3FG | 3FGA | Pct | FT | FTA | Pct | Off | Def | Tot | Avg | PF | FO | Ast | TO | Blk | Stl | Pts | Avg |
|---------------|--------------|-------------|-------------|------------|------------|-------------|-----------|------------|-------------|------------|------------|-------------|-----------|-----------|------------|------------|-----------|----------|------------|------------|----------|-----------|------------|------------|
| 2013-14 | 34-22 | 856 | 25.2 | 90 | 237 | .380 | 21 | 58 | .362 | 78 | 116 | .672 | 35 | 64 | 99 | 2.9 | 72 | 2 | 99 | 89 | 4 | 20 | 279 | 8.2 |
| 2014-15 | 14-14 | 396 | 28.3 | 57 | 129 | .442 | 21 | 57 | .368 | 39 | 48 | .813 | 7 | 33 | 40 | 2.9 | 27 | 0 | 42 | 25 | 2 | 17 | 174 | 12.4 |
| Totals | 48-36 | 1252 | 26.1 | 147 | 366 | .402 | 42 | 115 | .365 | 117 | 164 | .713 | 42 | 97 | 139 | 2.9 | 99 | 2 | 141 | 114 | 6 | 37 | 453 | 9.4 |

CAREER SEC STATISTICS

| Season | GP-GS | Min | Avg | FG | FGA | Pct | 3FG | 3FGA | Pct | FT | FTA | Pct | Off | Def | Tot | Avg | PF | FO | Ast | TO | Blk | Stl | Pts | Avg |
|---------------|--------------|------------|-------------|-----------|------------|-------------|-----------|-----------|-------------|-----------|-----------|-------------|-----------|-----------|-----------|------------|-----------|----------|-----------|-----------|----------|-----------|------------|------------|
| 2014 | 18-14 | 516 | 28.7 | 48 | 133 | .361 | 8 | 30 | .267 | 46 | 71 | .648 | 19 | 34 | 53 | 2.9 | 41 | 1 | 50 | 58 | 1 | 11 | 150 | 8.3 |
| 2015 | 2-2 | 56 | 28.0 | 4 | 17 | .235 | 2 | 10 | .200 | 4 | 4 | 1.000 | 0 | 4 | 4 | 2.0 | 5 | 0 | 7 | 3 | 0 | 0 | 14 | 7.0 |
| Totals | 20-16 | 572 | 28.6 | 52 | 150 | .347 | 10 | 43 | .233 | 50 | 75 | .667 | 19 | 38 | 57 | 2.9 | 46 | 1 | 57 | 61 | 1 | 11 | 164 | 8.2 |



#15 - REGGIE THEUS JR.

SOPHOMORE | FORWARD | 6'6" | 221 | 1 LETTER

LOS ANGELES, CALIF./FAIRFAX

SEASON NOTABLES

- Scored two points in exhib. win vs. Benedict
- Played four minutes in the season opener against North Florida, picking up one steal
- Scored his first points of the season on a dunk against UNC Asheville

THEUS JR.'S SUPERLATIVES

POINTS

Career: 3, vs. Marshall (Dec. 30, 2013)
 Season: 2, twice, last vs. N. Carolina A&T (Dec. 30, 2014)

FIELD GOALS

Career: 1, 4x, last vs. North Carolina A&T (Dec. 30, 2014)
 Season: 1, twice, last vs. N. Carolina A&T (Dec. 30, 2014)

FIELD GOAL ATTEMPTS

Career: 2, 3x, last vs. Coker (Dec. 21, 2014)
 Season: 2, vs. Coker (Dec. 21, 2014)

3-POINT FIELD GOALS

Career:
 Season:

3-POINT FIELD GOAL ATTEMPTS

Career:
 Season:

FREE THROWS

Career: 1, 3x, vs. Florida (March 4, 2014)
 Season:

FREE THROW ATTEMPTS

Career: 4, vs. Marshall (Dec. 30, 2013)
 Season:

REBOUNDS

Career: 3, vs. Marshall (Dec. 30, 2013)
 Season: 1, vs. North Carolina A&T (Dec. 30, 2014)

ASSISTS

Career: 1, twice, last at Georgia (Jan. 22, 2014)
 Season:

BLOCKS

Career:
 Season:

STEALS

Career: 1, 4x, last vs. UNC Asheville (Nov. 26, 2014)
 Season: 1, 3x, last vs. UNC Asheville (Nov. 26, 2014)

MINUTES PLAYED

Career: 13, at Georgia (Jan. 22, 2014)
 Season: 4, 5x, last vs. N. Carolina A&T (Dec. 30, 2014)

2014-15

| Opponent | Date | GS | Min | FG-FGA | Pct | 3FG-FGA | Pct | FT-FTA | Pct | Off | Def | Tot | Avg | PF | FO | A | TO | Blk | Sd | Pts | Avg |
|-------------------|----------|----|-----|--------|-----|---------|-----|--------|-----|------------------------|-----|-----|-----|----|----|---|----|-----|----|-----|-----|
| North Florida | 11/14/14 | 4 | 0-0 | .000 | 0-0 | .000 | 0-0 | .000 | 0 | 0 | 0 | 0 | 0.0 | 1 | 0 | 0 | 0 | 0 | 1 | 0 | 0.0 |
| Baylor | 11/18/14 | | | | | | | | | DNP - Coach's Decision | | | | | | | | | | | |
| vs. Cornell | 11/20/14 | 4 | 0-0 | .000 | 0-0 | .000 | 0-0 | .000 | 0 | 0 | 0 | 0 | 0.0 | 0 | 0 | 0 | 0 | 0 | 1 | 0 | 0.0 |
| vs. Charlotte | 11/21/14 | 0+ | 0-0 | .000 | 0-0 | .000 | 0-0 | .000 | 0 | 0 | 0 | 0 | 0.0 | 0 | 0 | 0 | 0 | 0 | 0 | 0 | 0.0 |
| vs. Akron | 11/23/14 | 1 | 1-1 | 1.000 | 0-0 | .000 | 0-0 | .000 | 0 | 0 | 0 | 0 | 0.0 | 0 | 0 | 0 | 1 | 0 | 0 | 2 | 0.5 |
| UNC Asheville | 11/26/14 | | | | | | | | | DNP - Coach's Decision | | | | | | | | | | | |
| at Marshall | 12/1/14 | 1 | 0-0 | .000 | 0-0 | .000 | 0-0 | .000 | 0 | 0 | 0 | 0 | 0.0 | 0 | 0 | 0 | 0 | 0 | 0 | 0 | 0.4 |
| Oklahoma State | 12/6/14 | 2 | 0-0 | .000 | 0-0 | .000 | 0-0 | .000 | 0 | 0 | 0 | 0 | 0.0 | 1 | 0 | 0 | 0 | 0 | 0 | 0 | 0.3 |
| Clemson | 12/19/14 | 2 | 0-0 | .000 | 0-0 | .000 | 0-0 | .000 | 0 | 0 | 0 | 0 | 0.0 | 0 | 0 | 0 | 0 | 0 | 0 | 0 | 0.3 |
| Coker | 12/21/14 | 4 | 0-2 | .000 | 0-0 | .000 | 0-0 | .000 | 0 | 0 | 0 | 0 | 0.0 | 0 | 0 | 0 | 0 | 0 | 0 | 0 | 0.3 |
| NA&T | 12/30/14 | 4 | 1-1 | 1.000 | 0-0 | .000 | 0-0 | .000 | 0 | 1 | 1 | 0.1 | 0.1 | 0 | 0 | 0 | 0 | 0 | 0 | 2 | 0.4 |
| vs. Iowa State | 1/3/15 | | | | | | | | | DNP - Coach's Decision | | | | | | | | | | | |
| Florida | 1/7/15 | | | | | | | | | DNP - Coach's Decision | | | | | | | | | | | |
| at Ole Miss | 1/10/15 | | | | | | | | | DNP - Coach's Decision | | | | | | | | | | | |
| Alabama | 1/13/15 | | | | | | | | | | | | | | | | | | | | |
| at Auburn | 1/17/15 | | | | | | | | | | | | | | | | | | | | |
| Tennessee | 1/20/15 | | | | | | | | | | | | | | | | | | | | |
| Kentucky | 1/24/15 | | | | | | | | | | | | | | | | | | | | |
| at LSU | 1/28/15 | | | | | | | | | | | | | | | | | | | | |
| Georgia | 1/31/15 | | | | | | | | | | | | | | | | | | | | |
| at Arkansas | 2/3/15 | | | | | | | | | | | | | | | | | | | | |
| at Vanderbilt | 2/7/15 | | | | | | | | | | | | | | | | | | | | |
| Missouri | 2/10/15 | | | | | | | | | | | | | | | | | | | | |
| at Kentucky | 2/14/15 | | | | | | | | | | | | | | | | | | | | |
| at Georgia | 2/17/15 | | | | | | | | | | | | | | | | | | | | |
| Texas A&M | 2/21/15 | | | | | | | | | | | | | | | | | | | | |
| at Alabama | 2/24/15 | | | | | | | | | | | | | | | | | | | | |
| Mississippi State | 2/28/15 | | | | | | | | | | | | | | | | | | | | |
| Arkansas | 3/5/15 | | | | | | | | | | | | | | | | | | | | |
| at Tennessee | 3/7/15 | | | | | | | | | | | | | | | | | | | | |

| Per 40 Minutes | FGM | FTM | Rebs | Fouls | Assists | Blocks | Steals | Points |
|----------------|-----|-----|------|-------|---------|--------|--------|--------|
| 3.6 | 0.0 | 1.8 | 2.2 | 0.0 | 0.0 | 5.5 | 7.3 | |

CAREER STATISTICS

| Season | GP-GS | Min | Avg | FG | FGA | Pct | 3FG | 3FGA | Pct | FT | FTA | Pct | Off | Def | Tot | Avg | PF | FO | Ast | TO | Blk | Stl | Pts | Avg |
|---------------|-------------|-----------|------------|----------|-----------|-------------|----------|----------|-------------|----------|-----------|-------------|----------|----------|----------|------------|----------|----------|----------|----------|----------|----------|-----------|------------|
| 2013-14 | 11-0 | 39 | 3.5 | 2 | 7 | .286 | 0 | 0 | .000 | 3 | 10 | .300 | 3 | 3 | 6 | 0.5 | 5 | 0 | 2 | 1 | 0 | 1 | 7 | 0.6 |
| 2014-15 | 9-0 | 22 | 2.4 | 2 | 4 | .500 | 0 | 1 | .000 | 0 | 0 | .000 | 0 | 1 | 1 | 0.1 | 1 | 0 | 0 | 2 | 0 | 3 | 4 | 0.4 |
| Totals | 20-0 | 61 | 3.1 | 4 | 11 | .364 | 0 | 1 | .000 | 3 | 10 | .300 | 3 | 4 | 7 | 0.4 | 6 | 0 | 2 | 3 | 0 | 4 | 11 | 0.6 |

CAREER SEC STATISTICS

| Season | GP-GS | Min | Avg | FG | FGA | Pct | 3FG | 3FGA | Pct | FT | FTA | Pct | Off | Def | Tot | Avg | PF | FO | Ast | TO | Blk | Stl | Pts | Avg |
|---------------|-------|-----|-----|----|-----|------|-----|------|------|----|-----|------|-----|-----|-----|-----|----|----|-----|----|-----|-----|-----|-----|
| 2014 | 5-0 | 22 | 4.4 | 0 | 1 | .000 | 0 | 0 | .000 | 2 | 6 | .333 | 0 | 1 | 1 | 0.2 | 5 | 0 | 1 | 0 | 0 | 0 | 2 | 0.4 |
| 2015 | | | | | | | | | | | | | | | | | | | | | | | | |
| Totals | | | | | | | | | | | | | | | | | | | | | | | | |



#0 - SINDARIUS THORNWELL

SOPHOMORE | GUARD | 6'5" | 215 | 1 LETTER
LANCASTER, S.C./OAK HILL ACADEMY (WILSON, VA.)

SEASON NOTABLES

- Tallied 14 points, and pulled down three rebounds and three blocks in exhib. win vs. Benedict
- Scored six points with four rebounds in 20 minutes against North Florida
- Passed out four assists to go with 16 points and two steals against Baylor
- Led the team with 14 points against Cornell, scoring 10 of the team's first 12 points in the game
- Surpassed 500 career points after leading all scorers with 20 in a loss to Charlotte, his eighth career 20-point game
- Scored 13 points with eight rebounds and three steals against Akron
- Picked a career-high six steals in a win over UNC Asheville
- Collected a team-high 10 rebounds in a win at Marshall, wrapping up his third career double-double
- Made a season-high seven free throws and scored 13 points to go with nine rebounds against Oklahoma State
- Committed no turnovers and led the team with seven rebounds in the win over Clemson
- Stacked the box score with 11 points, five rebounds, four assists, two steals and two blocks against North Carolina A&T
- Helped seal the upset win over No. 9 Iowa State, scoring six points in the final two minutes and forcing a turnover in the waning seconds and just a three point lead

THORNWELL'S SUPERLATIVES

POINTS

Career: 26, at Georgia (Jan. 22, 2014)
 Season: 20, vs. Charlotte (Nov. 21, 2014)

FIELD GOALS

Career: 9, 2x, last at Mississippi State (March 8, 2014)
 Season: 8, vs. Charlotte (Nov. 21, 2014)

FIELD GOAL ATTEMPTS

Career: 24, vs. Charlotte (Nov. 21, 2014)
 Season: 24, vs. Charlotte (Nov. 21, 2014)

3-POINT FIELD GOALS

Career: 4, vs. Ole Miss (Jan. 18, 2014)
 Season: 3, vs. Cornell (Nov. 20, 2014)

3-POINT FIELD GOAL ATTEMPTS

Career: 10, twice, last vs. Charlotte (Nov. 21, 2014)
 Season: 10, vs. Charlotte (Nov. 21, 2014)

FREE THROWS

Career: 10, twice, last vs. Georgia (Feb. 22, 2014)
 Season: 7, vs. Oklahoma St. (Dec. 6, 2014)

FREE THROW ATTEMPTS

Career: 13, vs. Manhattan (Dec. 17, 2013)
 Season: 9, vs. Oklahoma St. (Dec. 6, 2014)

REBOUNDS

Career: 11, 2x, last at Miss. State (March 8, 2014)
 Season: 10, at Marshall (Dec. 1, 2014)

ASSISTS

Career: 9, vs. Auburn (Feb. 5, 2014)
 Season: 4, 3x, last at Ole Miss (Jan. 10, 2015)

BLOCKS

Career: 2, 6x, last vs. North Carolina A&T (Dec. 30, 2014)
 Season: 2, twice, last vs. North Carolina A&T (Dec. 30, 2014)

STEALS

Career: 6, vs. UNC Asheville (Nov. 26, 2014)
 Season: 6, vs. UNC Asheville (Nov. 26, 2014)

MINUTES PLAYED

Career: 40, vs. Georgia (Feb. 22, 2014)
 Season: 35, twice, last at Ole Miss (Jan. 10, 2015)

2014-15

| Opponent | Date | GS | Min | FG-FGA | Pct | 3FG-FGA | Pct | FT-FTA | Pct | Off | Def | Tot | Avg | PF | FO | A | TO | Blk | Stl | Pts | Avg |
|-------------------|----------|----|-----|--------|------|---------|-------|--------|-------|-----|-----|-----|-----|----|----|---|----|-----|-----|-----|------|
| North Florida | 11/14/14 | * | 20 | 3-7 | .429 | 0-1 | .000 | 0-0 | .000 | 3 | 1 | 4 | 4.0 | 0 | 0 | 2 | 1 | 1 | 1 | 6 | 6.0 |
| Baylor | 11/18/14 | * | 32 | 5-12 | .412 | 1-6 | .167 | 5-7 | .714 | 0 | 3 | 3 | 3.5 | 5 | 1 | 4 | 2 | 0 | 2 | 16 | 11.0 |
| vs. Cornell | 11/20/14 | * | 23 | 5-11 | .455 | 3-8 | .375 | 1-2 | .500 | 2 | 2 | 4 | 3.7 | 1 | 0 | 0 | 0 | 0 | 1 | 14 | 12.0 |
| vs. Charlotte | 11/21/14 | * | 34 | 8-24 | .333 | 1-10 | .100 | 3-4 | .750 | 1 | 7 | 8 | 4.8 | 3 | 0 | 1 | 7 | 1 | 2 | 20 | 14.0 |
| vs. Akron | 11/23/14 | * | 35 | 4-12 | .333 | 1-4 | .250 | 4-4 | 1.000 | 5 | 3 | 8 | 5.4 | 3 | 0 | 1 | 4 | 1 | 3 | 13 | 13.8 |
| UNC Asheville | 11/26/14 | * | 32 | 5-13 | .385 | 1-5 | .200 | 1-2 | .500 | 1 | 1 | 2 | 4.8 | 2 | 0 | 4 | 2 | 0 | 6 | 12 | 13.5 |
| at Marshall | 12/1/14 | * | 27 | 4-12 | .333 | 0-4 | .000 | 2-6 | .333 | 3 | 7 | 10 | 5.6 | 4 | 0 | 3 | 1 | 2 | 3 | 10 | 13.0 |
| Oklahoma State | 12/6/14 | * | 27 | 3-9 | .333 | 0-1 | .000 | 7-9 | .778 | 2 | 7 | 9 | 6.0 | 3 | 0 | 0 | 0 | 0 | 0 | 13 | 13.0 |
| Clemson | 12/19/14 | * | 26 | 1-5 | .200 | 1-4 | .250 | 3-4 | .750 | 0 | 7 | 7 | 6.1 | 2 | 0 | 2 | 0 | 0 | 0 | 6 | 12.2 |
| Coker | 12/21/14 | * | 20 | 2-6 | .333 | 0-1 | .000 | 0-0 | .000 | 1 | 2 | 3 | 5.8 | 1 | 0 | 1 | 1 | 1 | 1 | 4 | 11.4 |
| NA&T | 12/30/14 | * | 26 | 3-6 | .500 | 1-1 | 1.000 | 4-4 | 1.000 | 2 | 3 | 5 | 5.7 | 3 | 0 | 4 | 2 | 2 | 2 | 11 | 11.4 |
| vs. Iowa State | 1/3/15 | * | 27 | 4-8 | .500 | 1-2 | .500 | 4-8 | .500 | 1 | 7 | 8 | 5.9 | 3 | 0 | 0 | 3 | 0 | 1 | 13 | 11.5 |
| Florida | 1/7/15 | * | 18 | 1-4 | .250 | 1-2 | .500 | 2-2 | 1.000 | 0 | 0 | 0 | 5.5 | 5 | 1 | 2 | 1 | 0 | 0 | 5 | 11.0 |
| at Ole Miss | 1/10/15 | * | 35 | 3-11 | .272 | 1-5 | .200 | 2-4 | .500 | 2 | 4 | 6 | 5.5 | 1 | 0 | 4 | 4 | 1 | 2 | 9 | 10.9 |
| Alabama | 1/13/15 | | | | | | | | | | | | | | | | | | | | |
| at Auburn | 1/17/15 | | | | | | | | | | | | | | | | | | | | |
| Tennessee | 1/20/15 | | | | | | | | | | | | | | | | | | | | |
| Kentucky | 1/24/15 | | | | | | | | | | | | | | | | | | | | |
| at LSU | 1/28/15 | | | | | | | | | | | | | | | | | | | | |
| Georgia | 1/31/15 | | | | | | | | | | | | | | | | | | | | |
| at Arkansas | 2/3/15 | | | | | | | | | | | | | | | | | | | | |
| at Vanderbilt | 2/7/15 | | | | | | | | | | | | | | | | | | | | |
| Missouri | 2/10/15 | | | | | | | | | | | | | | | | | | | | |
| at Kentucky | 2/14/15 | | | | | | | | | | | | | | | | | | | | |
| at Georgia | 2/17/15 | | | | | | | | | | | | | | | | | | | | |
| Texas A&M | 2/21/15 | | | | | | | | | | | | | | | | | | | | |
| at Alabama | 2/24/15 | | | | | | | | | | | | | | | | | | | | |
| Mississippi State | 2/28/15 | | | | | | | | | | | | | | | | | | | | |
| Arkansas | 3/5/15 | | | | | | | | | | | | | | | | | | | | |
| at Tennessee | 3/7/15 | | | | | | | | | | | | | | | | | | | | |

| Per 40 Minutes | FGM | FTM | Rebs | Fouls | Assists | Blocks | Steals | Points |
|----------------|-----|-----|------|-------|---------|--------|--------|--------|
| | 5.3 | 4.0 | 8.1 | 3.8 | 2.9 | 0.9 | 2.5 | 15.9 |

CAREER STATISTICS

| Season | GP-GS | Min | Avg | FG | FGA | Pct | 3FG | 3FGA | Pct | FT | FTA | Pct | Off | Def | Tot | Avg | PF | FO | Ast | TO | Blk | Stl | Pts | Avg |
|---------------|--------------|-------------|-------------|------------|------------|-------------|-----------|------------|-------------|------------|------------|-------------|-----------|------------|------------|------------|------------|----------|------------|------------|-----------|-----------|------------|-------------|
| 2013-14 | 34-34 | 1007 | 29.6 | 143 | 370 | .386 | 37 | 100 | .370 | 131 | 178 | .736 | 48 | 91 | 139 | 4.1 | 100 | 2 | 101 | 106 | 21 | 40 | 454 | 13.4 |
| 2014-15 | 14-14 | 382 | 27.3 | 51 | 140 | .364 | 12 | 54 | .222 | 38 | 56 | .679 | 23 | 54 | 77 | 5.5 | 36 | 2 | 28 | 28 | 9 | 24 | 152 | 10.9 |
| Totals | 48-48 | 1389 | 28.9 | 194 | 510 | .380 | 49 | 154 | .318 | 169 | 234 | .722 | 71 | 145 | 216 | 4.5 | 136 | 4 | 129 | 134 | 30 | 64 | 606 | 12.6 |

CAREER SEC STATISTICS

| Season | GP-GS | Min | Avg | FG | FGA | Pct | 3FG | 3FGA | Pct | FT | FTA | Pct | Off | Def | Tot | Avg | PF | FO | Ast | TO | Blk | Stl | Pts | Avg |
|---------------|--------------|------------|-------------|-----------|------------|-------------|-----------|-----------|-------------|-----------|------------|-------------|-----------|-----------|-----------|------------|-----------|----------|-----------|-----------|-----------|-----------|------------|-------------|
| 2014 | 18-18 | 597 | 33.2 | 90 | 229 | .393 | 21 | 60 | .350 | 79 | 105 | .752 | 29 | 56 | 85 | 4.7 | 55 | 2 | 72 | 75 | 13 | 21 | 280 | 15.6 |
| 2015 | 2-2 | 53 | 26.5 | 4 | 15 | .267 | 2 | 7 | .286 | 4 | 6 | .667 | 2 | 4 | 6 | 3.0 | 6 | 1 | 6 | 5 | 1 | 2 | 14 | 7.0 |
| Totals | 20-20 | 650 | 32.5 | 94 | 244 | .385 | 23 | 67 | .343 | 83 | 111 | .748 | 31 | 60 | 91 | 4.6 | 61 | 3 | 78 | 80 | 14 | 23 | 294 | 14.7 |



#12 - SHAMIEK SHEPPARD

FRESHMAN | GUARD | 6'6" | 215 | HS

BROOKLYN, N.Y./SOUTH SHORE/FISHBURNE MILITARY SCHOOL (WAYNESBORO CITY, VA.)

SEASON NOTABLES

- Returned from knee surgery to play against North Carolina A&T, playing five minutes and hitting a three with two rebounds

SHEPPARD'S SUPERLATIVES

POINTS

3, vs. North Carolina A&T (Dec. 30, 2014)

FIELD GOALS

1, twice, last vs. Iowa State (Jan. 5, 2015)

FIELD GOAL ATTEMPTS

4, vs. Iowa State (Jan. 5, 2015)

3-POINT FIELD GOALS

1, vs. North Carolina A&T (Dec. 30, 2014)

3-POINT FIELD GOAL ATTEMPTS

1, vs. North Carolina A&T (Dec. 30, 2014)

FREE THROWS

FREE THROW ATTEMPTS

REBOUNDS

2, twice, last vs. Iowa State (Jan. 5, 2015)

ASSISTS

BLOCKS

1, vs. Iowa State (Jan. 5, 2015)

STEALS

1, vs. Iowa State (Jan. 5, 2015)

MINUTES PLAYED

11, vs. Iowa State (Jan. 5, 2015)

2014-15

| Opponent | Date | GS | Min | FG-FGA | Pct | 3FG-FGA | Pct | FFTA | Pct | Off | Def | Tot | Avg | PF | FO | A | TO | Blk | Stl | Pts | Avg | |
|-------------------|----------|----|-----|--------|------|---------|-------|------|------|-----|-----|-----|-----|----|----|---|----|-----|-----|-----|-----|--|
| North Florida | 11/14/14 | | | | | | | | | | | | | | | | | | | | | |
| Baylor | 11/18/14 | | | | | | | | | | | | | | | | | | | | | |
| vs. Cornell | 11/20/14 | | | | | | | | | | | | | | | | | | | | | |
| vs. Charlotte | 11/21/14 | | | | | | | | | | | | | | | | | | | | | |
| vs. Akron | 11/23/14 | | | | | | | | | | | | | | | | | | | | | |
| UNC Asheville | 11/26/14 | | | | | | | | | | | | | | | | | | | | | |
| at Marshall | 12/1/14 | | | | | | | | | | | | | | | | | | | | | |
| Oklahoma State | 12/6/14 | | | | | | | | | | | | | | | | | | | | | |
| Clemson | 12/19/14 | | | | | | | | | | | | | | | | | | | | | |
| Coker | 12/21/14 | | | | | | | | | | | | | | | | | | | | | |
| NA&T | 12/30/14 | | 5 | 1-2 | .500 | 1-1 | 1.000 | 0-0 | .000 | 1 | 1 | 2 | 2.0 | 0 | 0 | 0 | 1 | 0 | 0 | 3 | 3.0 | |
| vs. Iowa State | 1/3/15 | | 11 | 1-4 | .250 | 0-0 | .000 | 0-0 | .000 | 1 | 1 | 2 | 2.0 | 2 | 0 | 0 | 0 | 1 | 1 | 2 | 2.5 | |
| Florida | 1/7/15 | | | | | | | | | | | | | | | | | | | | | |
| at Ole Miss | 1/10/15 | | | | | | | | | | | | | | | | | | | | | |
| Alabama | 1/13/15 | | | | | | | | | | | | | | | | | | | | | |
| at Auburn | 1/17/15 | | | | | | | | | | | | | | | | | | | | | |
| Tennessee | 1/20/15 | | | | | | | | | | | | | | | | | | | | | |
| Kentucky | 1/24/15 | | | | | | | | | | | | | | | | | | | | | |
| at LSU | 1/28/15 | | | | | | | | | | | | | | | | | | | | | |
| Georgia | 1/31/15 | | | | | | | | | | | | | | | | | | | | | |
| at Arkansas | 2/3/15 | | | | | | | | | | | | | | | | | | | | | |
| at Vanderbilt | 2/7/15 | | | | | | | | | | | | | | | | | | | | | |
| Missouri | 2/10/15 | | | | | | | | | | | | | | | | | | | | | |
| at Kentucky | 2/14/15 | | | | | | | | | | | | | | | | | | | | | |
| at Georgia | 2/17/15 | | | | | | | | | | | | | | | | | | | | | |
| Texas A&M | 2/21/15 | | | | | | | | | | | | | | | | | | | | | |
| at Alabama | 2/24/15 | | | | | | | | | | | | | | | | | | | | | |
| Mississippi State | 2/28/15 | | | | | | | | | | | | | | | | | | | | | |
| Arkansas | 3/5/15 | | | | | | | | | | | | | | | | | | | | | |
| at Tennessee | 3/7/15 | | | | | | | | | | | | | | | | | | | | | |

| Per 40 Minutes | FGM | FTM | Rebs | Fouls | Assists | Blocks | Steals | Points |
|----------------|-----|------|------|-------|---------|--------|--------|--------|
| 5.0 | 0.0 | 10.0 | 5.0 | 0.0 | 2.5 | 2.5 | 12.5 | |

CAREER STATISTICS

| Season | GP-GS | Min | Avg | FG | FGA | Pct | 3FG | 3FGA | Pct | FT | FTA | Pct | Off | Def | Tot | Avg | PF | FO | Ast | TO | Blk | Stl | Pts | Avg |
|---------|-------|-----|-----|----|-----|------|-----|--------|-----|----|------|-----|-----|-----|-----|-----|----|----|-----|----|-----|-----|-----|-----|
| 2014-15 | 2-0 | 16 | 8.0 | 2 | 6 | .333 | 1 | 11.000 | 0 | 0 | .000 | 2 | 2 | 4 | 2.0 | 2 | 0 | 0 | 1 | 1 | 1 | 5 | 2.5 | |

CAREER SEC STATISTICS

| Season | GP-GS | Min | Avg | FG | FGA | Pct | 3FG | 3FGA | Pct | FT | FTA | Pct | Off | Def | Tot | Avg | PF | FO | Ast | TO | Blk | Stl | Pts | Avg |
|--------|-------|-----|-----|----|-----|-----|-----|------|-----|----|-----|-----|-----|-----|-----|-----|----|----|-----|----|-----|-----|-----|-----|
| 2015 | | | | | | | | | | | | | | | | | | | | | | | | |



#1 MARCUS STROMAN

FRESHMAN | GUARD | 6'2" | 183 | HS

COLUMBIA, S.C./KEENAN

SEASON NOTABLES

- Scored five points in exhibition win vs. Benedict, adding three assists
- Commanded the offense in his first regular season game, scoring six points with six assists and two steals in 25 minutes, all while committing zero turnovers.
- Led the bench scoring with 10 points, adding five rebounds and three assists against Baylor
- Picked up three steals and scored six points with three assists against Cornell
- Stacked the box score with nine points, six rebounds and four assists against Akron
- Scored seven points with six assists and four rebounds in a win over UNC Asheville
- Passed out five assists with four points and a season-high eight rebounds against Oklahoma State
- Set a new career high with eight assist versus just one turnover against Coker

STROMAN'S SUPERLATIVES

POINTS

10, vs. Baylor (Nov. 18, 2014)

FIELD GOALS

4, vs. Akron (Nov. 23, 2014)

FIELD GOAL ATTEMPTS

7, twice, last vs. Akron (Nov. 23, 2014)

3-POINT FIELD GOALS

1, vs. Baylor (Nov. 18, 2014)

3-POINT FIELD GOAL ATTEMPTS

3, vs. Baylor (Nov. 18, 2014)

FREE THROWS

4, vs. Cornell (Nov. 20, 2014)

FREE THROW ATTEMPTS

6, vs. Cornell (Nov. 20, 2014)

REBOUNDS

8, vs. Oklahoma St. (Dec. 6, 2014)

ASSISTS

8, vs. Coker (Dec. 21, 2014)

BLOCKS

1, twice, last vs. N. Carolina A&T (Dec. 30, 2014)

STEALS

3, vs. Cornell (Nov. 20, 2014)

MINUTES PLAYED

29, vs. Florida (Jan. 7, 2015)

2014-15

| Opponent | Date | GS | Min | FG-FGA | Pct | 3FG-FGA | Pct | FT-FTA | Pct | Off | Def | Tot | Avg | PF | FO | A | TO | Blk | Sd | Pts | Avg |
|-------------------|----------|----|-----|--------|-----|---------|-----|--------|-----|-----|-----|-----|-----|----|----|---|----|-----|----|-----|-----|
| North Florida | 11/14/14 | 25 | 3-7 | .429 | 0-1 | .000 | 0-0 | .000 | 0 | 3 | 3 | 3.0 | 1 | 0 | 6 | 0 | 0 | 2 | 6 | 6.0 | |
| Baylor | 11/18/14 | 27 | 3-6 | .500 | 1-3 | .333 | 3-4 | .750 | 2 | 3 | 5 | 4.0 | 1 | 0 | 3 | 1 | 1 | 1 | 10 | 8.0 | |
| vs. Cornell | 11/20/14 | 25 | 1-6 | .167 | 0-1 | .000 | 4-6 | .667 | 0 | 1 | 1 | 3.0 | 1 | 0 | 3 | 2 | 0 | 3 | 6 | 7.3 | |
| vs. Charlotte | 11/21/14 | 22 | 1-2 | .500 | 0-0 | .000 | 2-2 | 1.000 | 0 | 3 | 3 | 3.0 | 3 | 0 | 4 | 1 | 0 | 1 | 4 | 6.5 | |
| vs. Akron | 11/23/14 | 26 | 4-7 | .571 | 0-0 | .000 | 1-2 | .500 | 2 | 4 | 6 | 3.6 | 3 | 0 | 4 | 3 | 0 | 0 | 9 | 7.0 | |
| UNC Asheville | 11/26/14 | 25 | 2-3 | .667 | 0-0 | .000 | 3-3 | 1.000 | 0 | 4 | 4 | 3.7 | 3 | 0 | 6 | 5 | 0 | 1 | 7 | 7.0 | |
| at Marshall | 12/1/14 | 25 | 2-4 | .500 | 0-1 | .000 | 2-4 | .500 | 1 | 3 | 4 | 3.7 | 1 | 0 | 3 | 5 | 0 | 0 | 6 | 6.9 | |
| Oklahoma State | 12/6/14 | 25 | 2-6 | .333 | 0-0 | .000 | 0-1 | .000 | 2 | 6 | 8 | 4.3 | 2 | 0 | 5 | 2 | 0 | 1 | 4 | 6.5 | |
| Clemson | 12/19/14 | 19 | 0-2 | .000 | 0-1 | .000 | 2-6 | .333 | 0 | 3 | 3 | 4.1 | 1 | 0 | 2 | 2 | 0 | 0 | 2 | 6.0 | |
| Coker | 12/21/14 | 22 | 0-2 | .000 | 0-0 | .000 | 0-0 | .000 | 2 | 2 | 4 | 4.1 | 2 | 0 | 8 | 1 | 0 | 0 | 0 | 5.4 | |
| NA&T | 12/30/14 | 17 | 2-3 | .667 | 0-0 | .000 | 1-3 | .333 | 1 | 4 | 5 | 4.2 | 1 | 0 | 7 | 2 | 1 | 0 | 5 | 5.4 | |
| vs. Iowa State | 1/3/15 | 9 | 1-1 | 1.000 | 0-0 | .000 | 0-0 | .000 | 1 | 1 | 2 | 4.0 | 3 | 0 | 1 | 3 | 0 | 1 | 2 | 5.1 | |
| Florida | 1/7/15 | 29 | 2-5 | .400 | 0-1 | .000 | 3-5 | .600 | 0 | 0 | 0 | 3.7 | 3 | 0 | 3 | 4 | 0 | 2 | 7 | 5.2 | |
| at Ole Miss | 1/10/15 | 11 | 1-4 | .250 | 0-1 | .000 | 0-0 | .000 | 0 | 0 | 0 | 3.4 | 3 | 0 | 2 | 1 | 0 | 0 | 2 | 5.0 | |
| Alabama | 1/13/15 | | | | | | | | | | | | | | | | | | | | |
| at Auburn | 1/17/15 | | | | | | | | | | | | | | | | | | | | |
| Tennessee | 1/20/15 | | | | | | | | | | | | | | | | | | | | |
| Kentucky | 1/24/15 | | | | | | | | | | | | | | | | | | | | |
| at LSU | 1/28/15 | | | | | | | | | | | | | | | | | | | | |
| Georgia | 1/31/15 | | | | | | | | | | | | | | | | | | | | |
| at Arkansas | 2/3/15 | | | | | | | | | | | | | | | | | | | | |
| at Vanderbilt | 2/7/15 | | | | | | | | | | | | | | | | | | | | |
| Missouri | 2/10/15 | | | | | | | | | | | | | | | | | | | | |
| at Kentucky | 2/14/15 | | | | | | | | | | | | | | | | | | | | |
| at Georgia | 2/17/15 | | | | | | | | | | | | | | | | | | | | |
| Texas A&M | 2/21/15 | | | | | | | | | | | | | | | | | | | | |
| at Alabama | 2/24/15 | | | | | | | | | | | | | | | | | | | | |
| Mississippi State | 2/28/15 | | | | | | | | | | | | | | | | | | | | |
| Arkansas | 3/5/15 | | | | | | | | | | | | | | | | | | | | |
| at Tennessee | 3/7/15 | | | | | | | | | | | | | | | | | | | | |

| Per 40 Minutes | FGM | FTM | Rebs | Fouls | Assists | Blocks | Steals | Points |
|----------------|-----|-----|------|-------|---------|--------|--------|--------|
| 3.1 | 2.7 | 6.3 | 3.6 | 7.4 | 0.3 | 1.6 | 9.1 | |

CAREER STATISTICS

| Season | GP-GS | Min | Avg | FG | FGA | Pct | 3FG | 3FGA | Pct | FT | FTA | Pct | Off | Def | Tot | Avg | PF | FO | Ast | TO | Blk | Stl | Pts | Avg |
|---------|-------|-----|------|----|-----|------|-----|------|------|----|-----|------|-----|-----|-----|-----|----|----|-----|----|-----|-----|-----|-----|
| 2014-15 | 14-0 | 307 | 21.9 | 24 | 58 | .414 | 1 | 9 | .111 | 21 | 36 | .583 | 11 | 37 | 48 | 3.4 | 28 | 0 | 57 | 32 | 2 | 12 | 70 | 5.0 |

CAREER SEC STATISTICS

| Season | GP-GS | Min | Avg | FG | FGA | Pct | 3FG | 3FGA | Pct | FT | FTA | Pct | Off | Def | Tot | Avg | PF | FO | Ast | TO | Blk | Stl | Pts | Avg |
|--------|-------|-----|------|----|-----|------|-----|------|------|----|-----|------|-----|-----|-----|-----|----|----|-----|----|-----|-----|-----|-----|
| 2015 | 2-0 | 40 | 20.0 | 3 | 9 | .333 | 0 | 2 | .000 | 3 | 5 | .600 | 0 | 0 | 0 | 0.0 | 6 | 0 | 5 | 5 | 0 | 2 | 9 | 4.5 |

THE LAST TIME IN SOUTH CAROLINA BASKETBALL ...

AN INDIVIDUAL ...

| | |
|--------------------------------------------------------------------------|----------------------------------------------------------------------------------------------------------------------------------------------------------------------------------------------------------------------------------------------------------------------------------------------------------------------------------------------------------------------------------------------------|
| Scored 20 or more points: | South Carolina: Tyrone Johnson (20), vs. Florida, Jan. 7, 2015 in Columbia, S.C. Opponent: Jarvis Summer (20), Ole Miss, Jan. 10, 2015 in Oxford, Miss. |
| Scored 30 or more points: | South Carolina: Brenton Williams (32) at Missouri, Jan. 25, 2014 in Columbia, Mo. Opponent: Andrew Rowsey (30), UNC Asheville, Nov. 26, 2014 in Columbia, S.C. |
| Scored 35 or more points: | South Carolina: Brenton Williams (38) vs. Miss. State, March 6, 2013 in Columbia, S.C. Opponent: Michael Frazier II (37), Florida, March 4, 2014 in Columbia, S.C. |
| Scored 40 or more points: | South Carolina: N/A thru 1992-93 season Opponent: Austin Carr (43), Notre Dame, Dec. 30, 1969 in New Orleans, La. |
| Collected 20 or more rebounds: | South Carolina: Emmett Hall (23), vs. College of Charleston, Dec. 22, 1993 in Columbia, S.C. Opponent: Ekpe Udoh (20), Baylor, Jan. 2, 2010 in Columbia, S.C. |
| Collected 15 or more rebounds: | South Carolina: Lakeem Jackson (15), vs. UALR, Nov. 25, 2012 in Puerto Vallarta, Mexico Opponent: Trey James (15), Coker, Dec. 21, 2014 in Columbia, S.C. |
| Made 12 or more field goals: | South Carolina: Devan Downey (12) vs. Georgia, Jan. 30, 2010 in Columbia, S.C. Opponent: Michael Frazier II (12), Florida, March 4, 2014 in Columbia, S.C. |
| Made 10 or more field goals: | South Carolina: Duane Notice (10), at Marshall Dec. 1, 2014 in Huntington, W.Va. Opponent: Elston Turner (10), Texas A&M, March 2, 2013 in College Station, Texas |
| Attempted 20 or more field goals: | South Carolina: Sindarius Thornwell (24), vs. Charlotte Nov. 21, 2014 in Charleston, S.C. Opponent: Michael Frazier II (21), Florida, March 4, 2014 in Columbia, S.C. |
| Attempted 25 or more field goals: | South Carolina: Devan Downey, 25, at Kentucky, Feb. 25, 2010 in Lexington, Ky. Opponent: Kemmy Burgess (Alaska-Anchorage), 26, Nov. 24, 2005 in Anchorage, Alaska |
| Dished 10 or more assists: | South Carolina: Devan Downey, 11, vs. LSU, March 13, 2008 in Atlanta, Ga. Opponent: 11, Dee Bost, Mississippi State, Feb. 29, 2012 in Columbia, S.C. |
| Swiped 5 or more steals: | South Carolina: Sindarius Thornwell, 6 vs. UNC Asheville, Nov. 26, 2014 in Columbia, S.C. Opponent: 5, Allen Payne, Auburn, Feb. 26, 2014 in Auburn, Ala. |
| Blocked 5 or more shots: | South Carolina: Damontre Harris, 5, vs. Georgia, Feb. 15, 2012 in Columbia, S.C. Opponent: Damian Jones (7), Vanderbilt, Feb. 13, 2014 in Columbia, S.C. |
| Made 5 or more 3-point field goals: | South Carolina: Duane Notice (5), vs. Clemson Dec. 19, 2014 in Columbia, S.C. Opponent: Andrew Rowsey (6), UNC Asheville, Nov. 26, 2014 in Columbia, S.C. |
| Attempted 8 or more 3-point field goals: | South Carolina: Duane Notice (9), vs. Clemson Dec. 19, 2014 in Columbia, S.C. Opponent: Austin Loop (10), Marshall, Dec. 1, 2014 in Huntington, W.Va. |
| Made 10 or more free throws: | South Carolina: Brenton Williams (15), vs. Kentucky, March 1, 2014 in Columbia, S.C. Opponent: Anthony Perez (10), Ole Miss, Jan. 18, 2014 in Columbia, S.C. |
| Attempted 15 or more free throws: | South Carolina: Brenton Williams (16) vs. Kentucky, March 1, 2014 in Columbia, S.C. Opponent: Shawn Smith (15), Marshall (Dec. 30, 2013) in Columbia, S.C. |
| Played all 40 minutes of regulation: | South Carolina: Brenton Williams, at Mississippi State, March 8, 2014 in Starkville, Miss. Opponent: Frank Sullivan, Auburn, Jan. 12, 2013 in Columbia, S.C. |
| A player hit a last-second shot (within 3 seconds) to win a game: | South Carolina: Bruce Ellington vs. Alabama, Jan. 25, 2012 in Columbia, S.C. Opponent: Brian Bryant, Mississippi State, Feb. 29, 2012 in Columbia, S.C. |
| A player had a double-double: | South Carolina: Sindarius Thornwell (10 points, 10 rebounds), at Marshall Dec. 1, 2014 in Huntington, W.Va. Opponent: Julius Randle (10 points, 15 rebounds), Kentucky, March 1, 2014 in Columbia, S.C. |
| Two or more players had a double-double: | S. Carolina: Michael Carrera (23 points, 10 rebounds) and Lakeem Jackson (11 points, 11 rebounds) at LSU, Jan. 16, 2013 in Baton Rouge, La. Opponent: Alex Oriakhi (18 points, 11 rebounds), Earnest Ross (21 points, 10 rebounds) Missouri, Jan. 22, 2013 in Columbia, Mo. |
| A player had a triple-double: | South Carolina: Sam Muldrow (16 points, 14 rebounds, 10 blocks) vs. Vanderbilt, Jan. 8, 2011 in Columbia, S.C. *** Only second triple-double in South Carolina history (Chuck Eidson (25 points, 10 rebounds, 10 assists) vs. SC State, Nov. 29, 2002 in Columbia, S.C. Opponent: Daniel Hackett (Southern California - 22 points, 10 rebounds, 10 assists), Nov. 17, 2007 in Columbia, S.C. |
| Scored 30 or more points in back-to-back games: | South Carolina: Devan Downey, 30 vs. Kentucky, Jan. 26, 2010 in Columbia, S.C. 33 vs. Georgia, Jan. 30, 2010, in Columbia, S.C. |
| Scored 25 or more points in back-to-back games: | South Carolina: Devan Downey, 33 vs. Georgia, Jan. 30, 2010, in Columbia, S.C. 26 at Tennessee, Feb. 6, 2010 in Knoxville, Tenn. |

A TEAM...

| | |
|---------------------------------------------|------------------------------------------------------------------------------------------------------------------------------------------------------------|
| Scored 100 or more points: | South Carolina: 103 vs. The Citadel, Nov. 12, 2007 in Columbia, S.C. Opponent: 107, Vanderbilt, Feb. 17, 1996 in Nashville, Tenn. |
| Scored 50 points or less: | South Carolina: 46, vs. Florida, March 4, 2014 in Columbia S.C. Opponent: 44, Clemson, Dec. 19, 2014 in Columbia, S.C. |
| Scored 50 points in a half: | South Carolina: 52 (2nd half) vs. UNC Asheville Nov. 26, 2014 in Columbia, S.C. Opponent: 52 (2nd half) vs. Georgia Jan. 22, 2014 in Athens, Ga. |
| Failed to score 25 points in a half: | South Carolina: 22 (2nd half), at Ole Miss, Jan. 10, 2015 in Oxford, Miss. Opponent: 16 (1st half), North Carolina A&T, Dec. 30, 2014 in Columbia, S.C. |

| | |
|----------------------------------------------------------------------|------------------------------------------------------------------------------------------------------------------------------------------------------------------------------------------------------------------------------------------------------------------------------------------------------------------------------------------------------------------------------------------------------------------------------------------------------------------------------------|
| Collected 50 or more rebounds: | South Carolina: 50, vs. Longwood, Nov. 9, 2013 in Columbia, S.C. Opponent: 52, WKU, Nov. 27, 2010 in Bowling Green, Ky. |
| Shot 60% or better from the field: | South Carolina: 60.8% (31-51) at Western Carolina, Nov. 18, 2005 in Cullowhee, N.C. Opponent: 69.6% (32-46) Missouri, Feb. 28, 2013 in Columbia, S.C. |
| Shot 50% or better from the field: | South Carolina: 54.7% (29-53), vs. North Carolina A&T, Dec. 30, 2014 in Columbia, S.C. Opponent: 52.1% (25-48) Auburn, Feb. 26, 2014 in Auburn, Ala. |
| Shot less than 30% from the field: | South Carolina: 26.3% (15-57), vs. Georgia, Feb. 22, 2014 in Columbia, S.C. Opponent: 28.6% (16-56), Marshall, Dec. 1, 2014 in Huntington, W.Va. |
| Shot 50% or better from 3-point range (at least 10 attempts): | South Carolina: 73.3% (11-15), vs. Auburn, March 12, Atlanta, Ga. Opponent 50.0% (7-14), Ole Miss, Jan. 10, 2015 in Oxford, Miss. |
| Shot 20% or less from 3-point range (at least 10 attempts): | South Carolina: 20.0% (4-20), at Ole Miss, Jan. 10, 2015 in Oxford, Miss. Opponent: 5.6 % (1-18), Iowa State, Jan. 3, 2015 in Brooklyn, N.Y. |
| Dished 20 or more assists: | South Carolina: 20, vs. North Carolina A&T, Dec. 30, 2014 in Columbia, S.C. Opponent: 21, Georgia, Jan. 22, 2014 in Athens, Ga. |
| Made 35 or more shots: | South Carolina: 35 vs. Elon, Nov. 19, 2010 in Columbia, S.C. Opponent: 35, vs. Tennessee, March 5, 2009 in Columbia, S.C. |
| Attempted 80 or more shots: | South Carolina: 83 vs. WKU Nov. 27, 2010 in Bowling Green, Ky. Opponent: 83, LSU, Feb. 10, 1996 in Columbia, S.C. |
| Attempted 70 or more shots: | South Carolina: 72, vs. Providence, Dec. 1, 2011 in Columbia, S.C. Opponent: 79, WKU, Nov. 27, 2010 in Bowling Green, Ky. |
| Made 10 or more 3-pointers: | South Carolina: 11 vs. Auburn, March 12, 2014 in Atlanta, Ga. Opponent: 15, UNC Asheville, Nov. 26, 2014 in Columbia, S.C. |
| Did not make a 3-pointer: | South Carolina: 0, vs. Milwaukee, Nov. 11, 2012 in Columbia, S.C. Opponent: 0, Miss. State, Jan. 9, 2013 in Starkville, Miss. |
| Attempted 30 or more 3-pointers: | South Carolina: 31 vs. Alabama, Jan. 25, 2012 in Columbia, S.C. Opponent: 32, North Florida, Nov. 14, 2014 in Columbia, S.C. |
| Attempted 25 or more 3-pointers: | South Carolina: 27 vs. Rider, Nov. 19, 2012 in Columbia, S.C. Opponent: 29, UNC Asheville, Nov. 26, 2014 in Columbia, S.C. |
| Made 30 or more free throws: | South Carolina: 30 vs. Arkansas, March 13, 2014 in Atlanta, Ga. Opponent: 33, Kentucky, March 1, 2014 in Columbia, S.C. |
| Attempted 40 or more free throws: | South Carolina: 41 vs. Arkansas, March 13, 2014 in Atlanta, Ga. Opponent: 42, Kentucky, March 1, 2014 in Columbia, S.C. |
| Swiped 15 or more steals: | South Carolina: 15 vs. Vanderbilt, Jan. 16, 2010 in Columbia, S.C. Opponent: 17, Florida, March 4, 2014 in Columbia, S.C. |
| Blocked 12 or more shots: | South Carolina: 12, vs. Vanderbilt, Jan. 8, 2011 in Columbia, S.C. Opponent: 12, Clemson, Nov. 17, 2013 in Clemson, S.C. |
| Blocked 8 or more shots: | South Carolina: 9, vs. Coker, Dec. 21, 2014 in Columbia, S.C. Opponent: 9, Auburn, March 12, Atlanta, Ga. |
| Won by 30 or more points: | South Carolina: 37, vs. North Carolina A&T, Dec. 30, 2014 in Columbia, S.C. Opponent: 39, Florida, Jan. 30, 2013 in Gainesville, Fla. |
| Won by 20 or more points: | South Carolina: 37, vs. North Carolina A&T, Dec. 30, 2014 in Columbia, S.C. Opponent: 26, Florida, March 4, 2014 in Columbia, S.C. |
| Played a single overtime game: | Win: 82-73 at LSU, Jan. 16, 2013 in Baton Rouge, La. Loss: 62-54 at Georgia, Feb. 23, 2013 in Athens, Ga. |
| Played a double overtime game: | Win: 87-85 vs. WKU, Nov. 27, 2010 in Bowling Green, Ky. Loss: 98-88 vs. Louisville, Feb. 20, 1988 in Columbia, S.C. |
| South Carolina played a No. 1 Team in the country: | Win: 68-62 vs. Kentucky, Jan. 26, 2010 in Columbia, S.C. Loss: 72-46 loss vs. Florida, March. 4, 2014 in Columbia, S.C. |
| South Carolina played a top-5 opponent: | Win: 68-62 vs. No. 1/1 Kentucky, Jan. 26, 2010 in Columbia, S.C. Loss: 75-36 loss to No. 4/4 Florida, Jan. 30, 2013 in Gainesville, Fla. |
| South Carolina played a top-10 opponent: | Win: 64-60 vs. No. 9/9 Iowa State, Jan. 3, 2015 in Brooklyn, N.Y. Loss: 74-58 at No. 10/11 Florida, Jan. 8, 2014 in Gainesville, Fla. |
| South Carolina played a top-25 opponent: | Win: 64-60 vs. No. 9/9 Iowa State, Jan. 3, 2015 in Brooklyn, N.Y. Loss: 79-52 at No. 9/11 Oklahoma State, Dec. 6, 2013 in Stillwater, Okla. |
| South Carolina defeated a ranked opponent: | Home: Win: 72-67 win over No. 17/15 Kentucky, March 1, 2014 in Columbia, S.C. Away: 77-73 at No. 13/19 Vanderbilt, March 6, 2010 in Nashville, Tenn. Neutral: 64-60 vs. No. 9/9 Iowa State, Jan. 3, 2015 in Brooklyn, N.Y. SEC Home: Win: 72-67 win over No. 17/15 Kentucky, March 1, 2014 in Columbia, S.C. SEC Away: 77-73 at No. 13/19 Vanderbilt, March 6, 2010 in Nashville, Tenn. Non-conference away: 85-84 at No. 19/20 Baylor, Jan. 2, 2009 in Waco, Texas |
| A South Carolina win opened the season: | Home: 81-56, vs. North Florida, Nov. 14, 2014 in Columbia, S.C. Away: 81-63 win at Western Carolina, Nov. 12, 2005 in Cullowhee, N.C. Neutral: 74-61 win vs. Chaminade, Nov. 19, 2001 in Maui, Hawaii (Maui Invite) |
| South Carolina opened SEC play: | Home: 72-68 loss vs. Florida, Jan. 7, 2015 in Gainesville, Fla. Away: 74-58 loss at No. 10/11 Florida, Jan. 8, 2014 in Gainesville, Fla. |



South Carolina Basketball
 South Carolina Combined Team Statistics (as of Jan 10, 2015)
 All games

| RECORD: | OVERALL | HOME | AWAY | NEUTRAL |
|----------------|---------|------|------|---------|
| ALL GAMES | 9-5 | 6-2 | 1-1 | 2-2 |
| CONFERENCE | 0-2 | 0-1 | 0-1 | 0-0 |
| NON-CONFERENCE | 9-3 | 6-1 | 1-0 | 2-2 |

| # | Player | gp-gs | min | avg | Total | | 3-Point | | F-Throw | | Rebounds | | | | pf | dq | a | to | blk | stl | pts | avg |
|----------------|--------------------|-------|------|------|---------|------|---------|-------|---------|------|----------|-----|-----|------|-----|----|-----|-----|-----|-----|------|------|
| | | | | | fg-fga | fg% | 3fg-fga | 3fg% | ft-fa | ft% | off | def | tot | avg | | | | | | | | |
| 10 | NOTICE, Duane | 14-14 | 396 | 28.3 | 57-129 | .442 | 21-57 | .368 | 39-48 | .813 | 7 | 33 | 40 | 2.9 | 27 | 0 | 42 | 25 | 2 | 17 | 174 | 12.4 |
| 00 | THORNWELL, Sindari | 14-14 | 382 | 27.3 | 51-140 | .364 | 12-54 | .222 | 38-56 | .679 | 23 | 54 | 77 | 5.5 | 36 | 2 | 28 | 28 | 9 | 24 | 152 | 10.9 |
| 04 | JOHNSON, Tyrone | 14-14 | 392 | 28.0 | 49-112 | .438 | 9-32 | .281 | 38-46 | .826 | 5 | 35 | 40 | 2.9 | 25 | 0 | 53 | 25 | 5 | 19 | 145 | 10.4 |
| 14 | CHATKEVICIUS, L. | 14-9 | 298 | 21.3 | 56-96 | .583 | 4-9 | .444 | 17-23 | .739 | 24 | 51 | 75 | 5.4 | 24 | 1 | 8 | 25 | 22 | 4 | 133 | 9.5 |
| 21 | HENRY, Demetrius | 14-14 | 286 | 20.4 | 40-81 | .494 | 0-2 | .000 | 19-31 | .613 | 22 | 37 | 59 | 4.2 | 50 | 3 | 5 | 24 | 15 | 3 | 99 | 7.1 |
| 25 | KACINAS, Mindaugas | 14-0 | 297 | 21.2 | 33-58 | .569 | 5-13 | .385 | 25-31 | .806 | 37 | 46 | 83 | 5.9 | 29 | 1 | 8 | 17 | 7 | 13 | 96 | 6.9 |
| 01 | STROMAN, Marcus | 14-0 | 307 | 21.9 | 24-58 | .414 | 1-9 | .111 | 21-36 | .583 | 11 | 37 | 48 | 3.4 | 28 | 0 | 57 | 32 | 2 | 12 | 70 | 5.0 |
| 20 | MCKIE, Justin | 12-0 | 155 | 12.9 | 18-45 | .400 | 7-24 | .292 | 15-19 | .789 | 4 | 22 | 26 | 2.2 | 11 | 0 | 5 | 5 | 3 | 6 | 58 | 4.8 |
| 24 | CARRERA, Michael | 11-5 | 184 | 16.7 | 19-46 | .413 | 3-6 | .500 | 12-19 | .632 | 14 | 31 | 45 | 4.1 | 27 | 1 | 4 | 10 | 9 | 3 | 53 | 4.8 |
| 35 | STEELE, Brian | 10-0 | 65 | 6.5 | 4-17 | .235 | 3-13 | .231 | 0-0 | .000 | 0 | 7 | 7 | 0.7 | 5 | 0 | 5 | 2 | 0 | 3 | 11 | 1.1 |
| 12 | SHEPPARD, Shamiek | 2-0 | 16 | 8.0 | 2-6 | .333 | 1-1 | 1.000 | 0-0 | .000 | 2 | 2 | 4 | 2.0 | 2 | 0 | 0 | 1 | 1 | 1 | 5 | 2.5 |
| 15 | THEUS JR., Reggie | 9-0 | 22 | 2.4 | 2-4 | .500 | 0-1 | .000 | 0-0 | .000 | 0 | 1 | 1 | 0.1 | 1 | 0 | 0 | 2 | 0 | 3 | 4 | 0.4 |
| Team | | | | | | | | | | | 22 | 26 | 48 | | | | 3 | | | | | |
| Total..... | | 14 | 2800 | | 355-792 | .448 | 66-221 | .299 | 224-309 | .725 | 171 | 382 | 553 | 39.5 | 265 | 8 | 215 | 199 | 75 | 108 | 1000 | 71.4 |
| Opponents..... | | 14 | 2800 | | 266-764 | .348 | 86-298 | .289 | 216-303 | .713 | 158 | 300 | 458 | 32.7 | 277 | - | 123 | 219 | 54 | 90 | 834 | 59.6 |

| TEAM STATISTICS | SC | OPP | Date | Opponent | Score | Att. |
|------------------------|---------|---------|------------|--------------------|-------|-------|
| SCORING | 1000 | 834 | 11/14/14 | UNF | 81-56 | 10473 |
| Points per game | 71.4 | 59.6 | ! 11/18/14 | BAYLOR | 65-69 | 13291 |
| Scoring margin | +11.9 | - | & 11/20/14 | vs Cornell | 69-45 | 2517 |
| FIELD GOALS-ATT | 355-792 | 266-764 | & 11/21/14 | vs Charlotte | 63-65 | 2430 |
| Field goal pct | .448 | .348 | & 11/23/14 | vs Akron | 63-68 | 1523 |
| 3 POINT FG-ATT | 66-221 | 86-298 | 11/26/14 | UNC ASHEVILLE | 89-75 | 8330 |
| 3-point FG pct | .299 | .289 | 12/1/14 | at Marshall | 77-59 | 5013 |
| 3-pt FG made per game | 4.7 | 6.1 | ^ 12/6/14 | OKLAHOMA STATE | 75-49 | 12007 |
| FREE THROWS-ATT | 224-309 | 216-303 | 12/19/14 | CLEMSON | 68-45 | 11992 |
| Free throw pct | .725 | .713 | 12/21/14 | COKER | 78-52 | 8419 |
| F-Throws made per game | 16.0 | 15.4 | 12/30/14 | NORTH CAROLINA A&T | 91-54 | 8156 |
| REBOUNDS | 553 | 458 | 01/03/15 | vs Iowa State | 64-60 | 3546 |
| Rebounds per game | 39.5 | 32.7 | * 1/7/14 | FLORIDA | 68-72 | 12181 |
| Rebounding margin | +6.8 | - | * 01-10-15 | at Ole Miss | 49-65 | 6714 |
| ASSISTS | 215 | 123 | | | | |
| Assists per game | 15.4 | 8.8 | | | | |
| TURNOVERS | 199 | 219 | | | | |
| Turnovers per game | 14.2 | 15.6 | | | | |
| Turnover margin | +1.4 | - | | | | |
| Assist/turnover ratio | 1.1 | 0.6 | | | | |
| STEALS | 108 | 90 | | | | |
| Steals per game | 7.7 | 6.4 | | | | |
| BLOCKS | 75 | 54 | | | | |
| Blocks per game | 5.4 | 3.9 | | | | |
| ATTENDANCE | 84849 | 21743 | | | | |
| Home games-Avg/Game | 8-10606 | 2-5864 | | | | |
| Neutral site-Avg/Game | - | 4-2504 | | | | |

! - ESPN College Hoops Tip-Off Marathon (Columbia, S.C.)
 & - Charleston Classic (Charleston, S.C.)
 ^ - SEC/Big 12 Challenge (Columbia, S.C.)
 * = Conference game

| Score by Periods | 1st | 2nd | Totals |
|------------------|-----|-----|--------|
| South Carolina | 486 | 514 | 1000 |
| Opponents | 378 | 456 | 834 |



South Carolina Basketball
 South Carolina Combined Team Statistics (as of Jan 10, 2015)
 Conference games

| RECORD: | OVERALL | HOME | AWAY | NEUTRAL |
|----------------|---------|------|------|---------|
| ALL GAMES | 0-2 | 0-1 | 0-1 | 0-0 |
| CONFERENCE | 0-2 | 0-1 | 0-1 | 0-0 |
| NON-CONFERENCE | 0-0 | 0-0 | 0-0 | 0-0 |

| ## | Player | gp-gs | min | avg | Total | | 3-Point | | F-Throw | | Rebounds | | | | pf | dq | a | to | blk | stl | pts | avg |
|----------------|--------------------|-------|-----|------|--------|------|---------|-------|---------|-------|----------|-----|-----|------|----|----|----|----|-----|-----|-----|------|
| | | | | | fg-fga | fg% | 3fg-fga | 3fg% | ft-fta | ft% | off | def | tot | avg | | | | | | | | |
| 04 | JOHNSON, Tyrone | 2-2 | 67 | 33.5 | 10-19 | .526 | 2-6 | .333 | 11-11 | 1.000 | 1 | 6 | 7 | 3.5 | 4 | 0 | 6 | 6 | 0 | 2 | 33 | 16.5 |
| 10 | NOTICE, Duane | 2-2 | 56 | 28.0 | 4-17 | .235 | 2-10 | .200 | 4-4 | 1.000 | 0 | 4 | 4 | 2.0 | 5 | 0 | 7 | 3 | 0 | 0 | 14 | 7.0 |
| 00 | THORNWELL, Sindari | 2-2 | 53 | 26.5 | 4-15 | .267 | 2-7 | .286 | 4-6 | .667 | 2 | 4 | 6 | 3.0 | 6 | 1 | 6 | 5 | 1 | 2 | 14 | 7.0 |
| 25 | KACINAS, Mindaugas | 2-0 | 40 | 20.0 | 5-9 | .556 | 2-5 | .400 | 1-2 | .500 | 2 | 5 | 7 | 3.5 | 5 | 0 | 1 | 2 | 0 | 1 | 13 | 6.5 |
| 14 | CHATKEVICIUS, L. | 2-2 | 44 | 22.0 | 4-9 | .444 | 0-1 | .000 | 3-4 | .750 | 1 | 4 | 5 | 2.5 | 3 | 0 | 0 | 1 | 3 | 0 | 11 | 5.5 |
| 21 | HENRY, Demetrius | 2-2 | 45 | 22.5 | 4-10 | .400 | 0-0 | .000 | 2-7 | .286 | 3 | 5 | 8 | 4.0 | 5 | 0 | 1 | 1 | 1 | 1 | 10 | 5.0 |
| 01 | STROMAN, Marcus | 2-0 | 40 | 20.0 | 3-9 | .333 | 0-2 | .000 | 3-5 | .600 | 0 | 0 | 0 | 0.0 | 6 | 0 | 5 | 5 | 0 | 2 | 9 | 4.5 |
| 24 | CARRERA, Michael | 2-0 | 32 | 16.0 | 3-6 | .500 | 1-1 | 1.000 | 0-0 | .000 | 2 | 6 | 8 | 4.0 | 4 | 0 | 1 | 1 | 1 | 1 | 7 | 3.5 |
| 20 | MCKIE, Justin | 2-0 | 23 | 11.5 | 1-4 | .250 | 0-1 | .000 | 4-4 | 1.000 | 1 | 3 | 4 | 2.0 | 2 | 0 | 0 | 2 | 1 | 0 | 6 | 3.0 |
| Team | | | | | | | | | | | 4 | 2 | 6 | | | | | | | | | |
| Total..... | | 2 | 400 | | 38-98 | .388 | 9-33 | .273 | 32-43 | .744 | 16 | 39 | 55 | 27.5 | 40 | 1 | 27 | 26 | 7 | 9 | 117 | 58.5 |
| Opponents..... | | 2 | 400 | | 41-98 | .418 | 12-33 | .364 | 43-52 | .827 | 23 | 47 | 70 | 35.0 | 38 | - | 27 | 27 | 8 | 12 | 137 | 68.5 |

| TEAM STATISTICS | SC | OPP | Date | Opponent | Score | Att. |
|------------------------|---------|--------|------------|-------------|---------|-------|
| SCORING | 117 | 137 | * 1/7/14 | FLORIDA | L 68-72 | 12181 |
| Points per game | 58.5 | 68.5 | * 01-10-15 | at Ole Miss | L 49-65 | 6714 |
| Scoring margin | -10.0 | - | | | | |
| FIELD GOALS-ATT | 38-98 | 41-98 | | | | |
| Field goal pct | .388 | .418 | | | | |
| 3 POINT FG-ATT | 9-33 | 12-33 | | | | |
| 3-point FG pct | .273 | .364 | | | | |
| 3-pt FG made per game | 4.5 | 6.0 | | | | |
| FREE THROWS-ATT | 32-43 | 43-52 | | | | |
| Free throw pct | .744 | .827 | | | | |
| F-Throws made per game | 16.0 | 21.5 | | | | |
| REBOUNDS | 55 | 70 | | | | |
| Rebounds per game | 27.5 | 35.0 | | | | |
| Rebounding margin | -7.5 | - | | | | |
| ASSISTS | 27 | 27 | | | | |
| Assists per game | 13.5 | 13.5 | | | | |
| TURNOVERS | 26 | 27 | | | | |
| Turnovers per game | 13.0 | 13.5 | | | | |
| Turnover margin | +0.5 | - | | | | |
| Assist/turnover ratio | 1.0 | 1.0 | | | | |
| STEALS | 9 | 12 | | | | |
| Steals per game | 4.5 | 6.0 | | | | |
| BLOCKS | 7 | 8 | | | | |
| Blocks per game | 3.5 | 4.0 | | | | |
| ATTENDANCE | 12181 | 6714 | | | | |
| Home games-Avg/Game | 1-12181 | 1-6714 | | | | |
| Neutral site-Avg/Game | - | 0-0 | | | | |

! - ESPN College Hoops Tip-Off Marathon (Columbia, S.C.)
 & - Charleston Classic (Charleston, S.C.)
 ^ - SEC/Big 12 Challenge (Columbia, S.C.)
 * = Conference game

| Score by Periods | 1st | 2nd | Totals |
|------------------|-----|-----|--------|
| South Carolina | 61 | 56 | 117 |
| Opponents | 64 | 73 | 137 |



South Carolina Basketball
 South Carolina Team Game-by-Game Comparison (as of Jan 12, 2015)
 All games

| Opponent | 1st | 2nd | Score | Mar | Total FG | FG Pct | 3-Pointers | 3FG Pct | Free Throws | FT Pct | Rebounds | Assist | T/Over | Block | Steal | Fouls |
|--------------------|-------|-------|-------|------|-------------|-----------|------------|-----------|-------------|-----------|------------|--------|--------|-------|-------|-------|
| UNF | 48/27 | 33/29 | 81-56 | +25 | 29-57/18-53 | .509/.340 | 4-11/10-32 | .364/.313 | 19-26/10-16 | .731/.625 | 42/28 +14 | 19/9 | 9/15 | 3/5 | 7/2 | 15/22 |
| BAYLOR | 27/30 | 38/39 | 65-69 | (4) | 22-54/21-47 | .407/.447 | 5-21/6-18 | .238/.333 | 16-19/21-26 | .842/.808 | 33/29 +4 | 11/10 | 10/11 | 3/1 | 4/6 | 21/20 |
| Cornell | 35/21 | 34/24 | 69-45 | +24 | 22-58/14-52 | .379/.269 | 8-22/5-20 | .364/.250 | 17-21/12-16 | .810/.750 | 44/32 +12 | 16/6 | 11/17 | 5/6 | 10/6 | 15/19 |
| Charlotte | 36/29 | 27/36 | 63-65 | (2) | 26-61/23-53 | .426/.434 | 3-18/6-17 | .167/.353 | 8-9/13-19 | .889/.684 | 37/32 +5 | 13/6 | 17/17 | 7/5 | 6/6 | 21/13 |
| Akron | 25/30 | 38/38 | 63-68 | (5) | 25-64/21-50 | .391/.420 | 2-10/4-20 | .200/.200 | 11-20/22-27 | .550/.815 | 45/32 +13 | 11/6 | 17/15 | 2/6 | 8/6 | 20/19 |
| UNC ASHEVILLE | 37/29 | 52/46 | 89-75 | +14 | 31-60/23-63 | .517/.365 | 8-17/15-29 | .471/.517 | 19-26/14-20 | .731/.700 | 39/35 +4 | 21/12 | 20/22 | 10/3 | 12/11 | 15/21 |
| Marshall | 39/20 | 38/39 | 77-59 | +18 | 30-63/16-56 | .476/.286 | 4-20/5-26 | .200/.192 | 13-24/22-34 | .542/.647 | 39/43 (4) | 17/9 | 15/19 | 3/3 | 13/6 | 24/20 |
| OKLAHOMA STATE | 32/24 | 43/25 | 75-49 | +26 | 26-60/16-65 | .433/.246 | 6-17/5-24 | .353/.208 | 17-22/12-19 | .773/.632 | 49/41 +8 | 14/7 | 11/12 | 8/5 | 6/4 | 19/17 |
| CLEMSON | 28/30 | 40/15 | 68-45 | +23 | 23-50/17-57 | .460/.298 | 7-22/4-18 | .318/.222 | 15-20/7-12 | .750/.583 | 40/31 +9 | 17/7 | 12/13 | 7/5 | 7/9 | 14/20 |
| COKER | 35/23 | 43/29 | 78-52 | +26 | 31-64/18-58 | .484/.310 | 3-11/7-21 | .273/.333 | 13-19/9-14 | .684/.643 | 47/31 +16 | 21/8 | 15/19 | 9/1 | 11/8 | 16/21 |
| NORTH CAROLINA A&T | 47/16 | 44/38 | 91-54 | +37 | 29-53/18-55 | .547/.327 | 5-9/6-22 | .556/.273 | 28-34/12-15 | .824/.800 | 41/20 +21 | 20/8 | 16/19 | 7/2 | 7/4 | 17/26 |
| Iowa State | 36/35 | 28/25 | 64-60 | +4 | 23-50/20-57 | .460/.351 | 2-10/1-18 | .200/.056 | 16-26/19-33 | .615/.576 | 42/34 +8 | 8/8 | 20/13 | 4/4 | 8/10 | 28/21 |
| FLORIDA | 34/31 | 34/41 | 68-72 | (4) | 20-49/21-49 | .408/.429 | 5-13/5-19 | .385/.263 | 23-27/25-30 | .852/.833 | 23/37 (14) | 11/14 | 11/17 | 5/4 | 4/7 | 20/24 |
| Ole Miss | 27/33 | 22/32 | 49-65 | (16) | 18-49/20-49 | .367/.408 | 4-20/7-14 | .200/.500 | 9-16/18-22 | .563/.818 | 32/33 (1) | 16/13 | 15/10 | 2/4 | 5/5 | 20/14 |

Note: Game totals are displayed in the format TEAM/OPPONENT for each category



South Carolina Basketball
 South Carolina Category Leaders (as of Jan 12, 2015)
 All games

| Points | G | Pts | Pts/G |
|----------------------|----|-----|-------|
| NOTICE, Duane | 14 | 174 | 12.4 |
| THORNWELL, Sindarius | 14 | 152 | 10.9 |
| JOHNSON, Tyrone | 14 | 145 | 10.4 |
| CHATKEVICIUS, L. | 14 | 133 | 9.5 |
| HENRY, Demetrius | 14 | 99 | 7.1 |
| KACINAS, Mindaugas | 14 | 96 | 6.9 |
| STROMAN, Marcus | 14 | 70 | 5.0 |
| MCKIE, Justin | 12 | 58 | 4.8 |
| CARRERA, Michael | 11 | 53 | 4.8 |
| STEELE, Brian | 10 | 11 | 1.1 |
| SHEPPARD, Shamiek | 2 | 5 | 2.5 |
| THEUS JR., Reggie | 9 | 4 | 0.4 |

| FG Percentage | FG | Att | Pct |
|----------------------|----|-----|------|
| CHATKEVICIUS, L. | 56 | 96 | .583 |
| KACINAS, Mindaugas | 33 | 58 | .569 |
| THEUS JR., Reggie | 2 | 4 | .500 |
| HENRY, Demetrius | 40 | 81 | .494 |
| NOTICE, Duane | 57 | 129 | .442 |
| JOHNSON, Tyrone | 49 | 112 | .438 |
| STROMAN, Marcus | 24 | 58 | .414 |
| CARRERA, Michael | 19 | 46 | .413 |
| MCKIE, Justin | 18 | 45 | .400 |
| THORNWELL, Sindarius | 51 | 140 | .364 |
| SHEPPARD, Shamiek | 2 | 6 | .333 |
| STEELE, Brian | 4 | 17 | .235 |

| 3-Point Percentage | 3FG | Att | Pct |
|----------------------|-----|-----|-------|
| SHEPPARD, Shamiek | 1 | 1 | 1.000 |
| CARRERA, Michael | 3 | 6 | .500 |
| CHATKEVICIUS, L. | 4 | 9 | .444 |
| KACINAS, Mindaugas | 5 | 13 | .385 |
| NOTICE, Duane | 21 | 57 | .368 |
| MCKIE, Justin | 7 | 24 | .292 |
| JOHNSON, Tyrone | 9 | 32 | .281 |
| STEELE, Brian | 3 | 13 | .231 |
| THORNWELL, Sindarius | 12 | 54 | .222 |
| STROMAN, Marcus | 1 | 9 | .111 |
| HENRY, Demetrius | 0 | 2 | .000 |
| THEUS JR., Reggie | 0 | 1 | .000 |

| Free Throw Percent | FG | Att | Pct |
|----------------------|----|-----|------|
| JOHNSON, Tyrone | 38 | 46 | .826 |
| NOTICE, Duane | 39 | 48 | .813 |
| KACINAS, Mindaugas | 25 | 31 | .806 |
| MCKIE, Justin | 15 | 19 | .789 |
| CHATKEVICIUS, L. | 17 | 23 | .739 |
| THORNWELL, Sindarius | 38 | 56 | .679 |
| CARRERA, Michael | 12 | 19 | .632 |
| HENRY, Demetrius | 19 | 31 | .613 |
| STROMAN, Marcus | 21 | 36 | .583 |

| Scoring Average | G | Pts | Avg/G |
|----------------------|----|-----|-------|
| NOTICE, Duane | 14 | 174 | 12.4 |
| THORNWELL, Sindarius | 14 | 152 | 10.9 |
| JOHNSON, Tyrone | 14 | 145 | 10.4 |
| CHATKEVICIUS, L. | 14 | 133 | 9.5 |
| HENRY, Demetrius | 14 | 99 | 7.1 |
| KACINAS, Mindaugas | 14 | 96 | 6.9 |
| STROMAN, Marcus | 14 | 70 | 5.0 |
| MCKIE, Justin | 12 | 58 | 4.8 |
| CARRERA, Michael | 11 | 53 | 4.8 |
| SHEPPARD, Shamiek | 2 | 5 | 2.5 |
| STEELE, Brian | 10 | 11 | 1.1 |
| THEUS JR., Reggie | 9 | 4 | 0.4 |

| Field Goal Attempts | G | Att | Att/G |
|----------------------|----|-----|-------|
| THORNWELL, Sindarius | 14 | 140 | 10.0 |
| NOTICE, Duane | 14 | 129 | 9.2 |
| JOHNSON, Tyrone | 14 | 112 | 8.0 |
| CHATKEVICIUS, L. | 14 | 96 | 6.9 |
| HENRY, Demetrius | 14 | 81 | 5.8 |

| Field Goals Made | G | Made | Made/G |
|----------------------|----|------|--------|
| NOTICE, Duane | 14 | 57 | 4.1 |
| CHATKEVICIUS, L. | 14 | 56 | 4.0 |
| THORNWELL, Sindarius | 14 | 51 | 3.6 |
| JOHNSON, Tyrone | 14 | 49 | 3.5 |
| HENRY, Demetrius | 14 | 40 | 2.9 |

| 3-Point FG Attempts | G | Att | Att/G |
|----------------------|----|-----|-------|
| NOTICE, Duane | 14 | 57 | 4.1 |
| THORNWELL, Sindarius | 14 | 54 | 3.9 |
| JOHNSON, Tyrone | 14 | 32 | 2.3 |
| MCKIE, Justin | 12 | 24 | 2.0 |
| KACINAS, Mindaugas | 14 | 13 | 0.9 |
| STEELE, Brian | 10 | 13 | 1.3 |

| 3-Point FG Made | G | Made | Made/G |
|----------------------|----|------|--------|
| NOTICE, Duane | 14 | 21 | 1.5 |
| THORNWELL, Sindarius | 14 | 12 | 0.9 |
| JOHNSON, Tyrone | 14 | 9 | 0.6 |
| MCKIE, Justin | 12 | 7 | 0.6 |
| KACINAS, Mindaugas | 14 | 5 | 0.4 |

| Free Throw Attempts | G | Att | Att/G |
|----------------------|----|-----|-------|
| THORNWELL, Sindarius | 14 | 56 | 4.0 |
| NOTICE, Duane | 14 | 48 | 3.4 |
| JOHNSON, Tyrone | 14 | 46 | 3.3 |
| STROMAN, Marcus | 14 | 36 | 2.6 |
| HENRY, Demetrius | 14 | 31 | 2.2 |
| KACINAS, Mindaugas | 14 | 31 | 2.2 |

| Free Throws Made | G | Made | Made/G |
|----------------------|----|------|--------|
| NOTICE, Duane | 14 | 39 | 2.8 |
| THORNWELL, Sindarius | 14 | 38 | 2.7 |
| JOHNSON, Tyrone | 14 | 38 | 2.7 |
| KACINAS, Mindaugas | 14 | 25 | 1.8 |
| STROMAN, Marcus | 14 | 21 | 1.5 |



South Carolina Basketball
South Carolina Category Leaders (as of Jan 12, 2015)
All games

| Rebounds | G | Reb | Reb/G |
|----------------------|----|-----|-------|
| KACINAS, Mindaugas | 14 | 83 | 5.9 |
| THORNWELL, Sindarius | 14 | 77 | 5.5 |
| CHATKEVICIUS, L. | 14 | 75 | 5.4 |
| HENRY, Demetrius | 14 | 59 | 4.2 |
| STROMAN, Marcus | 14 | 48 | 3.4 |

| Rebound Average | G | Reb | Avg/G |
|----------------------|----|-----|-------|
| KACINAS, Mindaugas | 14 | 83 | 5.9 |
| THORNWELL, Sindarius | 14 | 77 | 5.5 |
| CHATKEVICIUS, L. | 14 | 75 | 5.4 |
| HENRY, Demetrius | 14 | 59 | 4.2 |
| CARRERA, Michael | 11 | 45 | 4.1 |

| Offensive Rebounds | G | No. | Avg/G |
|----------------------|----|-----|-------|
| KACINAS, Mindaugas | 14 | 37 | 2.6 |
| CHATKEVICIUS, L. | 14 | 24 | 1.7 |
| THORNWELL, Sindarius | 14 | 23 | 1.6 |
| HENRY, Demetrius | 14 | 22 | 1.6 |
| CARRERA, Michael | 11 | 14 | 1.3 |

| Defensive Rebounds | G | No. | Avg/G |
|----------------------|----|-----|-------|
| THORNWELL, Sindarius | 14 | 54 | 3.9 |
| CHATKEVICIUS, L. | 14 | 51 | 3.6 |
| KACINAS, Mindaugas | 14 | 46 | 3.3 |
| HENRY, Demetrius | 14 | 37 | 2.6 |
| STROMAN, Marcus | 14 | 37 | 2.6 |

| Fouls | G | No. | Per/G |
|----------------------|----|-----|-------|
| HENRY, Demetrius | 14 | 50 | 3.6 |
| THORNWELL, Sindarius | 14 | 36 | 2.6 |
| KACINAS, Mindaugas | 14 | 29 | 2.1 |
| STROMAN, Marcus | 14 | 28 | 2.0 |
| CARRERA, Michael | 11 | 27 | 2.5 |
| NOTICE, Duane | 14 | 27 | 1.9 |

| Foulsouts | G | No. |
|----------------------|----|-----|
| HENRY, Demetrius | 14 | 3 |
| THORNWELL, Sindarius | 14 | 2 |
| KACINAS, Mindaugas | 14 | 1 |
| CARRERA, Michael | 11 | 1 |
| CHATKEVICIUS, L. | 14 | 1 |

| Assists | G | No. | Ast/G |
|----------------------|----|-----|-------|
| STROMAN, Marcus | 14 | 57 | 4.1 |
| JOHNSON, Tyrone | 14 | 53 | 3.8 |
| NOTICE, Duane | 14 | 42 | 3.0 |
| THORNWELL, Sindarius | 14 | 28 | 2.0 |
| CHATKEVICIUS, L. | 14 | 8 | 0.6 |
| KACINAS, Mindaugas | 14 | 8 | 0.6 |

| Steals | G | No. | Stl/G |
|----------------------|----|-----|-------|
| THORNWELL, Sindarius | 14 | 24 | 1.7 |
| JOHNSON, Tyrone | 14 | 19 | 1.4 |
| NOTICE, Duane | 14 | 17 | 1.2 |
| KACINAS, Mindaugas | 14 | 13 | 0.9 |
| STROMAN, Marcus | 14 | 12 | 0.9 |

| Blocked Shots | G | No. | Blk/G |
|----------------------|----|-----|-------|
| CHATKEVICIUS, L. | 14 | 22 | 1.6 |
| HENRY, Demetrius | 14 | 15 | 1.1 |
| CARRERA, Michael | 11 | 9 | 0.8 |
| THORNWELL, Sindarius | 14 | 9 | 0.6 |
| KACINAS, Mindaugas | 14 | 7 | 0.5 |

| Minutes | G | No. | Min/G |
|----------------------|----|-----|-------|
| NOTICE, Duane | 14 | 396 | 28.3 |
| JOHNSON, Tyrone | 14 | 392 | 28.0 |
| THORNWELL, Sindarius | 14 | 382 | 27.3 |
| STROMAN, Marcus | 14 | 307 | 21.9 |
| CHATKEVICIUS, L. | 14 | 298 | 21.3 |

| Turnovers | G | No. | TO/G |
|----------------------|----|-----|------|
| STROMAN, Marcus | 14 | 32 | 2.3 |
| THORNWELL, Sindarius | 14 | 28 | 2.0 |
| CHATKEVICIUS, L. | 14 | 25 | 1.8 |
| NOTICE, Duane | 14 | 25 | 1.8 |
| JOHNSON, Tyrone | 14 | 25 | 1.8 |



South Carolina Basketball
South Carolina Team High/Low Analysis (as of Jan 12, 2015)
All games

South Carolina - TEAM GAME HIGHS

| | | |
|-----------------------|--------------|-------------------------------|
| POINTS | 91 | NORTH CAROLINA A&T (12/30/14) |
| | 89 | UNC ASHEVILLE (11/26/14) |
| | 81 | UNF (11/14/14) |
| | 78 | COKER (12/21/14) |
| | 77 | at Marshall (12/1/14) |
| FIELD GOALS MADE | 31 | COKER (12/21/14) |
| | 31 | UNC ASHEVILLE (11/26/14) |
| FIELD GOAL ATTEMPTS | 64 | COKER (12/21/14) |
| | 64 | vs Akron (11/23/14) |
| FIELD GOAL PERCENTAGE | .547 (29-53) | NORTH CAROLINA A&T (12/30/14) |
| | .517 (31-60) | UNC ASHEVILLE (11/26/14) |
| 3 PT FIELD GOALS MADE | 8 | UNC ASHEVILLE (11/26/14) |
| | 8 | vs Cornell (11/20/14) |
| 3 PT FG ATTEMPTS | 22 | CLEMSON (12/19/14) |
| | 22 | vs Cornell (11/20/14) |
| 3 PT FG PERCENTAGE | .556 (5-9) | NORTH CAROLINA A&T (12/30/14) |
| | .471 (8-17) | UNC ASHEVILLE (11/26/14) |
| FREE THROWS MADE | 28 | NORTH CAROLINA A&T (12/30/14) |
| | 23 | FLORIDA (1/7/14) |
| FREE THROW ATTEMPTS | 34 | NORTH CAROLINA A&T (12/30/14) |
| | 27 | FLORIDA (1/7/14) |
| FREE THROW PERCENTAGE | .889 (8-9) | vs Charlotte (11/21/14) |
| | .852 (23-27) | FLORIDA (1/7/14) |
| REBOUNDS | 49 | OKLAHOMA STATE (12/6/14) |
| | 47 | COKER (12/21/14) |
| ASSISTS | 21 | COKER (12/21/14) |
| | 21 | UNC ASHEVILLE (11/26/14) |
| STEALS | 13 | at Marshall (12/1/14) |
| | 12 | UNC ASHEVILLE (11/26/14) |
| BLOCKED SHOTS | 10 | UNC ASHEVILLE (11/26/14) |
| | 9 | COKER (12/21/14) |
| TURNOVERS | 20 | vs Iowa State (01/03/15) |
| | 20 | UNC ASHEVILLE (11/26/14) |
| FOULS | 28 | vs Iowa State (01/03/15) |
| | 24 | at Marshall (12/1/14) |



South Carolina Basketball
South Carolina High/Low Analysis (as of Jan 12, 2015)
All games

Opponent - GAME HIGHS

| | | |
|-----------------------|--------------|-------------------------------|
| POINTS | 75 | UNC ASHEVILLE (11/26/14) |
| | 72 | FLORIDA (1/7/14) |
| | 69 | BAYLOR (11/18/14) |
| | 68 | vs Akron (11/23/14) |
| | 65 | at Ole Miss (01-10-15) |
| | 65 | vs Charlotte (11/21/14) |
| FIELD GOALS MADE | 23 | UNC ASHEVILLE (11/26/14) |
| | 23 | vs Charlotte (11/21/14) |
| FIELD GOAL ATTEMPTS | 65 | OKLAHOMA STATE (12/6/14) |
| | 63 | UNC ASHEVILLE (11/26/14) |
| FIELD GOAL PERCENTAGE | .447 (21-47) | BAYLOR (11/18/14) |
| | .434 (23-53) | vs Charlotte (11/21/14) |
| 3 PT FIELD GOALS MADE | 15 | UNC ASHEVILLE (11/26/14) |
| | 10 | UNF (11/14/14) |
| 3 PT FG ATTEMPTS | 32 | UNF (11/14/14) |
| | 29 | UNC ASHEVILLE (11/26/14) |
| 3 PT FG PERCENTAGE | .517 (15-29) | UNC ASHEVILLE (11/26/14) |
| | .500 (7-14) | at Ole Miss (01-10-15) |
| FREE THROWS MADE | 25 | FLORIDA (1/7/14) |
| | 22 | at Marshall (12/1/14) |
| | 22 | vs Akron (11/23/14) |
| FREE THROW ATTEMPTS | 34 | at Marshall (12/1/14) |
| | 33 | vs Iowa State (01/03/15) |
| FREE THROW PERCENTAGE | .833 (25-30) | FLORIDA (1/7/14) |
| | .818 (18-22) | at Ole Miss (01-10-15) |
| REBOUNDS | 43 | at Marshall (12/1/14) |
| | 41 | OKLAHOMA STATE (12/6/14) |
| ASSISTS | 14 | FLORIDA (1/7/14) |
| | 13 | at Ole Miss (01-10-15) |
| STEALS | 11 | UNC ASHEVILLE (11/26/14) |
| | 10 | vs Iowa State (01/03/15) |
| BLOCKED SHOTS | 6 | vs Akron (11/23/14) |
| | 6 | vs Cornell (11/20/14) |
| TURNOVERS | 22 | UNC ASHEVILLE (11/26/14) |
| | 19 | NORTH CAROLINA A&T (12/30/14) |
| | 19 | COKER (12/21/14) |
| | 19 | at Marshall (12/1/14) |
| FOULS | 26 | NORTH CAROLINA A&T (12/30/14) |
| | 24 | FLORIDA (1/7/14) |



South Carolina Basketball
South Carolina High/Low Analysis (as of Jan 12, 2015)
All games

South Carolina - GAME LOWS

| | | |
|-----------------------|--------------|-------------------------------|
| POINTS | 49 | at Ole Miss (01-10-15) |
| | 63 | vs Charlotte (11/21/14) |
| | 63 | vs Akron (11/23/14) |
| | 64 | vs Iowa State (01/03/15) |
| | 65 | BAYLOR (11/18/14) |
| FIELD GOALS MADE | 18 | at Ole Miss (01-10-15) |
| | 20 | FLORIDA (1/7/14) |
| FIELD GOAL ATTEMPTS | 49 | FLORIDA (1/7/14) |
| | 49 | at Ole Miss (01-10-15) |
| FIELD GOAL PERCENTAGE | .367 (18-49) | at Ole Miss (01-10-15) |
| | .379 (22-58) | vs Cornell (11/20/14) |
| 3 PT FIELD GOALS MADE | 2 | vs Akron (11/23/14) |
| | 2 | vs Iowa State (01/03/15) |
| 3 PT FG ATTEMPTS | 9 | NORTH CAROLINA A&T (12/30/14) |
| | 10 | vs Akron (11/23/14) |
| | 10 | vs Iowa State (01/03/15) |
| 3 PT FG PERCENTAGE | .167 (3-18) | vs Charlotte (11/21/14) |
| | .200 (2-10) | vs Akron (11/23/14) |
| | .200 (2-10) | vs Iowa State (01/03/15) |
| | .200 (4-20) | at Marshall (12/1/14) |
| | .200 (4-20) | at Ole Miss (01-10-15) |
| FREE THROWS MADE | 8 | vs Charlotte (11/21/14) |
| | 9 | at Ole Miss (01-10-15) |
| FREE THROW ATTEMPTS | 9 | vs Charlotte (11/21/14) |
| | 16 | at Ole Miss (01-10-15) |
| FREE THROW PERCENTAGE | .542 (13-24) | at Marshall (12/1/14) |
| | .550 (11-20) | vs Akron (11/23/14) |
| REBOUNDS | 23 | FLORIDA (1/7/14) |
| | 32 | at Ole Miss (01-10-15) |
| ASSISTS | 8 | vs Iowa State (01/03/15) |
| | 11 | BAYLOR (11/18/14) |
| | 11 | vs Akron (11/23/14) |
| | 11 | FLORIDA (1/7/14) |
| STEALS | 4 | BAYLOR (11/18/14) |
| | 4 | FLORIDA (1/7/14) |
| BLOCKED SHOTS | 2 | vs Akron (11/23/14) |
| | 2 | at Ole Miss (01-10-15) |
| TURNOVERS | 9 | UNF (11/14/14) |
| | 10 | BAYLOR (11/18/14) |
| FOULS | 14 | CLEMSON (12/19/14) |
| | 15 | UNF (11/14/14) |
| | 15 | vs Cornell (11/20/14) |
| | 15 | UNC ASHEVILLE (11/26/14) |



South Carolina Basketball
 South Carolina High/Low Analysis (as of Jan 12, 2015)
 All games

Opponent - GAME LOWS

| | | |
|-----------------------|--------------|-------------------------------|
| POINTS | 45 | vs Cornell (11/20/14) |
| | 45 | CLEMSON (12/19/14) |
| | 49 | OKLAHOMA STATE (12/6/14) |
| | 52 | COKER (12/21/14) |
| | 54 | NORTH CAROLINA A&T (12/30/14) |
| FIELD GOALS MADE | 14 | vs Cornell (11/20/14) |
| | 16 | at Marshall (12/1/14) |
| | 16 | OKLAHOMA STATE (12/6/14) |
| FIELD GOAL ATTEMPTS | 47 | BAYLOR (11/18/14) |
| | 49 | FLORIDA (1/7/14) |
| | 49 | at Ole Miss (01-10-15) |
| FIELD GOAL PERCENTAGE | .246 (16-65) | OKLAHOMA STATE (12/6/14) |
| | .269 (14-52) | vs Cornell (11/20/14) |
| 3 PT FIELD GOALS MADE | 1 | vs Iowa State (01/03/15) |
| | 4 | vs Akron (11/23/14) |
| | 4 | CLEMSON (12/19/14) |
| 3 PT FG ATTEMPTS | 14 | at Ole Miss (01-10-15) |
| | 17 | vs Charlotte (11/21/14) |
| 3 PT FG PERCENTAGE | .056 (1-18) | vs Iowa State (01/03/15) |
| | .192 (5-26) | at Marshall (12/1/14) |
| FREE THROWS MADE | 7 | CLEMSON (12/19/14) |
| | 9 | COKER (12/21/14) |
| FREE THROW ATTEMPTS | 12 | CLEMSON (12/19/14) |
| | 14 | COKER (12/21/14) |
| FREE THROW PERCENTAGE | .576 (19-33) | vs Iowa State (01/03/15) |
| | .583 (7-12) | CLEMSON (12/19/14) |
| REBOUNDS | 20 | NORTH CAROLINA A&T (12/30/14) |
| | 28 | UNF (11/14/14) |
| ASSISTS | 6 | vs Cornell (11/20/14) |
| | 6 | vs Charlotte (11/21/14) |
| | 6 | vs Akron (11/23/14) |
| STEALS | 2 | UNF (11/14/14) |
| | 4 | OKLAHOMA STATE (12/6/14) |
| | 4 | NORTH CAROLINA A&T (12/30/14) |
| BLOCKED SHOTS | 1 | BAYLOR (11/18/14) |
| | 1 | COKER (12/21/14) |
| TURNOVERS | 10 | at Ole Miss (01-10-15) |
| | 11 | BAYLOR (11/18/14) |
| FOULS | 13 | vs Charlotte (11/21/14) |
| | 14 | at Ole Miss (01-10-15) |



South Carolina Basketball
 South Carolina Player High/Low Analysis (as of Jan 12, 2015)
 All games

South Carolina - I N D I V I D U A L G A M E H I G H S

| | | | |
|--------------------------|-------|-------|-------------------------------------------------------|
| Points | 27 | | NOTICE, Duane at Marshall (12/1/14) |
| | 21 | | JOHNSON, Tyrone vs Baylor (11/18/14) |
| | 20 | | JOHNSON, Tyrone vs Florida (1/7/14) |
| | 20 | | NOTICE, Duane vs Oklahoma State (12/6/14) |
| | 20 | | THORNWELL, Sindarius vs Charlotte (11/21/14) |
| Field Goals Made | 10 | | NOTICE, Duane at Marshall (12/1/14) |
| | 9 | | JOHNSON, Tyrone vs Baylor (11/18/14) |
| Field Goal Att. | 24 | | THORNWELL, Sindarius vs Charlotte (11/21/14) |
| | 18 | | NOTICE, Duane at Marshall (12/1/14) |
| FG Pct (min 5 made) | 1.000 | (5-5) | KACINAS, Mindaugas vs North Carolina A&T (12/30/14) |
| | 1.000 | (5-5) | KACINAS, Mindaugas vs Charlotte (11/21/14) |
| 3-Point FG Made | 5 | | NOTICE, Duane vs Clemson (12/19/14) |
| | 3 | | NOTICE, Duane vs Oklahoma State (12/6/14) |
| | 3 | | THORNWELL, Sindarius vs Cornell (11/20/14) |
| | 3 | | JOHNSON, Tyrone vs Baylor (11/18/14) |
| 3-Point FG Att. | 10 | | THORNWELL, Sindarius vs Charlotte (11/21/14) |
| | 9 | | NOTICE, Duane vs Clemson (12/19/14) |
| | 9 | | JOHNSON, Tyrone vs Baylor (11/18/14) |
| 3-Pt FG Pct (min 2 made) | 1.000 | (2-2) | CHATKEVICIUS, L. vs UNC Asheville (11/26/14) |
| | 1.000 | (2-2) | MCKIE, Justin vs Cornell (11/20/14) |
| Free Throws Made | 9 | | JOHNSON, Tyrone vs Florida (1/7/14) |
| | 7 | | THORNWELL, Sindarius vs Oklahoma State (12/6/14) |
| Free Throw Att. | 9 | | JOHNSON, Tyrone vs Florida (1/7/14) |
| | 9 | | NOTICE, Duane vs Iowa State (01/03/15) |
| | 9 | | THORNWELL, Sindarius vs Oklahoma State (12/6/14) |
| FT Pct (min 3 made) | 1.000 | (9-9) | JOHNSON, Tyrone vs Florida (1/7/14) |
| | 1.000 | (6-6) | KACINAS, Mindaugas vs North Carolina A&T (12/30/14) |
| | 1.000 | (5-5) | NOTICE, Duane vs North Carolina A&T (12/30/14) |
| | 1.000 | (5-5) | NOTICE, Duane at Marshall (12/1/14) |
| | 1.000 | (4-4) | MCKIE, Justin vs Florida (1/7/14) |
| | 1.000 | (4-4) | JOHNSON, Tyrone vs North Carolina A&T (12/30/14) |
| | 1.000 | (4-4) | THORNWELL, Sindarius vs North Carolina A&T (12/30/14) |
| | 1.000 | (4-4) | THORNWELL, Sindarius vs Akron (11/23/14) |
| | 1.000 | (4-4) | KACINAS, Mindaugas vs Cornell (11/20/14) |
| | 1.000 | (4-4) | CARRERA, Michael vs Baylor (11/18/14) |
| | 1.000 | (3-3) | NOTICE, Duane vs Oklahoma State (12/6/14) |
| | 1.000 | (3-3) | JOHNSON, Tyrone vs Oklahoma State (12/6/14) |
| | 1.000 | (3-3) | STROMAN, Marcus vs UNC Asheville (11/26/14) |
| Rebounds | 13 | | CHATKEVICIUS, L. vs UNC Asheville (11/26/14) |
| | 12 | | KACINAS, Mindaugas vs Oklahoma State (12/6/14) |
| Assists | 9 | | JOHNSON, Tyrone vs Clemson (12/19/14) |
| | 8 | | STROMAN, Marcus vs Coker (12/21/14) |
| Steals | 6 | | THORNWELL, Sindarius vs UNC Asheville (11/26/14) |
| | 4 | | KACINAS, Mindaugas at Marshall (12/1/14) |
| | 4 | | JOHNSON, Tyrone vs Akron (11/23/14) |
| Blocked Shots | 3 | | HENRY, Demetrius vs Coker (12/21/14) |
| | 3 | | CHATKEVICIUS, L. vs Clemson (12/19/14) |
| | 3 | | CHATKEVICIUS, L. vs Oklahoma State (12/6/14) |
| | 3 | | HENRY, Demetrius vs UNC Asheville (11/26/14) |
| | 3 | | CHATKEVICIUS, L. vs UNC Asheville (11/26/14) |
| | 3 | | CHATKEVICIUS, L. vs Charlotte (11/21/14) |
| Turnovers | 7 | | THORNWELL, Sindarius vs Charlotte (11/21/14) |
| | 5 | | JOHNSON, Tyrone at Ole Miss (01-10-15) |

| | | |
|---------|----|---------------------------------------------|
| | 5 | STROMAN, Marcus at Marshall (12/1/14) |
| | 5 | STROMAN, Marcus vs UNC Asheville (11/26/14) |
| Fouls | 5 | THORNWELL, Sindarius vs Florida (1/7/14) |
| | 5 | HENRY, Demetrius vs Iowa State (01/03/15) |
| | 5 | KACINAS, Mindaugas vs Iowa State (01/03/15) |
| | 5 | CHATKEVICIUS, L. vs Iowa State (01/03/15) |
| | 5 | HENRY, Demetrius at Marshall (12/1/14) |
| | 5 | CARRERA, Michael vs Baylor (11/18/14) |
| | 5 | THORNWELL, Sindarius vs Baylor (11/18/14) |
| | 5 | HENRY, Demetrius vs UNF (11/14/14) |
| Minutes | 37 | NOTICE, Duane vs Iowa State (01/03/15) |
| | 37 | JOHNSON, Tyrone vs Baylor (11/18/14) |



South Carolina Basketball
South Carolina Opponent High/Low Analysis (as of Jan 12, 2015)
All games

OPPONENT INDIVIDUAL GAME HIGHS

| | | | |
|--------------------------|-------|-------|--------------------------------------------------|
| Points | 30 | | ROWSEY, Andrew vs UNC Asheville (11/26/14) |
| | 21 | | MOORE, Dallas vs UNF (11/14/14) |
| | 20 | | Summers, Jarvis at Ole Miss (01-10-15) |
| | 20 | | Finney-Smith, Dorian vs Florida (1/7/14) |
| | 20 | | Chery, Kenny vs Baylor (11/18/14) |
| Field Goals Made | 10 | | ROWSEY, Andrew vs UNC Asheville (11/26/14) |
| | 7 | | Finney-Smith, Dorian vs Florida (1/7/14) |
| | 7 | | MOORE, Dallas vs UNF (11/14/14) |
| Field Goal Att. | 18 | | ROWSEY, Andrew vs UNC Asheville (11/26/14) |
| | 16 | | Chery, Kenny vs Baylor (11/18/14) |
| FG Pct (min 5 made) | .667 | (6-9) | Motley, Johnathan vs Baylor (11/18/14) |
| | .625 | (5-8) | Moody, Stefan at Ole Miss (01-10-15) |
| 3-Point FG Made | 6 | | ROWSEY, Andrew vs UNC Asheville (11/26/14) |
| | 5 | | ROBERTSON, David vs UNC Asheville (11/26/14) |
| 3-Point FG Att. | 12 | | ROWSEY, Andrew vs UNC Asheville (11/26/14) |
| | 10 | | Forte, Phil vs Oklahoma State (12/6/14) |
| | 10 | | LOOP, Austin at Marshall (12/1/14) |
| 3-Pt FG Pct (min 2 made) | 1.000 | (3-3) | Fallas, JoJo vs Cornell (11/20/14) |
| | 1.000 | (2-2) | KEYES, Denzel vs North Carolina A&T (12/30/14) |
| | 1.000 | (2-2) | Newberry, Jeff vs Oklahoma State (12/6/14) |
| | 1.000 | (2-2) | UBARU, Kem vs UNC Asheville (11/26/14) |
| Free Throws Made | 8 | | Summers, Jarvis at Ole Miss (01-10-15) |
| | 7 | | Hogue, Dustin vs Iowa State (01/03/15) |
| | 7 | | McKay, Jameel vs Iowa State (01/03/15) |
| Free Throw Att. | 13 | | Hogue, Dustin vs Iowa State (01/03/15) |
| | 10 | | McKay, Jameel vs Iowa State (01/03/15) |
| FT Pct (min 3 made) | 1.000 | (6-6) | IBITAYO, Deji vs Akron (11/23/14) |
| | 1.000 | (6-6) | CHEATHAM, Jr., Kwan vs Akron (11/23/14) |
| | 1.000 | (5-5) | Miller, Shonn vs Cornell (11/20/14) |
| | 1.000 | (5-5) | Motley, Johnathan vs Baylor (11/18/14) |
| | 1.000 | (4-4) | Saiz, Sebastian at Ole Miss (01-10-15) |
| | 1.000 | (4-4) | ROPER, Jordan vs Clemson (12/19/14) |
| | 1.000 | (4-4) | LOOP, Austin at Marshall (12/1/14) |
| | 1.000 | (4-4) | MOORE, Dallas vs UNF (11/14/14) |
| | 1.000 | (3-3) | Jalen Watson vs Coker (12/21/14) |
| | 1.000 | (3-3) | BLOSSOMGAME, Jaron vs Clemson (12/19/14) |
| Rebounds | 15 | | Trey James vs Coker (12/21/14) |
| | 11 | | JOHNSON, Jay at Marshall (12/1/14) |
| Assists | 7 | | O'Neale, Royce vs Baylor (11/18/14) |
| | 3 | | Moody, Stefan at Ole Miss (01-10-15) |
| | 3 | | Summers, Jarvis at Ole Miss (01-10-15) |
| | 3 | | Newby, Martavious at Ole Miss (01-10-15) |
| | 3 | | Carter, Eli vs Florida (1/7/14) |
| | 3 | | Kurtz, Jacob vs Florida (1/7/14) |
| | 3 | | Niang, Georges vs Iowa State (01/03/15) |
| | 3 | | ABDULLAH, Ahmad vs North Carolina A&T (12/30/14) |
| | 3 | | HAMILTON, Amari vs North Carolina A&T (12/30/14) |
| | 3 | | HALL, Rod vs Clemson (12/19/14) |
| | 3 | | Hickey, Anthony vs Oklahoma State (12/6/14) |
| | 3 | | NIKOLIC, Aleksa at Marshall (12/1/14) |
| | 3 | | VANNATTA, Kevin vs UNC Asheville (11/26/14) |
| | 3 | | ROBERTSON, David vs UNC Asheville (11/26/14) |
| | 3 | | MACKEY, Trent vs UNF (11/14/14) |

| | | | |
|-----------|---------------|---------------------------------------------------|-----------------------------------------|
| Steals | 4 | ROWSEY, Andrew vs UNC Asheville (11/26/14) | |
| | 3 | Moody, Stefan at Ole Miss (01-10-15) | |
| | 3 | McKay, Jameel vs Iowa State (01/03/15) | |
| | 3 | ROPER, Jordan vs Clemson (12/19/14) | |
| | 3 | Hickey, Anthony vs Oklahoma State (12/6/14) | |
| | 3 | TAYLOR, Ryan at Marshall (12/1/14) | |
| | 3 | HENRY, Pierria vs Charlotte (11/21/14) | |
| | 3 | Chery, Kenny vs Baylor (11/18/14) | |
| | Blocked Shots | 3 | Walker, Chris vs Florida (1/7/14) |
| | | 3 | CHEATHAM, Jr., Kwan vs Akron (11/23/14) |
| 3 | | THORNE JR., Mike vs Charlotte (11/21/14) | |
| Turnovers | 8 | HENRY, Pierria vs Charlotte (11/21/14) | |
| | 7 | Cherry, Devin vs Cornell (11/20/14) | |
| Fouls | 5 | Hill, Kasey vs Florida (1/7/14) | |
| | 5 | Chiozza, Chris vs Florida (1/7/14) | |
| | 5 | BURROUGH, Steven vs North Carolina A&T (12/30/14) | |
| | 5 | DOBY, Khary vs North Carolina A&T (12/30/14) | |
| | 5 | DJITTE, Sidy vs Clemson (12/19/14) | |
| | 5 | TAYLOR, Ryan at Marshall (12/1/14) | |
| | 5 | Miller, Shonn vs Cornell (11/20/14) | |
| | 5 | BEECH, Beau vs UNF (11/14/14) | |
| | 5 | DAVENPORT, Chris vs UNF (11/14/14) | |
| | 5 | DANIELS, Demarcus vs UNF (11/14/14) | |