

2007 Gamecock

VOLLEYBALL



SEASON IN REVIEW



STATISTICS & RESULTS

OVERALL INDIVIDUAL STATISTICS

NAME	MP	GP	KILL	K/G	ERR	ATT	PCT	AST	A/G	SA	SE	SA/G	RE	DIG	D/G	BS	BA	TB	B/G	BE	BHE
Shonda Cole	32	122	703	5.76	259	1541	.288	43	0.35	47	74	0.39	13	264	2.16	15	76	91	0.75	14	9
Marija Milosevic	30	113	285	2.52	150	814	.166	25	0.22	18	35	0.16	23	128	1.13	3	22	25	0.22	7	2
Lynae Vanden Hull	27	91	175	1.92	77	510	.192	18	0.20	14	20	0.15	8	54	0.59	5	33	38	0.42	2	2
Meredith Moorhead	28	85	155	1.82	89	469	.141	17	0.20	12	26	0.14	20	80	0.94	0	31	31	0.36	4	2
Belita Salters	32	114	202	1.77	97	456	.230	15	0.13	11	16	0.10	1	36	0.32	14	90	104	0.91	16	7
Iris Santos	23	86	114	1.33	36	279	.280	978	11.37	21	21	0.24	1	176	2.05	6	61	67	0.78	14	32
Ivana Kujundzic	30	99	88	0.89	43	240	.188	9	0.09	21	28	0.21	0	59	0.60	5	80	85	0.86	3	3
Crystal Johnson	28	87	67	0.77	32	178	.197	4	0.05	7	9	0.08	2	20	0.23	7	67	74	0.85	14	1
Christine Hauer	2	2	1	0.50	0	1	1.000	0	0.00	0	0	0.00	0	0	0.00	0	0	0	0.00	0	0
Alexcis Thomson	32	123	33	0.27	15	110	.164	337	2.74	29	31	0.24	35	385	3.13	1	16	17	0.14	0	21
Petra Lorenzi	20	51	2	0.04	4	10	-.200	200	3.92	5	4	0.10	0	66	1.29	0	4	4	0.08	3	19
Sarah Cline	32	115	1	0.01	8	20	-.350	25	0.22	11	15	0.10	29	214	1.86	0	0	0	0.00	1	1
Dinelia Concepcion	32	122	0	0.00	2	5	-.400	27	0.22	13	8	0.11	34	288	2.36	0	0	0	0.00	0	1
TEAM													22								
SOUTH CAROLINA	32	123	1826	14.85	812	4633	.219	1698	13.80	214	290	1.74	188	1770	14.39	56	480	296	2.41	78	100
OPPONENTS	32	123	1747	14.20	770	4587	.213	1583	12.87	189	274	1.54	214	1695	13.78	41	463	273	2.22	63	90

TEAM STATISTICS

ATTACKING	USC	OPP
Kills.....	1826	1747
Errors.....	812	770
Total Attacks.....	4633	4587
Attack Pct.....	.219	.213
Kills/Game.....	14.8	14.2
SETTING		
Assists.....	1698	1583
Assists/Game.....	13.8	12.9
SERVING		
Aces.....	214	189
Errors.....	290	274
Aces/Game.....	1.7	1.5
SERVE RECEPTIONS		
Errors.....	188	214
Errors/Game.....	1.5	1.7
DEFENSE		
Digs.....	1770	1695
Digs/Game.....	14.4	13.8
BLOCKING		
Block Solos.....	56	41
Block Assists.....	480	463
Total Blocks.....	296.0	272.5
Blocks Per Game.....	2.4	2.2
Block Errors.....	78	63
BALL HANDLING ERRORS	100	90
ATTENDANCE		
Total.....	6090	8983
Dates/Avg Per Date.....	14/435	12/749
Neutral site #/Avg.....	6/93	—
Current win streak.....	0	—
Home win streak.....	3	—

TEAM RESULTS

	OVERALL	HOME	AWAY	NEUTRAL
ALL MATCHES	15-17	6-8	3-9	6-0
CONFERENCE	8-12	6-4	2-8	0-0
NON-CONFERENCE	7-5	0-4	1-1	6-0

DATE	OPPONENT	W/L	SCORE	GAME SCORES	ATTENDANCE
Aug. 25	vs Boise State #	W	3-0	30-21, 30-24, 30-28	50
Aug. 25	at TCU #	L	2-3	30-23, 30-26, 28-30, 26-30, 11-15	697
Aug. 26	vs Loyola (Md.) #	W	3-0	30-15, 30-10, 30-18	25
Aug. 26	vs Texas A&M-Corpus Christi #	W	3-0	30-24, 30-19, 30-17	25
Aug. 31	at Clemson &	W	3-2	30-25, 22-30, 24-30, 30-25, 15-13	1823
Sept. 1	vs Charlotte &	W	3-0	30-27, 30-19, 30-24	157
Sept. 1	vs Tennessee State &	W	3-1	30-21, 25-30, 30-27, 30-23	176
Sept. 2	vs Western Carolina &	W	3-0	30-20, 30-15, 30-18	123
Sept. 8	ST. JOHN'S &	L	2-3	30-27, 30-24, 29-31, 31-33, 10-15	50
Sept. 8	#10 SOUTHERN CALIFORNIA &	L	0-3	22-30, 21-30, 23-30	881
Sept. 9	FLORIDA STATE &	L	2-3	28-30, 30-21, 17-30, 30-28, 13-15	356
Sept. 15	AUBURN *	W	3-2	31-33, 30-25, 28-30, 30-23, 15-13	476
Sept. 17	#6 FLORIDA *	W	3-1	30-22, 36-34, 26-30, 30-24	617
Sept. 22	at #13 LSU *	L	0-3	25-30, 31-33, 28-30	831
Sept. 24	at Arkansas *	L	1-3	23-30, 23-30, 30-28, 24-30	697
Sept. 27	at Georgia *	W	3-0	30-22, 30-28, 30-16	478
Oct. 1	ALABAMA *	L	2-3	30-28, 32-30, 24-30, 24-30, 8-15	493
Oct. 6	at #18 Tennessee *	L	1-3	27-30, 30-23, 21-30, 19-30	423
Oct. 8	at Kentucky *	L	0-3	27-30, 27-30, 27-30	625
Oct. 13	MISSISSIPPI *	W	3-1	30-22, 20-30, 30-27, 30-19	613
Oct. 15	MISSISSIPPI STATE *	L	2-3	30-27, 20-30, 30-26, 22-30, 10-15	367
Oct. 20	at #7 Florida *	L	0-3	27-30, 27-30, 28-30	2005
Oct. 22	at Auburn *	W	3-2	28-30, 30-25, 28-30, 30-22, 15-10	233
Oct. 27	ARKANSAS *	L	0-3	23, 30, 24-30, 24-30	303
Oct. 29	#10 LSU *	L	1-3	31-29, 23-30, 21-30, 19-30	439
Nov. 3	at Mississippi State *	L	0-3	24-30, 21-30, 20-30	210
Nov. 5	at Mississippi *	L	0-3	26-30, 21-30, 25-30	197
Nov. 10	KENTUCKY *	W	3-2	30-27, 20-30, 30-25, 29-31, 15-12	343
Nov. 12	TENNESSEE *	W	3-1	21-30, 30-24, 30-24, 33-31	422
Nov. 15	GEORGIA *	W	3-0	30-28, 30-20, 30-18	453
Nov. 17	at Alabama *	L	1-3	30-27, 25-30, 21-30, 24-30	764
Nov. 22	COLLEGE OF CHARLESTON	L	1-3	23-30, 30-22, 20-30, 27-30	277

Home matches denoted with opponents in CAPS
 * Southeastern Conference match
 # TCU Molten/La Quinta Invitational (Fort Worth, Texas)
 % Big Orange Bash (Clemson, S.C.)
 & Gamecock Invitational (Columbia, S.C.)



2006 SEASON IN REVIEW

INDIVIDUAL & TEAM STATISTICS



INDIVIDUAL STATISTICS – SEC ONLY

NAME	MP	GP	KILL	K/G	ERR	ATT	PCT	AST	A/G	SA	SE	SA/G	RE	DIG	D/G	BS	BA	TB	B/G	BE	BHE
Shonda Cole	20	77	435	5.65	177	1014	.254	17	0.22	29	52	0.38	13	190	2.47	8	45	53	0.69	6	4
Marija Milosevic	18	68	180	2.65	96	538	.156	12	0.18	6	18	0.09	15	80	1.18	2	8	10	0.15	3	2
Lynae Vanden Hull	16	53	103	1.94	50	306	.173	11	0.21	6	10	0.11	4	29	0.55	4	26	30	0.57	1	2
Meredith Moorhead	17	57	107	1.88	57	318	.157	8	0.14	5	12	0.09	10	52	0.91	0	25	25	0.44	3	2
Belita Salters	20	71	130	1.83	74	314	.178	4	0.06	5	10	0.07	0	16	0.23	7	54	61	0.86	10	5
Iris Santos	12	45	58	1.29	22	155	.232	520	11.56	9	11	0.20	1	94	2.09	2	31	33	0.73	11	19
Ivana Kujundzic	20	71	82	1.15	40	222	.189	8	0.11	11	19	0.15	0	42	0.59	4	72	76	1.07	3	3
Crystal Johnson	16	42	21	0.50	14	71	.099	2	0.05	2	3	0.05	1	11	0.26	2	22	24	0.57	5	1
Alexcis Thomson	20	77	27	0.35	12	88	.170	277	3.60	22	18	0.29	18	249	3.23	1	13	14	0.18	0	19
Petra Lorenzi	14	39	0	0.00	3	5	-.600	165	4.23	3	4	0.08	0	54	1.38	0	2	2	0.05	3	14
Christine Hauer	1	1	0	0.00	0	0	.000	0	0.00	0	0	0.00	0	0	0.00	0	0	0	0.00	0	0
Sarah Cline	20	74	0	0.00	6	14	-.429	20	0.27	9	12	0.12	14	160	2.16	0	0	0	0.00	0	1
Dinelia Concepcion	20	77	0	0.00	0	2	.000	19	0.25	4	3	0.05	22	202	2.62	0	0	0	0.00	0	1
TEAM													13								
SOUTH CAROLINA	20	77	1143	14.84	551	3047	.194	1063	13.81	111	172	1.44	111	1179	15.31	30	298	179	2.32	45	73
OPPONENTS	20	77	1147	14.90	479	2988	.224	1033	13.42	112	183	1.45	111	1145	14.87	29	335	197	2.55	35	55

INDIVIDUAL STATISTICS – NON-CONFERENCE ONLY

NAME	MP	GP	KILL	K/G	ERR	ATT	PCT	AST	A/G	SA	SE	SA/G	RE	DIG	D/G	BS	BA	TB	B/G	BE	BHE
Shonda Cole	12	45	268	5.96	82	527	.353	26	0.58	18	22	0.40	0	74	1.64	7	31	38	0.84	8	5
Marija Milosevic	12	45	105	2.33	54	276	.185	13	0.29	12	17	0.27	8	48	1.07	1	14	15	0.33	4	0
Lynae Vanden Hull	11	38	72	1.89	27	204	.221	7	0.18	8	10	0.21	4	25	0.66	1	7	8	0.21	1	0
Meredith Moorhead	11	28	48	1.71	32	151	.106	9	0.32	7	14	0.25	10	28	1.00	0	6	6	0.21	1	0
Belita Salters	12	43	72	1.67	23	142	.345	11	0.26	6	6	0.14	1	20	0.47	7	36	43	1.00	6	2
Iris Santos	11	41	56	1.37	14	124	.339	458	11.17	12	10	0.29	0	82	2.00	4	30	34	0.83	3	13
Crystal Johnson	12	45	46	1.02	18	107	.262	2	0.04	5	6	0.11	1	9	0.20	5	45	50	1.11	9	0
Christine Hauer	1	1	1	1.00	0	1	1.000	0	0.00	0	0	0.00	0	0	0.00	0	0	0	0.00	0	0
Ivana Kujundzic	10	28	6	0.21	3	18	.167	1	0.04	10	9	0.36	0	17	0.61	1	8	9	0.32	0	0
Petra Lorenzi	6	12	2	0.17	1	5	.200	35	2.92	2	0	0.17	0	12	1.00	0	2	2	0.17	0	5
Alexcis Thomson	12	46	6	0.13	3	22	.136	60	1.30	7	13	0.15	17	136	2.96	0	3	3	0.07	0	2
Sarah Cline	12	41	1	0.02	2	6	-.167	5	0.12	2	3	0.05	15	54	1.32	0	0	0	0.00	1	0
Dinelia Concepcion	12	45	0	0.00	2	3	-.667	8	0.18	9	5	0.20	12	86	1.91	0	0	0	0.00	0	0
TEAM													9								
SOUTH CAROLINA	12	46	683	14.85	261	1586	.266	635	13.80	103	118	2.24	77	591	12.85	26	182	117	2.54	33	27
OPPONENTS	12	46	600	13.04	291	1599	.193	550	11.96	77	91	1.67	103	550	11.96	12	128	76	1.65	28	35

TEAM STATISTICS – SEC ONLY

	USC	OPP
ATTACKING		
Kills.....	1143	1147
Errors.....	551	479
Total Attacks.....	3047	2988
Hitting Percentage.....	.194	.224
Kills/Game.....	14.8	14.9
SETTING		
Assists.....	1063	1033
Assists/Game.....	13.8	13.4
SERVING		
Aces.....	111	112
Errors.....	172	183
Aces/Game.....	1.4	1.5
SERVE RECEPTIONS		
Errors.....	111	111
Errors/Game.....	1.4	1.4
DEFENSE		
Digs.....	1179	1145
Digs/Game.....	15.3	14.9
BLOCKING		
Block Solos.....	30	29
Block Assists.....	298	335
Total Blocks.....	179.0	196.5
Blocks Per Game.....	2.3	2.6
Block Errors.....	45	35

TEAM STATISTICS – NON-CONFERENCE ONLY

	USC	OPP
ATTACKING		
Kills.....	683	600
Errors.....	261	291
Total Attacks.....	1586	1599
Hitting Percentage.....	.266	.193
Kills/Game.....	14.8	13.0
SETTING		
Assists.....	635	550
Assists/Game.....	13.8	12.0
SERVING		
Aces.....	103	77
Errors.....	118	91
Aces/Game.....	2.2	1.7
SERVE RECEPTIONS		
Errors.....	77	103
Errors/Game.....	1.7	2.2
DEFENSE		
Digs.....	591	550
Digs/Game.....	12.8	12.0
BLOCKING		
Block Solos.....	26	12
Block Assists.....	182	128
Total Blocks.....	117.0	76.0
Blocks Per Game.....	2.5	1.7
Block Errors.....	33	28



INDIVIDUAL & TEAM STATISTICS

INDIVIDUAL STATISTICS – HOME ONLY

NAME	MP	GP	KILL	K/G	ERR	ATT	PCT	AST	A/G	SA	SE	SA/G	RE	DIG	D/G	BS	BA	TB	B/G	BE	BHE
Shonda Cole	14	59	357	6.05	117	753	.319	16	0.27	25	39	0.42	9	127	2.15	10	27	37	0.63	6	5
Marija Milosevic	13	53	129	2.43	65	375	.171	10	0.19	7	15	0.13	11	58	1.09	2	7	9	0.17	2	1
Meredith Moorhead	14	50	100	2.00	44	271	.207	10	0.20	6	16	0.12	12	43	0.86	0	17	17	0.34	2	1
Lynae Vanden Hull	10	36	63	1.75	36	206	.131	10	0.28	5	11	0.14	6	18	0.50	3	16	19	0.53	1	0
Belita Salters	14	51	78	1.53	45	186	.177	6	0.12	6	8	0.12	1	13	0.25	4	37	41	0.80	6	3
Iris Santos	8	36	49	1.36	23	129	.202	407	11.31	10	6	0.28	0	62	1.72	4	26	30	0.83	8	13
Ivana Kujundzic	14	48	42	0.88	23	122	.156	6	0.12	11	13	0.23	0	33	0.69	3	30	33	0.69	3	2
Crystal Johnson	12	44	33	0.75	16	85	.200	1	0.02	1	2	0.02	1	12	0.27	4	37	41	0.93	12	1
Alexcis Thomson	14	59	23	0.39	11	73	.164	231	3.92	14	13	0.24	20	173	2.93	0	13	13	0.22	0	15
Petra Lorenzi	10	28	1	0.04	2	4	-.250	86	3.07	2	1	0.07	0	39	1.39	0	0	0	0.00	1	8
Sarah Cline	14	58	1	0.02	4	8	-.375	13	0.22	6	7	0.10	19	109	1.88	0	0	0	0.00	0	1
Dinelia Concepcion	14	59	0	0.00	0	1	.000	15	0.25	8	3	0.14	16	137	2.32	0	0	0	0.00	0	0
Christine Hauer	1	1	0	0.00	0	0	.000	0	0.00	0	0	0.00	0	0	0.00	0	0	0	0.00	0	0
TEAM													3								
SOUTH CAROLINA	14	59	876	14.85	386	2213	.221	811	13.75	104	134	1.76	98	824	13.97	30	210	135	2.29	41	50
OPPONENTS	14	59	864	14.64	348	2177	.237	787	13.34	98	124	1.66	104	798	13.53	20	215	127.5	2.16	37	37

INDIVIDUAL STATISTICS – ROAD ONLY

NAME	MP	GP	KILL	K/G	ERR	ATT	PCT	AST	A/G	SA	SE	SA/G	RE	DIG	D/G	BS	BA	TB	B/G	BE	BHE
Shonda Cole	18	63	346	5.49	142	788	.259	27	0.43	22	35	0.35	4	137	2.17	5	49	54	0.86	8	4
Marija Milosevic	17	60	156	2.60	85	439	.162	15	0.25	11	20	0.18	12	70	1.17	1	15	16	0.27	5	1
Lynae Vanden Hull	17	55	112	2.04	41	304	.234	8	0.15	9	9	0.16	2	36	0.65	2	17	19	0.35	1	2
Belita Salters	18	63	124	1.97	52	270	.267	9	0.14	5	8	0.08	0	23	0.37	10	53	63	1.00	10	4
Meredith Moorhead	14	35	55	1.57	45	198	.051	7	0.20	6	10	0.17	8	37	1.06	0	14	14	0.40	2	1
Iris Santos	15	50	65	1.30	13	150	.347	571	11.42	11	15	0.22	1	114	2.28	2	35	37	0.74	6	19
Christine Hauer	1	1	1	1.00	0	1	1.000	0	0.00	0	0	0.00	0	0	0.00	0	0	0	0.00	0	0
Ivana Kujundzic	16	51	46	0.90	20	118	.220	3	0.06	10	15	0.20	0	26	0.51	2	50	52	1.02	0	1
Crystal Johnson	16	43	34	0.79	16	93	.194	3	0.07	6	7	0.14	1	8	0.19	3	30	33	0.77	2	0
Alexcis Thomson	18	64	10	0.16	4	37	.162	106	1.66	15	18	0.23	15	212	3.31	1	3	4	0.06	0	6
Petra Lorenzi	10	23	1	0.04	2	6	-.167	114	4.96	3	3	0.13	0	27	1.17	0	4	4	0.17	2	11
Sarah Cline	18	57	0	0.00	4	12	-.333	12	0.21	5	8	0.09	10	105	1.84	0	0	0	0.00	1	0
Dinelia Concepcion	18	63	0	0.00	2	4	-.500	12	0.19	5	5	0.08	18	151	2.40	0	0	0	0.00	0	1
TEAM													19								
SOUTH CAROLINA	18	64	950	14.84	426	2420	.217	887	13.86	110	156	1.72	90	946	14.78	26	270	161	2.52	37	50
OPPONENTS	18	64	883	13.80	422	2410	.191	796	12.44	91	150	1.42	110	897	14.02	21	248	145	2.27	26	53

TEAM STATISTICS – HOME ONLY

	USC	OPP
ATTACKING		
Kills.....	876	864
Errors.....	386	348
Total Attacks.....	2213	2177
Hitting Percentage.....	.221	.237
Kills/Game.....	14.8	14.6
SETTING		
Assists.....	811	787
Assists/Game.....	13.7	13.3
SERVING		
Aces.....	104	98
Errors.....	134	124
Aces/Game.....	1.8	1.7
SERVE RECEPTIONS		
Errors.....	98	104
Errors/Game.....	1.7	1.8
DEFENSE		
Digs.....	824	798
Digs/Game.....	14.0	13.5
BLOCKING		
Block Solos.....	30	20
Block Assists.....	210	215
Total Blocks.....	135.0	127.5
Blocks Per Game.....	2.3	2.2
Block Errors.....	41	37

TEAM STATISTICS – ROAD ONLY

	USC	OPP
ATTACKING		
Kills.....	950	883
Errors.....	426	422
Total Attacks.....	2420	2410
Hitting Percentage.....	.217	.191
Kills/Game.....	14.8	13.8
SETTING		
Assists.....	887	796
Assists/Game.....	13.9	12.4
SERVING		
Aces.....	110	91
Errors.....	156	150
Aces/Game.....	1.7	1.4
SERVE RECEPTIONS		
Errors.....	90	110
Errors/Game.....	1.4	1.7
DEFENSE		
Digs.....	946	897
Digs/Game.....	14.8	14.0
BLOCKING		
Block Solos.....	26	21
Block Assists.....	270	248
Total Blocks.....	161.0	145.0
Blocks Per Game.....	2.5	2.3
Block Errors.....	37	26

2006 SEASON IN REVIEW

INDIVIDUAL & TEAM STATISTICS



INDIVIDUAL STATISTICS – WINS ONLY

NAME	MP	GP	KILL	K/G	ERR	ATT	PCT	AST	A/G	SA	SE	SA/G	RE	DIG	D/G	BS	BA	TB	B/G	BE	BHE
Shonda Cole	15	56	339	6.05	105	685	.342	25	0.45	25	33	0.45	3	140	2.50	12	32	44	0.79	6	3
Marija Milosevic	14	53	150	2.83	63	376	.231	13	0.25	11	21	0.21	5	60	1.13	3	12	15	0.28	1	1
Lynae Vanden Hull	12	44	99	2.25	36	254	.248	8	0.18	11	12	0.25	4	37	0.84	1	16	17	0.39	1	0
Meredith Moorhead	12	33	65	1.97	31	169	.201	8	0.24	9	13	0.27	7	33	1.00	0	9	9	0.27	1	1
Belita Salters	15	54	95	1.76	40	207	.266	10	0.19	10	6	0.19	0	23	0.43	6	36	42	0.78	9	5
Iris Santos	12	44	62	1.41	19	141	.305	537	12.20	12	9	0.27	0	93	2.11	2	28	30	0.68	7	16
Ivana Kujundzic	13	42	47	1.12	19	109	.257	1	0.02	8	12	0.19	0	27	0.64	2	39	41	0.98	3	2
Christine Hauer	1	1	1	1.00	0	1	1.000	0	0.00	0	0	0.00	0	0	0.00	0	0	0	0.00	0	0
Crystal Johnson	14	42	40	0.95	15	96	.260	2	0.05	6	7	0.14	2	12	0.29	4	34	38	0.90	4	1
Alexcis Thomson	15	57	22	0.39	10	66	.182	149	2.61	17	17	0.30	18	184	3.23	0	10	10	0.18	0	11
Petra Lorenzi	8	19	1	0.05	2	4	-.250	64	3.37	1	0	0.05	0	20	1.05	0	2	2	0.11	0	9
Sarah Cline	15	52	0	0.00	3	6	-.500	14	0.27	5	7	0.10	11	91	1.75	0	0	0	0.00	0	1
Dinelia Concepcion	15	56	0	0.00	1	3	-.333	12	0.21	8	4	0.14	17	133	2.38	0	0	0	0.00	0	1
TEAM													7								
SOUTH CAROLINA	15	57	921	16.16	344	2117	.273	843	14.79	124	143	2.18	74	853	14.96	30	218	139	2.44	32	51
OPPONENTS	15	57	705	12.37	368	2057	.164	647	11.35	75	126	1.32	124	741	13.00	18	180	108	1.89	29	40

INDIVIDUAL STATISTICS – LOSSES ONLY

NAME	MP	GP	KILL	K/G	ERR	ATT	PCT	AST	A/G	SA	SE	SA/G	RE	DIG	D/G	BS	BA	TB	B/G	BE	BHE
Shonda Cole	17	66	364	5.52	154	856	.245	18	0.27	22	41	0.33	10	124	1.88	3	44	47	0.71	8	6
Marija Milosevic	16	60	135	2.25	87	438	.110	12	0.20	7	14	0.12	18	68	1.13	0	10	10	0.17	6	1
Belita Salters	17	60	107	1.78	57	249	.201	5	0.08	1	10	0.02	1	13	0.22	8	54	62	1.03	7	2
Meredith Moorhead	16	52	90	1.73	58	300	.107	9	0.17	3	13	0.06	13	47	0.90	0	22	22	0.42	3	1
Lynae Vanden Hull	15	47	76	1.62	41	256	.137	10	0.21	3	8	0.06	4	17	0.36	4	17	21	0.45	1	2
Iris Santos	11	42	52	1.24	17	138	.254	441	10.50	9	12	0.21	1	83	1.98	4	33	37	0.88	7	16
Ivana Kujundzic	17	57	41	0.72	24	131	.130	8	0.14	13	16	0.23	0	32	0.56	3	41	44	0.77	0	1
Crystal Johnson	14	45	27	0.60	17	82	.122	2	0.04	1	2	0.02	0	8	0.18	3	33	36	0.80	10	0
Alexcis Thomson	17	66	11	0.17	5	44	.136	188	2.85	12	14	0.18	17	201	3.05	1	6	7	0.11	0	10
Petra Lorenzi	12	32	1	0.03	2	6	-.167	136	4.25	4	4	0.12	0	46	1.44	0	2	2	0.06	3	10
Sarah Cline	17	63	1	0.02	5	14	-.286	11	0.17	6	8	0.10	18	123	1.95	0	0	0	0.00	1	0
Christine Hauer	1	1	0	0.00	0	0	.000	0	0.00	0	0	0.00	0	0	0.00	0	0	0	0.00	0	0
Dinelia Concepcion	17	66	0	0.00	1	2	-.500	15	0.23	5	4	0.08	17	155	2.35	0	0	0	0.00	0	0
TEAM													15								
SOUTH CAROLINA	17	66	905	13.71	468	2516	.174	855	12.95	90	147	1.36	114	917	13.89	26	262	157	2.38	46	49
OPPONENTS	17	66	1042	15.79	402	2530	.253	936	14.18	114	148	1.73	90	954	14.45	23	283	164.5	2.49	34	50

TEAM STATISTICS – WINS ONLY

	USC	OPP
ATTACKING		
Kills.....	921	705
Errors.....	344	368
Total Attacks.....	2117	2057
Hitting Percentage.....	.273	.164
Kills/Game.....	16.2	12.4
SETTING		
Assists.....	843	647
Assists/Game.....	14.8	11.4
SERVING		
Aces.....	124	75
Errors.....	143	126
Aces/Game.....	2.2	1.3
SERVE RECEPTIONS		
Errors.....	74	124
Errors/Game.....	1.3	2.2
DEFENSE		
Digs.....	853	741
Digs/Game.....	15.0	13.0
BLOCKING		
Block Solos.....	30	18
Block Assists.....	218	180
Total Blocks.....	139.0	108.0
Blocks Per Game.....	2.4	1.9
Block Errors.....	32	29

TEAM STATISTICS – LOSSES ONLY

	USC	OPP
ATTACKING		
Kills.....	905	1042
Errors.....	468	402
Total Attacks.....	2516	2530
Hitting Percentage.....	.174	.253
Kills/Game.....	13.7	15.8
SETTING		
Assists.....	855	936
Assists/Game.....	13.0	14.2
SERVING		
Aces.....	90	114
Errors.....	147	148
Aces/Game.....	1.4	1.7
SERVE RECEPTIONS		
Errors.....	114	90
Errors/Game.....	1.7	1.4
DEFENSE		
Digs.....	917	954
Digs/Game.....	13.9	14.5
BLOCKING		
Block Solos.....	26	23
Block Assists.....	262	283
Total Blocks.....	157.0	164.5
Blocks Per Game.....	2.4	2.5
Block Errors.....	46	34



MATCH-BY-MATCH STATISTICS

MATCH-BY-MATCH STARTERS

DATE	OPPONENT	W/L	STARTER	STARTER	STARTER	STARTER	STARTER	STARTER	LIBERO
Aug. 25	vs Boise State	W	Vanden Hull	Cole	Milosevic	Johnson	Salters	Santos	Concepcion
Aug. 25	at TCU	L	Thomson	Cole	Milosevic	Johnson	Salters	Santos	Concepcion
Aug. 26	vs Loyola (Md.)	W	Vanden Hull	Cole	Milosevic	Johnson	Salters	Santos	Concepcion
Aug. 26	vs Texas A&M-Corpus Christi	W	Vanden Hull	Cole	Milosevic	Johnson	Salters	Santos	Thomson
Aug. 31	at Clemson	W	Vanden Hull	Cole	Milosevic	Johnson	Salters	Santos	Thomson
Sept. 1	vs Charlotte	W	Vanden Hull	Cole	Milosevic	Johnson	Salters	Santos	Thomson
Sept. 1	vs Tennessee State	W	Moorhead	Cole	Cline	Johnson	Salters	Santos	Thomson
Sept. 2	vs Western Carolina	W	Concepcion	Cole	Milosevic	Johnson	Salters	Santos	Thomson
Sept. 8	ST. JOHN'S	L	Concepcion	Cole	Milosevic	Johnson	Salters	Santos	Thomson
Sept. 8	SOUTHERN CALIFORNIA	L	Concepcion	Cole	Milosevic	Johnson	Salters	Santos	Thomson
Sept. 9	FLORIDA STATE	L	Moorhead	Cole	Cline	Johnson	Salters	Santos	Thomson
Sept. 15	AUBURN	W	Moorhead	Cole	Concepcion	Johnson	Salters	Santos	Thomson
Sept. 17	FLORIDA	W	Concepcion	Cole	Cline	Johnson	Salters	Santos	Thomson
Sept. 22	LSU	L	Vanden Hull	Cole	Milosevic	Kujundzic	Salters	Santos	Thomson
Sept. 24	at Arkansas	L	Vanden Hull	Cole	Concepcion	Kujundzic	Salters	Santos	Thomson
Sept. 27	at Georgia	W	Concepcion	Cole	Cline	Kujundzic	Salters	Santos	Thomson
Oct. 1	ALABAMA	L	Concepcion	Cole	Cline	Johnson	Kujundzic	Santos	Thomson
Oct. 6	at Tennessee	L	Moorhead	Cole	Cline	Kujundzic	Salters	Santos	Thomson
Oct. 8	at Kentucky	L	Concepcion	Cole	Milosevic	Kujundzic	Salters	Santos	Thomson
Oct. 13	MISSISSIPPI	W	Vanden Hull	Cole	Concepcion	Kujundzic	Salters	Santos	Thomson
Oct. 15	MISSISSIPPI STATE	L	Vanden Hull	Cole	Concepcion	Kujundzic	Salters	Santos	Thomson
Oct. 20	at Florida	L	Thomson	Cole	Milosevic	Kujundzic	Salters	Santos	Cline
Oct. 22	at Auburn	W	Thomson	Cole	Concepcion	Kujundzic	Salters	Santos	Cline
Oct. 27	ARKANSAS	L	Vanden Hull	Cole	Concepcion	Kujundzic	Salters	Lorenzi	Cline
Oct. 29	LSU	L	Moorhead	Cole	Concepcion	Kujundzic	Salters	Thomson	Cline
Nov. 3	at Mississippi State	L	Moorhead	Cole	Milosevic	Johnson	Salters	Thomson	Concepcion
Nov. 5	at Mississippi	L	Moorhead	Cole	Vanden Hull	Kujundzic	Salters	Thomson	Concepcion
Nov. 10	KENTUCKY	W	Lorenzi	Cole	Cline	Kujundzic	Salters	Thomson	Concepcion
Nov. 12	TENNESSEE	W	Lorenzi	Cole	Cline	Johnson	Salters	Thomson	Concepcion
Nov. 15	GEORGIA	W	Lorenzi	Cole	Cline	Kujundzic	Salters	Thomson	Concepcion
Nov. 17	at Alabama	L	Moorhead	Cole	Cline	Johnson	Kujundzic	Thomson	Concepcion
Nov. 22	COLLEGE OF CHARLESTON	L	Moorhead	Cole	Cline	Johnson	Kujundzic	Thomson	Concepcion

GAME-BY-GAME LIBEROS

DATE	OPPONENT	W/L	GAME 1	GAME 2	GAME 3	GAME 4	GAME 5
Aug. 25	vs Boise State	W	Concepcion	Concepcion	Concepcion	_____	_____
Aug. 25	at TCU	L	Concepcion	Concepcion	Concepcion	Concepcion	Concepcion
Aug. 26	vs Loyola (Md.)	W	Concepcion	Concepcion	Thomson	_____	_____
Aug. 26	vs Texas A&M-Corpus Christi	W	Thomson	Thomson	Thomson	_____	_____
Aug. 31	at Clemson	W	Thomson	Thomson	Thomson	Thomson	Thomson
Sept. 1	vs Charlotte	W	Thomson	Thomson	Thomson	_____	_____
Sept. 1	vs Tennessee State	W	Thomson	Thomson	Thomson	Thomson	_____
Sept. 2	vs Western Carolina	W	Thomson	Thomson	Thomson	_____	_____
Sept. 8	ST. JOHN'S	L	Thomson	Thomson	Thomson	Thomson	Thomson
Sept. 8	SOUTHERN CALIFORNIA	L	Thomson	Thomson	Thomson	_____	_____
Sept. 9	FLORIDA STATE	L	Thomson	Thomson	Thomson	Thomson	Thomson
Sept. 15	AUBURN	W	Thomson	Thomson	Thomson	Thomson	Thomson
Sept. 17	FLORIDA	W	Thomson	Thomson	Thomson	Thomson	_____
Sept. 22	LSU	L	Thomson	Thomson	Thomson	_____	_____
Sept. 24	at Arkansas	L	Thomson	Thomson	Thomson	Thomson	_____
Sept. 27	at Georgia	W	Thomson	Thomson	Thomson	_____	_____
Oct. 1	ALABAMA	L	Thomson	Thomson	Thomson	Thomson	Thomson
Oct. 6	at Tennessee	L	Thomson	Thomson	Thomson	Thomson	_____
Oct. 8	at Kentucky	L	Thomson	Thomson	Thomson	_____	_____
Oct. 13	MISSISSIPPI	W	Thomson	Thomson	Thomson	Thomson	_____
Oct. 15	MISSISSIPPI STATE	L	Thomson	Thomson	Thomson	Thomson	Thomson
Oct. 20	at Florida	L	Cline	Cline	Cline	_____	_____
Oct. 22	at Auburn	W	Cline	Cline	Cline	Cline	Cline
Oct. 27	ARKANSAS	L	Cline	Cline	Concepcion	_____	_____
Oct. 29	LSU	L	Cline	Cline	Cline	Cline	_____
Nov. 3	at Mississippi State	L	Concepcion	Concepcion	Concepcion	_____	_____
Nov. 5	at Mississippi	L	Concepcion	Concepcion	Concepcion	_____	_____
Nov. 10	KENTUCKY	W	Concepcion	Concepcion	Concepcion	Concepcion	Concepcion
Nov. 12	TENNESSEE	W	Concepcion	Concepcion	Concepcion	Concepcion	_____
Nov. 15	GEORGIA	W	Concepcion	Concepcion	Concepcion	_____	_____
Nov. 17	at Alabama	L	Concepcion	Concepcion	Concepcion	Concepcion	_____
Nov. 22	COLLEGE OF CHARLESTON	L	Concepcion	Concepcion	Concepcion	Concepcion	_____

2006 SEASON IN REVIEW

MATCH-BY-MATCH STATISTICS



MATCH-BY-MATCH SOUTH CAROLINA/OPPONENT STATISTICAL COMPARISON

DATE	OPPONENT	SCORE	GP	KILL	ERR	ATT	PCT	AST	SA	SE	RE	DIG	BS-BA	BE	TB	BHE
Aug. 25	vs Boise State	3-0	3	48/37	19/22	123/115	.236/.130	44/35	11/4	9/5	4/11	47/51	2-16/1-4	0/1	10.0/3.0	1/1
Aug. 25	at TCU	2-3	5	73/77	21/31	180/179	.289/.257	70/75	10/9	13/6	9/10	60/75	0-22/1-12	2/0	11.0/7.0	3/3
Aug. 26	vs Loyola (Md.)	3-0	3	50/17	17/18	99/91	.333/-.011	45/17	9/1	3/7	1/9	53/29	2-10/0-2	0/2	7.0/1.0	2/4
Aug. 26	vs Texas A&M-C.C.	3-0	3	48/32	14/29	96/114	.354/.026	46/27	5/2	12/3	2/5	40/32	3-20/1-4	2/2	13.0/3.0	0/4
Aug. 31	at Clemson	3-2	5	76/67	29/24	162/161	.290/.267	70/59	8/5	18/11	5/8	60/49	4-10/1-18	6/5	9.0/10.0	0/0
Sept. 1	vs Charlotte	3-0	3	40/39	16/20	95/100	.253/.190	37/34	12/6	7/11	6/12	37/34	4-14/0-6	1/1	11.0/3.0	2/6
Sept. 1	vs Tennessee State	3-1	4	62/41	35/27	162/140	.167/.100	55/36	11/10	11/8	10/11	65/51	1-12/2-24	4/1	7.0/14.0	3/4
Sept. 2	vs Western Carolina	3-0	3	51/31	7/23	93/106	.473/.075	48/29	7/2	7/5	2/7	44/31	2-8/1-4	2/1	6.0/3.0	6/3
Sept. 8	ST. JOHN'S	2-3	5	71/71	28/39	174/186	.247/.172	65/67	7/14	11/9	14/7	56/65	5-30/2-8	8/3	20.0/6.0	3/1
Sept. 8	SOUTHERN CALIFORNIA	0-3	3	38/51	21/15	98/100	.173/.360	34/45	4/7	7/5	7/4	28/31	0-14/2-12	3/4	7.0/8.0	1/3
Sept. 9	FLORIDA STATE	2-3	5	63/68	33/23	154/148	.195/.304	60/64	11/8	10/15	8/11	45/45	3-12/0-26	1/3	9.0/13.0	3/3
Sept. 15	AUBURN	3-2	5	80/64	35/25	196/180	.230/.217	67/61	9/6	13/15	6/9	84/78	3-14/3-24	2/4	10.0/15.0	4/2
Sept. 17	FLORIDA	3-1	4	82/69	23/25	188/171	.314/.257	76/63	6/7	9/4	7/6	67/73	1-16/1-22	2/0	9.0/12.0	1/3
Sept. 22	LSU	0-3	3	44/55	22/25	124/147	.177/.204	42/48	0/6	6/11	6/0	50/46	0-20/1-16	2/1	10.0/9.0	3/4
Sept. 24	at Arkansas	1-3	4	54/63	39/25	165/171	.091/.222	54/59	2/3	7/13	3/2	71/59	2-20/3-34	3/0	12.0/20.0	5/5
Sept. 27	at Georgia	3-0	3	55/37	13/16	107/108	.393/.194	48/32	4/3	9/12	2/4	43/33	0-16/0-10	2/2	8.0/5.0	5/3
Oct. 1	ALABAMA	2-3	5	74/73	39/22	197/177	.178/.288	67/66	9/6	9/9	6/9	76/74	2-8/2-16	1/2	6.0/10.0	3/4
Oct. 6	at Tennessee	1-3	4	55/58	31/25	147/144	.163/.229	53/47	7/10	9/6	10/7	50/52	2-18/1-23	4/4	11.0/12.5	3/4
Oct. 8	at Kentucky	0-3	3	45/50	26/25	139/138	.137/.181	41/44	3/5	7/5	5/3	50/58	0-10/2-14	0/1	5.0/9.0	2/3
Oct. 13	MISSISSIPPI	3-1	4	65/56	25/27	153/152	.261/.191	59/54	7/4	9/10	4/7	58/52	0-16/3-6	5/3	8.0/6.0	2/1
Oct. 15	MISSISSIPPI STATE	2-3	5	57/74	32/28	184/177	.136/.260	53/61	9/6	9/12	6/9	66/72	6-12/0-15	3/1	12.0/7.5	3/6
Oct. 20	at Florida	0-3	3	37/54	21/25	117/129	.137/.225	32/46	4/4	9/15	4/4	39/46	1-12/0-12	2/1	7.0/6.0	2/1
Oct. 22	at Auburn	3-2	5	76/69	29/30	189/181	.249/.215	71/64	9/6	6/11	6/9	75/76	0-20/3-12	0/1	10.0/9.0	3/1
Oct. 27	ARKANSAS	0-3	3	42/50	21/20	115/111	.183/.270	40/47	4/7	8/2	7/4	36/40	1-8/0-10	2/2	5.0/5.0	3/2
Oct. 29	LSU	1-3	4	53/73	26/22	150/178	.180/.287	52/61	4/5	9/13	5/4	72/59	1-20/4-24	4/4	11.0/16.0	2/1
Nov. 3	at Mississippi State	0-3	3	36/51	24/15	109/110	.110/.327	36/45	2/4	5/7	4/2	42/42	1-16/1-18	3/0	9.0/10.0	4/2
Nov. 5	at Mississippi	0-3	3	43/43	27/18	132/105	.121/.238	39/41	1/5	8/7	5/1	40/48	2-14/1-8	1/0	9.0/5.0	4/2
Nov. 10	KENTUCKY	3-2	5	65/62	31/37	167/170	.204/.147	60/56	8/7	12/10	7/8	60/58	2-16/0-12	4/4	10.0/6.0	13/4
Nov. 12	TENNESSEE	3-1	4	62/56	31/28	170/155	.182/.181	59/55	10/5	8/10	5/10	59/60	2-24/1-16	1/0	14.0/9.0	8/4
Nov. 15	GEORGIA	3-0	3	61/28	20/17	117/113	.350/.097	58/25	8/7	10/4	7/8	61/34	4-6/1-16	1/2	7.0/9.0	1/0
Nov. 17	at Alabama	1-3	4	57/62	36/24	181/171	.116/.222	56/58	5/6	10/7	6/5	80/85	0-12/2-27	3/3	6.0/15.5	2/3
Nov. 22	COL. OF CHARLESTON	1-3	4	63/69	21/20	150/159	.280/.308	61/62	8/9	10/6	9/8	56/57	0-14/1-8	4/5	7.0/5.0	3/3

MATCH-BY-MATCH INDIVIDUAL STATISTICAL LEADERS

DATE	OPPONENT	W/L	SCORE	HIGH KILLS	HIGH DIGS	HIGH ASSISTS	HIGH BLOCKS
Aug. 25	vs Boise State	W	3-0	Cole (18)	Concepcion (17)	Santos (39)	Johnson (5)
Aug. 25	at TCU	L	2-3	Cole (37)	Concepcion (16)	Santos (62)	Cole, Salters, Santos (5)
Aug. 26	vs Loyola (Md.)	W	3-0	Vanden Hull (12)	Cole (9)	Lorenzi, Santos (19)	Cole, Kujundzic, Salters (3)
Aug. 26	vs Texas A&M-Corpus Christi	W	3-0	Cole (16)	Thomson (11)	Santos (38)	Cole, Johnson (7)
Aug. 31	at Clemson	W	3-2	Cole (36)	Thomson (19)	Santos (62)	Johnson (5)
Sept. 1	vs Charlotte	W	3-0	Cole (15)	Thomson (9)	Santos (30)	Salters (6)
Sept. 1	vs Tennessee State	W	3-1	Cole (16)	Thomson (19)	Santos (44)	Johnson, Kujundzic (3)
Sept. 2	vs Western Carolina	W	3-0	Cole (16)	Santos (13)	Santos (32)	Cole (3)
Sept. 8	ST. JOHN'S	L	2-3	Cole (32)	Thomson (20)	Santos (56)	Johnson (13)
Sept. 8	SOUTHERN CALIFORNIA	L	0-3	Cole (17)	Concepcion (9)	Santos (28)	Salters (5)
Sept. 9	FLORIDA STATE	L	2-3	Cole (25)	Thomson (14)	Santos (48)	Cole, Salters (5)
Sept. 15	AUBURN	W	3-2	Cole (36)	Cole, Thomson (18)	Santos (58)	Salters (6)
Sept. 17	FLORIDA	W	3-1	Cole (35)	Thomson (19)	Santos (60)	Salters (5)
Sept. 22	LSU	L	0-3	Cole (13)	Thomson (11)	Santos (38)	Kujundzic (6)
Sept. 24	at Arkansas	L	1-3	Milosevic (23)	Thomson (26)	Lorenzi (49)	Moorhead, Salters (5)
Sept. 27	at Georgia	W	3-0	Cole (18)	Cole (8)	Santos (39)	Kujundzic (6)
Oct. 1	ALABAMA	L	2-3	Cole (31)	Thomson (18)	Santos (59)	Kujundzic (3)
Oct. 6	at Tennessee	L	1-3	Cole (23)	Santos (15)	Santos (43)	Kujundzic (7)
Oct. 8	at Kentucky	L	0-3	Cole (17)	Thomson (15)	Santos (37)	Salters, Santos (3)
Oct. 13	MISSISSIPPI	W	3-1	Cole (20)	Thomson (17)	Santos (52)	Kujundzic (6)
Oct. 15	MISSISSIPPI STATE	L	2-3	Cole (20)	Thomson (16)	Santos (46)	Santos, Vanden Hull (5)
Oct. 20	at Florida	L	0-3	Cole (14)	Cline (12)	Santos (24)	Salters (6)
Oct. 22	at Auburn	W	3-2	Cole (25)	Thomson (16)	Santos (64)	Kujundzic (8)
Oct. 27	ARKANSAS	L	0-3	Cole (22)	Cline (7)	Lorenzi (23)	Johnson, Kujundzic (2)
Oct. 29	LSU	L	1-3	Cole (13)	Cline (17)	Lorenzi (22)	Salters (5)
Nov. 3	at Mississippi State	L	0-3	Cole (15)	Concepcion (14)	Thomson (17)	Kujundzic (5)
Nov. 5	at Mississippi	L	0-3	Cole (18)	Cole (13)	Thomson (21)	Moorhead (5)
Nov. 10	KENTUCKY	W	3-2	Cole (21)	Concepcion (17)	Thomson (45)	Johnson, Moorhead (4)
Nov. 12	TENNESSEE	W	3-1	Cole (29)	Cole, Thomson (12)	Thomson (35)	Kujundzic (8)
Nov. 15	GEORGIA	W	3-0	Cole (27)	Concepcion (16)	Thomson (50)	Cole (5)
Nov. 17	at Alabama	L	1-3	Cole (18)	Concepcion (28)	Thomson (45)	Cole (4)
Nov. 22	COLLEGE OF CHARLESTON	L	1-3	Cole (29)	Cline (13)	Thomson (49)	Johnson (5)

2006 SEASON IN REVIEW



MATCH-BY-MATCH STATISTICS

SOUTH CAROLINA MATCH-BY-MATCH STATISTICS

DATE	OPPONENT	GP	KILL	ERR	ATT	PCT	AST	SA	SE	RE	DIG	BS	BA	BE	TB	BHE
Aug. 25	vs Boise State	3	48	19	123	.236	44	11	9	4	47	2	16	0	10.0	1
Aug. 25	at TCU	5	73	21	180	.289	70	10	13	9	60	0	22	2	11.0	3
Aug. 26	vs Loyola (Md.)	3	50	17	99	.333	45	9	3	1	53	2	10	0	7.0	2
Aug. 26	vs Texas A&M-Corpus Christi	3	48	14	96	.354	46	5	12	2	40	3	20	2	13.0	0
Aug. 31	at Clemson	5	76	29	162	.290	70	8	18	5	60	4	10	6	9.0	0
Sept. 1	vs Charlotte	3	40	16	95	.253	37	12	7	6	37	4	14	1	11.0	2
Sept. 1	vs Tennessee State	4	62	35	162	.167	55	11	11	10	65	1	12	4	7.0	3
Sept. 2	vs Western Carolina	3	51	7	93	.473	48	7	7	2	44	2	8	2	6.0	6
Sept. 8	ST. JOHN'S	5	71	28	174	.247	65	7	11	14	56	5	30	8	20.0	3
Sept. 8	SOUTHERN CALIFORNIA	3	38	21	98	.173	34	4	7	7	28	0	14	3	7.0	1
Sept. 9	FLORIDA STATE	5	63	33	154	.195	60	11	10	8	45	3	12	1	9.0	3
Sept. 15	AUBURN	5	80	35	196	.230	67	9	13	6	84	3	14	2	10.0	4
Sept. 17	FLORIDA	4	82	23	188	.314	76	6	9	7	67	1	16	2	9.0	1
Sept. 22	at LSU	3	44	22	124	.177	42	0	6	6	50	0	20	2	10.0	3
Sept. 24	at Arkansas	4	54	39	165	.091	54	2	7	3	71	2	20	3	12.0	5
Sept. 27	at Georgia	3	55	13	107	.393	48	4	9	2	43	0	16	2	8.0	5
Oct. 1	ALABAMA	5	74	39	197	.178	67	9	9	6	76	2	8	1	6.0	3
Oct. 6	at Tennessee	4	55	31	147	.163	53	7	9	10	50	2	18	4	11.0	3
Oct. 8	at Kentucky	3	45	26	139	.137	41	3	7	5	50	0	10	0	5.0	2
Oct. 13	MISSISSIPPI	4	65	25	153	.261	59	7	9	4	58	0	16	5	8.0	2
Oct. 15	MISSISSIPPI STATE	5	57	32	184	.136	53	9	9	6	66	6	12	3	12.0	3
Oct. 20	at Florida	3	37	21	117	.137	32	4	9	4	39	1	12	2	7.0	2
Oct. 22	at Auburn	5	76	29	189	.249	71	9	6	6	75	0	20	0	10.0	3
Oct. 27	ARKANSAS	3	42	21	115	.183	40	4	8	7	36	1	8	2	5.0	3
Oct. 29	LSU	4	53	26	150	.180	52	4	9	5	72	1	20	4	11.0	2
Nov. 3	at Mississippi State	3	36	24	109	.110	36	2	5	4	42	1	16	3	9.0	4
Nov. 5	at Mississippi	3	43	27	132	.121	39	1	8	5	40	2	14	1	9.0	4
Nov. 10	KENTUCKY	5	65	31	167	.204	60	8	12	7	60	2	16	4	10.0	13
Nov. 12	TENNESSEE	4	62	31	170	.182	59	10	8	5	59	2	24	1	14.0	8
Nov. 15	GEORGIA	3	61	20	117	.350	58	8	10	7	61	4	6	1	7.0	1
Nov. 17	at Alabama	4	57	36	181	.116	56	5	10	6	80	0	12	3	6.0	2
Nov. 22	COLLEGE OF CHARLESTON	4	63	21	150	.280	61	8	10	9	56	0	14	4	7.0	3
SOUTH CAROLINA		123	1826	812	4633	.219	1698	214	290	188	1770	56	480	78	296.0	100
OPPONENTS		123	1747	770	4587	.213	1583	189	274	214	1695	41	463	63	272.5	90

OPPONENT MATCH-BY-MATCH STATISTICS

DATE	OPPONENT	GP	KILL	ERR	ATT	PCT	AST	SA	SE	RE	DIG	BS	BA	BE	TB	BHE
Aug. 25	vs Boise State	3	37	22	115	.130	35	4	5	11	51	1	4	1	3.0	1
Aug. 25	at TCU	5	77	31	179	.257	75	9	6	10	75	1	12	0	7.0	3
Aug. 26	vs Loyola (Md.)	3	17	18	91	-.011	17	1	7	9	29	0	2	2	1.0	4
Aug. 26	vs Texas A&M-Corpus Christi	3	32	29	114	.026	27	2	3	5	32	1	4	2	3.0	4
Aug. 31	at Clemson	5	67	24	161	.267	59	5	11	8	49	1	18	5	10.0	0
Sept. 1	vs Charlotte	3	39	20	100	.190	34	6	11	12	34	0	6	1	3.0	6
Sept. 1	vs Tennessee State	4	41	27	140	.100	36	10	8	11	51	2	24	1	14.0	4
Sept. 2	vs Western Carolina	3	31	23	106	.075	29	2	5	7	31	1	4	1	3.0	3
Sept. 8	ST. JOHN'S	5	71	39	186	.172	67	14	9	7	65	2	8	3	6.0	1
Sept. 8	SOUTHERN CALIFORNIA	3	51	15	100	.360	45	7	5	4	31	2	12	4	8.0	3
Sept. 9	FLORIDA STATE	5	68	23	148	.304	64	8	15	11	45	0	26	3	13.0	3
Sept. 15	AUBURN	5	64	25	180	.217	61	6	15	9	78	3	24	4	15.0	2
Sept. 17	FLORIDA	4	69	25	171	.257	63	7	4	6	73	1	22	0	12.0	3
Sept. 22	at LSU	3	55	25	147	.204	48	6	11	0	46	1	16	1	9.0	4
Sept. 24	at Arkansas	4	63	25	171	.222	59	3	13	2	59	3	34	0	20.0	5
Sept. 27	at Georgia	3	37	16	108	.194	32	3	12	4	33	0	10	2	5.0	3
Oct. 1	ALABAMA	5	73	22	177	.288	66	6	9	9	74	2	16	2	10.0	4
Oct. 6	at Tennessee	4	58	25	144	.229	47	10	6	7	52	1	23	4	12.5	4
Oct. 8	at Kentucky	3	50	25	138	.181	44	5	5	3	58	2	14	1	9.0	3
Oct. 13	MISSISSIPPI	4	56	27	152	.191	54	4	10	7	52	3	6	3	6.0	1
Oct. 15	MISSISSIPPI STATE	5	74	28	177	.260	61	6	12	9	72	0	15	1	7.5	6
Oct. 20	at Florida	3	54	25	129	.225	46	4	15	4	46	0	12	1	6.0	1
Oct. 22	at Auburn	5	69	30	181	.215	64	6	11	9	76	3	12	1	9.0	1
Oct. 27	ARKANSAS	3	50	20	111	.270	47	7	2	4	40	0	10	2	5.0	2
Oct. 29	LSU	4	73	22	178	.287	61	5	13	4	59	4	24	4	16.0	1
Nov. 3	at Mississippi State	3	51	15	110	.327	45	4	7	2	42	1	18	0	10.0	2
Nov. 5	at Mississippi	3	43	18	105	.238	41	5	7	1	48	1	8	0	5.0	2
Nov. 10	KENTUCKY	5	62	37	170	.147	56	7	10	8	58	0	12	4	6.0	4
Nov. 12	TENNESSEE	4	56	28	155	.181	55	5	10	10	60	1	16	0	9.0	4
Nov. 15	GEORGIA	3	28	17	113	.097	25	7	4	8	34	1	16	2	9.0	0
Nov. 17	at Alabama	4	62	24	171	.222	58	6	7	5	85	2	27	3	15.5	3
Nov. 22	COLLEGE OF CHARLESTON	4	69	20	159	.308	62	9	6	8	57	1	8	5	5.0	3
OPPONENTS		123	1747	770	4587	.213	1583	189	274	214	1695	41	463	63	272.5	90
SOUTH CAROLINA		123	1826	812	4633	.219	1698	214	290	188	1770	56	480	78	296.0	100

2006 SEASON IN REVIEW

INDIVIDUAL SUPERLATIVES



HITTING PERCENTAGE (MINIMUM 12 KILLS)

Rank	Pct. (K-E-A)	Player at/vs Opponent (Date)
1.	.577 (16-1-26)	Shonda Cole vs Western Carolina (Sept. 2)
2.	.550 (12-1-20)	Lynae Vanden Hull vs Loyola (Md.) (Aug. 26)
3.	.520 (15-2-25)	Meredith Moorhead vs Kentucky (Nov. 10)
4.	.500 (27-5-44)	Shonda Cole vs Georgia (Nov. 15)
5.	.477 (37-6-65)	Shonda Cole at TCU (Aug. 25)

KILLS – 3 GAMES

Rank	Kills	Player at/vs Opponent (Date)
1.	27	Shonda Cole vs Georgia (Nov. 15)
2.	22	Shonda Cole vs Arkansas (Oct. 27)
3.	18	Shonda Cole at Mississippi (Nov. 5)
	18	Shonda Cole at Georgia (Sept. 27)
	18	Shonda Cole vs Boise State (Aug. 25)

KILLS – 4 GAMES

Rank	Kills	Player at/vs Opponent (Date)
1.	35	Shonda Cole vs Florida (Sept. 17)
2.	29	Shonda Cole vs College of Charleston (Nov. 22)
	29	Shonda Cole vs Tennessee (Nov. 12)
4.	23	Shonda Cole at Tennessee (Oct. 6)
	23	Marija Milosevic at Arkansas (Sept. 24)

KILLS – 5 GAMES

Rank	Kills	Player at/vs Opponent (Date)
1.	37	Shonda Cole at TCU (Aug. 25)
2.	36	Shonda Cole vs Auburn (Sept. 15)
	36	Shonda Cole at Clemson (Aug. 31)
4.	32	Shonda Cole vs St. John's (Sept. 8)
5.	31	Shonda Cole vs Alabama (Oct. 1)

ATTACKS – 3 GAMES

Rank	Attacks	Player at/vs Opponent (Date)
1.	52	Shonda Cole at Kentucky (Oct. 8)
2.	45	Shonda Cole at Mississippi (Nov. 5)
3.	44	Shonda Cole vs Georgia (Nov. 15)
4.	42	Shonda Cole at LSU (Sept. 22)
5.	40	Shonda Cole vs Boise State (Aug. 25)

ATTACKS – 4 GAMES

Rank	Attacks	Player at/vs Opponent (Date)
1.	73	Shonda Cole vs Tennessee (Nov. 12)
2.	65	Shonda Cole vs College of Charleston (Nov. 22)
	65	Shonda Cole at Alabama (Nov. 17)
	65	Shonda Cole vs Florida (Sept. 17)
5.	59	Marija Milosevic at Arkansas (Sept. 24)

ATTACKS – 5 GAMES

Rank	Attacks	Player at/vs Opponent (Date)
1.	71	Shonda Cole vs Auburn (Sept. 15)
2.	68	Shonda Cole at Auburn (Oct. 22)
3.	65	Shonda Cole vs St. John's (Sept. 8)
	65	Shonda Cole at TCU (Aug. 25)
5.	61	Shonda Cole vs Alabama (Oct. 1)

ASSISTS – 3 GAMES

Rank	Assists	Player at/vs Opponent (Date)
1.	50	Alexcis Thomson vs Georgia (Nov. 15)
2.	39	Iris Santos at Georgia (Sept. 27)
	39	Iris Santos vs Boise State (Aug. 25)
4.	38	Iris Santos at LSU (Sept. 22)
	38	Iris Santos vs Texas A&M-C.C. (Aug. 26)

ASSISTS – 4 GAMES

Rank	Assists	Player at/vs Opponent (Date)
1.	60	Iris Santos vs Florida (Sept. 17)
2.	52	Iris Santos vs Mississippi (Oct. 13)
3.	49	Alexcis Thomson vs College of Charleston (Nov. 22)
	49	Petra Lorenzi at Arkansas (Sept. 24)
5.	45	Alexcis Thomson at Alabama (Nov. 17)

ASSISTS – 5 GAMES

Rank	Assists	Player at/vs Opponent (Date)
1.	64	Iris Santos at Auburn (Oct. 22)
2.	62	Iris Santos at Clemson (Aug. 31)
	62	Iris Santos at TCU (Aug. 25)
4.	59	Iris Santos vs Alabama (Oct. 1)
5.	58	Iris Santos vs Auburn (Sept. 15)

DIGS – 3 GAMES

Rank	Digs	Player at/vs Opponent (Date)
1.	17	Dinelia Concepcion vs Boise State (Aug. 25)
2.	16	Dinelia Concepcion vs Georgia (Nov. 15)
3.	15	Alexcis Thomson at Kentucky (Oct. 8)
4.	14	Dinelia Concepcion at Mississippi State (Nov. 3)
5.	13	Shonda Cole at Mississippi (Nov. 5)

DIGS – 4 GAMES

Rank	Digs	Player at/vs Opponent (Date)
1.	28	Dinelia Concepcion at Alabama (Nov. 17)
2.	26	Alexcis Thomson at Arkansas (Sept. 24)
3.	19	Alexcis Thomson vs Florida (Sept. 17)
	19	Alexcis Thomson vs Tennessee State (Sept. 1)
5.	17	Alexcis Thomson vs Mississippi (Oct. 13)

DIGS – 5 GAMES

Rank	Digs	Player at/vs Opponent (Date)
1.	20	Alexcis Thomson vs St. John's (Sept. 8)
2.	19	Alexcis Thomson at Clemson (Aug. 31)
3.	18	Alexcis Thomson vs Alabama (Oct. 1)
	18	Shonda Cole vs Auburn (Sept. 15)
	18	Alexcis Thomson vs Auburn (Sept. 15)

ACES

Rank	Aces	Player at/vs Opponent (Date)
1.	6	Shonda Cole vs Alabama (Oct. 1)
2.	4	Shonda Cole vs Georgia (Nov. 15)
	4	Shonda Cole vs Kentucky (Nov. 10)
	4	Shonda Cole at Tennessee (Oct. 6)
	4	Lynae Vanden Hull vs Loyola (Md.) (Aug. 26)

TOTAL BLOCKS

Rank	Blocks (BS-BA)	Player at/vs Opponent (Date)
1.	13 (2-11)	Crystal Johnson vs St. John's (Sept. 8)
2.	8 (0-8)	Ivana Kujundzic vs Tennessee (Nov. 12)
	8 (0-8)	Ivana Kujundzic at Auburn (Oct. 22)
	8 (1-7)	Iris Santos vs St. John's (Sept. 8)
5.	7 (0-7)	Alexcis Thomson vs Tennessee (Nov. 12)
	7 (0-7)	Ivana Kujundzic at Tennessee (Oct. 6)
	7 (1-6)	Shonda Cole vs Texas A&M-C.C. (Aug. 26)
	7 (0-7)	Crystal Johnson vs Texas A&M-C.C. (Aug. 26)



TEAM SUPERLATIVES

HITTING PERCENTAGE

Rank	Pct. (K-E-A)	at/vs Opponent (Date)
1.	.473 (51-7-93)	vs Western Carolina (Sept. 2)
2.	.393 (55-13-107)	at Georgia (Sept. 27)
3.	.354 (48-14-96)	vs Texas A&M-C.C. (Aug. 26)
4.	.350 (61-20-117)	vs Georgia (Nov. 15)
5.	.333 (50-17-99)	vs Loyola (Md.) (Aug. 26)

KILLS – 3 GAMES

Rank	Kills	at/vs Opponent (Date)
1.	61	vs Georgia (Nov. 15)
2.	55	at Georgia (Sept. 27)
3.	51	vs Western Carolina (Sept. 2)
4.	50	vs Loyola (Md.) (Aug. 26)
5.	48	vs Boise State (Aug. 25)

KILLS – 4 GAMES

Rank	Kills	at/vs Opponent (Date)
1.	82	vs Florida (Sept. 17)
2.	65	vs Mississippi (Oct. 13)
3.	63	vs College of Charleston (Nov. 22)
4.	62	vs Tennessee (Nov. 12)
5.	62	vs Tennessee State (Sept. 1)

KILLS – 5 GAMES

Rank	Kills	at/vs Opponent (Date)
1.	80	vs Auburn (Sept. 15)
2.	76	at Auburn (Oct. 22)
3.	76	at Clemson (Aug. 31)
4.	74	vs Alabama (Oct. 1)
5.	73	at TCU (Aug. 25)

ATTACKS – 3 GAMES

Rank	Attacks	at/vs Opponent (Date)
1.	139	at Kentucky (Oct. 8)
2.	132	at Mississippi (Nov. 5)
3.	124	at LSU (Sept. 22)
4.	123	vs Boise State (Aug. 25)
5.	117	at Florida (Oct. 20)

ATTACKS – 4 GAMES

Rank	Attacks	at/vs Opponent (Date)
1.	188	vs Florida (Sept. 17)
2.	181	at Alabama (Nov. 17)
3.	170	vs Tennessee (Nov. 12)
4.	165	at Arkansas (Sept. 24)
5.	162	vs Tennessee State (Sept. 1)

ATTACKS – 5 GAMES

Rank	Attacks	at/vs Opponent (Date)
1.	197	vs Alabama (Oct. 1)
2.	196	vs Auburn (Sept. 15)
3.	189	at Auburn (Oct. 22)
4.	184	vs Mississippi State (Oct. 15)
5.	180	at TCU (Aug. 25)

ASSISTS – 3 GAMES

Rank	Assists	at/vs Opponent (Date)
1.	58	vs Georgia (Nov. 15)
2.	48	at Georgia (Sept. 27)
3.	48	vs Western Carolina (Sept. 2)
4.	46	vs Texas A&M-C.C. (Aug. 26)
5.	45	vs Loyola (Md.) (Aug. 26)

ASSISTS – 4 GAMES

Rank	Assists	at/vs Opponent (Date)
1.	76	vs Florida (Sept. 17)
2.	61	vs College of Charleston (Nov. 22)
3.	59	vs Tennessee (Nov. 12)
4.	59	vs Mississippi (Oct. 13)
5.	56	at Alabama (Nov. 17)

ASSISTS – 5 GAMES

Rank	Assists	at/vs Opponent (Date)
1.	71	at Auburn (Oct. 22)
2.	70	at Clemson (Aug. 31)
3.	70	at TCU (Aug. 25)
4.	67	vs Alabama (Oct. 1)
5.	67	vs Auburn (Sept. 15)

DIGS – 3 GAMES

Rank	Digs	at/vs Opponent (Date)
1.	61	vs Georgia (Nov. 15)
2.	53	vs Loyola (Md.) (Aug. 26)
3.	50	at Kentucky (Oct. 8)
4.	50	at LSU (Sept. 22)
5.	47	vs Boise State (Aug. 25)

DIGS – 4 GAMES

Rank	Digs	at/vs Opponent (Date)
1.	80	at Alabama (Nov. 17)
2.	72	vs LSU (Oct. 29)
3.	71	at Arkansas (Sept. 24)
4.	67	vs Florida (Sept. 17)
5.	65	vs Tennessee State (Sept. 1)

DIGS – 5 GAMES

Rank	Digs	at/vs Opponent (Date)
1.	84	vs Auburn (Sept. 15)
2.	76	vs Alabama (Oct. 1)
3.	75	at Auburn (Oct. 22)
4.	66	vs Mississippi State (Oct. 15)
5.	60	at Clemson (Aug. 31)

ACES

Rank	Aces	at/vs Opponent (Date)
1.	12	vs Charlotte (Sept. 1)
2.	11	vs Tennessee State (Sept. 1)
3.	11	vs Boise State (Aug. 25)
4.	11	vs Florida State (Sept. 9)
5.	10	at TCU (Aug. 25)

TOTAL BLOCKS

Rank	Blocks (BS-BA)	at/vs Opponent (Date)
1.	20.0 (5-30)	vs St. John's (Sept. 8)
2.	14.0 (2-24)	vs Tennessee (Nov. 12)
3.	13.0 (3-20)	vs Texas A&M-C.C. (Aug. 26)
4.	12.0 (6-12)	vs Mississippi State (Oct. 15)
5.	12.0 (2-20)	at Arkansas (Sept. 24)



Nancy Somera led the Gamecocks to a 3-1 victory against No. 6 Florida to snap South Carolina's 25-match losing streak against the Gators. It was Florida's only SEC loss in 2006.



Belita Salters showed considerable improvement during 2006 after seeing limited playing time as a redshirt freshman the year before. She led the team in blocks per game with 0.91.

2006 SEASON IN REVIEW



FINAL SEC STANDINGS

EASTERN DIVISION

SCHOOL	SEC	PCT	H	A	DIV	ALL	PCT	H	A	N	L5	STK
Florida % #	19-1	.950	10-0	9-1	7-1	30-3	.909	17-1	10-1	3-1	4-1	L1
Kentucky	11-9	.550	8-2	3-7	5-3	19-12	.613	13-2	4-9	2-1	2-3	L1
Tennessee	10-10	.500	6-4	4-6	3-5	19-12	.613	10-4	6-7	3-0	2-3	L1
South Carolina	8-12	.400	6-4	2-8	5-3	15-17	.469	6-8	3-9	6-0	3-2	L2
Georgia	2-18	.100	1-9	1-9	0-8	6-25	.194	4-11	1-11	1-3	0-5	L10

WESTERN DIVISION

SCHOOL	SEC	PCT	H	A	DIV	ALL	PCT	H	A	N	L5	STK
LSU &	16-4	.800	9-1	7-3	8-2	26-6	.812	11-2	9-3	6-1	3-2	L1
Alabama	12-8	.586	9-1	3-7	5-5	17-13	.567	12-3	3-8	2-2	2-3	L1
Ole Miss	10-10	.500	7-3	3-7	6-4	19-13	.594	11-4	6-8	2-1	3-2	L1
Arkansas	9-11	.450	7-3	2-8	3-7	16-13	.552	10-5	4-8	2-1	1-4	L3
Mississippi State	8-12	.400	6-4	2-8	5-5	17-13	.567	10-4	4-8	3-1	2-3	W1
Auburn	5-15	.250	4-6	1-9	3-7	13-18	.419	6-7	3-10	4-0	1-4	L3

% - SEC Champion; # - SEC Eastern Division Champion; & - SEC Western Division Champion

SEC AWARDS

ALL-SEC FIRST TEAM

Crystal Hudson (Alabama)
 Amber McCray (Florida)
 Angie McGinnis (Florida)
 Daniela Romero (LSU)
 Marina Skender (LSU)
Shonda Cole (South Carolina)
 Sarah Blum (Tennessee)

ALL-SEC SECOND TEAM

Bridget Fuentez (Alabama)
 Denitza Koleva (Arkansas)
 Kelsey Bowers (Florida)
 Marcie Hampton (Florida)
 Queen Nzenwa (Kentucky)
 Nicole Britenriker (Kentucky)
 Jaclyn Toohey (Mississippi)
 Yuliya Stoyanova (Tennessee)

ALL-SEC FRESHMEN TEAM

Destiny Clark (Arkansas)
 Elyse Cusack (Florida)
 Kristina Johnson (Florida)
 Sarah Rumely (Kentucky)
 Lauren DeGirolamo (LSU)
 Martina Gregusova (Miss. State)
 Leah Hinkey (Tennessee)

COACH OF THE YEAR

Joe Getzin (Mississippi)

PLAYER OF THE YEAR

Angie McGinnis (Florida)

DEF PLAYER OF THE YEAR

Elyse Cusack (Florida)

FRESHMAN OF THE YEAR

Sarah Rumely (Kentucky)

SCHOLAR ATH OF THE YEAR

Rachel Shanks (Auburn)

OVERALL INDIVIDUAL SEC STATISTICAL LEADERS

HITTING PCT (MINIMUM 3.00 ATTACKS/GAME)

Rk	Player	Tm	Cl	Gm	Kill	Err	Att	Pct
1.	Kelsey Bowers	UF	So	110	289	64	556	.405
2.	Crystal Hudson	UA	Jr	115	452	105	903	.384
3.	Kristina Johnson	UF	Fr	103	217	60	422	.372
4.	Amber McCray	UF	Jr	91	338	78	702	.370
5.	Erin Seago	MS	Jr	103	156	37	328	.363
6.	Lauren Kowal	MS	Jr	54	97	22	212	.354
7.	Angie McGinnis	UF	Jr	110	171	28	408	.350
8.	Queen Nzenwa	UK	So	120	381	107	804	.341
9.	Sarah Blum	UT	Sr	114	359	94	784	.338
10.	Lauren DeGirolamo	LS	Fr	113	339	91	768	.323

KILLS (MINIMUM 2.00 KILLS/GAME)

Rk	Player	Tm	Cl	Gm	Kill	K/G
1.	Shonda Cole	SC	Sr	122	703	5.76
2.	Maria Taylor	UG	So	107	484	4.52
3.	Denitza Koleva	AR	Sr	107	456	4.26
4.	Jaclyn Toohey	UM	Sr	105	429	4.09
5.	Yuliya Stoyanova	UT	Jr	84	343	4.08
6.	Crystal Hudson	UA	Jr	115	452	3.93
7.	Rachel Shanks	AU	Jr	124	487	3.93
8.	Bridget Fuentez	UA	Jr	106	405	3.82
9.	Marina Skender	LS	So	114	434	3.81
10.	Amber McCray	UF	Jr	91	338	3.71

ASSISTS (MINIMUM 5.00 ASSISTS/GAME)

Rk	Player	Tm	Cl	Gm	Ast	A/G
1.	Daniela Romero	LS	Sr	114	1531	13.43
2.	Angie McGinnis	UF	Jr	110	1455	13.23
3.	Sarah Rumely	UK	Fr	120	1488	12.40
4.	Rachel Kieckhafer	UM	So	118	1426	12.08
5.	Chelsea Noble	UT	So	117	1377	11.77
6.	Brigitte Slack	UA	Jr	115	1336	11.62
7.	Joanna Pappas	AU	So	124	1411	11.38
8.	Iris Santos	SC	Sr	86	978	11.37
9.	Eva Kriegel	MS	Jr	102	1120	10.98
10.	Nikki Hawkins	UG	Fr	64	565	8.83

ACES (MINIMUM 0.10 ACES/GAME)

Rk	Player	Tm	Cl	Gm	Ace	A/G
1.	Marina Skender	LS	So	114	77	0.68
2.	Eva Kriegel	MS	Jr	102	57	0.56
3.	Sarah Rumely	UK	Fr	120	54	0.45
4.	Shonda Cole	SC	Sr	122	47	0.39
5.	Jessica Dorrell	AR	Jr	107	40	0.37
6.	Kristen Carroll	UM	Sr	116	38	0.33
7.	Whitney Jacob	AU	Jr	124	40	0.32
8.	Lauren Moffett	UM	Jr	115	37	0.32
9.	Maria Taylor	UG	So	107	34	0.32
10.	Whitney Hobbs	AU	Fr	74	23	0.31

BLOCKS (MINIMUM 1.00 BLOCKS/GAME)

Rk	Player	Tm	Cl	Gm	BS	BA	TB	B/G
1.	Sarah Blum	UT	Sr	114	24	185	209.0	1.83
2.	Kelsey Bowers	UF	So	110	22	157	179.0	1.63
3.	Lauren DeGirolamo	LS	Fr	113	31	152	183.0	1.62
4.	Amy Allison	AR	Sr	107	25	114	139.0	1.30
5.	Destiny Clark	AR	Fr	106	14	123	137.0	1.29
6.	Queen Nzenwa	UK	So	120	11	137	148.0	1.23
7.	Leah Hinkey	UT	Fr	112	9	124	133.0	1.19
8.	Kristina Johnson	UF	Fr	103	10	110	120.0	1.17
9.	Mindy Flynn	UT	So	119	2	133	135.0	1.13
10.	Brooke Peugh	UG	So	94	21	85	106.0	1.13

DIGS (MINIMUM 1.00 DIGS/GAME)

Rk	Player	Tm	Cl	Gm	Dig	D/G
1.	Elyse Cusack	UF	Fr	97	535	5.52
2.	Kassi Mikulik	LS	Sr	114	535	4.69
3.	Jenni Casper	UK	Sr	120	563	4.69
4.	Ashley Miller	AR	Jr	107	498	4.65
5.	Amy Pauly	UA	So	114	520	4.56
6.	Brooke Burlingame	UG	Jr	105	448	4.27
7.	Tara Langley	UM	Jr	111	437	3.94
8.	Megan Lukasek	MS	Jr	80	295	3.69
9.	Rachel Shanks	AU	Jr	124	430	3.47
10.	Denitza Koleva	AR	Sr	107	359	3.36



GAMECOCKS



#14

SHONDA COLE

6-1 • Outside Hitter
Kings Mountain, N.C.
(Kings Mountain H.S.)


CAREER HIGHS

Kills	37, TCU (8/25/06)
Attacks	73, Tennessee (11/12/06)
Hitting Pct. (Min. 12 Kills)577 (16-1-26), Western Carolina (9/2/06)
Assists	7, Arkansas (9/25/05)
Service Aces	6, Alabama (10/1/06)
Digs	18, Auburn (9/15/06)
Block Solos	3, 2x, last Georgia (11/15/06)
Block Assists	8, Mississippi (10/8/04)
Total Blocks	8, Mississippi (10/8/04)

2006 (SENIOR): An AVCA Honorable Mention All-American and AVCA All-South Region Team member as well ... Named to the All-SEC First Team ... Tabbed SEC Offensive Player of the Week following a 36- and 35-kill performance in wins over Auburn and then-No. 6 Florida ... Earned AVCA National Player of the Week as well, the first Gamecock in school history to do so ... Picked up SEC Offensive Player of the Week again after playing Georgia and Alabama ... Earned her third SEC weekly accolade following wins against Kentucky and Tennessee ... Was the Co-Female Athlete of the Year for the entire athletics department ... Had six 30-kill matches, tied for the second highest total in the country ... Her 5.76 kills per game was the top figure in the SEC and third in the country ... Led the nation in kills per game two straight weeks in September ... Led the team in kills (703), kills per game (5.76), hitting percentage (.288), aces (47) and aces per game (0.39) ... Just the second Gamecock in school history to post back-to-back 400-kill seasons ... One of only three Gamecocks to have 500 kills in one year ... Her 703 kills broke the previous school record of 553 set in 1983 by Lori Rowe ... Finished her career ranked second in school history for kills with 1,775 and first in kills per game with 4.26 and attacks at 4,181 ... Had 10 or more kills in 92 of 116 career matches played ... Became just the 14th player in NCAA history to reach 700 kills since rally scoring was adopted for the 2001 season ... The first Gamecock in school history to record three seasons with an average of at least 4.00 kills per game ... Earned MVP honors at the Big Orange Bash tournament in Clemson, S.C. ... Named to the TCU Molten/La Quinta Invitational All-Tournament Team, as well as the Gamecock Invitational ... Set a school record with 37 kills against TCU, breaking the old record by five that had stood for nearly 23 years ... Her 35 kills versus Florida on Sept. 17 set a school record for a four-game match, while 27 kills against Georgia on Nov. 15 was a record for three games.

2005 (JUNIOR): Earned second-team All-SEC accolades for the second year in a row ... Tabbed Honorable Mention AVCA All-South Region ... Named the South Carolina team MVP ... Trained with the USA Volleyball Women's National A2 Team for the second-straight summer ... Earned a place on the GlaxoKlineSmith All-Tournament Team at North Carolina ... Was South Carolina's leader in kills (414), kills per game (4.18) and hitting percentage (.281) ... Finished third in the Southeastern Conference in kills per game ... Became the 10th Gamecock to reach the 1,000-kill plateau, doing so against Georgia (Oct. 30) ... Played in all but one of USC's 100 games on the season and all 27 matches ... Reached double figures in the kill column in 24-of-27 matches ... Racked up 20 or more kills in six contests ... Had a stretch of three consecutive matches with 20-plus kills against Houston (Sept. 16), LSU (Sept. 23) and Arkansas (Sept. 25) ... Posted two 10-dig matches on the season, which came back-to-back versus Houston and LSU ... It was her two double-doubles during the season as well.

2004 (SOPHOMORE): Was a second-team All-SEC selection ... Chosen to train with the USA women's team in summer 2005 and traveled to Dominican Republic, China, Korea and Thailand ... Led the Gamecocks in kills with 379 and kills per game with 4.03 ... At the time, her kills per game was the fourth-best single-season mark in school history and made her only the fourth Gamecock to average at least four per game for an entire season ... Ranked fifth in the SEC in kills per game for all matches and sixth in kills per game for conference matches at 3.83 ... Recorded double-figure kills in 23-of-27 matches ... Played in all 27 matches and all but two of USC's 96 games on the year ... Recorded what was then a career-high 24 kills in the final match of the season versus North Carolina (Nov. 27) ... Had one other 20-kill match versus Connecticut (Sept. 4) with 22 ... Posted double-figure kills in eight consecutive matches beginning Oct. 17 against



Auburn through USC's Nov. 12 match-up with Florida ... Also recorded double-digit kills in 13-of-16 SEC matches ... Registered four double-doubles during the season: Clemson (Sept. 7, 15 kills and 11 digs), Duke (Sept. 10, 11 kills and 11 digs), Notre Dame (Sept. 19, 17 kills and 14 digs) and North Carolina (Nov. 27, 24 kills and 14 digs).

2003 (FRESHMAN): Finished second on the team in kills with 279 ... Averaged 2.74 kills per game, also second-best on the team ... Was the co-leader in total blocks among the freshmen class with 48 ... Played in all 30 matches and 102-of-111 games ... Was one of two Gamecocks to record over 100 kills in SEC matches ... Reached double digits in the kill column 13 times ... Had a five-match stretch in November in which she tallied at least a dozen kills ... Hit at least .300 in seven matches ... Posted her highest kill total of the season against Kentucky (Oct. 8) with 19 ... Her best tally in digs was six, coming versus Indiana (Sept. 13) and Kentucky (Oct. 8) ... Chipped in a season-high five blocks at LSU (Sept. 26).

CAREER STATISTICS

YEAR	MP	GP	KILL	K/G	ERR	ATT	PCT	AST	A/G	SA	SE	SA/G	RE	DIG	D/G	BS	BA	TB	B/G	BE	BHE
2003	30	102	279	2.74	155	707	.175	7	0.07	0	8	0.00	1	55	0.54	6	42	48	0.47	17	3
2004	27	94	379	4.03	178	976	.206	16	0.17	26	47	0.28	4	141	1.50	7	74	81	0.86	9	3
2005	27	99	414	4.18	145	957	.281	27	0.27	8	19	0.08	4	116	1.17	13	72	85	0.86	15	4
2006	32	122	703	5.76	259	1541	.288	43	0.35	47	74	0.39	13	264	2.16	15	76	91	0.75	14	9
TOTAL	116	417	1775	4.26	737	4181	.248	93	0.22	81	148	0.19	22	576	1.38	41	264	305	0.73	55	19

2006 SEASON IN REVIEW



GAMECOCKS



#3

CRYSTAL JOHNSON

6-0 • Middle Blocker
Camden, S.C.
(Camden H.S.)

CAREER HIGHS


Kills	7, Auburn (10/17/04)
Attacks	15, TCU (8/25/06)
Hitting Pct. (Min. 12 Kills)	N/A
Assists	1, 5x, last Tennessee (10/6/06)
Service Aces	2, Boise State (8/25/06)
Digs	4, Alabama (11/13/05)
Block Solos	2, 6x, last St. John's (9/8/06)
Block Assists	11, St. John's (9/8/06)
Total Blocks	13, St. John's (9/8/06)

2006 (REDSHIRT JUNIOR): Was a starter for 18 matches ... Set a season-best for kills (67) ... Fourth on the team in blocks (74) and third in blocks per game (0.85) ... Her 74 blocks set a personal record ... Johnson's 11 block assists against St. John's was the second-highest total in school history for a five-game match ... The 13 total blocks against the Red Storm was a school record for a five-gamer ... Made at least four blocks in eight matches ... Posted four or more kills in eight matches as well ... Made the SEC Academic Honor Roll for the second year in a row ... Did not return for her senior season of eligibility because of plans to enter medical school.

2005 (REDSHIRT SOPHOMORE): Named to the SEC Academic Honor Roll ... Played in 19 of South Carolina's 27 matches and appeared in 50-of-100 games ... Her 55 total blocks gave her a per game average of 1.10, which was tied for the third-highest mark on the team ... Reached the four-block plateau in seven contests ... In four matches, Johnson ripped at least four kills ... Her season-high in kills was six against Arkansas (Sept. 25) ... Recorded seven total blocks versus Arkansas (Sept. 25), Tennessee (Nov. 9), Alabama (Nov. 13) and Winthrop (Nov. 26) ... Three of those four efforts came in USC's final four matches of the year ... The seven blocks against Tennessee were


all assisted and the top mark of her career at the time ... Took a then-career-high 13 attacks in the Oct. 30 Georgia match ... Her four digs in the Alabama match (Nov. 13) was the top performance of her career.

2004 (REDSHIRT FRESHMAN): Saw playing time in 13 of the Gamecocks' 27 matches ... Played in 27-of-96 games ... Recorded 21 kills and 17 blocks for per game averages of 0.78 and 0.63 ... The Sept. 4 Connecticut match-up was the first time Johnson received collegiate experience ... Also recorded her first kill in that match ... Had a career-high seven kills in a match against Auburn (Oct. 17) ... In that match, she also hit .750 thanks to seven kills on eight attacks and just one error ...



Tallied what was then a career-high five block assists in the North Carolina contest (Sept. 27) ... She added a solo rejection in the match as well ... Assisted on three blocks against Mississippi (Oct. 3).

2003 (FRESHMAN): Took a redshirt.



CAREER STATISTICS

YEAR	MP	GP	KILL	K/G	ERR	ATT	PCT	AST	A/G	SA	SE	SA/G	RE	DIG	D/G	BS	BA	TB	B/G	BE	BHE
2004	13	27	21	0.78	8	46	.283	0	0.00	0	0	0.00	0	2	0.07	2	15	17	0.63	4	0
2005	19	50	30	0.60	17	87	.149	1	0.02	3	6	0.06	1	12	0.24	10	45	55	1.10	7	0
2006	28	87	67	0.77	32	178	.197	4	0.05	7	9	0.08	2	20	0.23	7	67	74	0.85	14	1
TOTAL	60	164	118	0.72	57	311	.196	5	0.03	10	15	0.06	3	34	0.21	19	127	146	0.89	25	1



GAMECOCKS



#2

IRIS SANTOS

5-10 • Setter
Santo Domingo, D.R.
(Dora de la Salle H.S.)

CAREER HIGHS

Kills	15, Georgia (10/30/05)
Attacks	44, Georgia (10/30/05)
Hitting Pct. (Min. 12 Kills)500 (12-0-24), Houston (9/16/05)
Assists	64, Auburn (10/22/06)
Service Aces	4, 3x, last Auburn (10/16/05)
Digs	23, Arkansas (9/25/05)
Block Solos	2, 3x, last North Carolina (9/10/05)
Block Assists	7, 2x, last St. John's (9/8/06)
Total Blocks	8, St. John's (9/8/06)

2006 (SENIOR): Was South Carolina's starting setter for the first 23 matches of the season, but was sidelined for the rest of 2006 for medical reasons ... Was the most complete volleyball player on the Gamecocks' roster ... With 505 career kills, she was only the second Gamecock in school history with 2,000 assists and 500 kills ... Named to the TCU Molten/La Quinta and Big Orange Bash All-Tournament Teams ... Second on the team in double-doubles with nine ... Was in double figures for digs eight times ... Ranked eighth in the SEC in assists per game (11.37) ... Tallied 60-plus assists in four matches, a feat she never accomplished once prior to 2006 ... Had 60 assists in a win against Florida, a career-best for a four-game match ... Led the team to a .314 hitting percentage against then-No. 6 Florida, a team USC defeated for the first time since

1994 ... Owner of 35 career matches with at least 10 digs ... Played outside hitter, libero and setter during her four years at South Carolina ... Set a career high with 64 assists at Auburn, the last match of her career.

2005 (JUNIOR): Was used as the team's primary setter, but did a little bit of everything during the season ... Became the first South Carolina player in school history to register 200 kills, 200 digs and 500 assists in the same year ... Led the squad in assists with 747 and assists per game at 7.62 ... Finished third on the team in kills and fourth in kills per game with 219 and 2.23 ... Played in all 27 matches and 98-of-100 games ... Wound up with nine double-doubles to her credit ... Posted the most service aces of any Gamecock with 32 ... Was third on the team in digs and digs per game

with figures of 231 and 2.36 ... Tallied 82 blocks, which was the third-highest total for the Gamecocks ... Her career assist total of 1,062 at the end of the season made her the ninth Gamecock to reach the 1,000-assist plateau ... Tallied 40 or more assists in eight matches ... Santos' high assist mark of the season was 57 against Houston (Sept. 16) ... Reached double digits in the kill column on eight occasions ... Also compiled eight matches with 10-plus digs and two with 20-plus ... Notched two triple-doubles against North Carolina (Sept. 10) and Houston (Sept. 16) with tallies of 14 kills, 40 assists, 13 digs and 12 kills, 57 assists, 13 digs ... Set career standards for kills (15) and attacks (44) in an Oct. 30 match-up with Georgia ... Served up a career-best four

aces three times on the year against Charlotte (Sept. 6), Coastal Carolina (Sept. 9) and Auburn (Oct. 16).

2004 (SOPHOMORE): Saw significant playing time at setter and libero ... Received floor time in all but one of South Carolina's 27 matches and made an appearance in 88-of-96 games ... Recorded 283 assists ... Had 164 digs, fourth-highest for the Gamecocks, and 21 total blocks ... Tallied seven matches with double-figure digs ... Added seven double-doubles to her career total ... Recorded a season-high 11 kills in a match against Mississippi (Oct. 8), which was her only double-figure kill match of the year ... Posted a then-career-high 41 assists in USC's last match of the season with North Carolina (Nov. 27) ... Her SEC-high for assists was 25, which happened twice against Kentucky (Oct. 1) and Mississippi (Oct. 8) ... Registered four 20-plus assist matches ... Her best total in digs was 13 versus Kentucky (Oct. 1) ... Narrowly missed out on a triple-double in the match, as she added nine kills and 25 assists ... Reached double digits in the dig column in three consecutive matches with Clemson (Sept. 7), Duke (Sept. 10) and Northern Illinois (Sept. 11).

2003 (FRESHMAN): Played in 29-of-30 possible matches and 100-of-111 games ... Finished second on the team in digs and digs per game with 239 and 2.39 ... Saw action at the libero and outside hitter positions ... Put up double digits in the kill column four times ... Had a dozen matches in which she reached the 10-dig plateau ... Recorded her first collegiate double-double in a match against George Washington (Sept. 20) with 10 kills and 12 digs ... It was the lone double-double of her rookie season ... Had 22 digs in the Clemson match (Sept. 9), which was the high mark of the year for South Carolina ... Had 12 kills in a match against Alabama (Nov. 2) ... Strung together four straight matches versus Ball State (Aug. 30), Michigan State (Sept. 5), North Carolina (Sept. 7) and Clemson (Sept. 9) in which she dug at least 12 balls.



CAREER STATISTICS

YEAR	MP	GP	KILL	K/G	ERR	ATT	PCT	AST	A/G	SA	SE	SA/G	RE	DIG	D/G	BS	BA	TB	B/G	BE	BHE
2003	29	100	110	1.10	73	353	.105	32	0.32	18	25	0.18	58	239	2.39	2	13	15	0.15	8	4
2004	26	86	62	0.72	34	202	.139	283	3.29	16	18	0.19	14	164	1.91	1	20	21	0.24	3	19
2005	27	98	219	2.23	94	541	.231	747	7.62	32	51	0.33	11	231	2.36	9	73	82	0.84	24	41
2006	23	86	114	1.33	36	279	.280	978	11.37	21	21	0.24	1	176	2.05	6	61	67	0.78	14	32
TOTAL	105	370	505	1.36	237	1375	.195	2040	5.51	87	115	0.24	84	810	2.19	18	167	185	0.50	49	96

2006 SEASON IN REVIEW



GAMECOCKS



#6

ALEXCIS THOMSON

5-10 • Def. Specialist/Libero
North York, Ontario, Canada
(Don Mills H.S.)

CAREER HIGHS

Kills	8, Tennessee (11/12/06)
Attacks	22, Tennessee (11/12/06)
Hitting Pct. (Min. 12 Kills)	N/A
Assists	62, Kentucky (10/8/03)
Service Aces	5, Clemson (9/7/04)
Digs	26, Arkansas (9/24/06)
Block Solos	1, Mississippi (11/5/06)
Block Assists	7, Tennessee (11/12/06)
Total Blocks	7, Tennessee (11/12/06)

2006 (SENIOR): Considered South Carolina's utility player ... Started at libero for 18 of USC's 32 matches ... She then became South Carolina's starting setter after splitting time with Petra Lorenzi ... Reached double digits in the digs category 18 times this season and 25 times in her career ... Her 18 10-dig matches led the team ... Her 26 digs at Arkansas was a career high ... Was the only player to appear in all 123 of the Gamecocks' games this year ... Led the team in digs (385) and digs per game (3.13) ... Her 385 digs was a single-season best for her career and the ninth-best total in school history ... Ranks 11th at South Carolina in

career assists (576) ... Nearly had a quadruple-double against Tennessee on Nov. 12 with eight kills, 35 assists, 12 digs and seven blocks ... A member of the SEC Academic Honor Roll.


2005 (JUNIOR): Played in 23-of-27 Gamecock matches and 61-of-100 games ... Named to the SEC Academic Honor Roll ... Tallied 12 kills, 13 assists and 89 digs on the year ... Reached double figures in the digs column two times and had at least five in nine matches ... Her best dig tally of the season was 14 coming against College of Charleston (Sept. 15)

... Totaled a dozen digs in a five-game match with Georgia (Oct. 7) ... Gave South Carolina a productive outing versus Kentucky (Nov. 4) with a season-high three kills, eight digs and one assisted block.

2004 (SOPHOMORE): Named to the SEC Academic Honor Roll ... Played the libero position ... Saw action in 22 of South Carolina's 27 matches ... Played in 68-of-96 games ... Had 33 assists and 120 digs for the year ... Reached double figures in digs in two outings ... Notched a season-high 13 digs against Kentucky (Oct. 1) ... Her other 10-dig effort came versus Marshall (Sept. 4) with 10 ... Helped South Carolina with at least six digs in 11 matches ... Posted 24 assists when she played setter against Florida (Nov. 19) ... Had a career-high five service aces in the Clemson match (Sept. 7) ... Her season total in aces was 15.



2003 (FRESHMAN): Played in just over half of the Gamecock's 30 matches, making 16 appearances ... Was used in 36-of-111 games ... Had 193 assists and 67 digs on the year ... Saw significant duties as South Carolina's setter in matches with Kentucky (Oct. 8), Tennessee (Oct. 10), Arkansas (Oct. 17), LSU (Oct. 19) and Georgia (Nov. 16) ... Recorded 62 assists in the Oct. 8 Kentucky match, good for a career and team season high ... Was in double figures for digs in three matches ... Posted three double-doubles, with the first coming against Kentucky (Oct. 8) with 62 assists and 16 digs, the second in an Oct. 10 match-up with Tennessee on 37 assists and 14 digs, and the third versus Georgia (Nov. 16) with 24 helpers and 11 digs ... Her 16 digs against Kentucky was also a season best ... The UK match also yielded season-high marks for kills (3), attacks (11), block assists (3) and total blocks (3) ... Her four aces against the Wildcats was also a career-high at the time.



CAREER STATISTICS

YEAR	MP	GP	KILL	K/G	ERR	ATT	PCT	AST	A/G	SA	SE	SA/G	RE	DIG	D/G	BS	BA	TB	B/G	BE	BHE
2003	16	36	3	0.08	5	32	-.063	193	5.36	6	4	0.17	0	67	1.86	0	4	4	0.11	4	8
2004	22	68	6	0.09	5	27	.037	33	0.49	15	15	0.22	28	120	1.76	0	2	2	0.03	0	5
2005	23	61	12	0.20	11	29	.034	13	0.21	9	10	0.15	5	89	1.46	0	1	1	0.02	0	2
2006	32	123	33	0.27	15	110	.164	337	2.74	29	31	0.24	35	385	3.13	1	16	17	0.14	0	21
TOTAL	93	288	54	0.19	36	198	.091	576	2.00	59	60	0.20	68	661	2.30	1	23	24	0.08	4	36



GAMECOCKS



#5

LYNAE VANDEN HULL

6-2 • Outside Hitter
Papillion, Neb.
(Papillion La Vista H.S.)

CAREER HIGHS

Kills	27, Kentucky (10/8/03)
Attacks	51, Mississippi State (10/15/06)
Hitting Pct. (Min. 12 Kills)550 (12-1-20), Loyola (Md.) (8/26/06)
Assists	4, 3x, last Charlotte (9/1/06)
Service Aces	6, Auburn (10/17/04)
Digs	15, 2x, last Santa Clara (9/18/03)
Block Solos	3, Mississippi State (10/15/06)
Block Assists	7, Santa Clara (9/18/03)
Total Blocks	7, Santa Clara (9/18/03)

2006 (REDSHIRT SENIOR): Was fourth on the team in kills (175) and third in kills per game (1.92) ... Came back from a torn ACL suffered last season, but had another knee injury in practice prior to the home series with Kentucky and Tennessee and missed the final five matches of the season ... Reached double figures in kills six times this season and 32 times for her career ... Led the team in kills with 12 against Loyola (Md.) ... Chipped in seven kills and seven digs in the win against then-No. 6 Florida ... Became the 20th Gamecock to reach the 700-kill plateau for a career when she

had 18 against Mississippi State ... Became the 17th player in South Carolina history to reach 2,000 attacks for a career ... Made the SEC Academic Honor Roll.

2005 (REDSHIRT JUNIOR): Vanden Hull's season came to an unexpected end prior to the Clemson match (Sept. 13) when she suffered a knee injury ... Named to the SEC Academic Honor Roll ... Tallied 63 kills during South Carolina's first seven matches ... Her kills per game average was 2.74, which ended up being the third-highest mark on the team ... Vanden Hull's .242 hitting percentage was fourth ...

Was named to the GlaxoKline-Smith All-Tournament Team at North Carolina ... Began the season with back-to-back double-digit kill efforts against Pittsburgh (Sept. 2) and Florida State (Sept. 2) ... Had one other 10-plus kill performance coming in her final match of the year versus North Carolina (Sept. 10) ... Recorded a season-high six blocks in that match as well, one short of tying her career standard.

2004 (REDSHIRT SOPHOMORE): Selected to the SEC Academic Honor Roll ... Named to the all-tournament team at Wake Forest ... Second on the team in service aces with 28 ... Played in all but one of South Carolina's 27 matches and 86-of-96 games ... Had six double-figure kill matches ... Recorded five matches where she hit over .400 and one match over .500 ... Averaged 2.27 kills per game, third-highest on the team ...

Had the team's third-highest kills per game average in conference matches with 2.14 ... Vanden Hull's 50 blocks was the fourth-best team total ... Compiled 15 kills against Mississippi (Oct. 8) for a season high ... Recorded a career-high six service aces in a match with Auburn (Oct. 17) ... Tallied 10 digs in a match against Kentucky (Oct. 31) ... Led the team in hitting percentage in three matches: .423 (13-2-26) versus Wake Forest (Sept. 3), .429 (14-2-28) versus Connecticut (Sept. 4) and .429 (14-2-28) against Michigan State (Sept. 18) ... Fell one short of a career-high with six blocks in a match with Notre Dame (Sept. 19).

2003 (REDSHIRT FRESHMAN): Named the SEC Co-Freshman of the Year ... Was also listed on the SEC Academic Honor Roll ... Led the team in kills with 314 and kills per game at 2.93 ... Also had a team-leading 42 service aces ... Recorded 191 digs for 1.79 per game ... Ranked seventh in aces among conference leaders ... In SEC matches only, she was ranked 10th in hitting percentage at .295 ... Finished sixth in aces per game with 0.44 ... Had seven double-double matches ... Reached double-figures in kills in 17 matches, including three matches where she reached at least 20 ... Was in double digits in the kills column for eight consecutive contests beginning with Notre Dame (Sept. 14) and ending after the Mississippi match (Oct. 3) ... Had seven matches where she reached double-figures in digs ... Five of those came during a seven-match stretch ... Led the team in kills in 10 matches ... Played in all 30 of the Gamecocks' matches and 107-of-111 games ... Recorded a career-high 27 kills in a match against Kentucky (Oct. 8) ... Hit over .400 in five matches ... Recorded a career-high 15 digs against Notre Dame (Sept. 14) and tied it in South Carolina's next match with Santa Clara (Sept. 18) ... Also recorded seven blocks against Santa Clara, the best of her career.

2002 (FRESHMAN): Took a redshirt.



CAREER STATISTICS

YEAR	MP	GP	KILL	K/G	ERR	ATT	PCT	AST	A/G	SA	SE	SA/G	RE	DIG	D/G	BS	BA	TB	B/G	BE	BHE
2003	30	107	314	2.93	100	847	.253	27	0.25	42	57	0.39	2	191	1.79	2	55	57	0.53	0	11
2004	26	96	195	2.03	69	541	.233	24	0.25	28	25	0.29	7	84	0.88	2	48	50	0.52	4	9
2005	7	23	63	2.74	23	165	.242	12	0.52	10	9	0.43	4	37	1.61	3	11	14	0.61	0	5
2006	27	91	175	1.92	77	510	.192	18	0.20	14	20	0.15	8	54	0.59	5	33	38	0.42	2	2
TOTAL	90	317	747	2.36	269	2063	.232	81	0.26	94	111	0.30	21	366	1.15	12	147	159	0.50	6	27

2006 SEASON IN REVIEW

BOX SCORES & RECAPS



MATCH	1	Boise State	21	24	28
		South Carolina	30	30	30
		Aug. 25, 2006 • Fort Worth, Texas • Win, 3-0			

BOISE STATE (0-1)															
NO	PLAYER	GP	K	E	TA	PCT	A	SA	SE	RE	DIG	BS	BA	BE	BHE
1	Mandy Klein	3	4	2	9	.222	30	1	0	0	9	0	0	0	1
3	Jeanene Rose	3	1	0	4	.250	0	0	0	1	3	0	0	0	0
8	Tiffany Starring	3	11	9	37	.054	0	0	2	0	3	0	0	1	0
9	Robyn Hewitt	3	4	1	8	.375	0	0	0	1	0	1	1	0	0
10	Elise Ardron	3	3	1	11	.182	0	0	0	0	1	0	1	0	0
11	Cameron Flunder	3	8	5	21	.143	0	1	1	0	1	0	0	0	0
4	Kati Lewis	1	0	0	0	.000	0	0	0	0	0	0	0	0	0
5	Ki Eveland	1	0	0	1	.000	0	0	0	0	0	0	0	0	0
7	Kim Van Lith	1	1	0	1	1.000	0	0	0	0	0	0	0	0	0
12	Jamie Claussen	3	0	1	2	-.500	2	2	0	0	9	0	0	0	0
15	Jackie Stroud	3	0	0	0	.000	1	0	2	4	16	0	0	0	0
22	Jeanette Jenkins	3	5	3	21	.095	1	0	0	1	6	0	2	0	0
TEAM											4				
TOTAL		3	37	22	115	.130	35	4	5	11	51	1	4	1	1

SOUTH CAROLINA (1-0)															
NO	PLAYER	GP	K	E	TA	PCT	A	SA	SE	RE	DIG	BS	BA	BE	BHE
2	Iris Santos	3	3	1	7	.286	39	1	0	0	2	0	3	0	0
3	Crystal Johnson	3	6	0	13	.462	0	2	1	0	2	1	4	0	0
5	Lynae Vanden Hull	3	7	2	23	.217	0	3	1	1	1	0	1	0	0
7	Marija Milosevic	3	8	4	22	.182	2	3	3	0	9	1	2	0	0
14	Shonda Cole	3	18	8	40	.250	0	0	2	0	11	0	2	0	0
20	Belita Salters	3	6	3	13	.231	0	0	0	0	0	0	4	0	1
4	Sarah Cline	2	0	0	0	.000	0	0	0	0	0	0	0	0	0
6	Alexcis Thomson	3	0	0	2	.000	1	0	0	0	5	0	0	0	0
8	Dinelia Concepcion	3	0	1	2	-.500	2	0	1	2	17	0	0	0	0
13	Meredith Moorhead	1	0	0	1	.000	0	1	1	0	0	0	0	0	0
TEAM											1				
TOTAL		3	48	19	123	.236	44	11	9	4	47	2	16	0	1

FORT WORTH, Texas (Aug. 25, 2006) — The South Carolina volleyball team opened the 2006 season with a 3-0 (30-21, 30-24, 30-28) victory over Boise State on Friday in the TCU Molten/La Quinta Invitational in Fort Worth, Texas.

USC fell behind early in game one by a 9-5 count but rallied with a 10-2 run to take a 15-11 lead on the Broncos. The Gamecocks' setter, Iris Santos, spread the offense with no player accumulating more than three kills in the frame.

"Iris did a great job as a setter managing situations," head coach Nancy Somera said. "Her distribution was great. Even though Shonda (Cole) saw a lot of sets, it was spread out."

Cole, a two-time All-SEC member, finished the contest with 18 kills on 40 attacks and eight errors for an even .250 hitting percentage. She also recorded a double-double thanks to 11 digs. Cole moved up to ninth on the school's career list for kills with 1,090 to her credit, passing Caryn Case's 1,080. Cole has a chance to move further up the list tonight, needing just four to overtake eighth place, 11 for seventh and 18 for sixth.

After breezing through the second game, USC and Boise State played a tightly contested third game. Neither team managed more than a three-point advantage, and it was tied 28-all before USC put the match away.

The Gamecocks received a powerful kill from Cole on the left side for their 29th point and a free ball played off sophomore outside hitter Marija Milosevic's jump serve on the next point set up Cole for her final rip of the match.

"Game three was pretty even the whole way" Somera said. "We were deadlocked at 28-28, and you just have to be the first one to 30 and we were. We got a nice kill from Shonda for the 29th point, and Marija, our best server, got them out of system on the serve."

For the match, South Carolina recorded 48 kills on 123 attempts and committed 19 errors. Boise State out-dug USC 51-47, but the Gamecocks had 10 blocks to BSU's three. South Carolina also posted 11 service aces to Boise State's four.

Other notable performers for the Gamecocks included sophomore libero Dinelia Concepcion with 17 digs and Milosevic with eight kills, three aces and nine digs. Junior middle blocker Crystal Johnson added six kills and five blocks, while fellow middle Belita Salters chipped in six kills and four stuffs.

"Our defense won the match for us," Somera said. "Our passing was just OK. I'd like to see more routine balls played on target. Our serving was really tough throughout the whole lineup. Boise State never got a break with an easy server."

Two Gamecock freshmen, defensive specialist Sarah Cline and outside hitter Meredith Moorhead, saw action for the first time in their careers against the Broncos.

"Our two freshmen came off the bench and did a nice job," Somera said. "It wasn't a token sub for them either. They came in because we needed them. Sarah passed a nice ball on her first hit and Meredith came in and had an ace."

MATCH	2	TCU	23	26	30	30	15
		South Carolina	30	30	28	26	11
		Aug. 25, 2006 • Fort Worth, Texas • Loss, 2-3					

TCU (2-0)															
NO	PLAYER	GP	K	E	TA	PCT	A	SA	SE	RE	DIG	BS	BA	BE	BHE
2	Kourtney Edwards	5	6	5	16	.062	1	0	0	0	0	1	1	0	0
5	Loren Barry	5	0	0	1	.000	2	2	0	0	9	0	0	0	0
11	Emily Allen	5	10	7	31	.097	6	0	2	3	9	0	4	0	1
12	Nirelle Hampton	5	9	2	16	.438	56	3	2	0	7	0	0	0	1
17	Laurne Otto	5	19	7	40	.300	5	0	1	2	18	0	1	0	0
23	Anna Vaughn	5	19	2	33	.515	1	0	0	0	5	0	5	0	0
7	Mariana Silveira	1	0	0	0	.000	0	0	1	0	0	0	0	0	0
8	Agi Nemeth	1	2	0	4	.500	0	0	0	0	0	0	0	0	0
14	Calli Corley	5	1	1	3	.000	4	3	0	2	26	0	0	0	1
33	LeMeita Smith	5	11	7	35	.114	0	0	0	0	1	0	1	0	0
TEAM											3				
TOTAL		5	77	31	179	.257	75	9	6	10	75	1	12	0	3

SOUTH CAROLINA (1-1)															
NO	PLAYER	GP	K	E	TA	PCT	A	SA	SE	RE	DIG	BS	BA	BE	BHE
2	Iris Santos	5	5	1	14	.286	62	1	2	0	10	0	5	0	3
3	Crystal Johnson	5	6	2	15	.267	0	0	0	0	0	0	3	0	0
6	Alexcis Thomson	5	0	0	1	.000	4	1	3	0	9	0	0	0	0
7	Marija Milosevic	5	7	5	30	.067	1	1	0	0	6	0	2	1	0
14	Shonda Cole	5	37	6	65	.477	0	2	2	0	8	0	5	0	0
20	Belita Salters	5	5	2	12	.250	0	0	0	0	1	0	5	0	0
1	Ivana Kujundzic	5	0	1	1	1.000	0	4	2	0	3	0	2	0	0
4	Sarah Cline	4	0	0	1	.000	1	0	0	1	2	0	0	1	0
5	Lynae Vanden Hull	5	11	2	30	.300	0	0	2	0	0	0	0	0	0
8	Dinelia Concepcion	5	0	1	1	1.000	2	0	0	4	16	0	0	0	0
13	Meredith Moorhead	2	2	1	10	.100	0	0	1	2	5	0	0	0	0
TEAM											2				
TOTAL		5	73	21	180	.289	70	10	13	9	60	0	22	2	3

FORT WORTH, Texas (Aug. 25, 2006) — South Carolina senior outside hitter Shonda Cole ripped a school-record 37 kills Friday night in Fort Worth, Texas, but the match ended in a 3-2 (30-23, 30-26, 28-30, 26-30, 11-15) loss to the TCU Horned Frogs.

Cole made just six errors in her 65 attacks en route to a .477 hitting percentage. She surpassed the previous record of 32 by Lori Rowe in a 1983 match against Louisville. In the process, Cole also ascended to No. 6 on Carolina's all-time list for kills with 1,127. She tallied 18 kills in USC's first match of the day for a single-day total of 55.

"Thirty-seven kills in a loss; I hate to see that," USC head coach Nancy Somera said. "It kind of shows that one person can't win it for you. All in all, it was a really good competitive volleyball match. TCU stayed tough at the end and out-scrapped us. They dug 15 more balls than we did. We'll be able to take some things away from that match and work on them to get better."

Senior outside hitter Lynae Vanden Hull also was in double digits in the kills category for South Carolina with 11. Senior setter Iris Santos tallied 10 digs, while sophomore libero Dinelia Concepcion led the squad with 16.

The Gamecocks out-hit the Horned Frogs .289 (73-21-180) to .257 (77-31-179). Digs favored TCU 75-60 and South Carolina had 11 blocks to TCU's seven.

2006 SEASON IN REVIEW



BOX SCORES & RECAPS

MATCH 3 Loyola (Md.) 15 10 18
 South Carolina 30 30 30

Aug. 26, 2006 • Fort Worth, Texas • Win, 3-0

LOYOLA (MD.) (0-3)

NO	PLAYER	GP	K	E	TA	PCT	A	SA	SE	RE	DIG	BS	BA	BE	BHE
8	Kim Burton	1	1	0	3	.333	0	0	0	0	0	0	0	0	0
10	Nicole Scimeme	3	0	2	5	-.400	0	0	2	0	5	0	0	0	0
11	Chrissey Cruz	3	1	1	8	.000	16	0	3	0	4	0	0	0	1
12	Karlee Woodward	3	1	2	11	-.091	0	0	0	0	0	0	1	0	0
13	Blair Snyder	3	9	4	27	.185	1	0	1	2	7	0	0	1	2
14	Rachel Schillinger	3	1	4	11	-.273	0	0	0	0	0	0	0	1	0
2	Kimi Gabriel	3	0	2	4	-.500	0	0	0	3	7	0	0	0	0
4	Maddie Fuller	2	1	1	6	.000	0	0	0	0	2	0	0	0	1
16	Samantha Greenbaum	3	0	0	1	.000	0	1	0	1	4	0	0	0	0
25	Kelly Nevin	2	3	2	12	.083	0	0	0	0	0	0	1	0	0
38	Anastasia Collins	1	0	0	3	.000	0	0	0	0	0	0	0	0	0
	TEAM										3				
TOTAL		3	17	18	91	-.011	17	1	7	9	29	0	2	2	4

SOUTH CAROLINA (2-1)

NO	PLAYER	GP	K	E	TA	PCT	A	SA	SE	RE	DIG	BS	BA	BE	BHE
2	Iris Santos	2	1	0	1	1.000	19	0	0	0	1	0	0	0	1
3	Crystal Johnson	2	4	1	8	.375	0	1	0	0	1	0	0	0	0
5	Lynae Vanden Hull	3	12	1	20	.550	0	4	1	0	5	1	1	0	0
7	Marija Milosevic	3	7	6	24	.042	0	1	0	0	3	0	0	0	0
14	Shonda Cole	3	11	2	17	.529	4	0	0	0	9	0	3	0	0
20	Belita Salters	3	7	0	9	.778	0	0	0	0	5	0	3	0	0
1	Ivana Kujundzic	2	0	1	1	-1.000	0	0	0	0	4	1	2	0	0
4	Sarah Cline	1	0	0	0	.000	0	0	0	0	1	0	0	0	0
6	Alexcis Thomson	3	1	1	2	.000	0	0	1	1	8	0	0	0	0
8	Dinelia Concepcion	2	0	0	0	.000	0	0	0	0	7	0	0	0	0
9	Petra Lorenzi	3	1	0	2	.500	19	1	0	0	6	0	1	0	1
11	Christine Hauer	1	1	0	1	1.000	0	0	0	0	0	0	0	0	0
13	Meredith Moorhead	2	5	5	14	.000	3	2	1	0	3	0	0	0	0
TOTAL		3	50	17	99	.333	45	9	3	1	53	2	10	0	2

FORT WORTH, Texas (Aug. 26, 2006) — The South Carolina volleyball team improved to 2-1 in 2006 with a 3-0 (30-15, 30-10, 30-18) drubbing of Loyola (Md.) on Saturday morning in Fort Worth, Texas.

South Carolina plowed through game one, piling up 20 kills and hitting .389 (20-6-36). Senior outside hitter Shonda Cole chipped in five kills and six digs in the frame. USC also got four kills apiece from senior outside hitter Lynae Vanden Hull and sophomore outside hitter Marija Milosevic.

The Garnet & Black won the first 12 rallies in game two and led 18-2 after 20 points had been played. Sophomore setter Petra Lorenzi played the entire stanza after entering game one following USC's 23rd point for her first appearance of the season. Freshman middle blocker Christine Hauer entered the match in the second game for her first career appearance.

The Gamecocks started slow in the third game, falling behind 7-2 early, but countered with a 7-0 run to take the lead for good. USC spread its offense around and capitalized on several free balls from the Greyhounds to close out the victory.

"It was a little bit of a lopsided match, but you want to see if you can stay focused and keep making the right decisions," Gamecock head coach Nancy Somera said. "I thought Lynae (Vanden Hull) did a good job of that and her stats reflect it. She gets those stats because despite the situation, she plays every point the way it should be regardless of who the opponent is. I would have liked to have seen that from some other people."

Vanden Hull led USC with 12 kills and made just one attack error for a career-high .550 hitting percentage. She tacked on four service aces and five digs as well. Cole finished with 11 kills for her third consecutive match in double figures, and she fell one dig short of her second double-double of the year. Starting senior setter Iris Santos finished with 19 assists, as did Lorenzi.

As a team, South Carolina hit .333 (50-17-99) for its highest percentage since posting a .362 figure against Houston last year on Sept. 16. The Gamecocks' 53 digs was 24 more than the Greyhounds recorded and USC posted 33 more kills.

MATCH 4 Texas A&M-C.C. 24 19 17
 South Carolina 30 30 30

Aug. 26, 2006 • Fort Worth, Texas • Win, 3-0

TEXAS A&M-CORPUS CHRISTI (1-2)

NO	PLAYER	GP	K	E	TA	PCT	A	SA	SE	RE	DIG	BS	BA	BE	BHE
1	Paula Araujo	3	4	3	11	.091	25	0	0	0	2	0	1	0	2
4	Eileen Newton	3	4	0	9	.444	0	0	0	0	0	1	1	0	0
5	Lauren Paslay	3	5	5	17	.000	0	0	1	0	2	0	1	0	1
6	Kasey McBreaty	2	3	6	21	-.143	0	0	0	2	7	0	0	1	0
9	Megan McDougall	2	2	4	7	-.286	0	0	0	0	0	0	0	0	0
11	Christie Feliz	3	11	7	35	.114	1	2	2	2	8	0	1	1	0
2	Jordan Wagner	3	2	1	6	.167	0	0	0	1	2	0	0	0	0
3	Laura North	3	0	0	0	.000	1	0	0	0	6	0	0	0	1
8	Lynn Elsberry	1	0	0	0	.000	0	0	0	0	0	0	0	0	0
10	Amanda Munoz	2	0	0	0	.000	0	0	0	0	0	0	0	0	0
12	Carola Marcengo	3	0	1	1	-1.000	0	0	0	0	3	0	0	0	0
13	Ashley Thigpen	3	1	2	7	-.143	0	0	0	0	2	0	0	0	0
TOTAL		3	32	29	114	.026	27	2	3	5	32	1	4	2	4

SOUTH CAROLINA (3-1)

NO	PLAYER	GP	K	E	TA	PCT	A	SA	SE	RE	DIG	BS	BA	BE	BHE
2	Iris Santos	3	6	0	10	.600	38	0	1	0	7	1	2	0	0
3	Crystal Johnson	3	2	3	10	-.100	0	1	1	0	1	0	7	0	0
5	Lynae Vanden Hull	3	6	2	15	.267	0	0	1	0	4	0	1	1	0
7	Marija Milosevic	3	12	4	21	.381	1	0	2	1	3	0	1	0	0
14	Shonda Cole	3	16	4	30	.400	2	2	2	0	4	1	6	1	0
20	Belita Salters	3	6	1	10	.500	3	0	0	0	2	1	3	0	0
4	Sarah Cline	2	0	0	0	.000	0	1	1	0	4	0	0	0	0
6	Alexcis Thomson	3	0	0	0	.000	2	1	4	0	11	0	0	0	0
8	Dinelia Concepcion	3	0	0	0	.000	0	0	0	0	4	0	0	0	0
	TEAM										1				
TOTAL		3	48	14	96	.354	46	5	12	2	40	3	20	2	0

FORT WORTH, Texas (Aug. 26, 2006) — South Carolina's volleyball team improved to 3-1 Saturday evening in Fort Worth, Texas, with a 3-0 (30-24, 30-19, 30-17) win over Texas A&M-Corpus Christi in the TCU Molten/La Quinta Invitational.

South Carolina used its blocking prowess throughout the first game, tallying six as a team. Junior middle blocker Crystal Johnson racked up five block assists, while senior outside hitter Shonda Cole added four assists and seven kills.

The Gamecocks' blocking and accurate hitting continued in games two and three, while the Islanders were plagued by errors. Texas A&M-Corpus Christi had a negative hitting percentage in the second game with seven kills and eight misfires. Between the second and third games, South Carolina posted 32 kills and just seven errors while hitting .417 (32-7-60).

Cole led USC with her 16 kills and seven blocks. Sophomore outside hitter Marija Milosevic reached double figures in the kills category for the first time this season with a dozen. Senior setter Iris Santos flirted with a triple-double thanks to six kills, 38 assists and seven digs.

The Gamecocks finished with a .354 (48-14-96) hitting percentage and totaled 13 blocks. Corpus Christi hit just .026 (32-29-114) and made three blocks.

"As we've gone through the weekend, we talked about getting the block cleaned up a lot more, and we looked a lot better in this match," USC head coach Nancy Somera said. "I didn't like how many serves we missed. That's something we'll be working on. I thought that cost us the TCU match."

"All in all, going 3-1 for opening weekend, that's good. You want to be greedy and be 4-0, but we'll learn from the mistakes in the TCU match, and it will make us a better team."

Cole and Santos were named to the All-Tournament Team following the conclusion of the event. Cole averaged 5.86 kills per game and hit a stellar .408 (82-120-152) during the four matches. Santos had 12.15 assists, 1.15 kills and 1.54 assists per game.

2006 SEASON IN REVIEW

BOX SCORES & RECAPS



MATCH	5	Clemson	25	30	30	25	13
		South Carolina	30	22	24	30	15
		Aug. 31, 2006 • Clemson, S.C. • Win, 3-2					

CLEMSON (1-3)

NO	PLAYER	GP	K	E	TA	PCT	A	SA	SE	RE	DIG	BS	BA	BE	BHE
3	Meghan Steiner	5	12	3	25	.360	1	0	0	0	0	0	5	2	0
6	Jeannette Abbott	5	16	7	44	.205	1	0	4	2	9	0	0	1	0
8	Danielle Hepburn	5	14	1	21	.619	0	2	1	0	2	0	4	0	0
9	Leslie Mansfield	5	7	6	29	.034	0	1	1	2	11	0	1	1	0
13	Lia Proctor	5	17	7	35	.286	0	0	0	0	0	0	0	0	0
14	Courtney Lawrence	2	0	0	0	.000	6	0	1	0	0	0	0	0	0
1	Anna Vallinich	5	0	0	2	.000	1	0	2	1	7	0	0	0	0
2	Laura Boozer	1	0	0	0	.000	1	0	0	0	0	0	0	0	0
4	Sue Eckman	2	0	0	0	.000	0	0	0	0	0	0	0	0	0
7	Didem Ege	5	0	0	0	.000	3	0	1	2	14	0	0	0	0
15	Kelsey Murphy	5	0	0	4	.000	27	0	0	0	1	1	8	1	0
16	Dawn Robertson	5	0	0	0	.000	19	2	1	0	5	0	0	0	0
TEAM											1				
TOTAL		5	67	24	161	.267	59	5	11	8	49	1	18	5	0

SOUTH CAROLINA (4-1)

NO	PLAYER	GP	K	E	TA	PCT	A	SA	SE	RE	DIG	BS	BA	BE	BHE
2	Iris Santos	5	5	3	16	.125	62	2	0	0	10	0	1	0	0
3	Crystal Johnson	5	3	1	5	.400	0	1	4	0	0	2	3	0	0
5	Lynae Vanden Hull	5	7	5	17	.118	0	0	0	0	4	0	0	0	0
7	Marija Milosevic	5	9	7	27	.074	0	1	3	1	2	0	1	1	0
14	Shonda Cole	5	36	8	60	.467	4	1	4	0	9	1	3	3	0
20	Belita Salters	5	8	3	18	.278	2	0	0	0	2	1	2	2	0
1	Ivana Kujundzic	4	0	0	0	.000	0	1	3	0	2	0	0	0	0
4	Sarah Cline	5	0	0	0	.000	1	0	1	0	10	0	0	0	0
6	Alexcis Thomson	5	2	0	4	.500	0	0	1	1	19	0	0	0	0
8	Dinelia Concepcion	5	0	0	0	.000	0	0	1	0	1	0	0	0	0
13	Meredith Moorhead	4	6	2	15	.267	1	2	1	1	1	0	0	0	0
TEAM											2				
TOTAL		5	76	29	162	.290	70	8	18	5	60	4	10	6	0

CLEMSON, S.C. (Aug. 31, 2006) — Senior outside hitter Shonda Cole blasted 36 kills in helping the South Carolina volleyball team defeat intrastate rival Clemson in a 3-2 (30-25, 22-30, 24-30, 30-25, 15-13) thriller Thursday night on the Tigers' home floor in front of 1,823 fans. The Gamecocks improved to 4-1 on the year with the win, while the Tigers dropped to 1-3.

"I can't tell you how many rivalry matches come down to two points in the fifth game," USC head coach Nancy Somera said. "It was the never-say-die attitude at its best tonight."

South Carolina came out with a dominant performance in the first game. The Gamecocks led by as many as eight at 21-13 after a hitting error by the Tigers. Clemson did respond, though, and managed to tie things up at 23 apiece, but South Carolina rallied to take seven of the next nine points.

Clemson came back to win games two and three, but South Carolina managed to crawl back into the match after it was down 11-8 in the fourth game. A kill by Cole closed the margin to two and put one of USC's best servers, sophomore outside hitter Marija Milosevic, on the back line. Milosevic tallied just nine kills in the match, but her tough jump serve helped the Gamecocks score the next four points to lead 13-11.

The Gamecocks never relinquished the lead in game four, and their defensive pursuit began to wear down Clemson. USC freshman outside hitter Meredith Moorhead provided a big lift for South Carolina as well, tallying four kills in the frame and two aces.

"Meredith steadied some things out for us," Somera said. "She took some big swings and stabilized our passing. She did a great job of helping us keep our composure."

In game five, Clemson held an 8-6 lead at the changeover, but USC won the next two points to tie the match up once again. With the Gamecocks clinging to a 12-11 advantage, junior middle blocker Crystal Johnson came up with an unexpected solo block that put South Carolina within two points of winning the match. Carolina eventually won on a service error by the Tigers' Anna Vallinich.

"I told the team before the match to be disciplined but to play with its instincts," Somera said. "You never win a big match if you don't trust your instincts and second-guess yourself. Crystal's instincts told her to block that ball and it worked and it was a huge block for us."

As a team, the Gamecocks recorded eight blocks to Clemson's 10. USC out-hit Clemson .282 (76-30-163) to .267 (67-24-161). Carolina had 60 digs, 11 more than the Tigers.

Cole's 36 kills fell one shy of tying a school record she set against TCU earlier in the season on Aug. 25. She is the only player in school history to record 30-plus kills multiple times in her career.

Senior defensive specialist Alexcis Thomson tallied 19 digs for South Carolina, 12 of which game between games four and five. Freshman defensive specialist Sarah Cline dug 10 balls, as did senior setter Iris Santos, who also added 62 assists and five kills.

MATCH	6	Charlotte	27	19	24
		South Carolina	30	30	30
		Sept. 1, 2006 • Clemson, S.C. • Win, 3-0			

CHARLOTTE (3-1)

NO	PLAYER	GP	K	E	TA	PCT	A	SA	SE	RE	DIG	BS	BA	BE	BHE
2	Alma Arroyo	3	8	7	21	.048	0	1	0	2	10	0	1	0	1
4	Lynae Mulder	3	5	3	14	.143	0	0	0	0	1	0	1	0	0
5	Courtney Cowles	3	0	0	1	.000	0	0	1	1	1	0	0	0	0
9	Eden Ramos	3	0	0	2	.000	33	2	0	0	5	0	0	0	5
10	Kathleen Hicks	3	6	1	10	.500	0	0	0	0	2	0	2	0	0
13	Cori Dayton	3	11	4	30	.233	0	0	6	1	3	0	0	1	0
3	Jessica Oldenburg	3	9	5	22	.182	1	0	0	0	0	0	2	0	0
12	Kelly Schmidt	3	0	0	0	.000	0	2	3	4	8	0	0	0	0
14	Carly Romberg	3	0	0	0	.000	0	1	1	4	4	0	0	0	0
TOTAL		3	39	20	100	.190	34	6	11	12	34	0	6	1	6

SOUTH CAROLINA (5-1)

NO	PLAYER	GP	K	E	TA	PCT	A	SA	SE	RE	DIG	BS	BA	BE	BHE
2	Iris Santos	3	5	1	11	.364	30	2	1	0	8	1	3	1	2
3	Crystal Johnson	3	3	2	5	.200	0	0	0	0	1	0	3	0	0
5	Lynae Vanden Hull	3	3	0	13	.231	4	0	1	0	5	0	1	0	0
7	Marija Milosevic	3	8	4	18	.222	0	0	1	0	2	0	2	0	0
14	Shonda Cole	3	15	4	29	.379	0	3	0	0	3	1	1	0	0
20	Belita Salters	3	6	3	14	.214	1	1	2	0	0	2	4	0	0
1	Ivana Kujundzic	2	0	0	0	.000	0	1	0	0	0	0	0	0	0
4	Sarah Cline	3	0	0	1	.000	0	0	0	1	7	0	0	0	0
6	Alexcis Thomson	3	0	0	0	.000	1	2	0	3	9	0	0	0	0
8	Dinelia Concepcion	3	0	0	0	.000	0	3	0	2	2	0	0	0	0
9	Petra Lorenzi	1	0	1	1	-1.000	1	0	0	0	0	0	0	0	0
13	Meredith Moorhead	1	0	1	3	-.333	0	0	0	0	0	0	0	0	0
TOTAL		3	40	16	95	.253	37	12	7	6	37	4	14	1	2

CLEMSON, S.C. (Sept. 1, 2006) — South Carolina's volleyball team improved to 5-1 Friday morning with a 3-0 (30-27, 30-19, 30-24) victory over Charlotte in the Big Orange Bash tournament in Clemson, S.C. It was the first loss of the season for the 49ers, dropping them to 3-1.

Both squads battled back and forth in the first game, with the score tied 26-all after 52 points. Senior setter Iris Santos came away with a solo block to put the Gamecocks ahead and sophomore outside hitter Marija Milosevic ripped a kill on the next play to give USC a two-point advantage. Santos finished the game off with a kill on a free ball that barely floated over the net.

USC quickly snatched a 5-1 advantage after six rallies in the second game and never looked back. The Gamecocks doubled-up the 49ers at 18-9 following a kill by sophomore middle blocker Belita Salters. Charlotte crept back into the game by winning the next five points, but South Carolina recovered. Senior outside hitter Shonda Cole's 10th kill and third ace of the match gave Carolina the 11-point game two win.

The Gamecocks trailed 20-19 in game three before outscoring the 49ers 10-5 the rest of the way. Cole gave USC a pair of kills during the run, while Santos and Milosevic each added an ace to help the cause.

Cole led South Carolina in kills with 15 on 29 attempts and she added three aces while committing no service errors. Milosevic tallied eight kills and Salters tossed in six kills to go along with six blocks. Santos finished with 30 assists, eight digs and four blocks.

USC hit at a .253 (40-16-95) clip for the match, compared to .190 (39-20-100) for Charlotte. After 18 services errors last night, the Gamecocks limited themselves to just seven while hitting a dozen aces. The 49ers had six aces and 11 errors.



BOX SCORES & RECAPS

MATCH 7 Tennessee State 21 30 27 23
South Carolina 30 25 30 30

Sept. 1, 2006 • Clemson, S.C. • Win, 3-1

TENNESSEE STATE (0-2)

NO	PLAYER	GP	K	E	TA	PCT	A	SA	SE	RE	DIG	BS	BA	BE	BHE
1	Endia Oliver	4	1	3	14	.143	1	0	0	0	1	1	6	0	0
2	Erika Godbolt	4	8	4	27	.148	2	1	2	3	21	0	2	0	0
12	Meesha Jackson	4	13	4	25	.360	0	0	0	0	3	1	6	1	0
13	Tiana Maua	4	7	4	20	.150	24	4	3	0	4	0	1	0	4
14	Kelley Smith	4	2	3	13	-.077	0	0	0	0	0	0	6	0	0
15	Kelly Davis	4	9	9	39	.000	1	0	2	2	5	0	3	0	0
3	Megan McKinney	2	0	0	0	.000	0	0	0	0	1	0	0	0	0
4	Katie Lippi	4	0	0	1	.000	1	2	0	6	10	0	0	0	0
7	Mariana Rezende	4	1	0	1	1.000	7	3	1	0	6	0	0	0	0
TOTAL		4	41	27	140	.100	36	10	8	11	51	2	24	1	4

SOUTH CAROLINA (6-1)

NO	PLAYER	GP	K	E	TA	PCT	A	SA	SE	RE	DIG	BS	BA	BE	BHE
2	Iris Santos	4	4	2	13	.154	44	3	0	0	9	0	2	1	1
3	Crystal Johnson	4	6	2	11	.364	1	0	0	1	1	0	3	1	0
4	Sarah Cline	4	0	0	0	.000	0	0	0	1	8	0	0	0	0
13	Meredith Moorhead	3	8	7	24	.042	0	0	2	1	5	0	1	0	1
14	Shonda Cole	3	16	11	40	.125	1	3	2	0	5	0	0	0	1
20	Belita Salters	3	6	1	10	.500	1	1	1	0	3	1	0	2	0
1	Ivana Kujundzic	3	1	1	4	.000	0	0	1	0	0	0	3	0	0
5	Lynae Vanden Hull	4	9	8	36	.028	0	1	2	1	5	0	0	0	0
6	Alexcis Thomson	4	0	0	0	.000	0	0	1	2	19	0	0	0	0
7	Marija Milosevic	4	12	3	24	.375	2	1	1	2	2	0	2	0	0
8	Dinelia Concepcion	4	0	0	0	.000	0	2	1	2	8	0	0	0	0
9	Petra Lorenzi	2	0	0	0	.000	6	0	0	0	0	0	1	0	1
TOTAL		4	62	35	162	.167	55	11	11	10	65	1	12	4	3

CLEMSON, S.C. (Sept. 1, 2006) — The South Carolina volleyball team ran its winning streak to five Friday afternoon with a 3-1 (30-21, 25-30, 30-27, 30-23) victory against Tennessee State in Clemson, S.C. The Gamecocks improved to 6-1 with the win and Tennessee State dropped to 0-2.

USC jumped on the Tigers early in the first game, building as much as a 12-point lead. Freshman outside hitter Meredith Moorhead put the Gamecocks ahead 26-15 with a kill from the right side and she later hit the game-winning kill as well.

South Carolina began to show the effects of playing its third match in less than 24 hours in game two. The Gamecocks had a 14-12 upper hand before Tennessee State scored six consecutive points to lead by four. Half of those points were attributed to miscues by the Gamecocks.

"For whatever reason, the tournament format had us in our third match in less than 24 hours," USC head coach Nancy Somera said. "That's a lot of volleyball. I'm really proud of the team for just grinding that one out because it's hard to be sharp when you're mentally and physically fatigued. It wasn't always pretty, but I liked that we scrapped it out and won some huge momentum points with our defense."

Tennessee State gave the Gamecocks fits in game three despite trailing 24-16. The Tigers managed to win 10 of the next 13 rallies to pull within a point, but South Carolina countered with a kill from senior outside hitter Shonda Cole and an ace by sophomore libero Dinelia Concepcion. Senior setter Iris Santos used a dump shot to win the game.

The Gamecocks were cruising through the fourth frame, leading by as many as eight at 14-6. TSU again responded, going on a 14-6 run of its own to tie the match up at 20. With the score still deadlocked at 22, USC outside hitter Marija Milosevic hit her 11th kill of the match to put her squad ahead 23-22.

Sophomore middle blocker Belita Salters led the Gamecocks in closing out the match as she went back to serve following Milosevic's kill. South Carolina won six consecutive points with her serving and her defense played a major role in several rallies.

"Belita gets the game ball for this match," Somera said. "She kept the pressure on with her serve during that series and dug her area of the court. Belita had a couple of key coverage balls as well. She did everything she was supposed to do in that position."

Salters finished the match with six kills and three digs. Cole led the Gamecocks with 16 kills, while Milosevic finished with a dozen. Santos finished one dig shy of a double-double thanks to 44 assists, and senior defensive specialist Alexcis Thomson tallied 19 digs.

MATCH 8 Western Carolina 20 15 18
South Carolina 30 30 30

Sept. 2, 2006 • Clemson, S.C. • Win, 3-0

WESTERN CAROLINA (1-7)

NO	PLAYER	GP	K	E	TA	PCT	A	SA	SE	RE	DIG	BS	BA	BE	BHE
1	Kate Willard	3	0	1	1	-1.000	1	0	0	0	3	0	0	0	0
3	Meghan Boyle	3	2	2	8	.000	3	0	1	0	5	0	1	0	0
5	Heather Koontz	3	9	6	21	.143	1	0	0	3	2	0	0	0	0
6	Meredith Harmon	3	6	3	22	.136	0	0	0	0	0	1	1	0	0
10	Katie Hennessey	3	4	2	13	.154	22	0	0	0	3	0	0	0	3
13	Brittney Johnson	3	3	4	18	-.056	0	2	2	0	1	0	1	1	0
4	Liz Rondone	3	0	0	2	.000	1	0	1	1	14	0	0	0	0
7	Amanda Todd	3	0	0	0	.000	0	0	0	2	2	0	0	0	0
8	Lauren Brown	1	0	0	0	.000	0	0	0	0	0	0	0	0	0
12	Krista Neumann	3	4	3	14	.071	1	0	0	1	1	0	0	0	0
14	Amanda Kerr	2	3	2	7	.143	0	0	1	0	0	0	1	0	0
TOTAL		3	31	23	106	.075	29	2	5	7	31	1	4	1	3

SOUTH CAROLINA (7-1)

NO	PLAYER	GP	K	E	TA	PCT	A	SA	SE	RE	DIG	BS	BA	BE	BHE
2	Iris Santos	3	7	0	10	.700	32	0	3	0	13	0	2	0	2
3	Crystal Johnson	3	3	0	8	.375	1	0	0	0	1	0	2	1	0
7	Marija Milosevic	3	6	3	17	.176	3	2	2	0	6	0	0	0	0
8	Dinelia Concepcion	3	0	0	0	.000	0	0	0	0	2	0	0	0	0
14	Shonda Cole	3	16	1	26	.577	6	2	1	0	7	2	1	1	1
20	Belita Salters	3	6	1	9	.556	1	3	0	0	3	0	2	0	1
1	Ivana Kujundzic	1	1	0	2	.500	0	0	0	0	0	0	0	0	0
4	Sarah Cline	3	0	1	1	-1.000	1	0	0	1	1	0	0	0	0
5	Lynae Vanden Hull	3	11	1	17	.588	1	0	0	0	0	0	1	0	0
6	Alexcis Thomson	3	0	0	1	.000	0	0	1	1	10	0	0	0	0
9	Petra Lorenzi	1	0	0	0	.000	3	0	0	0	0	0	0	0	2
13	Meredith Moorhead	1	1	0	2	.500	0	0	0	0	1	0	0	0	0
TOTAL		3	51	7	93	.473	48	7	7	2	44	2	8	2	6

CLEMSON, S.C. (Sept. 2, 2006) — South Carolina's volleyball team claimed the Big Orange Bash tournament title Saturday afternoon in Clemson, S.C., with a 3-0 (30-20, 30-15, 30-18) victory against Western Carolina. The Gamecocks posted a 4-0 record in Clemson's tournament, also defeating Clemson 3-2 on Thursday night and Charlotte and Tennessee State by scores of 3-0 and 3-1 on Friday.

USC moved to 7-1 with the win and extended its winning streak to six, while the Cata-mounts fell to 1-7 on the year.

Following the victory, USC senior setter Iris Santos and sophomore middle blocker Belita Salters were named to the All-Tournament Team. Senior outside hitter Shonda Cole was chosen Most Valuable Player. It was the second week in a row Cole and Santos were named to an all-tourney team, doing so at the TCU Molten/La Quinta Invitational a week ago.

Cole averaged 5.93 kills and 1.71 digs per game while hitting .381 (83-24-155) over the course of the tournament. In Thursday's match with Clemson, she registered 36 kills, which fell one shy of tying the single-match school record she set earlier in the season at TCU.

Santos had 1.4 kills, 11.2 assists and 2.67 digs per game, while Salters tallied 1.86 kills with a .353 (26-8-51) hitting percentage and 0.86 blocks.

"Iris is solidly leading the team emotionally," South Carolina head coach Nancy Somera said. "That was something we talked about being the key role of her in the starting setting position. She has kept the other five moving in the right direction each play. Her athleticism allows her to make some really great plays at the net, and she can save a lot of plays and win jousts."

"Shonda did what she's supposed to do. She has an outstanding supporting cast around her, which was the difference in winning all those matches. There were times last year when people would dump all the responsibility on her shoulders, but everybody is carrying their own weight now and she can play more freely."

"Belita has really emerged as a focused player and she's very trustworthy," Somera continued. "Her teammates really rely on her to take care of her position and her responsibilities there. She also brings such a positive energy to the floor. Belita is always kind of a crowd favorite. There's something about her that makes you want to cheer for her. She rarely ever gets down on herself, and people pick up on it."

The Gamecocks controlled Saturday's match with Western Carolina from the first serve. Cole led the team in kills with 16, while classmate Lynae Vanden Hull ripped 11. Santos came close to picking up her second career triple-double with seven kills, 32 assists and 13 digs.

USC's .473 (51-7-93) hitting percentage was the fifth-best single-match tally in school history and the first time it hit .400 or better since connecting on a .408 (49-9-98) clip versus Tennessee on Nov. 8, 2002. The Gamecocks had 44 digs to the Cata-mounts' 31 and recorded 20 more kills as well.

2006 SEASON IN REVIEW

BOX SCORES & RECAPS



MATCH 9 St. John's 27 24 31 33 15
 South Carolina 30 30 29 31 10
 Sept. 8, 2006 • Columbia, S.C. • Loss, 2-3

ST. JOHN'S (8-0)

NO	PLAYER	GP	K	E	TA	PCT	A	SA	SE	RE	DIG	BS	BA	BE	BHE
4	Jenna Schweitzer	2	0	0	1	.000	0	0	0	0	1	0	0	0	0
10	Latoya Blunt	5	14	7	27	.259	0	0	0	0	2	1	2	0	0
14	Viola Leszczynska	5	9	7	28	.071	41	5	1	0	9	0	0	2	1
17	Casie Brooks	5	3	3	14	.000	18	3	1	1	11	0	4	0	0
19	Alanna Rutan	2	0	0	0	.000	0	0	0	0	0	0	0	0	0
28	Caitlin Rimgaila	5	13	5	29	.276	0	3	1	0	1	0	2	0	0
5	Dana DeMayo	2	1	3	7	-.286	0	0	0	2	4	0	0	0	0
7	Kathleen Yee	5	0	0	0	.000	3	0	1	2	20	0	0	0	0
8	Hui Ping Huang	5	21	4	41	.415	3	1	2	0	9	1	0	1	0
22	Patti Hardimon	5	10	10	39	.000	2	1	3	1	8	0	0	0	0
TEAM											1				
TOTAL		5	71	39	186	.172	67	14	9	7	65	2	8	3	1

SOUTH CAROLINA (7-2)

NO	PLAYER	GP	K	E	TA	PCT	A	SA	SE	RE	DIG	BS	BA	BE	BHE
2	Iris Santos	5	6	2	13	.308	56	1	2	0	11	1	7	1	2
3	Crystal Johnson	5	3	1	9	.222	0	0	0	0	0	2	11	2	0
7	Marija Milosevic	5	13	6	38	.184	2	0	2	1	10	0	2	1	0
8	Dinelia Concepcion	5	0	0	0	.000	0	0	1	1	5	0	0	0	0
14	Shonda Cole	5	32	10	65	.338	4	1	1	0	3	1	3	1	1
20	Belita Salters	5	10	2	15	.533	2	1	2	1	2	1	4	2	0
1	Ivana Kujundzic	5	0	0	0	.000	0	2	2	0	2	0	0	0	0
4	Sarah Cline	5	0	1	1	-1.000	0	0	0	3	0	0	0	0	0
5	Lynae Vanden Hull	4	2	2	13	.000	0	0	1	1	0	0	1	0	0
6	Alexcis Thomson	5	1	0	1	1.000	1	1	0	5	20	0	0	0	0
13	Meredith Moorhead	3	4	4	19	.000	0	0	0	1	3	0	2	1	0
TEAM											1				
TOTAL		5	71	28	174	.247	65	7	11	14	56	5	30	8	3

COLUMBIA, S.C. (Sept. 8, 2006) — South Carolina senior outside hitter Shonda Cole posted her third 30-kill match of the year Friday morning, but it came in a 3-2 (30-27, 30-24, 29-31, 31-33, 10-15) loss to St. John's in the opening match of the Gamecock Invitational. USC dropped to 7-2 with the loss, while St. John's improved to 8-0.

The Gamecocks steadily built a 20-16 lead after a hitting error by the Red Storm. St. John's closed to within one at 24-23 after a kill by Caitlin Rimgaila, but the Gamecocks won four of the next five points. Cole closed out the game with a kill to put USC ahead 1-0.

St. John's jumped out to a 10-5 advantage in game two following a miscue by South Carolina. Still trailing 14-10, the Gamecocks slowly crept back and tied things up at 16. After the Red Storm regained a 23-19 advantage, South Carolina middle blocker Belita Salters recorded a kill to give teammate Ivana Kujundzic the serve. With Kujundzic serving, the Gamecocks managed to win nine points in a row before winning on a St. John's service error.

South Carolina was up 20-15 in game three before St. John's mounted a comeback, winning eight points in a row to take a 23-20 lead. The Gamecocks, however, recovered and tied the match up at 26. USC and St. John's were still tied 29-all, and the Red Storm used a kill by Patti Hardimon and a South Carolina hitting error to send the match to a fourth game.

The Gamecocks were down 21-11 in game four but managed to win 12 of the next 13 rallies to lead 23-22. Sophomore outside hitter Marija Milosevic served a key stretch during the run, as South Carolina won eight points in a row. USC had three chances to win the match up 29-28, 30-29 and 31-30, but St. John's was able to deny them the win each time and eventually won off a Gamecock hitting error.

The Red Storm quickly led 4-0 in game five before South Carolina closed the margin to one, 9-8. St. John's used its precision hitting and relentless defense the rest of the way to earn the victory.

Cole finished with 32 kills on 65 attempts to lead the Gamecocks. Milosevic had a double-double with 13 kills and 10 digs. Setter Iris Santos tallied 56 assists and 11 digs for her fifth double-double of the year. Senior libero Alexcis Thomson posted a career-high 20 digs.

MATCH 10 #10 Southern Calif. 30 30 30
 South Carolina 22 21 23
 Sept. 8, 2006 • Columbia, S.C. • Loss, 0-3

SOUTHERN CALIFORNIA (8-0)

NO	PLAYER	GP	K	E	TA	PCT	A	SA	SE	RE	DIG	BS	BA	BE	BHE
5	Jessica Gysin	3	13	3	25	.400	0	0	1	0	7	0	1	3	0
7	Asia Kaczor	3	15	3	23	.522	1	1	0	2	6	0	2	1	2
9	Taylor Carico	3	2	0	3	.667	42	2	1	0	2	0	2	0	1
10	Bethany Johansen	3	6	3	12	.250	0	0	0	0	1	1	3	0	0
12	Diane Copenhagen	3	13	5	30	.267	0	1	1	1	5	0	1	0	0
26	Kelli Tennant	3	2	1	7	.143	0	1	2	0	0	1	3	0	0
2	Debora Seilhamer	3	0	0	0	.000	2	0	0	0	8	0	0	0	0
3	Alli Hillgren	1	0	0	0	.000	0	1	0	0	1	0	0	0	0
24	Chelsea Wilson	2	0	0	0	.000	0	0	0	0	0	0	0	0	0
32	Alli Dillon	2	0	0	0	.000	0	0	0	0	1	0	0	0	0
TEAM											1				
TOTAL		3	51	15	100	.360	45	7	5	4	31	2	12	4	3

SOUTH CAROLINA (7-3)

NO	PLAYER	GP	K	E	TA	PCT	A	SA	SE	RE	DIG	BS	BA	BE	BHE
2	Iris Santos	3	5	3	14	.143	28	0	1	0	3	0	4	0	0
3	Crystal Johnson	3	2	0	4	.500	0	0	0	0	0	0	2	2	0
7	Marija Milosevic	3	9	3	18	.333	2	2	2	2	1	0	1	0	0
8	Dinelia Concepcion	3	0	0	0	.000	1	0	1	1	9	0	0	0	0
14	Shonda Cole	3	17	10	38	.184	1	1	2	0	2	0	1	1	1
20	Belita Salters	3	3	3	10	.000	0	0	0	0	1	0	5	0	0
1	Ivana Kujundzic	1	0	0	0	.000	0	0	0	0	0	0	0	0	0
4	Sarah Cline	3	0	0	0	.000	0	0	0	1	3	0	0	0	0
5	Lynae Vanden Hull	2	0	1	6	-.167	1	0	0	1	1	0	1	0	0
6	Alexcis Thomson	3	0	0	0	.000	0	0	1	1	8	0	0	0	0
13	Meredith Moorhead	2	2	1	8	.125	1	0	0	0	0	0	0	0	0
TEAM											1				
TOTAL		3	38	21	98	.173	34	4	7	7	28	0	14	3	1

COLUMBIA, S.C. (Sept. 8, 2006) — South Carolina's volleyball team dropped a 3-0 (22-30, 21-30, 23-30) decision to the 10th-ranked Southern California Women of Troy on Friday night in the Gamecock Invitational. The Gamecocks dropped to 7-3 with the loss, while Southern California moved to 8-0.

South Carolina trailed in the first game 12-11 after a kill by senior outside hitter Shonda Cole, but the Women of Troy responded with a 5-0 run. The Gamecocks were able to pull within three at 25-22 following a kill by junior middle blocker Crystal Johnson, but Southern California answered with another 5-0 spurt to secure the stanza.

The Gamecocks fell behind from the start in game two, trailing 7-0. Southern California held steady, eventually pushing the lead to 10 when Taylor Carico hit a kill to make the score 17-7. South Carolina was never able to close the gap to more than seven the remainder of the frame.

In game three, South Carolina was down 19-15 before winning seven of the next 10 rallies to deadlock the score at 22. Following a kill by Asia Kaczor from the Women of Troy, Southern California won six more points in a row to cap a 7-0 tear. Kaczor's 15th kill of the match put South Carolina away for good.

Cole had a match-high 17 kills on 38 attacks. Sophomore outside hitter Marija Milosevic banged out nine kills, and senior setter Iris Santos had 28 assists and four blocks.

The Women of Troy hit .360 (51-15-100) for the match compared to a .173 (38-21-98) clip for South Carolina. Southern California out-dug South Carolina 45-34 as well.



BOX SCORES & RECAPS

MATCH 11 Florida State 30 21 30 28 15
 South Carolina 28 30 17 30 13
 Sept. 9, 2006 • Columbia, S.C. • Loss, 2-3

FLORIDA STATE (6-2)

NO	PLAYER	GP	K	E	TA	PCT	A	SA	SE	RE	DIG	BS	BA	BE	BHE
1	Makini Thompson	5	21	3	44	.409	1	1	4	2	6	0	3	1	0
2	Jackie BonSalle	5	8	5	24	.125	0	0	0	0	4	0	2	0	0
3	Caitlin Belvin	5	0	0	0	.000	4	0	3	2	6	0	0	0	0
5	Brianna Barry	5	11	4	19	.368	0	0	0	0	1	0	8	1	0
7	Zrinka Tomic	5	3	1	12	.167	56	3	1	0	8	0	4	1	2
13	Sarah Griffin	5	17	5	33	.364	0	2	2	5	9	0	5	0	1
9	Alex Plummer	5	0	0	0	.000	2	1	3	0	4	0	0	0	0
14	Jessica Skower	5	8	4	14	.286	1	0	0	0	1	0	4	0	0
15	Malorie Wessel	2	0	1	2	-.500	0	0	1	0	0	0	0	0	0
21	Summer Weissing	5	0	0	0	.000	0	1	1	1	6	0	0	0	0
TEAM											1				
TOTAL		5	68	23	148	.304	64	8	15	11	45	0	26	3	3

SOUTH CAROLINA (7-4)

NO	PLAYER	GP	K	E	TA	PCT	A	SA	SE	RE	DIG	BS	BA	BE	BHE
2	Iris Santos	5	9	1	15	.533	48	2	0	0	8	1	1	0	2
3	Crystal Johnson	5	4	5	12	-.083	0	0	0	0	1	0	2	1	0
4	Sarah Cline	5	0	0	0	.000	2	1	0	5	5	0	0	0	0
13	Meredith Moorhead	5	11	6	27	.185	1	2	5	0	7	0	0	0	0
14	Shonda Cole	5	25	9	52	.308	4	1	1	0	2	1	4	0	1
20	Belita Salters	5	8	3	20	.250	0	0	1	0	1	1	4	0	0
1	Ivana Kujundzic	1	0	0	0	.000	0	0	1	0	0	0	0	0	0
5	Lynae Vanden Hull	3	4	3	14	.071	1	0	1	0	0	0	0	0	0
6	Alexcis Thomson	5	0	0	0	.000	2	2	1	3	14	0	0	0	0
7	Marija Milosevic	4	2	6	14	-.286	0	1	0	0	1	0	1	0	0
8	Dineliia Concepcion	5	0	0	0	.000	2	1	0	0	6	0	0	0	0
9	Petra Lorenzi	1	0	0	0	.000	0	0	0	0	0	0	0	0	0
TOTAL		5	63	33	154	.195	60	11	10	8	45	3	12	1	3

COLUMBIA, S.C. (Sept. 9, 2006) — The South Carolina volleyball team dropped a 3-2 (28-30, 30-21, 17-30, 30-28, 13-15) decision with Florida State on Saturday in the third-place contest of the Gamecock Invitational. South Carolina dropped to 7-4 in 2006 with the loss and the Seminoles improved to 6-2.

Florida State held a commanding 27-20 lead in game one following a kill by Brianna Barry and eventually led 29-25. From there, South Carolina received kills from freshman outside hitter Meredith Moorhead and one from senior outside hitter Shonda Cole to close the margin to one. After a long rally, the Seminoles' Makini Thompson was able to put the match away with one of her 21 kills.

After game two was tied at 17, the Gamecocks took over. With a 23-19 lead, South Carolina went on a 6-0 run for a double-digit advantage. A Seminole service error eventually dead-locked the match, 1-1.

South Carolina recovered from its game three loss, taking as much as an eight-point upper hand in the fourth. FSU made the game interesting, closing to within one at 29-28, but the Gamecocks closed it out thanks to a solo block by sophomore middle blocker Belita Salters.

The Gamecocks had an 8-6 advantage in game five heading to the changeover, however, the Seminoles claimed the next four rallies to lead 10-8. FSU went ahead 14-10 after a kill from Barry, but USC countered and won the next three points. FSU's Makini Thompson was able to finish off the match with a kill down the line on the left side.

Cole had a match-high 25 kills on 52 attempts while adding five blocks. Moorhead also reached double figures in the kill category with 11, and she was three digs shy of a double-double. USC senior setter Iris Santos toyed with a triple-double on 48 assists, nine kills and eight digs.

Southern California won the Gamecock Invitational by sweeping St. John's in the 11 a.m. Saturday match. St. John's finished second with a 2-1 record, while FSU went 1-2 and the Gamecocks 0-3.

Cole was named to her third-straight all-tournament team. Other members included Latoya Blunt and Kathleen Yee from St. John's, Thompson of Florida State, and Diane Copenhagen and Jessica Gysin from Southern California. Asia Kaczor of Southern California was the tournament MVP, while teammate Debora Seilhamer was tabbed Outstanding Libero.

MATCH 12 Auburn 33 25 30 23 13
 South Carolina 31 30 28 30 15
 Sept. 15, 2006 • Columbia, S.C. • Win, 3-2

AUBURN (8-4, 0-1 SEC)

NO	PLAYER	GP	K	E	TA	PCT	A	SA	SE	RE	DIG	BS	BA	BE	BHE
1	Jelena Sekulic	5	10	5	28	.179	4	0	1	0	13	0	5	1	0
3	Jessica Glover	5	20	2	48	.375	0	0	3	5	15	0	1	0	0
4	Julie Bosler	5	3	3	14	.000	0	0	0	0	1	2	8	1	0
5	Rachel Shanks	5	23	7	55	.291	1	1	4	0	17	1	4	0	0
13	Whitney Jacob	5	7	7	26	.000	3	1	2	1	10	0	4	1	0
15	Joanna Pappas	5	1	1	9	.000	52	3	3	0	16	0	2	1	2
8	Dalia Naidzinaviciut	1	0	0	0	.000	1	0	1	0	0	0	0	0	0
9	Whitney Hobbs	5	0	0	0	.000	0	1	1	2	6	0	0	0	0
12	Emily Knuth	1	0	0	0	.000	0	0	0	0	0	0	0	0	0
TEAM											1				
TOTAL		5	64	25	180	.217	61	6	15	9	78	3	24	4	2

SOUTH CAROLINA (8-4, 1-0 SEC)

NO	PLAYER	GP	K	E	TA	PCT	A	SA	SE	RE	DIG	BS	BA	BE	BHE
2	Iris Santos	5	5	4	16	.062	58	1	1	0	13	0	4	1	1
3	Crystal Johnson	3	1	2	6	-.167	0	0	0	0	0	1	1	0	0
8	Dineliia Concepcion	5	0	0	0	.000	1	0	0	1	11	0	0	0	0
13	Meredith Moorhead	4	1	2	9	-.111	0	0	1	1	2	0	0	1	0
14	Shonda Cole	5	36	14	71	.310	1	0	5	0	18	1	2	0	0
20	Belita Salters	5	11	4	24	.292	1	3	2	0	5	0	6	0	1
1	Ivana Kujundzic	4	5	2	11	.273	0	1	1	0	2	1	0	0	1
4	Sarah Cline	4	0	0	1	.000	3	1	0	0	11	0	0	0	1
5	Lynae Vanden Hull	4	5	2	15	.200	0	0	0	0	0	0	1	0	0
6	Alexcis Thomson	5	1	0	3	.333	2	2	1	3	18	0	0	0	0
7	Marija Milosevic	5	15	5	40	.250	1	1	2	1	4	0	0	0	0
TOTAL		5	80	35	196	.230	67	9	13	6	84	3	14	2	4

COLUMBIA, S.C. (Sept. 15, 2006) — The South Carolina volleyball team extended its winning streak against Auburn to 13 matches thanks to a 3-2 (31-33, 30-25, 28-30, 30-23, 15-13) victory over the Tigers on Friday night in Columbia, S.C. USC upped its record to 8-4 and 1-0 in the Southeastern Conference, while Auburn fell to 8-4 and 0-1 in the league.

After splitting games one and two, South Carolina managed to take a 14-11 lead in game three after a kill by sophomore outside hitter Marija Milosevic. The Tigers, however, recovered following a timeout and won the next five rallies to lead 16-14. The match was stilled tied at 28 after an Auburn service error, but the Tigers followed with kills from Jessica Glover and Whitney Jacob to win the game.

The Gamecocks were down 13-10 in the fourth stanza before going on a 9-0 run behind Milosevic's serve. Sophomore middle blocker Belita Salters tallied three kills during the streak, and senior outside hitter Shonda Cole recorded two. South Carolina eventually led by double digits on three occasions before an Auburn hitting error gave USC its 30th point.

The Tigers had a two-point lead at 7-5 in game No. 5, but South Carolina answered with three straight points on two Auburn miscues and a kill by Cole. With the score tied 11-11, USC freshman defensive specialist Sarah Cline clipped the top of the net on her serve and the ball just dropped over on Auburn's side of the court to give South Carolina the ace. Senior setter Iris Santos and Milosevic pushed the score to 14-12 after their kills, and Cole closed out the match with a powerful blast on the left side.

Cole nearly tied the school record for kills with 36, one shy of the total she posted earlier in the year against TCU. It marked her fourth 30-kill match of the season and the fifth in USC history. She also notched a career-high 18 digs for her second double-double of 2006.

Milosevic finished with a season-high 15 kills, and Salters had a career-best with 11. Santos recorded 58 assists and 13 digs for her fifth double-double of the year. Senior libero Alexcis Thomson posted 18 digs, while Cline and sophomore defensive specialist Dineliia Concepcion each added 11.

South Carolina had 80 kills to Auburn's 64 and hit at a .230 (80-35-196) clip compared to .217 (64-25-180) for the Tigers. The Gamecocks also out-dug Auburn 84-78.

2006 SEASON IN REVIEW

BOX SCORES & RECAPS



MATCH 13 #6 Florida 22 34 30 24
 South Carolina 30 36 26 30
 Sept. 17, 2006 • Columbia, S.C. • Win, 3-1

FLORIDA (8-2, 1-1 SEC)

NO	PLAYER	GP	K	E	TA	PCT	A	SA	SE	RE	DIG	BS	BA	BE	BHE
9	Angie McGinnis	4	7	1	12	.500	57	0	1	0	7	0	5	0	2
12	Marcie Hampton	4	7	4	40	.075	1	1	0	2	10	0	0	0	0
13	Amber McCray	4	10	6	34	.118	1	0	0	0	4	0	3	0	0
15	Kristina Johnson	4	10	2	16	.500	0	0	0	0	1	0	6	0	0
34	Kisya Killingsworth	4	23	9	50	.280	1	3	1	0	20	0	3	0	0
35	Kelsey Bowers	4	11	3	15	.533	0	1	0	0	5	1	5	0	0
2	Rhian Davis	4	0	0	0	.000	3	1	1	1	18	0	0	0	0
3	Christina Diaz	4	0	0	0	.000	0	0	0	1	2	0	0	0	0
6	Stefanie Douglas	1	0	0	1	.000	0	0	0	0	0	0	0	0	0
10	Kari Klinkenborg	2	1	0	1	1.000	0	0	0	0	0	0	0	0	0
23	Alli Cecchini	4	0	0	2	.000	0	1	1	2	6	0	0	0	1
TOTAL		4	69	25	171	.257	63	7	4	6	73	1	22	0	3

SOUTH CAROLINA (9-4, 2-0 SEC)

NO	PLAYER	GP	K	E	TA	PCT	A	SA	SE	RE	DIG	BS	BA	BE	BHE
2	Iris Santos	4	10	3	19	.368	60	1	0	0	5	0	4	1	1
3	Crystal Johnson	2	0	1	3	-.333	0	0	0	0	1	0	0	0	0
4	Sarah Cline	4	0	0	0	.000	2	1	0	1	6	0	0	0	0
8	Dinelia Concepcion	4	0	0	0	.000	2	0	0	1	8	0	0	0	0
14	Shonda Cole	4	35	5	65	.462	2	1	3	0	17	1	2	0	0
20	Belita Salters	4	9	2	16	.438	0	2	1	0	1	0	5	0	0
1	Ivana Kujundzic	4	3	0	11	.273	0	1	0	0	1	0	3	1	0
5	Lynae Vanden Hull	4	7	5	23	.087	2	0	1	2	7	0	1	0	0
6	Alexcis Thomson	4	0	0	3	.000	8	0	0	3	19	0	0	0	0
7	Marija Milosevic	4	17	7	45	.222	0	0	4	0	2	0	1	0	0
13	Meredith Moorhead	1	1	0	3	.333	0	0	0	0	0	0	0	0	0
TOTAL		4	82	23	188	.314	76	6	9	7	67	1	16	2	1

COLUMBIA, S.C. (Sept. 17, 2006) — South Carolina's volleyball team shocked No. 6 Florida on Sunday, downing the Gators 3-1 (30-22, 36-34, 26-30, 30-24) in Columbia, S.C., to move to 9-4 overall and 2-0 in the SEC. Florida dropped to 8-2 and 1-1 in the league.

The win was USC's first over Florida since Nov. 13, 1994, and ended a 25-match losing streak against the Gators. It also was just the second victory for the Gamecocks versus Florida since joining the SEC in 1991. Florida is the highest-ranked team South Carolina has defeated since the American Volleyball Coaches Association began keeping a poll in 1982.

"I didn't even know that we had lost 25 straight to them," USC head coach Nancy Somera said. "For me, we were 0-2 since I've been here, and I thought we could match up well and we did. We had great intensity by our squad throughout the entire match. I felt like we kept our composure, made adjustments and just played good volleyball."

After the score was tied 5-5 in game one, South Carolina never relinquished the lead. The Gamecocks' advantage swelled to double digits after a kill by senior outside hitter Shonda Cole gave USC a 23-13 upper hand. Florida managed to close the gap to six at 26-20 following a kill by Kisya Killingsworth, but it was not enough. Sophomore middle blocker Belita Salters served up an ace on game point to put Carolina ahead 1-0.

The Gators had a 26-24 lead in game two following a kill by Kristina Johnson, however, South Carolina countered with a kill and solo block by Cole to deadlock the score. USC had a 29-27 advantage after freshman middle blocker Ivana Kujundzic's kill, but the Gators snagged the next two points. UF had two chances to win the game up 31-30 and 32-31, but the Gamecocks answered with kills by senior outside hitter Lynae Vanden Hull and senior setter Iris Santos to keep the frame up for grabs. Cole put USC up 35-34 with a kill, and she combined with Kujundzic for a block on the next rally to give South Carolina game two.

Florida held as much as a three-point lead in game four after winning the third 30-26. Angie McGinnis put the Gators up 17-14 with a kill, but USC came back with a kill from sophomore outside hitter Marija Milosevic and then picked up consecutive block assists from Santos and Salters to tie the score. After another kill by Cole gave South Carolina a 20-18 advantage, Florida called a timeout to regroup.

With Carolina clinging to a 21-20 lead, USC used a kill apiece from Cole and Milosevic, and two hitting errors by Florida to cap a 4-0 run. South Carolina still had a three-point advantage at 27-24 before the Gators misfired on a serve and followed with a hitting error. On match point, freshman defensive specialist Sarah Cline gave Florida a tough serve, and Killingsworth tried to keep her team alive by passing a free ball, but it clipped the top of the net and dropped on Florida's side to give USC the victory.

Cole posted her fifth 30-kill match of the season with 35 to lead South Carolina, and she committed just five errors while hitting .462 (35-5-65). She also had 17 digs for her second-straight double-double performance and third of the year. Cole's 35 kills set a new school record in a four-game match, surpassing the old mark of 28 by Amy Iannocari in South Carolina's 1994 victory over Florida.

MATCH 14 #13 LSU 30 33 30
 South Carolina 25 31 28
 Sept. 22, 2006 • Baton Rouge, La. • Loss, 0-3

LSU (11-1, 3-0 SEC)

NO	PLAYER	GP	K	E	TA	PCT	A	SA	SE	RE	DIG	BS	BA	BE	BHE
2	Vanessa Freeman	3	5	4	18	.056	3	0	0	0	2	0	1	0	1
4	Lauren DeGirolamo	3	11	3	27	.296	0	0	0	0	1	1	4	0	0
7	Kyna Washington	3	15	10	43	.116	1	1	2	0	2	0	3	0	0
12	Marina Skender	3	10	3	25	.280	2	1	3	0	8	0	0	0	0
16	Melody Clark	3	10	3	22	.318	0	0	1	0	1	0	4	1	0
31	Daniela Romero	3	4	2	11	.182	40	1	1	0	9	0	4	0	3
1	Lauren Leaumont	2	0	0	0	.000	0	1	1	0	1	0	0	0	0
13	Michelle Hensgens	3	0	0	0	.000	2	1	2	0	8	0	0	0	0
24	Kassi Mikulik	3	0	0	1	.000	0	1	1	0	14	0	0	0	0
TOTAL		3	55	25	147	.204	48	6	11	0	46	1	16	1	4

SOUTH CAROLINA (9-5, 2-1 SEC)

NO	PLAYER	GP	K	E	TA	PCT	A	SA	SE	RE	DIG	BS	BA	BE	BHE
1	Ivana Kujundzic	3	6	3	18	.167	0	0	1	0	3	0	6	0	0
2	Iris Santos	3	3	1	12	.167	38	0	0	0	7	0	3	0	1
5	Lynae Vanden Hull	3	4	2	10	.200	0	0	0	0	2	0	1	0	0
7	Marija Milosevic	3	7	3	18	.222	1	0	2	1	5	0	1	0	0
14	Shonda Cole	3	13	8	42	.119	1	0	1	0	4	0	5	1	2
20	Belita Salters	3	11	5	21	.286	0	0	1	0	3	0	4	1	0
3	Crystal Johnson	1	0	0	0	.000	0	0	0	0	0	0	0	0	0
4	Sarah Cline	3	0	0	0	.000	0	0	0	0	7	0	0	0	0
6	Alexcis Thomson	3	0	0	2	.000	2	0	0	2	11	0	0	0	0
8	Dinelia Concepcion	3	0	0	0	.000	0	0	1	1	8	0	0	0	0
13	Meredith Moorhead	1	0	0	1	.000	0	0	0	0	0	0	0	0	0
TEAM											2				
TOTAL		3	44	22	124	.177	42	0	6	6	50	0	20	2	3

BATON ROUGE, La. (Sept. 22, 2006) — The South Carolina volleyball team dropped a 3-0 (25-30, 31-33, 28-30) decision to 13th-ranked LSU on Friday in Baton Rouge, La., to fall to 9-5 overall and 2-1 in the Southeastern Conference. The Tigers improved to 11-1 and 3-0 in the SEC.

After a kill by USC sophomore middle blocker Belita Salters made game one's score 14-12 in favor of LSU, the Tigers ran off three in a row to lead by five. The Gamecocks answered behind the serving of senior setter Iris Santos, winning four consecutive rallies to close the gap to one, 17-16. LSU, though, went on to grab a 28-21 advantage following a service error by South Carolina before winning the game by five.

South Carolina nearly took the second stanza, leading by as many as five at 22-17 after Santos dumped a ball for a kill. The Gamecocks still had a four-point lead up 26-22 before LSU won three straight to trail by one. After a kill by Salters and an assisted block from Santos and senior outside hitter Shonda Cole, USC had two game points at 29-27. The Tigers tallied back-to-back kills to tie the score, but USC managed another game point at 31-30 after another block assist from Santos and freshman middle blocker Ivana Kujundzic. LSU went on to win game two after a pair of hitting errors by the Gamecocks and a block assist.

In the third game, USC went on a 5-0 run after falling behind 12-10 to lead by three. Following a timeout by LSU, the Tigers won the next five points off four kills and a service ace. South Carolina responded by winning six of the ensuing seven points thanks to three kills by Cole, two by sophomore outside hitter Marija Milosevic and one from senior outside hitter Lynae Vanden Hull to go up 21-18. LSU was able to win the next four rallies to regain the lead before closing out the match.

Cole led the Gamecocks in kills with 13 and added five blocks as well. Salters tallied 11 kills to tie a career-high she set two matches ago versus Auburn. Santos had 38 assists and three blocks. Kujundzic led all players in the contest with a career-best six blocks.

The Tigers' 55 kills was 11 more than South Carolina's total, but the Gamecocks out-dug LSU 50-46. USC also had 10 blocks to LSU's nine. The Tigers hit at a .204 (55-25-147) clip compared to .177 (44-22-124) for USC.



BOX SCORES & RECAPS

MATCH 15 Arkansas 30 30 28 30
 South Carolina 23 23 30 24
 Sept. 24, 2006 • Fayetteville, Ark. • Loss, 1-3

ARKANSAS (9-3, 2-2 SEC)

NO	PLAYER	GP	K	E	TA	PCT	A	SA	SE	RE	DIG	BS	BA	BE	BHE
1	Denitza Koleva	4	18	3	45	.333	1	0	2	1	15	0	3	0	0
2	Lindsay Scanlan	4	2	1	4	.250	29	2	1	0	8	0	0	0	2
4	Jessica Dorrell	4	9	9	27	.000	1	0	4	1	9	0	5	0	0
7	Christina Lawrence	4	10	3	22	.318	0	0	0	0	2	0	7	0	0
12	Amy Allison	4	11	5	28	.214	0	0	0	0	0	0	8	0	0
13	Kele Brewer	4	5	4	29	.034	0	1	2	0	5	0	2	0	0
9	Ashley Miller	4	0	0	0	.000	3	0	0	0	14	0	0	0	0
24	Caira Daugherty	4	1	0	3	.333	25	0	4	0	6	0	0	0	3
32	Destiny Clark	4	7	0	13	.538	0	0	0	0	0	3	9	0	0
TOTAL		4	63	25	171	.222	59	3	13	2	59	3	34	0	5

SOUTH CAROLINA (9-6, 2-2 SEC)

NO	PLAYER	GP	K	E	TA	PCT	A	SA	SE	RE	DIG	BS	BA	BE	BHE
1	Ivana Kujundzic	4	2	2	7	.000	1	0	3	0	1	1	3	0	1
2	Iris Santos	1	1	0	1	1.000	0	0	0	0	0	0	0	0	0
5	Lynae Vanden Hull	1	0	1	1	-1.000	0	0	0	0	0	0	0	0	0
8	Dinelia Concepcion	4	0	0	0	.000	1	0	0	1	9	0	0	0	0
14	Shonda Cole	4	20	9	50	.220	1	0	1	0	12	0	3	1	0
20	Belita Salters	4	5	8	21	-.143	0	0	1	0	2	1	4	0	0
3	Crystal Johnson	4	0	1	4	-.250	0	0	0	0	1	0	2	0	0
4	Sarah Cline	4	0	1	1	-1.000	0	1	1	1	7	0	0	0	0
6	Alexcis Thomson	4	0	0	1	.000	2	0	0	0	26	0	0	0	0
7	Marija Milosevic	4	23	13	59	.169	0	0	0	1	5	0	1	0	0
9	Petra Lorenzi	4	0	0	1	.000	49	1	1	0	6	0	2	2	4
13	Meredith Moorhead	4	3	4	19	-.053	0	0	0	0	2	0	5	0	0
TOTAL		4	54	39	165	.091	54	2	7	3	71	2	20	3	5

FAYETTEVILLE, Ark. (Sept. 24, 2006) — The South Carolina volleyball team fell 3-1 (23-30, 23-30, 30-28, 24-30) to Arkansas in Fayetteville, Ark., on Sunday to fall to 9-6 overall and 2-2 in the Southeastern Conference. The Lady Razorbacks upped their record on the year to 9-3 and moved to 2-2 in the league.

Arkansas led from the outset in game one, taking as much as a nine-point lead three different times. After the LadyBacks built a 23-14 advantage, South Carolina won three straight points off a service error and a pair of kills by senior outside hitter Shonda Cole, who finished the frame with six. Arkansas answered with a 4-1 run to lead 27-18 before its setter Caira Daugherty used a dump to finish off the game.

South Carolina suffered a blow after a kill by Arkansas put the Lady Razorback ahead 10-6 in the first game. During the rally, senior setter Iris Santos went down with an ankle injury and was unable to return for the remainder of the match. Sophomore Petra Lorenzi assumed setting duties for the rest of the afternoon.

The Gamecocks dug themselves in an early hole in game two, committing four hitting errors in the first nine rallies to trail 7-2. Arkansas went ahead 15-6, its largest lead of the game, after recording its fifth assisted block of the stanza. South Carolina hung tough, closing the deficit to four on seven occasions, the last of which was at 27-23 after a double-touch by the Lady Razorbacks. Arkansas, though, tallied back-to-back kills and a block afterward to take the second game.

After USC worked its way to an 8-6 upper hand in the third game, Arkansas went on a 4-0 run to retake the lead. The Gamecocks responded by winning nine of the next 12 points, capped by a block assist from Cole and freshman middle blocker Ivana Kujundzic, to go up by a 17-13 score. With Carolina still leading by four at 24-20, Arkansas won five of the next six rallies to deadlock the game, 25-25. Still tied 26-all, Gamecock sophomore outside hitter Marija Milosevic came up with three kills, the last of which secured the two-point win for USC.

South Carolina was down 10-7 after an attack by Cole missed the sideline, but the Gamecocks managed to win the next four points to take the lead. The LadyBacks went on to build an 18-13 advantage, but Carolina bounced back and won four straight points behind two kills from Cole and one by Milosevic to close the margin to one. USC was still down one at 23-22 when Arkansas won five in a row to take a six-point lead that the Gamecocks could not overcome.

Cole had her fourth double-double of the season with 20 kills and 12 digs, and Milosevic had a season-high 23 kills to mark her sixth double-figure match in 2006. Senior libero Alexcis Thomson set a career-high with 26 digs. Lorenzi supplied a season-high 49 assists.

South Carolina hit .091 (54-39-165) for the match, compared to .222 (63-25-171) for Arkansas. The Gamecocks out-dug the LadyBacks 71-59, while Arkansas' 20 blocks was eight more than USC's total.

MATCH 16 Georgia 22 28 16
 South Carolina 30 30 30
 Sept. 27, 2006 • Athens, Ga. • Win, 3-0

GEORGIA (4-11, 0-5 SEC)

NO	PLAYER	GP	K	E	TA	PCT	A	SA	SE	RE	DIG	BS	BA	BE	BHE
2	Anjelica Partridge	3	6	0	14	.429	0	0	0	1	0	0	3	1	1
3	Nikki Hawkins	3	3	0	8	.375	24	0	1	0	5	0	3	0	1
5	Simona Speed	3	4	2	19	.105	3	0	1	1	6	0	1	0	1
6	Brooke Peugh	3	3	3	12	.000	0	2	3	0	1	0	2	1	0
7	Maria Taylor	3	16	8	38	.211	2	1	0	0	9	0	0	0	0
14	Renee Johnson	3	4	3	11	.091	1	0	3	0	8	0	1	0	0
9	Brooke Burlingame	3	0	0	1	.000	0	0	3	1	4	0	0	0	0
10	Chelsea Young	1	1	0	2	.500	2	0	0	0	0	0	0	0	0
15	Katie Winschel	1	0	0	0	.000	0	0	1	0	0	0	0	0	0
16	Josefine Ehmke	2	0	0	3	.000	0	0	0	0	0	0	0	0	0
TEAM															1
TOTAL		3	37	16	108	.194	32	3	12	4	33	0	10	2	3

SOUTH CAROLINA (10-6, 3-2 SEC)

NO	PLAYER	GP	K	E	TA	PCT	A	SA	SE	RE	DIG	BS	BA	BE	BHE
1	Ivana Kujundzic	3	8	1	10	.700	0	0	1	0	2	0	6	0	0
2	Iris Santos	3	5	0	9	.556	39	0	2	0	7	0	2	1	3
4	Sarah Cline	3	0	0	1	.000	2	1	1	0	7	0	0	0	0
8	Dinelia Concepcion	3	0	0	0	.000	2	0	0	1	6	0	0	0	1
14	Shonda Cole	3	18	6	30	.400	3	0	3	0	8	0	2	0	0
20	Belita Salters	3	5	2	16	.188	0	0	0	0	0	0	1	1	0
3	Crystal Johnson	2	0	0	3	.000	0	0	0	0	0	0	1	0	0
5	Lynae Vanden Hull	3	5	1	11	.364	0	0	0	0	3	0	3	0	0
6	Alexcis Thomson	3	0	0	0	.000	2	2	1	0	7	0	0	0	0
7	Marija Milosevic	3	14	3	27	.407	0	1	1	0	3	0	1	0	1
TEAM															1
TOTAL		3	55	13	107	.393	48	4	9	2	43	0	16	2	5

ATHENS, Ga. (Sept. 27, 2006) — South Carolina volleyball coach Nancy Somera earned her 100th career victory Wednesday evening, as the Gamecocks blanked the Georgia Bulldogs 3-0 (30-22, 30-28, 30-16) in Athens, Ga. USC ran its record to 10-6 and 3-2 in the Southeastern Conference while snapping a six-match losing streak to Georgia. The Bulldogs dropped to 4-11 and 0-5 in the league.

South Carolina trailed in the early portion of game one but managed to grab its first lead at 8-7 following a hitting error by the Bulldogs. After senior outside hitter Shonda Cole hit her third kill of the frame, the Gamecocks extended their advantage to six, 15-9, after three consecutive blocks, two of which involved Cole and freshman middle blocker Ivana Kujundzic. USC ran the margin to as many as 11 at 23-12 after a kill by senior setter Iris Santos, and eventually won the stanza following a Georgia service miscue.

USC was up 7-5 in the second game after a kill by sophomore outside hitter Marija Milosevic, but Georgia countered with an 8-1 run to lead by five. The Bulldogs appeared to be in control with a four-point lead, 26-22, after a pair of kills, but Carolina bounced back to claim eight of the final 10 rallies. Milosevic provided the Gamecocks with three kills during the stretch, including the game winner, and finished with eight in the frame.

Up 6-4 in game three, South Carolina ripped off eight kills in a row from four different players. Kujundzic accounted for three of them, and senior outside hitter Lynae Vanden Hull blasted four kills. The Gamecocks' advantage eventually swelled to 14 when Milosevic and junior middle blocker Crystal Johnson combined for a block to make the score 23-9. USC was able to close out the game in just under 20 minutes and hit a stellar .515 (20-3-33).

"We had a nice comeback in game two, and we recognized that we weren't really playing our game in the first and second games," Somera said. "We decided after the break to get out there and pull ourselves up to the standards of execution that we practice every day. In game three, we finally got some transition kills."

Cole paced the Gamecocks with 18 kills on 40 attempts and hit .400 thanks to just six errors. Milosevic reached double figures in kills for the seventh time in 2006 with 14 and she hit .407 (14-3-27). Kujundzic tallied a career high with eight kills and she tied her career best with six blocks. Santos had 39 assists, five kills and seven digs.

"Ivana just keeps getting better, and we're trying to get her the gall a little more," Somera said. "For us to improve, we need to find more players who can put the ball away."

Carolina finished the match with a .393 hitting percentage (55-13-107), while Georgia recorded a .194 figure (37-16-108). It was South Carolina's second-highest hitting percentage this season. The Gamecocks out-dug the Bulldogs 43-33 and had eight blocks to UGA's five.



BOX SCORES & RECAPS

MATCH 19 Kentucky 30 30 30
 South Carolina 27 27 27

Oct. 8, 2006 • Lexington, Ky. • Loss, 0-3

KENTUCKY (11-5, 4-4 SEC)

NO	PLAYER	GP	K	E	TA	PCT	A	SA	SE	RE	DIG	BS	BA	BE	BHE
1	Melissa Popp	3	14	10	38	.105	0	3	2	0	6	0	0	0	0
5	Julie Gagnon	3	0	1	2	-.500	0	1	1	1	6	0	0	0	0
7	Sarah Rumely	3	2	0	14	.143	39	0	1	0	5	0	0	0	2
9	Ashlee Fisher	3	14	7	40	.175	0	0	0	0	1	1	0	0	0
20	Queen Nzenwa	3	5	3	15	.133	0	0	0	1	0	1	4	0	0
21	Nicole Britenriker	3	9	2	15	.467	2	1	1	0	13	0	3	1	0
4	Tess Edwards	3	5	1	9	.444	0	0	0	0	0	0	7	0	1
10	Jenni Casper	3	1	1	5	.000	2	0	0	0	22	0	0	0	0
11	Alisa Pierce	1	0	0	0	.000	1	0	0	0	0	0	0	0	0
17	BriAnne Sauer	3	0	0	0	.000	0	0	0	1	5	0	0	0	0
TOTAL		3	50	25	138	.181	44	5	5	3	58	2	14	1	3

SOUTH CAROLINA (10-9, 3-5 SEC)

NO	PLAYER	GP	K	E	TA	PCT	A	SA	SE	RE	DIG	BS	BA	BE	BHE
1	Ivana Kujundzic	3	6	2	9	.444	0	0	1	0	0	0	2	0	0
2	Iris Santos	3	2	2	8	.000	37	0	2	1	7	0	3	0	0
7	Marija Milosevic	3	3	3	25	.000	1	0	0	3	5	0	0	0	0
8	Dineliia Concepcion	3	0	0	0	.000	0	0	0	0	2	0	0	0	0
14	Shonda Cole	3	17	11	52	.115	0	1	3	0	11	0	2	0	0
20	Belita Salters	3	8	4	20	.200	0	0	0	0	0	0	3	0	0
4	Sarah Cline	3	0	0	0	.000	1	0	1	0	9	0	0	0	0
5	Lynae Vanden Hull	3	9	4	25	.200	0	0	0	0	1	0	0	0	0
6	Alexcis Thomson	3	0	0	0	.000	2	2	0	1	15	0	0	0	1
9	Petra Lorenzi	2	0	0	0	.000	0	0	0	0	0	0	0	0	1
TOTAL		3	45	26	139	.137	41	3	7	5	50	0	10	0	2

LEXINGTON, Ky. (Oct. 8, 2006) — The South Carolina volleyball team dropped a 3-0 (27-30, 27-30, 27-30) decision to Kentucky on Sunday in Lexington, Ky., to fall to 10-9 overall and 3-5 in the Southeastern Conference. The Wildcats improved to 11-5 and 4-4 in the league.

After USC's Belita Salters used a kill to tie the score up at 7-7 in game one, the Wildcats went on to win the next five rallies. Kentucky was able to increase its lead to as many as six four times, but South Carolina eventually closed to within two, 23-21, after consecutive hitting errors by UK. The Gamecocks were still down two, 27-25, after Shonda Cole's seventh kill of the frame, but USC would get no closer. Kentucky setter Sarah Rumely dumped a ball to give her team the first game.

South Carolina fell behind 10-6 in game two after being called for a rotation error on Kentucky's serve, but the Gamecocks fought back and tied the score 11-11 on a kill by Cole. The two teams continued to battle back and forth, and the game was still tied at 22-all after a UK attack sailed wide. The Wildcats then took control, winning five of the next six points to go up 28-23. Carolina responded with a 4-0 spurt, but the Cats received kills from Melissa Popp and Nicole Britenriker on the next two rallies to lead 2-0 heading into the intermission.

Kentucky managed to build a four-point lead in the third game, 16-12, with an Ashlee Fisher kill. Cole posted a kill and then a service ace to close the gap to 17-16, and USC eventually tied the score 18-18 after Britenriker missed on a hit down the line. The Gamecocks lost the next three points but then won three in a row after a timeout to keep the score tied at 21. Carolina's Ivana Kujundzic tied the stanza up again, 26-26, with her sixth kill of the match, but Kentucky went on to win four of the final five rallies to hand USC's its third loss in a row.

Cole notched her sixth double-double of 2006 with 17 kills and 11 digs. Alexcis Thomson dug 15 balls and Iris Santos tallied 37 assists and seven digs. Lynae Vanden Hull totaled nine kills, her highest output since Sept. 2 when she had 11 versus Western Carolina.

USC hit .137 (45-26-139) on the afternoon and Kentucky recorded a .181 figure (50-25-138). The Wildcats out-dug South Carolina 58-50 and had nine blocks to the Gamecocks' five.

MATCH 20 Mississippi 22 30 27 19
 South Carolina 30 20 30 30

Oct. 13, 2006 • Columbia, S.C. • Win, 3-1

MISSISSIPPI (11-8, 3-6 SEC)

NO	PLAYER	GP	K	E	TA	PCT	A	SA	SE	RE	DIG	BS	BA	BE	BHE
5	Rachel Kieckhaefer	4	0	0	11	.000	51	0	0	0	13	0	1	0	0
6	Nicole Mahan	4	0	0	1	.000	0	1	1	1	4	0	0	0	0
7	Kristen Carroll	4	11	3	22	.364	1	0	4	4	5	0	1	0	0
10	Emily Jones	4	7	2	17	.294	0	0	0	0	2	3	1	2	0
12	Katie Kramer	4	9	9	35	.000	0	0	0	0	6	0	1	0	1
20	Lauren Moffett	4	6	4	16	.125	0	2	2	0	3	0	2	1	0
1	Jaclyn Toohey	4	23	8	46	.326	0	0	0	0	1	0	0	0	0
4	Allison Weber	4	0	0	1	.000	1	1	1	0	5	0	0	0	0
14	Christine Marchinski	2	0	1	2	-.500	0	0	1	0	0	0	0	0	0
15	Tara Langley	4	0	0	1	.000	1	0	1	2	13	0	0	0	0
TOTAL		4	56	27	152	.191	54	4	10	7	52	3	6	3	1

SOUTH CAROLINA (11-9, 4-5 SEC)

NO	PLAYER	GP	K	E	TA	PCT	A	SA	SE	RE	DIG	BS	BA	BE	BHE
1	Ivana Kujundzic	4	10	2	17	.471	0	0	2	0	3	0	6	1	0
2	Iris Santos	4	5	4	17	.059	52	1	1	0	3	0	1	2	2
5	Lynae Vanden Hull	4	13	5	34	.235	1	3	5	0	2	0	3	0	0
8	Dineliia Concepcion	4	0	0	0	.000	3	0	0	0	12	0	0	0	0
14	Shonda Cole	4	20	5	40	.375	0	0	0	1	6	0	4	1	0
20	Belita Salters	4	8	6	19	.105	0	0	0	0	0	0	2	1	0
4	Sarah Cline	4	0	0	0	.000	0	1	0	0	8	0	0	0	0
6	Alexcis Thomson	4	1	0	2	.500	2	2	1	2	17	0	0	0	0
9	Petra Lorenzi	2	0	0	0	.000	0	0	0	0	6	0	0	0	0
13	Meredith Moorhead	4	8	3	24	.208	1	0	0	1	1	0	0	0	0
TOTAL		4	65	25	153	.261	59	7	9	4	58	0	16	5	2

COLUMBIA, S.C. (Oct. 13, 2006) — The South Carolina volleyball team snapped a three-match skid Friday night with a 3-1 (30-22, 20-30, 30-27, 30-19) victory against Mississippi in Columbia, S.C. It marked the Gamecocks' 18th-straight win over the Lady Rebels and improved their record to 11-9 overall and 4-5 in the Southeastern Conference. Ole Miss dropped to 11-8 and 3-6 in the SEC.

Shonda Cole paced the Gamecocks with an even 20 kills while adding six digs and four blocks. It was Cole's ninth performance of the year with at least 20 kills. Ivana Kujundzic tallied a career high with 10 kills and made six blocks as well for Carolina. Lynae Vanden Hull's 13 kills was a season high and she chipped in three service aces. Alexcis Thomson and Dineliia Concepcion reached double figures in the digs category with 17 and 12, respectively.

Jaclyn Toohey from Ole Miss had a match-high 23 kills on 46 attempts. Kristen Carroll was the only other Lady Rebel in double digits for kills with 11. Rachel Kieckhaefer and Tara Langley both totaled 13 digs to lead Mississippi's defense.

The Gamecocks managed to out-hit the Lady Rebels .261 (65-25-153) to .191 (56-27-152). In game four, USC blasted 16 kills on 30 attempts while making no errors for a stellar .533 hitting percentage, while Ole Miss connected at a .139 (14-9-36) figure during the period. Carolina also had a 58-52 edge in digs.

Following an attack error by Katie Kramer of Ole Miss, the Gamecocks snagged a 12-7 lead in game one, but the Lady Rebels countered with a 4-0 run to close the deficit to one. Carolina answered with four consecutive points and eventually extended its advantage to seven, 22-15, on a kill by Vanden Hull. Mississippi never came within more than five points of tying the score the remainder of the frame.

With the score tied 8-8 in the second game, the Lady Rebels ran off seven consecutive points. Carolina tried to recover and was able to close the Ole Miss lead to five when a Meredith Moorhead kill made the scoreboard read 19-14. Mississippi, however, continued to roll and finished the game hitting at an even .500 with 20 kills and only three errors on 34 attacks.

USC controlled the majority of game three, with its lead swelling to as many as nine on three occasions. The last of those came when Kujundzic ripped a kill from the right side to put the Gamecocks ahead 23-14. Mississippi, though, hung around and outscored South Carolina 11-4 to make the score 27-25. Still clinging to a two-point lead after a couple more rallies, USC received a break when Ole Miss's Lauren Moffett dumped her serve in the net. Cole gave her team the kill it needed to take a 2-1 lead after three games.

Carolina led 18-16 in the fourth stanza before going on a 12-3 tear to finish the match. Mississippi made five errors during the stretch, while their counterparts had five kills and a pair of aces. After Moorhead gave the Gamecocks their 28th point, the final two came off a hitting error by Kramer and a service misfire by Langley.

2006 SEASON IN REVIEW

BOX SCORES & RECAPS



MATCH 21 Mississippi State 27 30 26 30 15
 South Carolina 30 20 30 22 10
 Oct. 15, 2006 • Columbia, S.C. • Loss, 2-3

MISSISSIPPI STATE (12-8, 3-7 SEC)

NO	PLAYER	GP	K	E	TA	PCT	A	SA	SE	RE	DIG	BS	BA	BE	BHE
1	Eva Kriegel	5	4	6	19	.105	55	3	3	0	14	0	2	0	4
3	Ioana Demian	5	5	3	9	.222	0	0	0	0	0	0	2	0	0
4	Orshi Kriegel	5	18	8	48	.208	1	0	1	2	10	0	2	0	0
5	Martina Gregusova	5	26	6	54	.370	1	2	3	1	8	0	2	0	1
11	Jamie Joyner	5	9	3	26	.231	2	1	1	3	12	0	2	1	0
35	Erin Seago	5	12	2	20	.500	1	0	0	0	2	0	5	0	0
9	Jennifer Hauskey	5	0	0	0	.000	0	0	2	0	4	0	0	0	0
10	Cristina Jucan	2	0	0	1	.000	0	0	0	0	0	0	0	0	1
17	Megan Lukasek	5	0	0	0	.000	1	0	2	3	22	0	0	0	0
TOTAL		5	74	28	177	.260	61	6	12	9	72	0	15	1	6

SOUTH CAROLINA (11-10, 4-6 SEC)

NO	PLAYER	GP	K	E	TA	PCT	A	SA	SE	RE	DIG	BS	BA	BE	BHE
1	Ivana Kujundzic	5	2	3	9	-.111	0	2	1	0	2	1	3	0	0
2	Iris Santos	5	2	3	17	-.059	46	3	0	0	13	1	4	3	2
5	Lynae Vanden Hull	5	18	6	51	.235	1	2	3	0	6	3	2	0	0
8	Dinelia Concepcion	5	0	0	0	.000	1	0	0	3	7	0	0	0	0
14	Shonda Cole	5	20	6	48	.292	1	0	0	0	4	1	0	0	1
20	Belita Salters	5	6	7	19	-.053	1	0	0	0	0	0	3	0	0
4	Sarah Cline	5	0	0	0	.000	2	0	3	1	14	0	0	0	0
6	Alexcis Thomson	5	1	0	2	.500	1	2	2	1	16	0	0	0	0
7	Marija Milosevic	4	1	3	9	-.222	0	0	0	0	1	0	0	0	0
9	Petra Lorenzi	3	0	1	1	-1.000	0	0	0	0	0	0	0	0	0
13	Meredith Moorhead	5	7	3	28	.143	0	0	0	1	3	0	0	0	0
TOTAL		5	57	32	184	.136	53	9	9	6	66	6	12	3	3

COLUMBIA, S.C. (Oct. 15, 2006) — The South Carolina volleyball team suffered a 3-2 (30-27, 20-30, 30-26, 22-30, 10-15) loss to Mississippi State on Sunday afternoon in Columbia, S.C. With half of the regular-season SEC schedule now in the books, the Gamecocks sit at 11-10 overall and 4-6 in the league. The Bulldogs are 12-8 and 3-7 in the conference.

For the second-straight contest, USC's Shonda Cole hit an even 20 kills to mark her 11th 20-kill match of the season. Lynae Vanden Hull gave a strong performance, tallying 18 kills and five blocks, three of which were solo efforts for a career high. Her 18 kills also were the most since hitting a career-high 27 at Kentucky on Oct. 8, 2003. Iris Santos recorded 46 assists and 13 digs for her eighth double-double of the year. Alexcis Thomson chipped in 16 digs, while Sarah Cline had a career-best 14.

Mississippi State's Martina Gregusova led all attackers with 26 kills on 54 attempts. Orshi Kriegel had 18 kills and 10 digs, while Erin Seago managed a dozen kills and five blocks. Megan Lukasek had a game-high 22 digs, and Eva Kriegel and Jamie Joyner added 14 and 12 digs.

USC hit just .136 (57-32-184) compared to Mississippi State's .260 (74-28-177) figure. The Bulldogs hit at least .300 in four of the five games, while South Carolina was below .100 for three of them. MSU out-dug USC 72-66, but the Gamecocks held a 12-7.5 edge in blocks. Service aces also favored South Carolina 9-6.

Carolina went up 10-2 in game one after Eva Kriegel mishandled a set. The Bulldogs steadily recovered and eventually closed the gap to one, 16-15, following a kill by Joyner. USC answered with a 4-0 run that featured a pair of kills by Cole. MSU was still within two at 28-26, but South Carolina received kills from Cole and Vanden Hull to take the first game by three.

With the scored tied 14-all in the second game, the Bulldogs took over and outscored the Gamecocks 16-6 the remainder of the way. South Carolina made six hitting errors during the stretch, while MSU countered with eight kills to USC's one. Mississippi State led by as many as 12 up 29-17 before finishing with a 10-point victory.

South Carolina recovered from an early 12-9 hole, and later with the score tied at 19-19, the Gamecocks went on a 4-0 spurt that included two kills by Cole. Cline helped serve her team to a 28-22 advantage before Santos finished the stanza with a kill.

After USC won the first three points of game four, Mississippi State regrouped and went on to outscore the Gamecocks 9-5 to snatch the lead. Carolina was within two, 14-12, when Cole banged a kill from the left side, but the Bulldogs went on to win the next six rallies to increase their advantage to eight. South Carolina closed the gap to four, 25-21, before MSU won five of the final six points.

The Gamecocks gave up five points in a row in game five after winning the first two. Carolina then won four straight and extended the margin to two, 9-7, after a hitting misfire by Gregusova. The next four rallies belonged to the Bulldogs before Marija Milosevic hit one down the line to keep USC within one. Mississippi State responded with another 4-0 run to hand South Carolina its fifth five-game loss in 2006.

MATCH 22 #7 Florida 30 30 30
 South Carolina 27 27 28
 Oct. 20, 2006 • Gainesville, Fla. • Loss, 0-3

FLORIDA (17-2, 10-1 SEC)

NO	PLAYER	GP	K	E	TA	PCT	A	SA	SE	RE	DIG	BS	BA	BE	BHE
2	Rhian Davis	3	0	0	0	.000	1	1	5	1	3	0	0	0	0
9	Angie McGinnis	3	6	5	12	.083	41	1	0	0	9	0	2	1	0
12	Marcie Hampton	3	9	3	33	.182	0	0	2	1	8	0	2	0	0
13	Amber McCray	3	12	3	20	.450	0	0	0	0	0	0	3	0	0
15	Kristina Johnson	3	8	5	20	.150	0	0	0	0	0	0	4	0	0
35	Kelsey Bowers	3	9	2	15	.467	1	0	2	0	4	0	1	0	0
3	Christina Diaz	3	0	0	0	.000	1	1	3	0	2	0	0	0	0
7	Elyse Cusack	3	0	0	0	.000	2	1	3	1	18	0	0	0	1
10	Kari Klinkenborg	2	0	1	3	-.333	0	0	0	0	0	0	0	0	0
23	Alli Cecchini	2	0	0	0	.000	0	0	0	0	0	0	0	0	0
34	Kisya Killingsworth	3	10	6	26	.154	0	0	0	0	2	0	0	0	0
TEAM											1				
TOTAL		3	54	25	129	.225	46	4	15	4	46	0	12	1	1

SOUTH CAROLINA (11-11, 4-7 SEC)

NO	PLAYER	GP	K	E	TA	PCT	A	SA	SE	RE	DIG	BS	BA	BE	BHE
1	Ivana Kujundzic	3	2	1	9	.111	0	1	0	0	1	0	1	0	0
2	Iris Santos	3	5	1	12	.333	24	0	2	0	3	0	2	1	1
6	Alexcis Thomson	3	0	0	0	.000	3	0	1	0	11	0	0	0	0
7	Marija Milosevic	3	6	4	23	.087	0	0	0	1	2	0	0	0	0
14	Shonda Cole	3	14	9	38	.132	3	1	1	0	6	0	2	0	0
20	Belita Salters	3	6	4	14	.143	0	0	3	0	0	1	5	1	1
4	Sarah Cline	3	0	0	0	.000	1	1	1	1	12	0	0	0	0
5	Lynae Vanden Hull	3	4	1	17	.176	0	1	1	0	1	0	2	0	0
8	Dinelia Concepcion	3	0	0	0	.000	1	0	0	1	3	0	0	0	0
9	Petra Lorenzi	1	0	0	1	.000	0	0	0	0	0	0	0	0	0
13	Meredith Moorhead	2	0	1	3	-.333	0	0	0	0	0	0	0	0	0
TEAM											1				
TOTAL		3	37	21	117	.137	32	4	9	4	39	1	12	2	2

GAINESVILLE, Fla. (Oct. 20, 2006) — The South Carolina volleyball team lost a 3-0 (27-30, 27-30, 28-30) decision to No. 7 Florida on Friday in Gainesville, Fla., to fall to 11-11 on the year and 4-7 in the Southeastern Conference. The Gators improved to 17-2 and 10-1 with their ninth consecutive victory.

Shonda Cole led South Carolina's offense with 14 kills on 38 attempts. Marija Milosevic had six kills and Belita Salters chipped in six as well. Salters also had six blocks. Iris Santos recorded 24 assists, five kills and three digs. Sarah Cline led USC in digs with 12 and Alexcis Thomson dug 11 balls.

Amber McCray led Florida with a dozen kills and three blocks. Kisya Killingsworth was the only other Gator in double figures for kills with 10. Angie McGinnis made 41 assists, six kills and fell one dig shy of a double-double. Elyse Cusack had a game-high 18 digs.

UF posted 54 kills to South Carolina's 37 and hit .225 (54-25-129) to USC's .137 (37-21-117) figure. The Gators out-dug Carolina 46-39, but the Gamecocks' seven blocks was one more than Florida. Service errors plagued both teams, as the Gators misfired 15 times and Carolina did likewise nine times.

Florida built several four-point leads in the first game, but the Gamecocks countered each time. Down 21-20, South Carolina dropped the next four points to fall behind by five, but recovered by claiming four of the next five rallies to close within two, 26-24. Cole kept Carolina in the game down the stretch, accounting for four of its seven points with kills. The Gators, however, never let the Gamecocks get closer than two points before winning by three.

South Carolina trailed 14-13 in the second game before running off five consecutive points that were capped by a dump from Santos. The Gators responded and eventually regained the upper hand, 23-22, after an assisted block. Carolina regrouped with a timeout and received a kill and service ace from Cole on the next two rallies to steal back the lead. The Gamecocks were up 26-24 before Killingsworth tallied three straight kills, and McGinnis added another to finish the Gators' 4-0 spurt. McGinnis scored an ace on game point to put Florida ahead 2-0.

The Gators jumped on South Carolina in game three, winning the first six points before Rhian Davis' seventh serve went into the net. Florida would lead by as many 11 at 14-3, but USC slowly crept back into the game. Still down 23-13, the Gamecocks won four straight to close the deficit to six. Carolina found itself down by six again, 26-20, but managed to win six rallies in a row to deadlock the score. The early 6-0 hole, though, proved to be too much for Carolina despite outscoring Florida 28-24 afterward.

2006 SEASON IN REVIEW



BOX SCORES & RECAPS

MATCH 23 Auburn 30 25 30 22 10
 South Carolina 28 30 28 30 15
 Oct. 22, 2006 • Auburn, Ala. • Win, 3-2

AUBURN (12-11, 4-8 SEC)

NO	PLAYER	GP	K	E	TA	PCT	A	SA	SE	RE	DIG	BS	BA	BE	BHE
1	Jelena Sekulic	5	15	1	29	.483	2	1	3	0	8	0	0	0	0
3	Jessica Glover	5	13	10	43	.070	2	1	1	1	21	1	0	0	0
4	Julie Bosler	5	7	4	21	.143	0	0	0	0	0	2	1	1	0
5	Rachel Shanks	5	17	9	50	.160	0	1	2	3	17	0	1	0	0
13	Whitney Jacob	5	16	6	36	.278	0	0	2	0	13	0	5	0	0
15	Joanna Pappas	5	1	0	2	.500	60	1	1	0	8	0	5	0	1
14	Marissa Fields	5	0	0	0	.000	0	2	2	3	9	0	0	0	0
TEAM		2													
TOTAL		5	69	30	181	.215	64	6	11	9	76	3	12	1	1

SOUTH CAROLINA (12-11, 5-7 SEC)

NO	PLAYER	GP	K	E	TA	PCT	A	SA	SE	RE	DIG	BS	BA	BE	BHE
1	Ivana Kujundzic	5	8	3	21	.238	0	3	0	0	3	0	8	0	0
2	Iris Santos	5	6	1	12	.417	64	1	0	0	15	0	4	0	3
6	Alexcis Thomson	5	0	0	0	.000	1	3	1	1	16	0	0	0	0
8	Dinelia Concepcion	5	0	0	0	.000	0	0	0	0	11	0	0	0	0
14	Shonda Cole	5	25	11	68	.206	1	2	2	1	8	0	2	0	0
20	Belita Salters	5	8	5	22	.136	0	0	0	0	1	0	2	0	0
3	Crystal Johnson	1	0	0	0	.000	0	0	0	0	0	0	0	0	0
4	Sarah Cline	5	0	2	2	1.000	3	0	2	2	13	0	0	0	0
5	Lynae Vanden Hull	5	14	4	30	.333	0	0	0	0	1	0	3	0	0
7	Marija Milosevic	5	15	3	34	.353	2	0	1	0	7	0	1	0	0
TEAM		2													
TOTAL		5	76	29	189	.249	71	9	6	6	75	0	20	0	3

AUBURN, Ala. (Oct. 22, 2006) — The South Carolina volleyball team won its 14th-straight match against Auburn in Auburn, Ala., by a 3-2 score (28-30, 30-25, 28-30, 30-22, 15-10). The Gamecocks improved to 12-11 overall with the victory and 5-7 in the Southeastern Conference, and the Tigers dropped to 12-11 and 4-8.

USC's Shonda Cole recorded her 12th match of the year with at least 20 kills, piling up 25 against the Tigers on 68 attempts. Marija Milosevic had her ninth double-figure kill match in 2006 with 15, while Lynae Vanden Hull reached double digits for the third time in four matches with 14. Ivana Kujundzic made eight kills for the Gamecocks and led in blocks with a career-best eight. Iris Santos had a career high with 64 assists and added 15 digs for her ninth double-double of the season.

Four Tigers reached double figures in the kills category, led by Rachel Shanks' 17. Whitney Jacob tallied 16, Jelena Sekulic posted 15 and Jessica Glover added 13. Glover also had a match-high 21 digs, and Shanks and Jacob also notched double-doubles with 17 and 13 digs, respectively. Joanna Pappas made 60 assists, eight digs and five blocks.

South Carolina hit at a .249 (76-29-189) clip and Auburn recorded a .215 (69-30-181) figure. The Tigers' 76 digs was one more than USC had and the Gamecocks made 10 blocks to Auburn's nine.

After both teams battled back and forth in game one, the Tigers took a 24-21 lead following a kill by Sekulic. USC used two hitting errors and a kill by Milosevic to win the next three rallies and tie the score. The ensuing two points belonged to Auburn, but South Carolina countered with a 4-0 run to take a 28-26 advantage. The Tigers then capitalized on two Gamecock errors and received a pair of kills from Glover to win the next four rallies and the game.

Cole led Carolina to a victory in game two after posting just three kills in the first frame. Once the Gamecocks were up 3-2, they never relinquished the upper hand. USC led by as many as seven at 27-20 following a Belita Salters kill that capped a 5-0 run. Cole accounted for five of South Carolina's final seven points with four kills and a combined block with Kujundzic. For the stanza, Cole tallied eight kills and a couple block assists for nine points.

Cole continued to pile up kills in the third game, adding 10 more to her total. USC recovered from a 10-6 hole by winning seven of the next eight rallies to make the scoreboard read 13-11 in its favor. The score remained tight the rest of the frame, and it was still tied at 24 following a kill by Milosevic. Carolina won the next point, but Auburn responded with a 3-0 spurt and eventually won on a kill by Jacob.

In game four, South Carolina won four straight points with the score tied 2-2 and soon afterward went on a 6-0 run to lead 13-4. Belita Salters helped the Gamecocks cruise through the remainder of game four with six kills on eight attempts while making no errors. As a team, USC hit .333 (17-5-36) during the period, compared to .176 (13-7-34) for Auburn.

Auburn took a 6-4 advantage in the deciding game, but South Carolina managed to win the next five rallies to take a commanding 9-6 lead. Milosevic and Kujundzic missed on a couple of attacks on the following two points to let the Tigers climb within one, but Santos dumped a ball to put the Gamecocks back up by two. Kujundzic served up an ace that gave USC a three-point lead at 12-9 and followed up with another on her next serve. Cole provided a tip kill on the left side that won the match for Carolina.

MATCH 24 Arkansas 30 30 30
 South Carolina 23 24 24
 Oct. 27, 2006 • Columbia, S.C. • Loss, 0-3

ARKANSAS (13-8, 6-7 SEC)

NO	PLAYER	GP	K	E	TA	PCT	A	SA	SE	RE	DIG	BS	BA	BE	BHE
1	Denitza Koleva	3	19	10	42	.214	0	1	0	0	11	0	4	0	0
4	Jessica Dorrell	3	6	4	20	.100	0	2	0	1	6	0	0	0	0
7	Christina Lawrence	3	8	4	19	.211	1	0	0	0	4	0	0	1	0
20	Catherine Fowler	3	5	1	6	.667	0	0	0	0	1	0	3	1	0
24	Caira Daugherty	3	0	0	0	.000	24	1	1	0	1	0	0	0	2
32	Destiny Clark	3	4	1	10	.300	0	0	0	0	2	0	1	0	0
2	Lindsay Scanlan	3	0	0	0	.000	22	3	0	0	5	0	0	0	0
9	Ashley Miller	3	0	0	0	.000	0	0	1	2	9	0	0	0	0
12	Amy Allison	3	8	0	14	.571	0	0	0	0	1	0	2	0	0
TEAM		1													
TOTAL		3	50	20	111	.270	47	7	2	4	40	0	10	2	2

SOUTH CAROLINA (12-12, 5-8 SEC)

NO	PLAYER	GP	K	E	TA	PCT	A	SA	SE	RE	DIG	BS	BA	BE	BHE
1	Ivana Kujundzic	3	2	1	9	.111	0	1	2	0	2	0	2	0	0
5	Lynae Vanden Hull	3	3	2	13	.077	2	0	0	2	1	0	1	0	0
8	Dinelia Concepcion	3	0	0	0	.000	0	1	0	0	4	0	0	0	0
9	Petra Lorenzi	3	0	0	0	.000	23	0	0	0	6	0	0	1	1
14	Shonda Cole	3	22	5	36	.472	0	2	4	3	6	0	1	1	0
20	Belita Salters	2	3	2	9	.111	0	0	1	0	1	0	1	0	0
3	Crystal Johnson	3	2	1	6	.167	0	0	0	0	0	1	1	0	0
4	Sarah Cline	3	0	2	2	1.000	1	0	0	0	7	0	0	0	0
6	Alexcis Thomson	3	0	0	1	.000	14	0	0	0	4	0	0	0	1
7	Marija Milosevic	3	7	6	31	.032	0	0	1	2	4	0	1	0	1
13	Meredith Moorhead	3	3	2	8	.125	0	0	0	0	1	0	1	0	0
TOTAL		3	42	21	115	.183	40	4	8	7	36	1	8	2	3

COLUMBIA, S.C. (Oct. 27, 2006) — The South Carolina volleyball team suffered a 3-0 (23-30, 24-30, 24-30) setback to Arkansas on Friday in Columbia, S.C. The Gamecocks fell to 12-12 and 5-8 in the Southeastern Conference and the Lady Razorbacks improved to 13-8 and 6-7 in the league.

South Carolina's Shonda Cole led all attackers with 22 kills and 36 attempts and committed just five errors for a stellar .472 hitting percentage. Marija Milosevic tallied seven kills and four digs for the Gamecocks. Petra Lorenzi recorded 23 assists, while Alexcis Thomson had a season-high 14.

Denitza Koleva led the LadyBacks' attack with 19 kills on 42 tries. Christina Lawrence and Amy Allison had eight apiece. Koleva posted a double-double with 11 digs while adding four blocks as well. Caira Daugherty had 24 assists and Lindsay Scanlan racked up 22.

Arkansas out-hit South Carolina .270 (50-20-111) to .182 (42-21-115) and had a 40-36 advantage in digs. Both teams had five blocks and the LadyBacks tallied seven aces to the Gamecocks' four.

The LadyBacks had a 14-6 advantage in the first game when Allison recorded a kill, but Carolina went on to win the next five points to close the deficit to three. After climbing within three at 16-13, USC dropped the ensuing three rallies and never managed to recover. Arkansas later led by as many as nine, 25-16, after another kill from Allison.

Cole served up her second ace of game two to give Carolina a 5-2 advantage, but Arkansas responded by winning the next five rallies to lead by two. The Gamecocks were still within two at 23-21 after a kill by Lynae Vanden Hull, but Arkansas claimed the next four points before coasting through the remainder of the stanza.

Game three was tied 20-20, and USC made a couple hitting errors to put Arkansas ahead by two. Cole pulled Carolina within a point, 24-23, with her 21st kill of the match, however, the LadyBacks countered with a kill by Koleva and then were the beneficiaries of two attacking misfires by the Gamecocks. Koleva closed out the match with another kill to give Arkansas the shutout.

BOX SCORES & RECAPS



MATCH 25 #10 LSU 29 30 30 30
 South Carolina 31 23 21 19
 Oct. 29, 2006 • Columbia, S.C. • Loss, 1-3

LSU (20-3, 12-2 SEC)

NO	PLAYER	GP	K	E	TA	PCT	A	SA	SE	RE	DIG	BS	BA	BE	BHE
4	Lauren DeGirolamo	4	8	2	21	.286	0	0	0	0	1	0	4	1	0
7	Kyna Washington	4	20	2	37	.486	0	2	2	0	7	1	2	1	0
12	Marina Skender	4	20	8	58	.207	1	3	2	0	14	0	2	1	0
16	Melody Clark	4	11	2	22	.409	1	0	2	0	3	0	8	1	0
25	Brittnee Cooper	4	10	7	27	.111	1	0	0	0	0	2	6	0	1
31	Daniela Romero	4	4	1	12	.250	55	0	3	0	9	1	2	0	0
1	Lauren Leaumont	1	0	0	0	.000	0	0	0	0	0	0	0	0	0
11	Elena Martinez	4	0	0	0	.000	0	0	0	0	4	0	0	0	0
13	Michelle Hensgens	4	0	0	0	.000	2	0	2	1	5	0	0	0	0
24	Kassi Mikulik	4	0	0	1	.000	1	0	2	3	16	0	0	0	0
TOTAL		4	73	22	178	.287	61	5	13	4	59	4	24	4	1

SOUTH CAROLINA (12-13, 5-9 SEC)

NO	PLAYER	GP	K	E	TA	PCT	A	SA	SE	RE	DIG	BS	BA	BE	BHE
1	Ivana Kujundzic	2	0	2	5	-.400	1	0	0	0	0	0	2	0	0
6	Alexcis Thomson	4	0	0	0	.000	21	0	0	0	9	0	0	0	1
8	Dinelia Concepcion	4	0	0	0	.000	2	0	0	1	12	0	0	0	0
13	Meredith Moorhead	4	12	5	27	.259	1	0	0	0	2	0	3	0	0
14	Shonda Cole	4	13	7	43	.140	1	0	4	3	8	0	3	1	0
20	Belita Salters	4	6	5	18	.056	0	0	1	0	1	1	4	0	0
3	Crystal Johnson	3	3	0	7	.429	0	0	1	0	2	0	4	2	0
4	Sarah Cline	4	0	0	1	.000	0	1	1	1	17	0	0	0	0
5	Lynae Vanden Hull	4	8	5	20	.150	2	0	0	0	1	0	4	1	0
7	Marija Milosevic	4	11	2	29	.310	2	2	1	0	7	0	0	0	0
9	Petra Lorenzi	4	0	0	0	.000	22	1	1	0	13	0	0	0	1
TOTAL		4	53	26	150	.180	52	4	9	5	72	1	20	4	2

COLUMBIA, S.C. (Oct. 29, 2006) — South Carolina's volleyball team lost a 3-1 (31-29, 23-30, 21-30, 19-30) decision to No. 10 LSU on Sunday in Columbia, S.C. The Gamecocks saw their record fall to 12-13 and 5-9 in the Southeastern Conference and the Tigers improved to 20-3 and 12-2 in the league.

USC freshman Meredith Moorhead contributed a dozen kills for a career high and added three blocks. Shonda Cole reached double digits in kills as well with 13, as did Marija Milosevic with 11. Petra Lorenzi had her third career double-double and first of 2006 thanks to 22 assists and 13 digs. Alexcis Thomson fell one dig short of a double-double by contributing 21 assists. Sarah Cline dug a match-high 17 balls, which also was the best tally of her career.

Kyna Washington and Marina Skender each posted 20 kills to lead the Tigers' offense. Skender had a double-double as well by adding 14 digs. Melody Clark had 11 kills and made eight assisted blocks. Brittnee Cooper also had eight blocks and 10 kills. Setter Daniela Romero racked up 55 assists, nine digs, three blocks and four kills.

As a team, LSU had a .287 hitting percentage (73-22-178) for the match and connected at a .357 clip (56-11-126) after losing the first game. South Carolina had a .180 (53-26-150) figure overall. The Gamecocks managed to out-dig LSU 72-59, but the Tigers held a 16-11 advantage in blocks.

MATCH 26 Mississippi State 30 30 30
 South Carolina 24 21 20
 Nov. 3, 2006 • Starkville, Miss. • Loss, 0-3

MISSISSIPPI STATE (15-10, 6-9 SEC)

NO	PLAYER	GP	K	E	TA	PCT	A	SA	SE	RE	DIG	BS	BA	BE	BHE
1	Eva Kriegel	3	6	1	14	.357	36	1	3	0	5	0	5	0	1
3	Ioana Demian	3	5	2	10	.300	2	0	0	0	3	1	6	0	0
4	Orshi Kriegel	3	10	5	22	.227	1	0	0	0	10	0	0	0	0
5	Martina Gregusova	3	15	4	29	.379	1	1	0	0	5	0	2	0	0
11	Jamie Joyner	3	6	2	17	.235	2	1	1	1	5	0	2	0	1
35	Erin Seago	3	6	0	11	.545	0	0	0	0	1	0	3	0	0
9	Jennifer Hauskey	3	0	0	0	.000	0	1	2	0	1	0	0	0	0
10	Cristina Jucan	2	3	1	6	.333	0	0	0	0	0	0	0	0	0
17	Megan Lukasek	3	0	0	1	.000	3	0	1	1	12	0	0	0	0
TOTAL		3	51	15	110	.327	45	4	7	2	42	1	18	0	2

SOUTH CAROLINA (12-14, 5-10 SEC)

NO	PLAYER	GP	K	E	TA	PCT	A	SA	SE	RE	DIG	BS	BA	BE	BHE
3	Crystal Johnson	2	0	1	3	-.333	0	1	0	0	0	0	0	0	0
6	Alexcis Thomson	3	0	0	2	.000	17	0	2	0	9	0	1	0	1
7	Marija Milosevic	2	4	6	16	-.125	0	1	2	1	1	0	0	1	0
13	Meredith Moorhead	3	6	7	22	-.045	2	0	0	0	0	0	2	0	0
14	Shonda Cole	3	15	8	36	.194	0	0	0	0	2	0	3	1	0
20	Belita Salters	3	7	0	8	.875	1	0	0	0	0	1	3	1	1
1	Ivana Kujundzic	2	0	0	3	.000	1	0	0	0	0	0	5	0	0
4	Sarah Cline	3	0	0	0	.000	0	0	0	0	4	0	0	0	0
5	Lynae Vanden Hull	3	4	2	18	.111	2	0	0	0	2	0	2	0	1
8	Dinelia Concepcion	3	0	0	1	.000	1	0	0	0	14	0	0	0	0
9	Petra Lorenzi	3	0	0	0	.000	12	0	1	0	10	0	0	0	1
TEAM											3				
TOTAL		3	36	24	109	.110	36	2	5	4	42	1	16	3	4

STARKVILLE, Miss. (Nov. 3, 2006) — Shonda Cole from the South Carolina volleyball team broke the school's single-season record for kills Friday night in Starkville, Miss. It was bittersweet, however, as the Gamecocks lost a 3-0 (24-30, 21-30, 20-30) decision to Mississippi State to fall to 12-14 overall and 5-10 in the Southeastern Conference. The Bulldogs improved to 15-10 and 6-9 in the league.

Cole broke the previous record of 553 kills by Lori Rowe in 1983. Rowe established the record playing in 38 matches, while Cole needed just 26 this year. Cole's season total now stands at 561.

Cole finished the match with 15 kills to lead South Carolina's offense and she added three blocks. Belita Salters had an efficient night, hitting seven kills on eight attacks while making no errors. Alexcis Thomson had 17 assists and nine digs, while Petra Lorenzi posted her second double-double of the year with 12 assists and 10 digs. Dinelia Concepcion led the Gamecocks in digs with 14.

Martina Gregusova had 15 kills to top Mississippi State's attackers. Orshi Kriegel was the only other Bulldog to reach double digits in the kills category with 10, which was the same number of digs she recorded. Kriegel's sister, Eva, had 36 assists, five digs and five blocks. Megan Lukasek made a team-high 12 digs.

Mississippi State had a .327 hitting percentage (51-15-110) compared to .110 (36-24-109) for the Gamecocks. Both teams made 42 digs and the Bulldogs held a 10-9 advantage in blocks.

The Bulldogs built a 15-9 advantage in game one after two miscues by the Gamecocks. South Carolina was able to cut the deficit to four several times the remainder of the stanza, but Mississippi State always had an answer. MSU had a .424 hitting percentage with 18 kills on 33 attempts and just four errors, while USC mustered a .156 (12-7-32) figure. Errors hampered the Gamecocks, as they gave the Bulldogs 13 points.

South Carolina fought back from an early three-point hole to tie the score up at 7-all in the second game, but Mississippi State countered by winning the next four rallies. Marija Milosevic ended MSU's streak with a kill, but the Bulldogs went on to win six straight points to lead 17-8. State's advantage eventually ballooned to 12 at 21-9, however, Carolina grinded out nine of the next 12 rallies in its favor to trail 24-18. MSU's big lead proved to be too much for the Gamecocks to overcome, as they never pulled closer than five before losing by nine.

The Gamecocks led 6-5 in game three after an assisted block from Cole and Ivana Kujundzic, but it was the last lead Carolina would see. MSU won the ensuing four points and went on to build an 18-11 upper hand before the Gamecocks cut it back to four at 18-14. MSU responded by winning the next four points to lead by eight and held steady for the victory.

2006 SEASON IN REVIEW



BOX SCORES & RECAPS

MATCH 27 Mississippi 30 30 30
South Carolina 26 21 25

Nov. 5, 2006 • Oxford, Miss. • Loss, 0-3

MISSISSIPPI (16-11, 7-9 SEC)

NO	PLAYER	GP	K	E	TA	PCT	A	SA	SE	RE	DIG	BS	BA	BE	BHE
1	Jaclyn Toohey	3	13	2	24	.458	1	0	0	0	2	0	0	0	0
5	Rachel Kieckhaefer	3	5	0	10	.500	34	1	1	0	8	0	3	0	1
7	Kristen Carroll	3	6	8	23	-.087	1	1	1	1	6	0	1	0	1
10	Emily Jones	3	8	2	18	.333	0	0	0	0	0	0	1	0	0
12	Katie Kramer	3	6	4	16	.125	1	0	0	0	5	0	0	0	0
20	Lauren Moffett	3	5	1	13	.308	0	0	1	0	1	1	3	0	0
4	Allison Weber	3	0	1	1	-1.000	0	2	1	0	4	0	0	0	0
6	Nicole Mahan	3	0	0	0	.000	0	0	0	0	6	0	0	0	0
15	Tara Langley	3	0	0	0	.000	4	1	3	0	16	0	0	0	0
TOTAL		3	43	18	105	.238	41	5	7	1	48	1	8	0	2

SOUTH CAROLINA (12-15, 5-11 SEC)

NO	PLAYER	GP	K	E	TA	PCT	A	SA	SE	RE	DIG	BS	BA	BE	BHE
1	Ivana Kujundzic	3	3	0	11	.273	0	0	1	0	2	0	3	0	0
5	Lynae Vanden Hull	3	5	4	18	.056	1	0	0	0	2	1	1	0	1
6	Alexcis Thomson	3	3	1	10	.200	21	0	2	0	6	1	1	0	2
13	Meredith Moorhead	3	5	3	24	.083	1	0	2	1	7	0	5	0	1
14	Shonda Cole	3	18	11	45	.156	0	1	3	0	13	0	0	0	0
20	Belita Salters	3	9	6	21	.143	0	0	0	0	0	0	4	1	0
3	Crystal Johnson	1	0	1	1	-1.000	0	0	0	0	0	0	0	0	0
4	Sarah Cline	1	0	0	1	.000	0	0	0	1	1	0	0	0	0
8	Dinelia Concepcion	3	0	0	0	.000	0	0	0	3	7	0	0	0	0
9	Petra Lorenzi	3	0	1	1	-1.000	16	0	0	0	2	0	0	0	0
TOTAL		3	43	27	132	.121	39	1	8	5	40	2	14	1	4

OXFORD, Miss. (Nov. 5, 2006) — The South Carolina volleyball team saw its streak of 18 consecutive wins against Mississippi come to an end Sunday in Oxford, Miss., by a 3-0 (26-30, 21-30, 25-30) score. The Gamecocks saw their record dip to 12-15 overall and 5-11 in the Southeastern Conference, while the Lady Rebels improved to 16-11 and 7-9 in the league.

USC's Shonda Cole led all attackers with 18 kills while adding 13 digs for her seventh double-double of the season. Belita Salters made nine kills and four blocks, and Lynae Vanden Hull and Meredith Moorhead each tallied five kills. Moorhead also tied a career high with five blocks. Alexcis Thomson recorded 21 assists and Petra Lorenzi had 16.

Jaclyn Toohey led Ole Miss's offense with 13 kills. Emily Jones had eight and Kristen Carroll and Katie Kramer each had six. Rachel Kieckhaefer made 34 assists and eight digs. Tara Langley dug a match high 16 balls.

South Carolina had a .121 (43-27-132) hitting percentage compared to .238 (43-18-105) for Mississippi. The Lady Rebels out-dug South Carolina 48-40, but the Gamecocks led in blocks 9-5.

The Lady Rebels doubled-up the Gamecocks in game one, 10-5, after a pair of blocks against Cole. South Carolina hung tough and was able to pull within two several times over the next 15 rallies, but Ole Miss eventually pushed the lead to six at 24-18. USC responded by winning five of the following six points to chop the deficit to two, but Carolina would get no closer. The Lady Rebels had an answer each time and won the game off two miscues by the Gamecocks.

South Carolina got off to a slow start in game two by losing the first five points. After a timeout, the Gamecocks began slowly creep back into the match. Down 15-12, USC ran off four points in a row capped by a kill from Cole to lead for the first time on the afternoon. The rest of the stanza, however, was dictated by Mississippi, as it won 15 of the next 20 rallies to go up 2-0 at the intermission.

The score was tied 7-all in the third game before Ole Miss went on a 5-0 run. Mississippi was able to run its advantage to as many as seven, the last of which was at 29-22. The Gamecocks won the next three rallies before Vanden Hull went up for an attack and hit the ball beyond the baseline for the match's final point.

MATCH 28 Kentucky 27 30 25 31 12
South Carolina 30 20 30 29 15

Nov. 10, 2006 • Columbia, S.C. • Win, 3-2

KENTUCKY (16-9, 9-8 SEC)

NO	PLAYER	GP	K	E	TA	PCT	A	SA	SE	RE	DIG	BS	BA	BE	BHE
3	Heather Hausfeld	3	4	5	20	-.050	0	0	0	2	1	0	1	0	0
5	Julie Gagnon	5	0	0	0	.000	1	0	1	1	10	0	0	0	0
7	Sarah Rumely	5	8	2	14	.429	46	2	1	0	15	0	1	0	3
9	Ashlee Fisher	5	13	14	40	-.025	0	1	1	0	0	0	2	0	0
17	BriAnne Sauer	3	0	0	0	.000	1	1	0	2	2	0	0	0	0
21	Nicole Britenriker	5	8	7	25	.040	2	1	3	1	7	0	2	2	1
1	Melissa Popp	3	10	3	26	.269	0	0	1	0	1	0	0	0	0
6	Natalie Marsh	2	1	1	5	.000	0	0	0	0	1	0	0	1	0
10	Jenni Casper	5	0	1	2	-.500	5	2	2	2	14	0	0	0	0
11	Alisa Pierce	3	0	0	0	.000	0	0	1	0	4	0	0	0	0
12	Erin Turner	4	2	0	6	.333	1	0	0	0	1	0	2	0	0
20	Queen Nzenwa	5	16	4	32	.375	0	0	0	0	2	0	4	1	0
TOTAL		5	62	37	170	.147	56	7	10	8	58	0	12	4	4

SOUTH CAROLINA (13-15, 6-11 SEC)

NO	PLAYER	GP	K	E	TA	PCT	A	SA	SE	RE	DIG	BS	BA	BE	BHE
1	Ivana Kujundzic	3	3	5	13	-.154	0	0	1	0	0	0	2	1	1
4	Sarah Cline	5	0	0	0	.000	1	0	2	2	8	0	0	0	0
6	Alexcis Thomson	5	6	4	20	.100	45	1	2	1	6	0	3	0	8
9	Petra Lorenzi	3	0	1	1	-1.000	10	0	0	0	1	0	0	0	1
14	Shonda Cole	5	21	9	52	.231	1	4	3	0	14	1	0	0	1
20	Belita Salters	5	6	5	19	.053	1	0	0	0	1	1	2	2	1
3	Crystal Johnson	5	4	1	6	.500	0	1	1	1	3	0	4	1	0
7	Marija Milosevic	5	10	4	31	.194	1	0	0	0	6	0	1	0	0
8	Dinelia Concepcion	5	0	0	0	.000	0	1	0	0	17	0	0	0	0
13	Meredith Moorhead	5	15	2	25	.520	1	1	3	3	4	0	4	0	1
TOTAL		5	65	31	167	.204	60	8	12	7	60	2	16	4	13

COLUMBIA, S.C. (Nov. 10, 2006) — The South Carolina volleyball team played its school-record tying ninth five-game match of the year Friday night in Columbia, S.C., and registered a 3-2 (30-27, 20-30, 30-25, 29-31, 15-12) victory over the Kentucky Wildcats. The Gamecocks upped their record to 13-15 overall and 6-11 in the SEC while snapping a five-match losing streak to UK, which dropped to 16-9 and 9-8 in the league.

USC freshman Meredith Moorhead tallied a career-high 15 kills and made just two errors on 25 attempts for a stellar .520 hitting percentage. Shonda Cole led all attackers with 21 kills while adding 14 digs for her eighth double-double of the season. Alexcis Thomson had 45 assists, six digs, six kills and three blocks. Dinelia Concepcion led Carolina's defense with 17 digs to tie her personal best for the year.

Three Wildcats reached double figures in kills with Queen Nzenwa leading the way with 16. Ashlee Fisher had 13, but made 14 hitting errors, and Nicole Britenriker recorded 10 kills. Setter Sarah Rumely totaled 46 assists, 15 digs and fell two kills shy of a triple-double. Jenni Casper dug 14 balls and Julie Gagnon had 10.

South Carolina out-hit Kentucky .204 (65-31-167) to .147 (62-37-170) and held a 60-56 advantage on digs. The Gamecocks also had 10 blocks to the Wildcats' six.

The Gamecocks raced out to a 10-4 lead in game one following consecutive service aces by Cole, who finished the night with four. Kentucky slowly crept back into the match and took an 18-17 lead when Britenriker ripped a kill. USC responded by going on a 9-1 run to snatch a 26-19 advantage before closing out the frame by a three-point margin.

USC seemed poised to run away with the second game, as it took a 5-0 lead behind the serving of Concepcion. The Wildcats came back and eventually knotted the score up at 10-all. The Gamecocks proceeded to go on another 5-0 spurt, but the remainder of the stanza belonged to UK. Kentucky outscored South Carolina 20-5 and held USC to just seven kills.

With the score tied 16-16 in game three, Crystal Johnson took the serve for South Carolina and helped lead her team to seven consecutive points. Milosevic had two kills during the stretch and the Wildcats made three hitting mistakes. The seven-point margin was too much for Kentucky to overcome, as it never closed to within more than three.

South Carolina and Kentucky battled to a 23-23 stalemate in the fourth game. Cole then served the Gamecocks to four straight points, and USC later had four match points up 29-25. After a service error by Moorhead and two hitting miscues by the Gamecocks, the Wildcats received three consecutive kills from Melissa Popp to force a fifth game.

Carolina quickly fell behind 5-1 in the decisive game, but the Gamecocks regrouped with a 5-1 run of their own in which Cole tallied three kills to tie the score at 6-all. USC had an 11-9 advantage when Kentucky made two costly mistakes with Britenriker serving a ball into the net and Fisher rifling an attack wide. UK did managed to win the next three points and slash South Carolina's lead to 13-12, but Cole blasted a shot for her final kill of the match on the ensuing rally. Johnson and Thomson teamed up for a block on the right side against Fisher to give the Gamecocks the victory.

2006 SEASON IN REVIEW

BOX SCORES & RECAPS



MATCH 29 Tennessee 30 24 24 31
 South Carolina 21 30 30 33
 Nov. 12, 2006 • Columbia, S.C. • Win, 3-1

TENNESSEE (18-10, 9-9 SEC)

NO	PLAYER	GP	K	E	TA	PCT	A	SA	SE	RE	DIG	BS	BA	BE	BHE
3	Chelsea Noble	4	1	0	4	.250	42	1	1	0	8	0	2	0	0
4	Mindy Flynn	4	7	2	15	.333	5	0	0	0	5	0	5	0	1
6	Leah Hinkey	4	3	4	11	-.091	0	2	3	0	2	1	2	0	0
12	Kylie Marshall	4	3	5	18	-.111	0	2	1	5	10	0	0	0	0
15	Kelsey Fautsch	4	23	10	61	.213	1	0	3	2	11	0	0	0	0
24	Sarah Blum	4	13	3	25	.400	0	0	0	0	0	0	5	0	0
2	Jena Berg	3	0	0	0	.000	3	0	0	0	3	0	0	0	3
7	Annie Sadowski	4	0	0	0	.000	0	0	1	1	18	0	0	0	0
8	Joselyn Johnson	2	0	0	0	.000	0	0	0	0	0	0	0	0	0
9	Carol Cheade	3	1	1	3	.000	0	0	0	0	0	0	1	0	0
10	Chloe Goldman	4	0	0	0	.000	0	0	0	0	1	0	0	0	0
11	Milan Clarke	3	5	3	18	.111	1	0	0	1	1	0	1	0	0
22	Jaye Loyd	4	0	0	0	.000	3	0	1	0	1	0	0	0	0
TEAM															
TOTAL															

SOUTH CAROLINA (14-15, 7-11 SEC)

NO	PLAYER	GP	K	E	TA	PCT	A	SA	SE	RE	DIG	BS	BA	BE	BHE
3	Crystal Johnson	4	3	2	12	.083	0	0	0	0	0	0	4	1	1
4	Sarah Cline	4	0	0	0	.000	1	0	0	2	6	0	0	0	0
6	Alexcis Thomson	4	8	3	22	.227	35	4	2	0	12	0	7	0	2
9	Petra Lorenzi	4	0	0	0	.000	19	0	0	0	5	0	0	0	4
14	Shonda Cole	4	29	12	73	.233	0	3	2	1	12	1	2	0	0
20	Belita Salters	3	2	2	5	.000	0	0	0	0	0	0	0	0	1
1	Ivana Kujundzic	4	2	2	8	.000	1	1	1	0	5	0	8	0	0
7	Marija Milosevic	4	6	5	20	.050	0	0	0	0	2	1	0	0	0
8	Dinelia Concepcion	4	0	0	0	.000	1	0	0	2	11	0	0	0	0
13	Meredith Moorhead	4	12	5	30	.233	2	2	3	0	6	0	3	0	0
TOTAL															

COLUMBIA, S.C. (Nov. 12, 2006) — The South Carolina volleyball team picked up a 3-1 (21-30, 30-24, 30-24, 33-31) victory against Tennessee on Sunday in Columbia, S.C. The Gamecocks improved to 14-15 and 7-11 in the Southeastern Conference, while the Lady Volunteers dropped to 18-10 and 9-9 in the league. For the first time in school history, South Carolina has defeated Clemson, Florida and Tennessee in the same season.

Shonda Cole led all players with 29 kills on 73 attempts, which set a USC record for a four-game match. Cole also set a single-season record for attacks in the contest, as her total now stands at 1,367. The previous record of 1,338 by Amy Iannocari was established in 1994. Cole surpassed the 1,700-kill plateau and the 4,000-attack mark for her career against the Lady Vols as well. She is second in USC history for kills with 1,701 and her 4,007 attacks rank first.

Kelsey Fautsch led the Lady Vols' offense with 23 kills on 61 attacks, and she made 11 digs. Sarah Blum recorded 13 kills and five blocks, while Chelsea Noble made 42 assists and eight digs. Kylie Marshall had 10 digs.

South Carolina had a slight edge in hitting percentage with a .182 (62-31-170) figure compared to .181 (56-28-155) for Tennessee. UT's 60 digs was one more than Carolina, but the Gamecocks led 14-9 in blocks and 10-5 in service aces.

Tennessee went on a 3-0 run after the score was tied 10-10 in the first game. The Lady Vols were up 20-15 after a ball handling error was called against Carolina and they went on to win the next six rallies for an 11-point advantage. The best the Gamecocks could do was close the margin to eight at 28-21, but the next two points went to UT.

USC grabbed a 3-0 lead in game two and never looked back. South Carolina went up 9-2 after consecutive service aces by Cole, marking the Gamecocks' fourth and fifth aces of the game. Carolina led by as many as eight on two occasions, the last of which came when Milan Clarke of Tennessee misfired on a hit to put USC ahead 22-14. The Lady Vols managed to close the deficit to three at 24-21, but the Gamecocks held steady for the victory.

With a 16-14 lead in the third frame, South Carolina won the next four points thanks in large part to three hitting errors by Tennessee. The Lady Volunteers were able to close within three, 26-23, when Cole missed on an attack, but Marija Milosevic and Moorhead tallied kills on the next two rallies to put USC back up by five. Two miscues by UT eventually gave the Gamecocks another six-point win.

The Lady Volunteers built a 20-16 advantage in game four, but the Gamecocks countered with a 4-0 run to deadlock the score. With the game still tied 21-all, USC won three consecutive points and appeared ready to close out the afternoon. Tennessee, though, responded with a 7-0 tear capped by two aces from Leah Hinkey. The Gamecocks charged back after Hinkey dumped her serve in the net with two kills by Cole. South Carolina fought off two game points and on its third match point received a combined block from Kujundzic and Moorhead for the win.

MATCH 30 Georgia 28 20 18
 South Carolina 30 30 30
 Nov. 15, 2006 • Columbia, S.C. • Win, 3-0

GEORGIA (6-23, 2-17 SEC)

NO	PLAYER	GP	K	E	TA	PCT	A	SA	SE	RE	DIG	BS	BA	BE	BHE
5	Simona Speed	3	6	3	28	.107	0	1	0	2	3	0	1	0	0
6	Brooke Peugh	3	3	1	8	.250	0	2	1	0	2	0	3	0	0
7	Maria Taylor	3	11	7	38	.105	0	2	0	0	9	1	2	0	0
10	Chelsea Young	3	0	0	6	.000	25	0	1	0	6	0	2	0	0
16	Josefine Ehmke	3	4	4	19	.000	0	1	1	0	0	0	5	1	0
18	Sam Lum	3	0	0	0	.000	0	1	1	1	5	0	0	0	0
2	Anjelica Partridge	1	1	1	4	.000	0	0	0	0	0	0	0	0	0
4	Alexis Morgan	2	2	1	3	.333	0	0	0	0	0	0	2	0	0
9	Brooke Burlingame	3	1	0	1	1.000	0	0	0	3	6	0	0	0	0
14	Renee Johnson	2	0	0	6	.000	0	0	0	1	2	0	1	1	0
15	Katie Winschel	1	0	0	0	.000	0	0	0	1	1	0	0	0	0
TOTAL															

SOUTH CAROLINA (15-15, 8-11 SEC)

NO	PLAYER	GP	K	E	TA	PCT	A	SA	SE	RE	DIG	BS	BA	BE	BHE
1	Ivana Kujundzic	3	6	2	11	.364	0	0	2	0	5	0	1	0	0
4	Sarah Cline	3	0	0	0	.000	0	0	0	1	1	0	0	0	0
6	Alexcis Thomson	3	3	2	7	.143	50	0	1	0	8	0	0	0	1
9	Petra Lorenzi	3	0	0	0	.000	6	0	0	0	2	0	0	0	0
14	Shonda Cole	3	27	5	44	.500	0	4	4	0	9	3	2	0	0
20	Belita Salters	2	1	2	3	-.333	0	0	0	0	0	0	0	1	0
3	Crystal Johnson	2	5	0	6	.833	0	0	0	0	1	0	2	0	0
7	Marija Milosevic	3	11	5	26	.231	1	1	1	0	9	1	0	0	0
8	Dinelia Concepcion	3	0	0	1	.000	1	2	1	6	16	0	0	0	0
13	Meredith Moorhead	3	8	4	19	.211	0	1	1	0	10	0	1	0	0
TOTAL															

COLUMBIA, S.C. (Nov. 15, 2006) — The South Carolina volleyball team completed a season sweep of the Georgia Bulldogs on Wednesday night in Columbia, S.C. The Gamecocks registered a 3-0 (30-28, 30-20, 30-18) victory to improve to 15-15 overall and 8-11 in the Southeastern Conference. Georgia dropped to 6-23 and 2-17 in the league.

Shonda Cole put up big numbers for the Gamecocks once again, racking up 27 kills on 44 attacks with a .500 hitting percentage. Her 27 kills was a school record for a three-game match, surpassing the previous mark by four. Cole added nine digs, four service aces and five blocks as well. Marija Milosevic had 11 kills and nine digs, while Meredith Moorhead notched eight kills and a career-high 10 digs. Alexcis Thomson made 50 assists and eight digs. Dinelia Concepcion dug a match-high 16 balls.

Maria Taylor led Georgia with 11 kills and nine digs. Simona Speed chipped in six kills and three digs. Chelsea Young made 25 assists and six digs.

South Carolina's .350 hitting percentage (61-20-117) was its highest since recording a .393 figure (55-13-107) against the Bulldogs in Athens, Ga., on Sept. 27. Georgia hit .097 (28-17-113) for Wednesday's match and was out-dug 61-34. The 27-dig disparity was the largest of the year for the Gamecocks in their 15 wins.

The Gamecocks trailed for much of game one, falling behind by as many as five at 22-17. Following a timeout, South Carolina managed to eventually tie the score 26-all. During the run, Cole blasted five kills and finished the game with 12 and a stellar .688 hitting percentage. With the scored still knotted up at 28-28, Milosevic hammered two spikes to give USC a 1-0 lead.

Game two belonged to Carolina from the outset. The Gamecocks doubled-up the Bulldogs 14-7 after another kill by Cole and extended the lead to nine, 21-12, when Milosevic tallied another kill. Georgia went on a 3-0 run to close the margin to six, but USC charged back to lead by 10 at 29-19 after a service error by UGA. The game had an uneventful end, as the next two points resulted from serving miscues as well.

South Carolina also controlled the final stanza of the contest. The advantage swelled to nine, 18-9, thanks to a kill by Moorhead. The Gamecocks called a timeout after Georgia cut the lead to 19-13 and came back to win the next three rallies. USC went ahead by double digits when Cole made her third solo block of the night against Anjelica Partridge to her team in front 26-16. Carolina used three kills and a Bulldog attack error for its third consecutive win.

2006 SEASON IN REVIEW



BOX SCORES & RECAPS

MATCH 31 Alabama 27 30 30 30 South Carolina 30 25 21 24

Nov. 17, 2006 • Tuscaloosa, Ala. • Loss, 1-3

ALABAMA (16-12, 11-8 SEC)

NO	PLAYER	GP	K	E	TA	PCT	A	SA	SE	RE	DIG	BS	BA	BE	BHE
1	Crystal Hudson	4	19	6	43	.302	0	1	2	0	7	0	5	2	0
5	Liz Salstrand	4	5	3	15	.133	0	0	0	0	2	0	5	0	1
7	Bridget Fuentez	4	14	5	52	.173	3	0	2	2	16	1	3	0	0
14	Rachael Green	4	9	2	17	.412	0	0	0	0	1	1	8	0	0
23	Brigitte Slack	4	5	0	10	.500	52	1	1	0	7	0	3	0	2
33	Brooks Webster	4	10	6	28	.143	0	0	0	0	3	0	3	1	0
4	Megan Hudson	4	0	0	0	.000	0	1	0	0	13	0	0	0	0
8	Sarah Snider	4	0	1	4	-.250	0	3	2	1	10	0	0	0	0
10	Amy Pauly	4	0	1	2	-.500	3	0	0	1	26	0	0	0	0
	TEAM										1				
TOTAL		4	62	24	171	.222	58	6	7	5	85	2	27	3	3

SOUTH CAROLINA (15-16, 8-12 SEC)

NO	PLAYER	GP	K	E	TA	PCT	A	SA	SE	RE	DIG	BS	BA	BE	BHE
1	Ivana Kujundzic	4	4	2	12	.167	1	0	0	0	2	0	2	0	0
3	Crystal Johnson	3	1	2	7	-.143	0	0	1	0	0	0	2	0	0
4	Sarah Cline	4	0	0	4	.000	0	1	0	1	9	0	0	0	0
6	Alexcis Thomson	4	4	2	12	.167	45	2	0	0	9	0	1	0	1
13	Meredith Moorhead	4	15	7	39	.205	0	1	2	3	12	0	1	1	0
14	Shonda Cole	4	18	15	65	.046	0	0	4	1	11	0	4	0	0
7	Marija Milosevic	4	7	7	27	.000	0	0	1	1	6	0	0	2	0
8	Dinelia Concepcion	4	0	0	0	.000	2	0	1	0	28	0	0	0	0
9	Petra Lorenzi	3	0	0	0	.000	8	1	1	0	3	0	0	0	1
20	Belita Salters	4	8	1	15	.467	0	0	0	0	0	0	2	0	0
TOTAL		4	57	36	181	.116	56	5	10	6	80	0	12	3	2

TUSCALOOSA, Ala. (Nov. 17, 2006) — The South Carolina volleyball team saw its hopes of an at-large NCAA Tournament bid dashed Friday night in Tuscaloosa, Ala., as the Crimson Tide of Alabama registered a 3-1 (30-27, 25-30, 21-30, 24-30) victory. The Gamecocks dropped to 15-16 on the year and finished with an 8-12 record in the SEC. Alabama improved to 16-12 and 11-8 in the conference.

With the loss, South Carolina was eliminated from consideration for an at-large bid to the NCAA Tournament, as teams must have above a .500 winning percentage.

Shonda Cole finished with 18 kills to lead South Carolina while adding 11 digs for her team-leading 10th double-double of the season. Alexcis Thomson had 45 assists as USC's setter and contributed four kills and nine defensive saves. Meredith Moorhead had her first career double-double on 15 kills and 12 digs, while Marija Milosevic and Belita Salters added seven and eight kills. Dinelia Concepcion tallied 28 digs for a career high.

Crystal Hudson led Alabama's offense with 19 kills. Bridget Fuentez and Brooks Webster had 14 and 10. Setter Brigitte Slack tallied 52 assists, seven digs and five kills. Amy Pauly turned in an impressive defensive performance with 26 digs.

The Gamecocks raced out to a 3-0 lead in the first game, however, Alabama went on a 4-0 run after the score was tied at 8-all. Carolina charged back to tie the contest up at 19-19 after the Crimson Tide's Hudson mistimed her jump on Slack's set and the ball fell to the ground. USC managed to build a 24-21 advantage after a kill by Cole, but Alabama answered by winning the next four rallies. Fuentez put Barna up 27-25 following a kill, but the Gamecocks rallied with a 5-0 run that included two kills by Cole and one each by Milosevic and Salters. Concepcion was a major factor for USC in the frame, contributing 10 digs.

Alabama had a 13-8 lead in the second game, but Carolina won eight of the next 11 points to bring the stanza to a stalemate at 16-all. The Crimson Tide retook the lead on the ensuing rally and eventually pushed the margin to four, 24-20, when Moorhead fired wide on an attack from the right side. Alabama surged to a seven-point lead at 29-22 before USC scored three unanswered points. Webster was able to put the game in the books with her fifth kill of the evening to tie the match at one game apiece.

The Crimson Tide went on a 5-0 run after leading 8-7 in the third game, and South Carolina never managed to recover. USC tried to come back when Moorhead served up an ace to make the score 20-14 in favor of Alabama, but Slack dumped a ball for a kill on the next rally to disrupt the Gamecocks' momentum. The Tide continued to rip kills from the right side for the rest of the frame en route to a 2-1 advantage in games won.

USC's Sarah Cline hit a serve that clipped the top of the net and just dropped over on Alabama's side for an ace to put her team up 9-7 in game four. The Tide responded by claiming six of the next seven points to snare a 13-10 advantage. Alabama was still leading by three at 15-12 before using a 5-1 run to put the game too far out of reach for South Carolina. USC did close the margin to as few as three, 21-18, but Alabama's defense was too tough to penetrate.

MATCH 32 College of Charleston 30 22 30 30 South Carolina 23 30 20 27

Nov. 22, 2006 • Columbia, S.C. • Loss, 1-3

COLLEGE OF CHARLESTON (27-7)

NO	PLAYER	GP	K	E	TA	PCT	A	SA	SE	RE	DIG	BS	BA	BE	BHE
1	Tiffany Blum	4	16	4	30	.400	0	0	0	0	1	0	2	0	0
3	Deanna Patrick	4	22	8	43	.326	0	0	0	0	3	0	0	1	0
4	Emily Sawin	4	9	2	27	.259	2	3	0	0	6	0	1	0	0
7	Alexis Lowes	4	7	5	28	.071	0	4	0	3	13	1	2	0	0
10	Annie Uthe	4	11	1	23	.435	1	1	1	0	2	0	2	3	1
12	Lindsey Kane	4	3	0	6	.500	58	0	1	0	7	0	1	1	2
2	Marie Dobrenz	4	0	0	1	.000	1	1	2	3	22	0	0	0	0
5	Megan Parkerson	4	1	0	1	1.000	0	0	2	2	3	0	0	0	0
TOTAL		4	69	20	159	.308	62	9	6	8	57	1	8	5	3

SOUTH CAROLINA (15-17)

NO	PLAYER	GP	K	E	TA	PCT	A	SA	SE	RE	DIG	BS	BA	BE	BHE
1	Ivana Kujundzic	4	4	0	10	.400	1	2	0	0	6	0	1	0	0
3	Crystal Johnson	4	4	1	7	.429	0	0	0	0	1	0	5	2	0
4	Sarah Cline	4	1	0	2	.500	0	0	1	2	13	0	0	0	0
6	Alexcis Thomson	4	2	2	11	.000	49	0	0	0	4	0	3	0	2
13	Meredith Moorhead	4	9	5	28	.143	3	0	3	5	3	0	3	0	0
14	Shonda Cole	4	29	9	65	.308	0	2	5	0	11	0	2	1	0
7	Marija Milosevic	4	12	3	23	.391	0	0	1	1	3	0	0	1	0
8	Dinelia Concepcion	4	0	0	0	.000	1	3	0	0	9	0	0	0	0
9	Petra Lorenzi	4	1	0	2	.500	6	1	0	0	6	0	0	0	1
20	Belita Salters	2	1	1	2	.000	1	0	0	0	0	0	0	0	0
	TEAM										1				
TOTAL		4	63	21	150	.280	61	8	10	9	56	0	14	4	3

COLUMBIA, S.C. (Nov. 22, 2006) — The South Carolina volleyball team dropped its 2006 finale against College of Charleston on Wednesday by a score of 3-1 (23-30, 30-22, 20-30, 27-30) in Columbia, S.C., to end the year with a 15-17 record. The Cougars improved to 27-7 overall with the victory.

USC senior Shonda Cole added 29 more kills to her season total, which ended at 703 to make her just the 14th player in NCAA history to eclipse the 700-kill plateau since rally scoring was first adopted for the 2001 season. Cole added 11 digs as well for her team-leading 11th double-double of the year.

Cole ended her career at Carolina ranked first in attacks (4,181) and kills per game (4.26) while holding down second place in kills (1,775). Her 305 total blocks also ranks No. 10 in school history. A native of Kings Mountain, N.C., Cole set USC season records in 2006 for kills (703), attacks (1,541) and kills per game (5.76). She also became the first Gamecock to average over 4.00 kills per game for three seasons.

Another significant contribution for Carolina on Wednesday night came from Marija Milosevic with 12 kills on 23 attempts. Meredith Moorhead had nine kills, and Sarah Cline led the team in digs with 13. Alexcis Thomson tallied 49 assists, four digs and three blocks.

Three Cougars reached double digits in kills, led by Deanna Patrick's 22. Tiffany Blum recorded 16 kills and Annie Uthe made 11. Marie Dobrenz had a match-high 22 digs, and Alexis Lowes reached double figures in digs as well with 11. Lindsey Kane notched 58 assists, seven digs and three kills.

The two teams battled back and forth in game one and were still at a stalemate with the scoreboard reading 22-all. College of Charleston sided out on the next rally and behind Dobrenz's serving managed to win the next six points to complete a 7-0 run. Ivana Kujundzic stopped the Cougars from finishing the game with eight consecutive points after she tallied a kill, but Patrick got a kill of her own on the next rally to close out the frame.

With the score tied 6-6 in the second game, the Gamecocks used a 5-0 spurt to grab control. The lead grew to six, 17-11, after another kill by Cole, but C of C slowly crept back into the game and eventually pulled with two when Emily Sawin scored an ace to make the score 19-17. South Carolina recovered and pushed its advantage to six following a service ace by Dinelia Concepcion to go ahead 24-18. The Gamecocks won game two when Kane mishandled a set.

South Carolina had an early 7-5 lead in the third stanza before the Cougars ran off seven points in a row. The Gamecocks were able to regroup midway through and got within two, 18-16, thanks to an ace by Kujundzic. After splitting the next two rallies, College of Charleston went on another run, this time a 6-0 tear to put the game out of reach.

USC trailed 10-7 in game No. 4 but responded with six straight points to lead by three. The Gamecocks were still leading 17-16 when the Cougars used a 4-0 spurt to gain a three-point advantage. College of Charleston's lead was four, 28-24, following a Lowes kill, but Carolina made a late charge in hopes of extending the match to a fifth game. Cole blasted another kill and Concepcion aced C of C to make the deficit two. The Gamecocks managed to fight off one match point with the final kill of Cole's career before the Cougars snagged the win.

2006 SEASON IN REVIEW