



2011-12 SOUTH CAROLINA BASKETBALL

OPENING TIP

Date: Saturday, February 25, 2012
Tipoff: 8 p.m. ET
Location: Columbia, S.C.
Arena: Colonial Life Arena (18,000)
Series: Tennessee leads 36-23
Television: FSN (check local listings)
Talent: Dave Neal (pxp), Mike Glenn (analyst)
Radio: Andy Demetra (pxp), Casey Manning (analyst)
 Gamecock Radio Network

GAME 28

2011-12 SCHEDULE

DATE	OPPONENT (TV)	TIME/RESULT
Nov. 3	Kentucky Wesleyan* (SS)	W, 69-59
Nov. 11	Western Carolina (SS)	W, 75-50
Nov. 15	at Elon (SS)	L, 58-53
<i>Continental Tire Las Vegas Invitational</i>		
Nov. 20	Tennessee State (SS)	L, 64-63
Nov. 22	Mississippi Valley State (SS)	W, 61-57
Nov. 25	No. 1 North Carolina (ESPN2)	L, 87-62
Nov. 26	Southern California (ESPN3.com)	L, 63-60
<i>Big East/SEC Challenge</i>		
Dec. 1	Providence (ESPNU)	L, 76-67
Dec. 4	at Clemson (ESPNU)	W, 58-55
Dec. 13	Presbyterian (SS)	W, 66-58
Dec. 17	No. 2 Ohio State (ESPN)	L, 74-66
Dec. 21	Southeastern Louisiana (SS)	W, 62-43
Dec. 28	Wofford (CSS)	W, 57-45
Dec. 31	USC Upstate (SS)	W, 72-66
Jan. 3	SC State	W, 79-51
Jan. 7	at No. 2 Kentucky* (SECN)	L, 79-64
Jan. 10	Vanderbilt* (ESPNU)	L, 67-57
Jan. 14	No. 19/19 Florida* (CSS)	L, 79-65
Jan. 21	at Auburn* (SECN)	L, 63-52
Jan. 25	Alabama* (SECN)	W, 56-54
Jan. 28	at Ole Miss* (FSN)	L, 66-62
Feb. 2	at No. 12/11 Florida* (ESPN2)	L, 74-66
Feb. 4	No. 1/1 Kentucky* (ESPN)	L, 86-52
Feb. 8	at Tennessee* (SECN)	L, 69-57
Feb. 11	at Arkansas* (SECN)	L, 76-65
Feb. 15	Georgia* (CSS)	W, 57-56
Feb. 18	LSU* (SECN)	L, 68-58
Feb. 22	at Vanderbilt* (SECN)	L, 59-48
Feb. 25	Tennessee* (FSN)	8 p.m.
Feb. 29	Mississippi State* (SECN)	8 p.m.
March 3	at Georgia* (SECN)	1:30 p.m.
<i>SEC Tournament (New Orleans, La.)</i>		
March 8	First Round (SECN)	TBA
March 9	Quarterfinals (SECN)	TBA
March 10	Semifinals (ABC)	TBA
March 11	Finals (ABC)	TBA

All home games in **bold** | All times listed Eastern
 * indicates SEC contest | & indicates exhibition | **SS**-SportSouth | **SECN**-SEC Network | **CSS**-CharterSports SE



**SOUTH CAROLINA
 GAMECOCKS**
 (10-17, 2-11 SEC)

- VS -

**TENNESSEE
 VOLUNTEERS**
 (15-13, 7-6 SEC)



Ranking: AP/Coaches (-/-)
Last Five: 1-4
Head Coach: Darrin Horn
Record at SC: 60-59 (4th)
Career Rec.: 171-107 (9th)
vs. UT: 0-9
SID: Emily Feeney

Stat Leaders (per game):
Points: Cooke (12.2)
Rebounds: Harris (5.4)
Assists: Ellington (2.8)
Blocks: Harris (2.4)
Steals: Cooke (1.7)

Ranking: AP/Coaches (-/-)
Last Five: 4-1
Head Coach: Cuonzo Martin
Record at UT: 15-13 (1st)
Career Rec.: 76-54 (4th)
vs. SC: 1-0
SID: Tom Satkowiak

Stat Leaders (per game):
Points: Golden (13.0)
Rebounds: Maymon (8.0)
Assists: Golden (4.7)
Blocks: Hall (0.9)
Steals: Maymon (0.9)

PROBABLE STARTERS (BASED ON PREVIOUS GAME)

South Carolina	Ht.	Wt.	Yr.	Hometown	PPG	RPG	MPG
G - #23, Bruce Ellington	5-9	197	So.	Moncks Corner, S.C.	10.4	2.5	28.2
G - #32, Damien Leonard	6-4	192	Fr.	Greenville, S.C.	6.7	1.1	19.8
F - #33, RJ Slawson	6-8	207	So.	Charleston, S.C.	4.8	3.9	18.1
F - #15, Malik Cooke	6-6	215	R-Sr.	Charlotte, N.C.	12.2	4.7	31.3
F - #45, Carlton Geathers	6-10	250	R-Fr.	Georgetown, S.C.	1.0	1.6	7.2

Tennessee	Ht.	Wt.	Yr.	Hometown	PPG	RPG	MPG
F - #5, Jarnell Stokes	6-8	250	Fr.	Memphis, Tenn.	8.4	7.0	23.5
F - #34, Jeronne Maymon	6-7	265	R-Jr.	Madison, Wisc.	12.5	8.0	27.5
G - #11, Trae Golden	6-1	209	So.	Powder Springs, Ga.	13.0	2.9	31.7
G - #13, Skylar McBee	6-3	199	Jr.	Rutledge, Tenn.	6.6	1.1	21.0
G - #23, Cameron Tatum	6-7	193	R-Sr.	Lithonia, Ga.	7.8	3.9	28.2











CAROLINA QUICK HITS

- South Carolina is in its 104th season of basketball.
- The Gamecocks are led by fourth-year head coach Darrin Horn.
- The Gamecocks are in their 21st season of competition in the Southeastern Conference in 2012. Carolina owns a 129-204 all-time record in SEC play.
- South Carolina returns to Colonial Life Arena to host Tennessee on Saturday. The Gamecocks suffered a 69-57 loss in Knoxville in the first meeting of the season between the two schools just two weeks ago. Sophomore guard Bruce Ellington led the Gamecocks with 12 points in the contest, while Brenton Williams and Damien Leonard both added 11.
- Following Saturday's game vs. UT, the Gamecocks will conclude the regular season hosting Mississippi State on Senior Night on Feb. 29, before traveling to Georgia on March 3 for the regular-season finale.
- The Gamecocks suffered a 59-48 loss at Vanderbilt on Wednesday. Both teams struggled offensively, as Carolina hit just 32.7 percent (18-55) and the Commodores just 38.5% (15-39). The story of the game was free throws, as Vandy attempted 28 in the game, compared to just four attempts by Carolina.
- In strictly SEC games, South Carolina ranks third in the SEC in steals (6.5) and blocks (4.5) per game.
- The Gamecocks had one of the toughest starts to SEC play this season, as the squad played Kentucky (currently 1st in the SEC) and Florida (second in the SEC) twice, and Vanderbilt (third in the SEC) once, in the first eight games of the league season.
- In the SEC statistical standings for overall games South Carolina ranks second in rebounding defense (32.9), fifth in steals per game (6.8), fifth in turnover margin (+1.2) and is fourth in the SEC in offensive rebounding (12.4).
- Senior forward Malik Cooke ranks fourth in the SEC (all games) with 1.7 steals per game.
- South Carolina ranks fourth in the SEC and is among the nation's top 30 with 5.0 blocks per game. Sophomore forward Damontre Harris ranks 29th nationally with 2.4 blocks per game, which is tied for second in the SEC.
- In games it has won in 2011-12, South Carolina holds a +10.8 scoring margin over its opponents. To compare, in games it has lost, Gamecock opponents score 11.2 more points per game.
- South Carolina is 430-439-1 all-time in the month of February.
- South Carolina has scored more points in the paint than its opponent 13 times, and has scored more points off turnovers 15 times this season. The Gamecocks average 25.5 points in the paint and average 14.7 points off turnovers per contest.
- When South Carolina played No. 1 Kentucky on Feb. 4, it marked the fourth top-two opponent the Gamecocks faced this season, as the squad had previously played then-No. 1 North Carolina, then-No. 2 Ohio State and the Wildcats when they were ranked No. 2 in early January. Those three teams have an average RPI of 5.3, with Kentucky the highest at 4 (as of Feb. 20 RPI report).



SOUTH CAROLINA GAMECOCKS

OVERALL: 10-17; SEC: 2-11; HOME: 9-7; AWAY: 1-8; NEUTRAL: 0-2

1		<p>BRENTON WILLIAMS - So. - G - 5-11 - 172 - Kissimmee, Fla.</p> <table border="1"> <thead> <tr> <th>MIN</th> <th>PTS</th> <th>RBS</th> <th>AST</th> <th>FG%</th> <th>3FG%</th> <th>FT%</th> </tr> </thead> <tbody> <tr> <td>14.3</td> <td>6.0</td> <td>0.8</td> <td>0.6</td> <td>37.8</td> <td>33.9</td> <td>80.8</td> </tr> </tbody> </table> <ul style="list-style-type: none"> • Junior college transfer from Santa Fe College • Scored an impressive nine points, hitting three 3s, including two from several steps back from the line, vs. Florida on Jan. 14 • Played 16 minutes off the bench vs. Alabama; blocked one shot • Averaging 8.0 points per game, hitting 44.1% from the floor over last 5 games 	MIN	PTS	RBS	AST	FG%	3FG%	FT%	14.3	6.0	0.8	0.6	37.8	33.9	80.8
MIN	PTS	RBS	AST	FG%	3FG%	FT%										
14.3	6.0	0.8	0.6	37.8	33.9	80.8										
2		<p>BRIAN RICHARDSON - So. - G - 6-4 - 171 - Wilson, N.C.</p> <table border="1"> <thead> <tr> <th>MIN</th> <th>PTS</th> <th>RBS</th> <th>AST</th> <th>FG%</th> <th>3FG%</th> <th>FT%</th> </tr> </thead> <tbody> <tr> <td>13.3</td> <td>3.4</td> <td>1.1</td> <td>0.5</td> <td>30.0</td> <td>23.2</td> <td>80.0</td> </tr> </tbody> </table> <ul style="list-style-type: none"> • Tallied a season high 12 points vs. Southern Cal on Nov. 26 • Matched career high with two steals vs. Presbyterian on Dec. 13 • Was 2-of-3 from 3-point range vs. Vanderbilt • Earned first start of season vs. Florida on Jan. 14, scored seven points • Tallied five points at Florida on Feb. 2 	MIN	PTS	RBS	AST	FG%	3FG%	FT%	13.3	3.4	1.1	0.5	30.0	23.2	80.0
MIN	PTS	RBS	AST	FG%	3FG%	FT%										
13.3	3.4	1.1	0.5	30.0	23.2	80.0										
5		<p>ERIC SMITH - So. - G - 5-11 - 210 - Mullins, S.C.</p> <table border="1"> <thead> <tr> <th>MIN</th> <th>PTS</th> <th>RBS</th> <th>AST</th> <th>FG%</th> <th>3FG%</th> <th>FT%</th> </tr> </thead> <tbody> <tr> <td>15.5</td> <td>4.5</td> <td>1.0</td> <td>1.3</td> <td>42.1</td> <td>41.7</td> <td>56.3</td> </tr> </tbody> </table> <ul style="list-style-type: none"> • Sophomore point guard who has started 13 contests in 2011-12 • Scored with 25.9 seconds on the clock, crucial shot in victory at Clemson • Top game of the season, scored career high 18 points vs. Tenn State • Five games with at least eight points this season, including two double-digit scoring games (vs. Tennessee State and Providence) 	MIN	PTS	RBS	AST	FG%	3FG%	FT%	15.5	4.5	1.0	1.3	42.1	41.7	56.3
MIN	PTS	RBS	AST	FG%	3FG%	FT%										
15.5	4.5	1.0	1.3	42.1	41.7	56.3										
13		<p>ANTHONY GILL - Fr. - F - 6-8 - 235 - Charlotte, N.C.</p> <table border="1"> <thead> <tr> <th>MIN</th> <th>PTS</th> <th>RBS</th> <th>AST</th> <th>FG%</th> <th>3FG%</th> <th>FT%</th> </tr> </thead> <tbody> <tr> <td>25.1</td> <td>7.7</td> <td>4.7</td> <td>1.2</td> <td>46.0</td> <td>40.7</td> <td>65.6</td> </tr> </tbody> </table> <ul style="list-style-type: none"> • Freshman forward second on the team with 4.7 rebounds per game • Key contributor in win at Clemson; scoring five points in final five minutes • Scored 11 points at Florida on Feb. 2 • Was a perfect 5-of-5 from the free throw line in win vs. Georgia • Has 10 double-figure scoring games this season 	MIN	PTS	RBS	AST	FG%	3FG%	FT%	25.1	7.7	4.7	1.2	46.0	40.7	65.6
MIN	PTS	RBS	AST	FG%	3FG%	FT%										
25.1	7.7	4.7	1.2	46.0	40.7	65.6										
15		<p>MALIK COOKE - R-Sr. - F - 6-6 - 215 - Charlotte, N.C.</p> <table border="1"> <thead> <tr> <th>MIN</th> <th>PTS</th> <th>RBS</th> <th>AST</th> <th>FG%</th> <th>3FG%</th> <th>FT%</th> </tr> </thead> <tbody> <tr> <td>31.3</td> <td>12.2</td> <td>4.7</td> <td>1.7</td> <td>41.0</td> <td>31.1</td> <td>79.3</td> </tr> </tbody> </table> <ul style="list-style-type: none"> • Career high 24 pts. vs. USC Upstate; also 10 rbs. for 3rd career double-double • Leads team in overall games with 12.2 points per game; 11.2 in SEC play • Has led or shared team lead in scoring 11 times and in steals 15 times • Scored game winner vs. Georgia on jumper with 20 seconds remaining • Led team with 17 points vs. LSU; scored 1,000th career point vs. Tigers 	MIN	PTS	RBS	AST	FG%	3FG%	FT%	31.3	12.2	4.7	1.7	41.0	31.1	79.3
MIN	PTS	RBS	AST	FG%	3FG%	FT%										
31.3	12.2	4.7	1.7	41.0	31.1	79.3										
23		<p>BRUCE ELLINGTON - So. - G - 5-9 - 197 - Moncks Corner, S.C.</p> <table border="1"> <thead> <tr> <th>MIN</th> <th>PTS</th> <th>RBS</th> <th>AST</th> <th>FG%</th> <th>3FG%</th> <th>FT%</th> </tr> </thead> <tbody> <tr> <td>28.2</td> <td>10.4</td> <td>2.5</td> <td>2.8</td> <td>35.7</td> <td>34.0</td> <td>72.0</td> </tr> </tbody> </table> <ul style="list-style-type: none"> • Hit winning free throws vs. Clemson with 13.0 seconds on the clock • Posted a season high 20 points vs. Vanderbilt on Jan. 10 • Earned first start of season vs. Florida on Jan. 14, led team in scoring with 17 • Scored with 1.3 seconds left on clock for game winner vs. Alabama; 12 points • Averaging 3.8 assists per game over the course of the last five games 	MIN	PTS	RBS	AST	FG%	3FG%	FT%	28.2	10.4	2.5	2.8	35.7	34.0	72.0
MIN	PTS	RBS	AST	FG%	3FG%	FT%										
28.2	10.4	2.5	2.8	35.7	34.0	72.0										
24		<p>DAMONTRE HARRIS - So. - F - 6-9 - 226 - Fayetteville, N.C.</p> <table border="1"> <thead> <tr> <th>MIN</th> <th>PTS</th> <th>RBS</th> <th>BLK</th> <th>FG%</th> <th>3FG%</th> <th>FT%</th> </tr> </thead> <tbody> <tr> <td>26.1</td> <td>7.0</td> <td>5.4</td> <td>2.4</td> <td>54.1</td> <td>0.0</td> <td>82.4</td> </tr> </tbody> </table> <ul style="list-style-type: none"> • Collected first-career double-double with 11 points and a game high 10 rebounds vs. Vanderbilt on Jan. 10; also blocked one shot and collected one steal • Blocked a career high six shots at Auburn, again at Florida on Feb. 2 • Averaging 5.9 rebounds per game in league play • Six points, six rebounds and four blocks vs. Vandy on Feb. 22 	MIN	PTS	RBS	BLK	FG%	3FG%	FT%	26.1	7.0	5.4	2.4	54.1	0.0	82.4
MIN	PTS	RBS	BLK	FG%	3FG%	FT%										
26.1	7.0	5.4	2.4	54.1	0.0	82.4										
30		<p>LAKEEM JACKSON - Jr. - F - 6-5 - 238 - Charlotte, N.C.</p> <table border="1"> <thead> <tr> <th>MIN</th> <th>PTS</th> <th>RBS</th> <th>AST</th> <th>FG%</th> <th>3FG%</th> <th>FT%</th> </tr> </thead> <tbody> <tr> <td>18.1</td> <td>3.6</td> <td>2.9</td> <td>1.6</td> <td>49.4</td> <td>0.0</td> <td>36.7</td> </tr> </tbody> </table> <ul style="list-style-type: none"> • Experienced junior who saw time early at the point guard position while Ellington was competing with the football team • Posted six points vs. #2 Ohio State • Solid in win over Wofford; six points, four assists • Collected three steals, while adding six points at Arkansas on Feb. 11 	MIN	PTS	RBS	AST	FG%	3FG%	FT%	18.1	3.6	2.9	1.6	49.4	0.0	36.7
MIN	PTS	RBS	AST	FG%	3FG%	FT%										
18.1	3.6	2.9	1.6	49.4	0.0	36.7										
32		<p>DAMIEN LEONARD - Fr. - G - 6-4 - 192 - Greenville, S.C.</p> <table border="1"> <thead> <tr> <th>MIN</th> <th>PTS</th> <th>RBS</th> <th>AST</th> <th>FG%</th> <th>3FG%</th> <th>FT%</th> </tr> </thead> <tbody> <tr> <td>19.8</td> <td>6.7</td> <td>1.1</td> <td>0.4</td> <td>31.4</td> <td>31.7</td> <td>61.9</td> </tr> </tbody> </table> <ul style="list-style-type: none"> • Tallied team high 15 points, hitting three 3s at No. 2 UK, first career SEC game • Posted a season high 19 points, hitting 7-of-16; four 3s vs. No. 1 UK on Feb. 4 • Posted four points and one steal vs. LSU 	MIN	PTS	RBS	AST	FG%	3FG%	FT%	19.8	6.7	1.1	0.4	31.4	31.7	61.9
MIN	PTS	RBS	AST	FG%	3FG%	FT%										
19.8	6.7	1.1	0.4	31.4	31.7	61.9										
33		<p>RJ SLAWSON - So. - F - 6-8 - 207 - Charleston, S.C.</p> <table border="1"> <thead> <tr> <th>MIN</th> <th>PTS</th> <th>RBS</th> <th>BLK</th> <th>FG%</th> <th>3FG%</th> <th>FT%</th> </tr> </thead> <tbody> <tr> <td>18.1</td> <td>4.8</td> <td>3.9</td> <td>0.6</td> <td>46.2</td> <td>29.7</td> <td>61.8</td> </tr> </tbody> </table> <ul style="list-style-type: none"> • Collected first career double-double with 13 points and 14 rebounds vs. UNC • Five points, six rebounds, one assist, one steal and one block at No. 2 Kentucky on Jan. 7 • Collected 9 rebounds, including 6 offensive in just 15 minutes vs. Alabama • Earned first start of his career at Tennessee, scored 9 points, 5 rebounds 	MIN	PTS	RBS	BLK	FG%	3FG%	FT%	18.1	4.8	3.9	0.6	46.2	29.7	61.8
MIN	PTS	RBS	BLK	FG%	3FG%	FT%										
18.1	4.8	3.9	0.6	46.2	29.7	61.8										
45		<p>CARLTON GEATHERS - R-Fr. - 6-10 - 250 - Georgetown, S.C.</p> <table border="1"> <thead> <tr> <th>MIN</th> <th>PTS</th> <th>RBS</th> <th>BLK</th> <th>FG%</th> <th>3FG%</th> <th>FT%</th> </tr> </thead> <tbody> <tr> <td>7.2</td> <td>1.0</td> <td>1.6</td> <td>0.5</td> <td>42.9</td> <td>0.0</td> <td>75.0</td> </tr> </tbody> </table> <ul style="list-style-type: none"> • Has played well defensively, blocking an average of 0.6 shots per game; with season highs of three blocks vs. Mississippi Valley State and Providence • Blocked one shot vs. #2 Ohio State • Played an SEC season high 13 minutes vs. Ole Miss, 2 points, 2 rebounds • First career start vs. Vandy on Feb. 22; scored 2 points, 2 rebounds 	MIN	PTS	RBS	BLK	FG%	3FG%	FT%	7.2	1.0	1.6	0.5	42.9	0.0	75.0
MIN	PTS	RBS	BLK	FG%	3FG%	FT%										
7.2	1.0	1.6	0.5	42.9	0.0	75.0										

INTERVIEW POLICIES

All interview requests must be made in advance to SID Emily Feeney in the South Carolina Media Relations Office. Beginning with the start of practice in October, Feeney will release a weekly coach and player availability schedule to media no later than 9 a.m. each Monday morning during the season.

Post-Game Interview Policy: After each home game, the visiting coach will address the media first, followed by South Carolina head coach Darrin Horn and then South Carolina players. (Depending on deadline and during non-conference season, this may be altered on a game-by-game basis)

Road Interview Policy: Interviews with Coach Horn while on the road will be scheduled according to the home post-game media procedure. No player interviews are allowed until after the game once the team leaves Columbia.

All interviews are to be coordinated through the Media Relations Office. This allows the staff to arrange the interview when it best suits the student-athlete's and the reporter's schedules. Please contact the Media Relations Office in advance to make your interview requests. Media are not permitted to contact student-athletes on their own at any time.

All interviews will take place at the designated media interview site for that day as listed in the weekly availability schedule or in the Media Relations Office.

Dormitory, apartment and cell phone numbers for student-athletes will not be provided to the media. Should you need to conduct a telephone interview with a student-athlete, a call will be placed to you from the student-athlete at a mutually agreeable time.

SOUTH CAROLINA MEDIA RELATIONS

Emily Feeney, primary contact

Assistant Director

cell: 803-727-3284

e-mail: efeeney@mailbox.sc.edu

Website: www.GamecocksOnline.com

Facebook: www.Facebook.com/gamecocksonline

Twitter: @GamecockMBB

2011-12 STAT COMPARISON

	SC	TENNESSEE
Record	10-17	15-13
Conference Record	2-11	7-6
Current Streak	L2	W1
Scoring Avg.	61.5	68.6
Opponent Scoring Avg.	64.6	65.1
Scoring Margin	-3.1	+3.5
Field Goal %	.407	.443
Opponent Field Goal %	.446	.418
3-Point Field Goal %	.323	.358
Opponent 3-Point Field Goal %	.385	.345
3-Point Field Goal Made PG	6.4	7.1
3-Point Field Goal Attempts PG	19.9	19.8
Free Throw %	.701	.690
Opponent Free Throw %	.693	.701
Rebounding Avg.	31.2	36.2
Opponent Rebounding Avg.	32.9	33.0
Rebounding Margin	-1.7	+3.3
Turnovers Avg.	12.9	13.8
Opponent Turnover Avg.	14.1	12.1
Assists Avg.	10.1	13.0
Blocks Avg.	5.0	4.5
Steals Avg.	6.8	5.5

WEEKLY MEDIA AVAILABILITY (FEB. 19-25)

SUNDAY Feb. 19	MONDAY Feb. 20	TUESDAY Feb. 21	WEDNESDAY Feb. 22	THURSDAY Feb. 23	FRIDAY Feb. 24	SATURDAY Feb. 25
No Availability	SEC Teleconf. Horn at 11:14 am ET	Availability 2:30 p.m. Practice Facility	at Vanderbilt L, 59-48	No Availability	Availability 12:30 p.m.	vs. Tennessee 8 p.m. ET FSN

* All practices are closed * please contact SID Emily Feeney for all media requests

A SOUTH CAROLINA WIN WOULD ...

- Be South Carolina's 10th win at Colonial Life Arena this season
- Be Carolina's first win vs. Tennessee since the 2007 campaign

BY THE NUMBERS

11.6 - Over the course of the last five games, senior forward Malik Cooke paces South Carolina with 11.6 points per game. Sophomore forward Damontre Harris' 6.0 rebounds and 2.8 blocks per game are team highs during the stretch.

25.0% - South Carolina held Vanderbilt to just 25 percent (4-16) from 3-point range on Wednesday in Nashville. Vandy, one of the nation's top 3-point shooting team's, attempted just 16 from beyond the arc in the game, over six attempts less than the Commodores average per game. The 25 percent was also the lowest average for Vandy in SEC play this season.

38.5 - The Gamecocks played outstanding defensively vs. the Commodores as mentioned in the note above. Vanderbilt hit just 38.5 percent (15-39) in the game, its second-lowest percentage of the SEC season. The 15 made shots by Vandy tied for the lowest by a South Carolina opponent under the direction of Darrin Horn.

+7.2 - In SEC games this season, South Carolina opponents attempt 7.2 more free throws per game than the Gamecocks, as SC attempts 12.9 per outing and opponents 20.1.

SCOUTING TENNESSEE

The Vols enter Saturday's contest with a 15-13 overall record, including an impressive 7-6 mark in league play ... UT has won five of its last six contests, including most recently a 73-60 victory vs. Ole Miss on Wednesday ... Sophomore guard Trae Golden leads the team with 13.0 points and 4.7 assists per game in overall games, while junior forward Jeronne Maymon paces the team in league play with 14.4 points and 8.2 rebounds per outing ... The Vols are 1-5 in league games on the road this season with the lone win at Florida earlier this month ... UT head coach Cuonzo Martin will be making his first trip to Columbia as the head coach at Tennessee on Saturday.

UP NEXT

South Carolina will host Mississippi State next Wednesday (Feb. 29) in the final home contest of the regular season. The game will serve as senior night for forward Malik Cooke and manager Philip Deter. Game time is set for 8 p.m. ET on the SEC Network.

TENNESSEE SERIES INFORMATION

■ Tennessee holds a 36-23 upperhand in the all-time series, but the Gamecocks lead the series in Columbia, 14-11.

■ UT has won 10 straight games in the series, including the Feb. 8, 69-57 win against the Gamecocks.

■ South Carolina's last win in the series was an 81-64 home win on Feb. 17, 2007.

COOKE LEADS BY EXAMPLE

■ Senior forward Malik Cooke has been one of Carolina's most consistent players in several statistical columns in 2011-12. The Charlotte, N.C., native has tallied 18 double-figure scoring games, 16 games with at least two assists, 12 games with at least five rebounds and 16 games with at least two steals. He leads the Gamecocks in points, scoring average, field goal attempts, free throw attempts and free throws made, in steals and in minutes per game.

STATISTICAL TRENDS, WINS AND LOSSES

■ Below is a breakdown of some key statistical categories in South Carolina wins and losses:

Wins		Losses
64.3	Scoring Avg.	59.8
42.9	FG Percent	39.4
38.4	FG Percent Defense	48.2
35.2	3FG Percent	30.9
31.3	3FG Percent Defense	43.2
+1.2	Rebounding Margin	-3.4
17.6	Free Throw Attempts/game	13.5
11.2	Assists/game	9.5

SEC LEGEND

■ Henry Martin (1943, 1947-49), the first 1,000 point scorer in South Carolina history, will be honored at this year's SEC Tournament as a 2012 Legend. Martin played basketball at Carolina during the 1943 season and again from 1947-49. He was the first Carolina basketball player to score 1,000 career points, finishing his career with 1,082 points, an average of 12.2 points per game. He scored at a clip of 16.0 points per game during his senior season. He capped off his career with a 32-point performance as the Gamecocks defeated archrival Clemson in 1949. Martin was inducted into the school's Hall of Fame in 2008.

DISTRIBUTION IN THE NUMBERS

■ South Carolina has several players making a significant impact in several various categories. Only senior forward Malik Cooke (12.2) and sophomore guard Bruce Ellington (10.4) average double-digit points, but four others average at least 6.0 points per game. Similarly, sophomore forward Damontre Harris leads the team with 5.4 rebounds per game, but three others average at least 3.9 boards per outing. Same with assists, as five have tallied at least 32 this season, led by Ellington's 56 (2.8 per game).

► ASSOCIATED PRESS TOP 25

Feb. 20, 2012

Rk.	Team	Record	Pts.
1	Kentucky (63)	26-1	1,623
2	Syracuse (2)	27-1	1,559
3	Missouri	25-2	1,498
4	Kansas	22-5	1,377
5	Duke	23-4	1,359
6	Michigan State	22-5	1,317
7	North Carolina	23-4	1,261
8	Ohio State	22-5	1,139
9	Georgetown	20-5	1,085
10	Marquette	22-5	1,013
11	Michigan	20-7	869
12	Florida	21-6	860
13	Baylor	22-5	859
14	Murray State	26-1	765
15	Florida State	19-7	620
16	Wisconsin	20-7	615
17	Louisville	21-6	495
18	New Mexico	22-4	469
19	Wichita State	24-4	467
20	Notre Dame	19-8	457
21	UNLV	22-6	325
22	Temple	21-5	281
23	Indiana	20-7	246
24	San Diego State	20-6	176
25	Virginia	20-6	153

Others receiving votes: Creighton 76, Gonzaga 47, Brigham Young 29, Saint Louis 25, Drexel 13, Harvard 12, Vanderbilt 12, California 11, Saint Mary's 7, Long Beach State 4, Virginia Commonwealth 1

Dropped from rankings: Saint Mary's 21, Gonzaga 24

► ESPN/USA TODAY TOP 25

Feb. 20, 2012

Rk.	Team	Record	Pts.
1	Kentucky (31)	26-1	775
2	Syracuse	27-1	744
3	Missouri	25-2	713
4	Duke	23-4	662
5	Kansas	22-5	644
6	Michigan State	22-5	613
7	North Carolina	23-4	592
8	Georgetown	20-5	539
9	Ohio State	22-5	504
10	Marquette	22-5	485
11	Florida	21-6	454
12	Murray State	26-1	416
13	Michigan	20-7	377
14	Baylor	22-5	374
15	Wisconsin	20-7	292
16	Florida State	19-7	290
17	Louisville	21-6	277
18	Notre Dame	19-8	223
19	Wichita State	24-4	183
20	UNLV	22-6	174
21	New Mexico	22-4	142
22	Temple	21-5	114
23	Saint Mary's	23-5	101
24	Indiana	20-7	81
25	San Diego State	20-6	76

Others receiving votes: Virginia 73, Creighton 51, California 21, Gonzaga 13, Saint Louis 11, Mississippi State 10, Harvard 10, Drexel 9, Vanderbilt 9, Kansas State 8, Middle Tennessee 6, Long Beach State 3, Virginia Commonwealth 2, Weber State 2, Nevada 1, Iowa State 1

Dropped from rankings: Virginia 22, Mississippi State 23, Gonzaga 24



SOUTHEASTERN CONFERENCE STANDINGS

Team	Conference	Overall
Kentucky	13-0	27-1
Florida	10-3	22-6
Vanderbilt	9-4	10-8
Alabama	7-6	18-9
LSU	7-6	17-10
Tennessee	7-6	15-13
Mississippi State	6-7	19-9
Arkansas	5-8	17-11
Ole Miss	5-8	15-12
Auburn	4-9	14-13
Georgia	3-10	12-15
South Carolina	2-11	10-17

COACHES TELECONFERENCE

The weekly SEC men's basketball coaches teleconference is scheduled for every Monday Jan. 4 - March 5.

The 12 Southeastern Conference men's head basketball coaches will be featured from 10:00 - 11:17 a.m. (CT).

Media representatives wishing to participate in the teleconference should contact the SEC Media Relations Department for further details. Each coach will appear on the teleconference for seven minutes, according to the following schedule:

Order of Appearance (All Times Central)

10:00 a.m. Kevin Stallings, Vanderbilt

10:07 a.m. Billy Donovan, Florida

10:14 a.m. Darrin Horn, South Carolina

10:21 a.m. Mark Fox, Georgia

10:28 a.m. Trent Johnson, LSU

10:35 a.m. John Calipari, Kentucky

10:42 a.m. Cuonzo Martin, Tennessee

10:49 a.m. Mike Anderson, Arkansas

10:56 a.m. Anthony Grant, Alabama

11:03 a.m. Tony Barbee, Auburn

11:10 a.m. Andy Kennedy, Ole Miss

11:17 a.m. Rick Stansbury, Miss. State

In addition, the SEC men's basketball teams who make it to postseason will be on a teleconference on Monday, March 15 beginning at 10:00 a.m. CT.

All SEC basketball teleconferences can be listened to on the internet at www.secsports.com starting at 1:00 p.m. CT.

SOUTH CAROLINA BENCH PRODUCTION

GAME	SC-OPP	DIFF.	SC HIGH BENCH SCORER
Western Car.	38-16	+22	Williams (13)
at Elon	15-16	-1	Smith (6)
Tenn. State	29-22	7	Smith (18)
Miss. Val. St.	7-11	-4	Slawson (4)
vs. UNC	19-30	-11	Slawson (14)
vs. SoCal	25-4	+21	Richardson (12)
Providence	23-10	+13	Slawson (8)
at Clemson	20-16	+4	Richardson/Ellington (9)
Presbyterian	27-9	+18	Ellington (15)
Ohio State	19-11	+8	Ellington (8)
SE Louisiana	18-23	-5	Leonard (8)
Wofford	40-2	+38	Ellington (17)
USC Upstate	30-16	+14	Williams (11)
SC State	37-10	+27	Ellington/Leonard/Slawson (9)
at Kentucky	28-11	+17	Leonard (15)
Vandy	26-19	+7.0	Ellington (20)
Florida	14-14	-	Williams (9)
at Auburn	20-20	-	Williams/Leonard (6)
Alabama	6-20	-14	Slawson (4)
at Ole Miss	17-15	+2	Williams (15)
at Florida	16-11	+5	Williams (8)
Kentucky	10-19	-9	Williams (3)
at Tennessee	14-15	-1	Williams (11)
at Arkansas	23-51	-28	Williams (8)
Georgia	19-14	+5	Williams (10)
LSU	20-10	+10	Gill (9)
at Vandy	13-2	+11	Harris (6)
Tennessee			
Miss. State			
at Georgia			

SPECIALTY STATS

(PP) points in paint; (OT) points off turnovers; (2nd) second chance points; (FB) fast break points

(South Carolina-Opponent)

GAME	PP	OT	2ND	FB
Western Car.	46-18	22-15	20-9	19-10
at Elon	26-10	8-2	10-7	6-0
Tenn. State	24-14	15-14	9-11	11-6
Miss. Val. St.	22-18	17-15	14-3	13-8
vs. UNC	20-44	8-28	16-16	0-16
vs. SoCal	24-26	12-18	9-17	2-4
Providence	36-34	14-19	21-11	4-16
at Clemson	26-22	13-9	9-8	0-4
Presbyterian	34-26	20-10	12-10	19-4
Ohio State	28-38	16-15	11-19	4-8
SE Louisiana	22-16	30-6	15-10	3-3
Wofford	18-18	11-18	8-8	2-6
USC Upstate	32-28	10-19	16-17	6-8
SC State	32-16	19-7	6-12	6-6
at Kentucky	26-48	16-10	15-4	0-12
Vandy	24-14	14-9	14-12	2-8
Florida	24-26	11-22	16-14	12-13
at Auburn	20-24	19-28	14-13	2-10
Alabama	32-34	10-8	13-13	6-8
at Ole Miss	28-30	19-16	14-12	12-10
at Florida	30-30	17-21	14-17	2-2
Kentucky	14-42	1-8	8-19	10-9
at Tennessee	8-12	18-12	11-13	5-2
at Arkansas	30-46	23-25	17-12	6-11
Georgia	22-20	10-12	8-9	5-10
LSU	26-24	17-7	6-6	6-9
at Vandy	14-22	7-14	8-4	0-6
Tennessee				
Miss. State				
at Georgia				
SC Total	688	397	334	163
SC Average	25.5	14.7	12.4	6.0
Opp Total	680	387	306	209
Opp Average	25.2	14.3	11.3	7.7

UNIVERSITY INFORMATION

Location	Columbia, S.C.
Founded	1801
Enrollment	29,957
Nickname	Gamecocks
Colors	Garnet (PMS 202) and Black
National Affiliation	NCAA Division I
Conference	Southeastern (SEC)
Athletics Web Address	www.GamecocksOnline.com
University Web Address	www.sc.edu
President	Dr. Harris Pastides
NCAA Representative	Dr. Zach Kelehear
Athletics Director	Eric Hyman
Basketball Administrator/Executive Associate AD	Kevin O'Connell

BASKETBALL STAFF/INFORMATION

Head Coach	Darrin Horn
Alma Mater	Western Kentucky, '95
Record At South Carolina/Seasons	60-59 (.504), 22-38 SEC/4th season
Overall Record/Seasons	171-107 (.615)/9th season
Assistant Coaches	Neill Berry (Southeastern Louisiana, '03) Michael Boynton Jr. (South Carolina, '04) Cypheus Bunton (Western Kentucky, '95)
Director of Basketball Operations	Justin Phelps (Kent State, '06)
Strength & Conditioning Coach	Irele Oderinde (Western Kentucky, '03)
Athletic Trainer	Mark Rodger (Buffalo, '01)
Home Arena	Colonial Life Arena
Capacity	18,000
Arena General Manager	Lexie Boone
Press Row Phone Number	803-777-6182

BASKETBALL HISTORY

First Year of Basketball	1908
All-Time Record	1,296-1,146-1 (.530)
Overall Postseason Record	25-18
NCAA Tournament Appearances	1971, 1972, 1973, 1974, 1989, 1997, 1998, 2004
NCAA Tournament Record	4-9
Last NCAA Tournament Appearance	2004, L vs. Memphis, 59-43
NIT Appearances	1969, 1975, 1978, 1983, 1991, 1996, 2001, 2002, 2005, 2006, 2009
NIT Record	21-9
Last NIT Appearance	2009, L vs. Davidson, 70-63
Conference Championships	1970 ACC, 1997 SEC, 2009 SEC East Co-Champs
Conference Tournament Titles	1934 SoCon, 1971 ACC

TEAM INFORMATION

2010-11 Record	14-16
Southeastern Conference Record/Finish	5-11/6th SEC East
Postseason	NA
Letterwinners Returning/Lost	7/4
Starters Returning/Lost	4/1
Newcomers	3
Roster Breakdown	1 senior, 1 junior, 6 sophomores, 3 freshmen
Returning Scoring	1,285 of 2,027 (63.3%)
Returning Field Goals	468 of 741 (63.1%)
Returning Rebounding	720 of 1,144 (69.0%)
Returning Assists	259 of 327 (79.2%)
Returning Minutes	4,128 of 6,100 (67.6%)

MEDIA RELATIONS

Asst. Media Relations Director/Men's Basketball Contact	Emily Feeney
Feeney's email	efeeney@mailbox.sc.edu
Feeney's office phone	803-777-7743
Website	GamecocksOnline.com

2011-12 SOUTH CAROLINA ROSTER

No.	Name	Pos.	Ht.	Wt.	Cl.	Exp.	Hometown (High/Last School)
1	Brenton Williams	G	5-11	172	SO	JC	Kissimmee, Fla. (Osceola High School)
2	Brian Richardson	G	6-4	171	SO	1VL	Wilson, N.C. (Greenfield School)
5	Eric Smith	G	5-11	210	SO	1VL	Mullins, S.C. (Christ School)
12	Shane Phillips*	G	5-10	170	JR	HS	Wheeling, W. Va. (Wheeling Central)
13	Anthony Gill	F	6-8	235	FR	HS	Charlotte, N.C. (Charlotte Christian School)
15	Malik Cooke	F	6-6	215	RS SR	3VL	Charlotte, N.C. (Christ School)
23	Bruce Ellington	G	5-9	197	SO	1VL	Moncks Corner, S.C. (Berkeley)
24	Damontre Harris	F	6-9	226	SO	1VL	Fayetteville, N.C. (Trinity Christian)
30	Lakeem Jackson	SF	6-5	238	JR	2VL	Charlotte, N.C. (Christ School)
32	Damien Leonard	G	6-4	192	FR	HS	Greenville, S.C. (J.L. Mann)
33	RJ Slawson	F	6-8	207	SO	1VL	Charleston, S.C. (Fort Dorchester)
35	Alex Irwin*	F	6-4	170	JR	HS	Richmond, Va. (Woodberry Forest)
45	Carlton Geathers	F	6-10	250	RS FR	HS	Georgetown, S.C. (Carvers Bay)

* denotes walk-on

Head Coach: Darrin Horn | **Assistant Coaches:** Neill Berry, Mike Boynton Jr., Cypheus Bunton |
Director of Basketball Operations: Justin Phelps | **Strength & Conditioning Coach:** Irele Oderinde |
Athletic Trainer: Mark Rodger

TREND SETTING

Gamecock trends under Darrin Horn ...

- South Carolina is 22-11 when collecting at least 10 steals in a contest.
 - South Carolina collected a season high 12 steals vs. Ole Miss on Jan. 28.
- The Gamecocks are 24-17 when blocking at least seven shots in a game.
 - The Gamecocks average 5.0 blocks per game this season; Carolina blocked eight shots on Feb. 15 vs. Georgia, one shy of matching the season high of nine.
- South Carolina is 56-17 when holding its opponents under 45% shooting from the field.
 - South Carolina has held 13 opponents to under 45% shooting from the field in 2011-12.
- Carolina is 32-13 when out-rebounding its opponent.
 - The Gamecocks have out-rebounded 12 of 27 opponents this season, including a 43-35 mark vs. UNC.

SEASON NOTABLES

- Behind freshman forward Anthony Gill's 14-point performance, the Gamecocks earned a 69-59 victory over D-II powerhouse Kentucky Wesleyan in the lone exhibition of the season on Nov. 3. Senior forward Malik Cooke chipped in 11 points and sophomore forward RJ Slawson added 10, while collecting a team-best nine rebounds.
- South Carolina earned a 75-50 victory over Western Carolina in the season opener on Nov. 11. Freshman forward Anthony Gill paced Carolina with 14 points, while sophomore guard Brenton Williams impressed, scoring 13 points on 5-of-8 shooting from the floor, while collecting five steals.
- South Carolina first-year players (Gill, Leonard, Williams, Geathers) accounted for 36 points vs. Western Carolina on Nov. 11. Gill paced the group with 14 points.
- Carolina's 12 3-point field goal attempts versus Western Carolina ranked as the second-fewest in the Darrin Horn era. The Gamecocks have attempted just 12 on six occasions, with the previous time in a 74-61 win over Delaware State on Dec. 1, 2010. Under Horn, the fewest attempts by Carolina in a game is 10, which has happened three times.
- South Carolina sophomore guard Eric Smith tallied a career high 18 points in just 18 minutes vs. Tennessee State on Nov. 20. The Mullins, S.C., native hit 6-of-10 from the floor, including a stellar 5-of-7 from 3-point range. Smith's previous career high was nine points.
- Senior forward Malik Cooke paced the Gamecocks with 18 points against Mississippi Valley State on Nov. 22, including a stellar 10-of-12 mark from the free throw line. Both his free throws made and attempted were career highs for the Charlotte, N.C., native.
- South Carolina rallied from an 11-point deficit with 6:36 to go against MVSU, out-scoring the Delta Devils 22-7 over the final minutes for the win. The Gamecocks converted on six MVSU turnovers for 12 points down the stretch, using solid half-court pressure to force the giveaways.
- Sophomore forward RJ Slawson had a career night against top-ranked North Carolina on Nov. 25, posting career highs with 13 points, 14 rebounds and four blocks. It was the most rebounds in a game for South Carolina since Sam Muldrow collected 14 vs. Vanderbilt on Jan. 8, 2011.
- South Carolina concluded play in the Continental Tire Las Vegas Invitational with a 63-60 loss to Southern California on Nov. 26. Sophomore forward Damontre Harris led the Gamecocks with a career high 15 points in the contest.
- Three Gamecocks registered season highs competing in Las Vegas. Slawson's career high 13 points vs. UNC, sophomore guard Brian Richardson's season high 12 points vs. Southern Cal, and sophomore forward Damontre Harris' career high 15 points against the Trojans.
- R-senior forward Malik Cooke tallied a game-high 21 points vs. Providence on Dec. 1, just one point shy of matching his career high.
- Sophomore guard Bruce Ellington posted the winning point on two clutch free throws with 13.0 seconds on the clock, and R-senior forward Malik Cooke sealed the win with a pair of free throws with 6.7 on the clock in a 58-55 victory at Clemson on Dec. 4. Sophomore guard Eric Smith also sank a crucial jumper with 25.9 on the clock to propel the Gamecocks to their first win at Clemson since the 2003 campaign.

■ South Carolina earned its second-consecutive win with a 66-58 victory over Presbyterian on Dec. 13 at Colonial Life Arena. Sophomore guard Bruce Ellington led three Gamecocks in double figures with 15 points on the night. It marked his best all-around performance since his return to the court from the football field, as Ellington also dished three assists and collected one steal.

■ South Carolina used 54.2 percent shooting in the opening half to hold a 33-29 lead over No. 2 Ohio State at halftime on Dec. 17 at Colonial Life Arena, however, the Buckeyes rallied around a 20-point second-half effort from Deshaun Thomas to rally for a 74-66 win over the Gamecocks.

■ South Carolina senior forward Malik Cooke battled through an eye injury versus No. 2 Ohio State to match a then-season high with 21 points, including an impressive 9-of-10 effort from the charity stripe in the contest. Despite only playing 13 minutes in the second half due to lengthy breaks to tend to a cut above his eye, Cooke matched freshman forward Anthony Gill for a team-best 11 points in the set, including a 7-of-8 performance from the free throw line.

■ Senior forward Malik Cooke and freshman forward Anthony Gill led the Gamecocks with 14 points each in a 62-43 win over SE Louisiana on Dec. 21 in the final game before the break for the holiday. Cooke also posted team highs with three assists, two blocks and four steals.

■ SE Louisiana's 26 turnovers on Dec. 21 marked the second-most by a Gamecock opponent under the direction of Darrin Horn. The most opponent giveaways under Horn was 34 by NC Central on Dec. 16, 2008. It also marked a South Carolina opponent record for turnovers in a contest.

■ Paced by Bruce Ellington's season high 17 points and Damien Leonards 14 points in 16 minutes, South Carolina earned a 57-45 victory over intrastate rival Wofford on Dec. 28 at Colonial Life Arena in the first game following the break for the holiday. South Carolina hit a season high 11 3s in the contest, including five by Ellington and four from Leonard.

■ Sophomore forward Damontre Harris matched his career high with five blocks vs. Wofford. At the time, his season total of 26 blocks in 12 games (2.2 per game) matches his total from last season, which he posted in 29 games (0.9 per game).

■ Paced by Malik Cooke's double-double and career high 24 points, the Gamecocks earned a 72-66 victory versus intrastate foe USC Upstate on Saturday. South Carolina, without Bruce Ellington in the contest as he prepared for the Capital One Bowl in Orlando, surpassed the 70-point plateau for the first time since a 75-point performance vs. Western Carolina in the season opener.

■ Sophomore guard Brenton Williams, who has played sparingly since a left knee injury on Nov. 20 vs. Tennessee State, stepped into the lineup vs. USC Upstate, playing 20 minutes and scoring 11 points vs. the Spartans. The 20 minutes for Williams marked a season high.

■ South Carolina scored a season high 79 points vs. SC State on Jan. 3, with redshirt-senior Malik Cooke and sophomore Damontre Harris leading the way with 11 points each. Four other Gamecocks registered at least eight points in the win, including sophomore RJ Slawson with nine points and a team high nine rebounds.

■ South Carolina shot just 25% in the first half, which allowed Kentucky to hold a 34-18 lead at halftime, as the second-ranked Wildcats earned a 79-64 victory in the SEC opener for both schools at Rupp Arena on Jan. 7. Freshman guard Damien Leonard led Carolina in scoring for the first time in his career, posting 15 points, including 12 in the second half. UK's Terrence Jones led all scorers with 20 points, while Wildcat freshman forward Anthony Davis added 12 points, 10 rebounds and seven blocks.

■ Another poor shooting performance in the first half for the Gamecocks, as the squad hit just 19 percent from the floor, led to Vanderbilt holding a halftime lead that it would not relinquish in the second half, as Carolina fell to 0-2 in the SEC after a 67-57 loss to the Commodores on Tuesday. Sophomore guard Bruce Ellington tallied a season high 20 points, including 18 in the second half, to lead the Gamecocks.

■ Sophomore forward Damontre Harris collected the first double-double of his career with 11 points and 10 rebounds against Vanderbilt. Harris had two previous double-figure rebounding games in his career and three double-figure point games, but had never put up double-figures in the categories in the same game.

■ South Carolina suffered a 79-65 loss in Columbia to No. 19 Florida on Jan. 14. The Gators had six reach double-digit points in the contest, while the Gamecocks inside duo of Anthony Gill and Damontre Harris both struggled with foul trouble throughout the game. The teams hit a combined 21 3-point baskets in the contest, with UF guard Kenny Boynton and South Carolina point guard Bruce Ellington both hitting four from beyond the arc.

■ South Carolina suffered a 63-52 loss at Auburn on Jan. 21. The Gamecocks held a 28-24 lead at halftime, but poor shooting until the later part of the second half and 23 turnovers in the contest saw the Gamecocks drop the road contest. Auburn scored 28 points off of South Carolina turnovers. Sophomore forward Damontre Harris blocked a career high six shots in the game.

■ South Carolina earned its first SEC victory of the season when it snapped a four-game losing streak with a 56-54 victory over Alabama at Colonial Life Arena on Wednesday. Sophomore guard Bruce Ellington's layup with 1.3 seconds on the clock propelled the Gamecocks to victory. Fifth-year senior forward Malik Cooke paced the Gamecocks with 18 points, marking the eighth time this season he has led, or shared the team lead, in scoring this season. Sophomore forward Damontre Harris and Ellington both contributed 12 points each in the win.

■ Despite a game high 17 points from senior forward Malik Cooke, South Carolina suffered a 66-62 loss at Ole Miss on Jan. 28. The game was close throughout, as neither team led by more than seven points in the second half. Ole Miss' Terrance Henry hit a 3 with 17.5 on the clock which gave the Rebels the deciding four-point advantage. Sophomore forward Damontre Harris played just 16 minutes due to foul trouble.

■ South Carolina's 12 steals vs. Ole Miss marked a season high.

■ South Carolina was unable to overcome a first-half double-digit deficit in a 74-66 loss at No. 12/11 Florida on Feb. 2 in Gainesville. Sophomore forward Damontre Harris had an impressive night, matching a career high with six blocks, while adding 12 points and a team-best nine rebounds. Sophomore guard Bruce Ellington led Carolina with 15 points.

■ South Carolina suffered an 86-52 loss to No. 1/1 Kentucky on Feb. 4. It was the second contest between the two schools this SEC season. Freshman guard Damien Leonard led the Gamecocks with a season high 19 points, hitting seven shots, including four from 3-point range. Sophomore forward Damontre Harris, in foul trouble early with three in the first nine minutes, blocked four shots, while senior forward Malik Cooke tallied three. Freshman forward Anthony Davis paced the Wildcats with 22 points and eight blocks.

■ The Gamecocks suffered a 69-57 loss at Tennessee on Feb. 8 in SEC play. Sophomore forward RJ Slawson earned the first start of his career in the contest. Slawson posted 11 points, while the squad was led by sophomore guard Bruce Ellington's 12 points, season high six assists and two steals. South Carolina struggled from the floor, hitting just 33.9 percent of its attempts, however, the Gamecocks were solid from 3-point range, hitting 7-of-16 (43.8%).

■ South Carolina suffered a 76-65 loss at Arkansas on Feb. 11 in the final game of a stretch where Carolina played four out of five games on the road. A near eight-minute scoring drought that spanned the end of the first half and beginning of the second saw the Gamecocks trail by as many as 23 in the contest. However, a late 16-0 run with under six minutes to play saw Carolina climb to within seven points of the Razorbacks lead, but Arkansas closed the contest with solid free throw shooting to claim the win. Sophomore forward Damontre Harris led Carolina with 12 points.

■ Playing just its fifth home game of the SEC season on Feb. 15, the Gamecocks earned a thrilling 57-56 victory over visiting Georgia on a jumper by senior forward Malik Cooke with just 20 seconds remaining in the contest. Cooke led Carolina with 13 points in the win. The victory snapped a five-game losing streak for South Carolina.

■ South Carolina's 93.3 percent (14-15) from the free throw line vs. Georgia on Feb. 15 marked the best percentage under the direction of Darrin Horn for games where South Carolina had at least 10 attempts from the charity stripe.

■ Senior forward Malik Cooke tallied the 1,000th point of his career in posting a team high 17 points vs. visiting LSU on Feb. 18, but the Tigers used a stellar shooting effort (24-49, 49.0%) to escape Columbia with a 68-58 victory. South Carolina also shot well in the contest, hitting 42.5 percent (20-47) from the field, but lost momentum following a technical foul called on the Gamecocks midway through the second half saw the Tigers capitalize and earn the win.

HEAD COACH DARRIN HORN

Darrin Horn is in his fourth season in Columbia with a career record of 171-107, including a 60-59 mark at South Carolina. Darrin Horn-led teams are 80-59 all-time in league play. Horn led Carolina to a 10-6 record in SEC action during his first year in Columbia, a 6-10 mark in his second and one of the youngest teams in the nation to a 5-11 mark in 2011. Horn led Carolina to one of the most celebrated seasons of its 21-year participation in the SEC during the 2009 campaign, as the squad captured the 2009 SEC Eastern Division Co-Championship and won double-digit league games for the first time since the 1998 campaign. His 2010 squad earned upset wins over No. 1 Kentucky and No. 13/19 Vanderbilt.

COOKE PARTICIPATES IN DECEMBER GRADUATION

University of South Carolina redshirt-senior forward Malik Cooke took part in December graduation ceremonies on Dec. 12 at Colonial Life Arena, earning his degree in sociology. Cooke, a native of Charlotte, N.C., joins a list of student-athletes with academic success under head coach Darrin Horn, as every player who has completed his eligibility under Horn, both at South Carolina and Western Kentucky, has earned his degree.

NON-CONFERENCE SCHEDULE

Contests against at least five teams that competed in the 2011 NCAA Tournament highlight the 2011-12 South Carolina men's basketball non-conference schedule. South Carolina will host 11 non-conference contests at Colonial Life Arena, including one exhibition, the first two rounds of the Las Vegas Invitational, Providence in the Big East/SEC Challenge and Big Ten powerhouse Ohio State. The Gamecocks will face at least six teams that compiled 18 or more wins last season, including North Carolina, Southern California or UNLV, Clemson, Ohio State and Wofford, which all advanced to the NCAA Tournament. South Carolina is slated to face five BCS schools during the coming non-conference portion of the schedule.

EARLIER THIS SEASON VS. TENNESSEE

GAME 23 - SOUTH CAROLINA 57, TENNESSEE 69

KNOXVILLE, TENN. - FEB. 8, 2012

KNOXVILLE, Tenn. - The South Carolina men's basketball team suffered a 69-57 loss at Tennessee on Wednesday in SEC action in Knoxville. Sophomore guard Bruce Ellington led South Carolina with 12 points, while freshman guard Damien Leonard and sophomore guard Brenton Williams both added 11.

Ellington dished a season high six assists in the game, while also collecting two steals. Junior guard Skylar McBee led the Volunteers with 18 points, while Jeronne Maymon added 12 and Trae Golden 14. Golden and Cameron Tatum both collected four assists. UT hit 50.0 percent (19-38) from the field, while the Gamecocks hit 33.9 percent (19-56).

South Carolina (9-14, 1-8 SEC) hit 10 shots against 11 by the Volunteers (12-12, 4-5 SEC) in the opening 20 minutes of play, but seven made 3s by Tennessee saw the Gamecocks trail at the half. UT also held an advantage on the boards, collecting 20 rebounds compared to 12 by Carolina.

After the teams traded baskets to open the game, a 3 by Ellington with 13:57 on the clock gave the Gamecocks a 12-7 advantage. Gill hit a free throw, but two 3s by UT's Jordan McRae midway through the half knotted the score at 13-13.

Again the teams traded baskets and the Volunteers added four points from the free throw line towards the end of the half. With the contest tied at 27 with 1:31 remaining in the set, paced by three 3s, Tennessee used an 8-0 run to take a 35-27 upperhand into the locker room at halftime. McBee hit two 3s and Tatum added another during the stretch.

Tennessee pushed its lead to 45-32 with a 10-5 run to open the half, but following three straight UT turnovers midway through the half, South Carolina's Brenton Williams' hit consecutive 3s to pull the Gamecocks within seven at 51-44.

South Carolina followed with a run of its own, pulling within four at 54-50 with 6:36 remaining after a free throw by Cooke. The Gamecocks continued to chip away at the UT lead when Ellington hit a layup and free throw following a foul by Golden to put the score at 58-55 Volunteers at the 4:07 mark.

The Gamecocks were unable to overcome the lead, however, and two three-point plays and solid free throw shooting by Tennessee in the final minutes saw the Volunteers take the 69-57 victory.

HAUGHTON SIGNS WITH GAMECOCKS

South Carolina head men's basketball coach Darrin Horn announced on Nov. 9 the signing of Tyrone Haughton to a National Letter of Intent to attend South Carolina and join the men's basketball squad beginning with the 2012-13 season. Below is his bio information:

Tyrone Haughton - 6-10 - 195 - Miami, Fla. - Dr. Michael M. Krop High School

Solid under the basket, physical presence defensively ... Excellent shot blocker and rebounder ... Rated the No. 24 center according to ESPN.com ... Averaged 11 points, 12 rebounds and six blocks per game as a junior for coach Shakey Rodriguez at Dr. Krop High School, a Florida high school basketball powerhouse ... Shot 62 percent from the field as a junior ... Named an All-Miami City honoree following 2010-11 campaign ... Chose South Carolina over UCONN, Alabama and Virginia Tech among others.

HORN VS. RANKED OPPONENTS

■ Following South Carolina's loss to No. 1 Kentucky on Feb. 4, 2012, South Carolina head coach Darrin Horn holds a 7-23 overall record in his career against ranked opponents. Horn is 6-19 in games against ranked opponents at the helm of the Gamecock program. His victory over Drake and loss to UCLA both came during Western Kentucky's Sweet 16 run in the NCAA Tournament during the 2007-08 season.

Opponent	Date	Result
No. 1 Florida	Nov. 24, 2006	L, 68-101
No. 14 Gonzaga	Nov. 22, 2007	L, 71-74
No. 11 Tennessee	Dec. 15, 2007	L, 82-88
No. 14 Drake	March 21, 2008	W, 101-99
No. 3 UCLA	March 27, 2008	L, 78-88
No. 20 Clemson	Dec. 30, 2008	L, 87-98
No. 19 Baylor	Jan. 2, 2009	W, 85-84
No. 24 Tennessee	Jan. 17, 2009	L, 79-82
No. 24 Florida	Jan. 21, 2009	W, 70-69
No. 24 Kentucky	Jan. 31, 2009	W, 78-77
No. 18 Clemson	Dec. 6, 2009	L, 72-61
No. 22 Ole Miss	Jan. 20, 2010	L, 57-66
No. 1 Kentucky	Jan. 26, 2010	W, 68-62
No. 14 Tennessee	Feb. 6, 2010	L, 53-79
No. 20/18 Tennessee	Feb. 20, 2010	L, 55-63
No. 2 Kentucky	Feb. 25, 2010	L, 61-82
No. 13/19 Vanderbilt	March 6, 2010	W, 77-73
No. 2/2 Michigan State	Nov. 16, 2010	L, 73-82
No. 2/2 Ohio State	Dec. 18, 2010	L, 57-79
No. 22/24 Vanderbilt	Jan. 8, 2011	W, 83-75 (OT)
No. 12/12 Kentucky	Jan. 22, 2011	L, 58-67
No. 23/24 Vanderbilt	Feb. 5, 2011	L, 60-78
No. 17/19 Florida	Feb. 9, 2011	L, 60-79
No. 22/22 Kentucky	Feb. 19, 2011	L, 59-90
No. 1/1 North Carolina	Nov. 25, 2011	L, 62-87
No. 2/2 Ohio State	Dec. 17, 2011	L, 74-66
No. 2/2 Kentucky	Jan. 7, 2012	L, 79-64
No. 19/19 Florida	Jan. 14, 2012	L, 79-65
No. 12/11 Florida	Feb. 2, 2012	L, 74-66
No. 1/1 Kentucky	Feb. 4, 2012	L, 86-52

Totals **7-23**

Official Basketball Box Score -- Game Totals -- Final Statistics South Carolina vs Tennessee 02/08/12 8:00 p.m. at Knoxville, Tenn. (Thompson-Boling Arena)

South Carolina 57 • 9-14, 1-8 SEC

#	Player	Total		3-Ptr		Rebounds			PF	TP	A	TO	Blk	Stl	Min
		FG-FGA	FG-FGA	FT-FTA	Off	Def	Tot								
15	COOKE, Malik	f	2-6	0-1	5-6	3	1	4	3	9	1	0	0	1	33
24	HARRIS, Damontre	f	1-7	0-0	0-0	2	3	5	4	2	0	0	1	1	21
33	SLAWSON, RJ	f	3-5	1-3	2-3	1	4	5	4	9	0	2	1	0	23
23	ELLINGTON, Bruce	g	5-16	1-5	1-1	3	1	4	3	12	6	2	0	2	34
32	LEONARD, Damien	g	4-7	3-4	0-0	0	0	0	1	11	1	0	0	0	22
01	WILLIAMS, Brenton	g	3-6	2-2	3-5	1	0	1	1	11	1	0	0	0	16
02	RICHARDSON, Brian	g	0-0	0-0	0-0	0	0	0	0	0	0	0	0	0	1
05	SMITH, Eric	g	0-1	0-0	0-0	0	0	0	0	0	0	0	0	0	6
13	GILL, Anthony	g	0-6	0-1	1-4	2	2	4	4	1	2	3	0	0	26
30	JACKSON, Lakeem	g	1-2	0-0	0-0	0	2	2	1	2	1	0	0	0	13
45	GEATHERS, Carlton	g	0-0	0-0	0-0	0	0	0	0	0	0	0	0	0	5
	Team					4	1	5							
	Totals		19-56	7-16	12-19	16	14	30	21	57	12	7	2	4	200

FG % 1st Half: 10-27 37.0% 2nd half: 9-29 31.0% Game: 19-56 33.9%
 3FG % 1st Half: 4-7 57.1% 2nd half: 3-9 33.3% Game: 7-16 43.8%
 FT % 1st Half: 3-5 60.0% 2nd half: 9-14 64.3% Game: 12-19 63.2%

Tennessee 69 • 12-12, 4-5 SEC

#	Player	Total		3-Ptr		Rebounds			PF	TP	A	TO	Blk	Stl	Min
		FG-FGA	FG-FGA	FT-FTA	Off	Def	Tot								
20	Hall, Kenny	f	1-2	0-0	2-5	5	5	10	1	4	0	1	3	1	32
34	Maymon, Jeronne	f	3-6	0-0	6-7	0	6	6	4	12	3	3	0	1	35
11	Golden, Trae	g	3-8	1-4	7-7	0	3	3	2	14	4	2	0	0	36
13	McBee, Skylar	g	4-7	4-7	6-6	0	0	0	0	18	0	0	0	1	31
23	Tatum, Cameron	g	2-4	2-3	0-1	3	2	5	2	6	4	3	0	1	27
00	Makanjuola, Yemi	g	0-1	0-0	0-0	0	0	0	2	0	0	0	0	0	1
01	Richardson, Josh	g	3-3	1-1	0-0	1	2	3	1	7	0	1	0	0	14
03	Woolridge, Renaldo	g	0-0	0-0	0-0	0	0	0	2	0	0	1	0	0	3
52	McRae, Jordan	g	3-7	2-5	0-0	0	5	5	4	8	3	3	1	0	21
	Team					0	2	2							
	Totals		19-38	10-20	21-26	9	25	34	18	69	14	14	4	4	200

FG % 1st Half: 11-23 47.8% 2nd half: 8-15 53.3% Game: 19-38 50.0%
 3FG % 1st Half: 7-13 53.8% 2nd half: 3-7 42.9% Game: 10-20 50.0%
 FT % 1st Half: 6-7 85.7% 2nd half: 15-19 78.9% Game: 21-26 80.8%

Officials: Anthony Jordan, Mike Nance, Ron Groover
 Technical fouls: South Carolina-None. Tennessee-None.
 Attendance: 14784

Score by periods	1st	2nd	Total		In	Off	2nd	Fast	
South Carolina	27	30	57	Points	Paint	T/O	Chance	Break	Bench
Tennessee	35	34	69	SC	8	18	11	5	14
				UT	12	12	13	2	15

Last FG - SC 2nd-04:07, UT 2nd-02:20. Score tied - 6 times.
 Largest lead - SC by 5 1st-13:57, UT by 15 2nd-13:44. Lead changed - 6 times.

TV/RADIO SPOT CHART




#1 BRENTON WILLIAMS
So. - G - 5-11 - 172
Kissimmee, Fla.
Santa Fe College



#2 BRIAN RICHARDSON
So. - G - 6-4 - 171
Wilson, N.C.
Greenfield School




#5 ERIC SMITH
So. - G - 5-11 - 210
Mullins, S.C.
Christ School



#13 ANTHONY GILL
Fr. - F - 6-8 - 235
Charlotte, N.C.
Charlotte Christian



#15 MALIK COOKE
R-Sr. - F - 6-6 - 215
Charlotte, N.C.
Nevada




#23 BRUCE ELLINGTON
So. - G - 5-9 - 197
Moncks Corner, S.C.
Berkeley



#24 DAMONTRE HARRIS
So. - F - 6-9 - 226
Fayetteville, N.C.
Trinity Christian




#30 LAKEEM JACKSON
Jr. - F - 6-5 - 238
Charlotte, N.C.
Christ School



#32 DAMIEN LEONARD
Fr. - G - 6-4 - 192
Greenville, S.C.
J.L. Mann



#33 RJ SLAWSON
So. - F - 6-8 - 207
Charleston, S.C.
Fort Dorchester



#45 CARLTON GEATHERS
R-Fr. - F - 6-10 - 250
Georgetown, S.C.
Carvers Bay



DARRIN HORN
Head Coach



NEILL BERRY
Assistant Coach



MIKE BOYNTON JR.
Assistant Coach



CYPHEUS BUNTON
Assistant Coach



JUSTIN PHELPS
Director of Operations

GAMECOCKS RECORD WHEN ...

At home	9-7
On the road	1-8
At neutral sites	0-2
In overtime	0-0
vs. Top 25 team	0-6
vs. Top 10 team	0-4
vs. Top 3 team	0-4
Leading at half	7-3
Trailing at half	3-13
Tied at half	0-1
Shooting 50% or better	3-1
Shooting between 39-49%	4-10
Shooting less than 39%	3-6
Opp. shooting 50% or better	0-8
Opp. shooting between 39-49%	4-8
Opp. shooting less than 39%	6-1
Shooting better than opp.	7-2
Shooting worse than/equal to opp.	3-15
Starters out-score opp. starters	5-1
Opp. starters score/equal more	5-16
Bench out-scores opp. bench	7-11
Opp. bench scores/equals more	3-6
Having more FTs than opp.	6-2
Having equal/less FTs than opp.	4-15
Have more TOs than opp.	2-8
Having equal/less TOs than opp.	8-9
Having more rebounds than opp.	5-7
Having equal/less rebounds than opp.	5-10
Making 6 or more 3FGs	4-13
Having 15 or more assists	1-1
Having less than 15 assists	9-16
Score more points in paint than opp.	8-5
Scoring equal/less points in paint than opp.	2-13
Scoring more points off TOs than opp.	7-7
Scoring equal/less points off TOs than opp.	3-11
Scoring more 2nd-chance points than opp.	5-9
Scoring equal/less 2nd-chance points than opp.	5-8
Scoring more fast break points than opp.	3-5
Scoring equal/less fast break points than opp.	7-12
Wearing white uniforms	9-5
Wearing Garnet uniforms	0-5
Wearing Black uniforms	1-4
Wearing Gray Uniforms	0-3
Playing on live TV	9-17
Playing in November	2-4
Playing in December	4-2
Playing in January	2-5
Playing in February	1-6
Playing in March	0-0
Playing a day-game	2-6
Playing a night-game	8-11
Playing on Sunday	1-1
Playing on a Monday	0-0
Playing on a Tuesday	3-2
Playing on a Wednesday	4-2
Playing on a Thursday	0-2
Playing on a Friday	1-1
Playing on a Saturday	1-9
Scoring margin is 5 points or less	4-4
Margin is between 6-10	1-5
Margin is between 11-20	2-6
Margin is more than 20	2-2
Scoring 59 points or less	4-7
Scoring 60-69 points	3-10
Scoring 70-79 points	3-0
Scoring 80-89 points	0-0
Scoring 90-99 points	0-0
Scoring 100+ points	0-0

MISCELLANEOUS

Current streak	L2
Home court streak	L1
Away streak	L7
Neutral court streak	L2

2011-12 SUPERLATIVES

(tied for team lead also included)

Scoring Leaders	'11-12	Career
Anthony Gill	5	5
Malik Cooke	11	17*
Eric Smith	1	1
RJ Slawson	1	1
Damontre Harris	4	4
Bruce Ellington	8	18
Damien Leonard	2	2

Rebounding Leaders	'11-12	Career
Lakeem Jackson	1	16
Damontre Harris	11	11
Anthony Gill	7	7
RJ Slawson	4	5
Malik Cooke	5	15*
Bruce Ellington	1	1

Assists Leaders	'11-12	Career
Lakeem Jackson	6	23
Eric Smith	2	6
Damien Leonard	1	1
Anthony Gill	2	2
Malik Cooke	6	6*
Bruce Ellington	12	31
RJ Slawson	1	1
Damontre Harris	1	1

Blocks Leaders	'11-12	Career
Damontre Harris	18	24
Anthony Gill	3	3
Malik Cooke	5	9*
Carlton Geathers	5	5
RJ Slawson	2	3
Bruce Ellington	1	1
Lakeem Jackson	1	3

Steals Leaders	'11-12	Career
Brenton Williams	2	2
Damontre Harris	6	10
Lakeem Jackson	5	17
Damien Leonard	3	3
Malik Cooke	15	28*
Anthony Gill	3	3
Brian Richardson	1	7
RJ Slawson	3	4
Bruce Ellington	4	13

Double-Figure Scoring	'11-12	Career
Anthony Gill	10	10
Malik Cooke	18	33*
Brenton Williams	5	5
Lakeem Jackson	1	18
Eric Smith	2	2
Damien Leonard	7	7
RJ Slawson	2	3
Damontre Harris	8	9
Bruce Ellington	8	25

20+ points	'11-12	Career
Malik Cooke	3	4*
Bruce Ellington	1	8

30+ points	'11-12	Career
-	-	-

Double-Figure Rebounding	'11-12	Career
Lakeem Jackson	1	6
Damontre Harris	2	3
RJ Slawson	1	1
Malik Cooke	1	5

5+ assists	'11-12	Career
Lakeem Jackson	1	6
Bruce Ellington	2	8

3+ steals	'11-12	Career
Brenton Williams	2	2
Lakeem Jackson	2	7
Malik Cooke	6	11*
RJ Slawson	1	1
Anthony Gill	1	1
Damontre Harris	1	1

2+ blocks	'11-12	Career
Damontre Harris	15	22
Malik Cooke	8	8*
Carlton Geathers	2	2
RJ Slawson	2	2
Anthony Gill	2	2
Lakeem Jackson	1	4

Double-Doubles	'11-12	Career
RJ Slawson	1	1
Malik Cooke	1	2*
Damontre Harris	1	1

Clutch Free Throws (under 5 min/OT)		
Anthony Gill	17-23	.739
RJ Slawson	2-4	.500
Malik Cooke	27-36	.750
Damien Leonard	4-4	1.000
Damontre Harris	5-5	1.000
Brenton Williams	3-4	1.000
Bruce Ellington	7-10	.625
Shane Phillips	1-2	.500
Carlton Geathers	2-2	1.000
Totals	68-90	.756

* indicates at South Carolina

Miscellaneous

Largest Halftime Lead	
SC	22, SC State
Opp	27, Kentucky (Feb. 4)
Smallest Halftime Lead	
SC	1, vs. Florida (Jan. 14)
Opp	2, Alabama, Georgia (Feb. 15)
Fewest Points In First Half	
SC	12, vs. Vanderbilt (Jan. 10)
Opp	16, SE Louisiana
Most Points In First Half	
SC	45, SC State
Opp	52, Kentucky (Feb. 4)
Most Points In Second Half	
SC	47, vs. Presbyterian
Opp	45, Ohio State, Kentucky (Feb. 4), Vandy
Fewest Points In Second Half	
SC	24, at Auburn
Opp	24, Elon, vs. Florida (Jan. 14)
Largest Margin of Victory	
SC	28, vs. SC State
Opp	34, Kentucky (Feb. 4)
Smallest Margin of Victory	
SC	1, Georgia (Feb. 15)
Opp	1, Tennessee State

2011-12 GAME BY GAME COMPARISON

	Date	Result	FG-A	Pct	3FG-A	Pct	FT-A	Pct	O-D-Total	PF	Pts	A	TO	Blk	Stl	Min	Half
Western Carolina			17-47	.362	6-18	.333	10-16	.625	13-16-29	17	50	10	19	4	8	200	25
South Carolina	Nov. 11	W, 75-50	30-59	.508	5-12	.417	10-17	.588	18-19-37	14	75	14	12	5	11	200	35
Elon			16-40	.400	6-16	.375	20-28	.714	8-30-38	18	58	9	14	3	1	200	34
South Carolina	Nov. 15	L, 58-53	20-64	.313	3-27	.111	10-17	.588	18-22-40	24	53	6	7	2	9	200	23
Tennessee State			21-47	.447	10-22	.455	12-21	.571	6-22-28	23	64	15	13	1	9	200	33
South Carolina	Nov. 20	L, 64-63	22-55	.400	7-26	.269	12-20	.600	12-21-33	21	63	13	16	7	5	200	19
Miss Valley State			20-49	.408	7-17	.412	10-16	.625	7-23-30	24	57	12	14	5	8	200	26
South Carolina	Nov. 22	W, 61-57	19-48	.396	6-18	.333	17-25	.680	12-24-36	17	61	9	13	7	7	200	30
North Carolina			31-67	.463	8-16	.500	17-30	.567	15-20-35	15	87	22	10	3	11	200	45
South Carolina	Nov. 25	L, 87-62	23-55	.418	9-23	.391	7-12	.583	14-29-43	25	62	12	25	7	5	200	30
Southern California			24-48	.500	7-11	.636	8-12	.667	14-14-28	13	63	7	10	1	6	200	30
South Carolina	Nov. 26	L, 63-60	22-42	.524	8-17	.471	8-8	1.000	6-12-18	16	60	10	13	4	4	200	26
Providence			24-50	.480	6-11	.545	22-27	.815	7-27-34	10	76	16	15	10	4	200	34
South Carolina	Dec. 1	L, 76-67	26-72	.361	6-30	.200	9-10	.900	20-20-40	19	67	9	13	7	9	200	27
Clemson			19-50	.380	5-18	.278	12-16	.750	11-22-33	15	55	13	11	1	3	200	35
South Carolina	Dec. 4	W, 58-55	21-50	.420	5-15	.333	11-17	.647	10-23-33	16	58	8	8	5	6	200	28
Presbyterian			21-45	.467	7-18	.389	9-13	.692	7-17-24	13	58	13	18	2	3	200	25
South Carolina	Dec. 13	W, 66-58	26-56	.464	5-11	.455	9-11	.818	12-21-33	15	66	14	13	7	7	200	19
Ohio State			27-54	.500	5-16	.313	15-20	.750	15-19-34	19	74	16	12	3	7	200	29
South Carolina	Dec. 17	L, 74-66	23-48	.479	6-15	.400	14-18	.778	7-12-19	18	66	9	15	4	3	200	33
SE Louisiana			15-43	.349	6-22	.273	7-13	.538	15-20-35	17	43	9	26	5	3	200	16
South Carolina	Dec. 21	W, 62-43	20-55	.364	6-18	.333	16-24	.667	17-17-34	18	62	9	10	4	11	200	25
Wofford			18-50	.360	5-19	.263	4-10	.400	14-20-34	13	45	10	15	1	4	200	21
South Carolina	Dec. 28	W, 57-45	20-45	.444	11-20	.550	6-10	.600	6-20-26	9	57	14	13	7	6	200	29
USC Upstate			25-63	.397	8-20	.400	8-15	.533	16-15-31	24	66	12	8	2	10	200	31
South Carolina	Dec. 31	W, 72-66	23-45	.511	4-11	.364	22-32	.688	11-26-37	18	72	9	14	6	4	200	40
SC State			18-52	.346	3-15	.200	12-23	.522	15-19-34	13	51	11	17	5	5	200	23
South Carolina	Jan. 3	W, 79-51	28-56	.500	11-23	.478	12-16	.750	10-26-36	20	79	17	13	6	11	200	45
Kentucky			29-49	.592	5-11	.455	16-22	.727	7-23-30	11	79	13	15	8	4	200	34
South Carolina	Jan. 7	L, 79-64	25-64	.391	6-22	.273	8-10	.800	16-16-32	18	64	10	12	3	8	200	18
Vanderbilt			23-40	.575	13-22	.591	8-8	1.000	7-20-27	15	67	19	18	2	4	200	22
South Carolina	Jan. 10	L, 67-57	22-53	.415	4-13	.308	9-11	.818	12-9-21	11	57	4	9	2	9	200	12
Florida			25-47	.532	12-24	.500	17-21	.810	7-18-25	17	79	19	10	3	4	200	40
South Carolina	Jan. 14	L, 79-65	23-55	.418	9-24	.375	10-14	.714	14-16-30	22	65	7	12	1	4	200	41
Auburn			22-50	.440	7-18	.389	12-18	.667	12-16-28	13	63	14	14	6	7	200	24
South Carolina	Jan. 21	L, 63-52	20-49	.408	6-18	.333	6-8	.750	12-17-29	15	52	8	23	7	10	200	28
Alabama			21-49	.429	4-18	.222	8-12	.667	11-28-39	14	54	11	15	6	4	200	29
South Carolina	Jan. 25	W, 56-54	22-68	.324	5-31	.161	7-9	.778	19-18-37	10	56	8	9	4	6	200	27
Ole Miss			24-49	.490	5-13	.385	13-24	.542	14-24-38	12	66	15	18	6	11	200	31
South Carolina	Jan. 28	L, 66-62	24-60	.400	8-21	.381	6-7	.857	12-16-28	17	62	15	13	2	12	200	28
Florida			22-59	.373	7-28	.250	23-32	.719	20-22-42	11	74	12	13	3	6	200	37
South Carolina	Feb. 2	L, 74-66	25-56	.446	6-21	.286	10-14	.714	10-20-30	28	66	8	15	7	4	200	28
Kentucky			32-62	.516	6-14	.429	16-21	.762	15-26-41	13	86	17	3	10	6	200	52
South Carolina	Feb. 4	L, 86-52	18-59	.305	9-20	.450	7-15	.467	13-17-30	16	52	10	8	9	0	200	25
Tennessee			19-38	.500	10-20	.500	21-26	.808	9-25-34	18	69	14	14	4	4	200	35
South Carolina	Feb. 8	L, 69-57	19-56	.339	7-16	.438	12-19	.632	16-14-30	21	57	12	7	2	4	200	27
Arkansas			30-59	.508	5-13	.385	11-14	.786	10-22-32	18	76	16	17	5	13	200	38
South Carolina	Feb. 11	L, 76-65	23-55	.418	5-25	.200	14-21	.667	13-17-30	18	65	7	21	5	9	200	27
Georgia			20-57	.351	6-17	.353	10-14	.714	15-22-37	16	56	14	13	2	5	200	26
South Carolina	Feb. 15	W, 57-56	19-49	.388	5-20	.250	14-15	.933	8-21-29	14	57	10	14	8	8	200	28
LSU			24-49	.490	5-10	.500	15-21	.714	12-24-36	17	68	17	17	3	4	200	25
South Carolina	Feb. 18	L, 68-58	20-47	.426	4-17	.235	14-21	.667	5-18-23	17	58	13	10	4	6	200	22
Vanderbilt			15-39	.385	4-16	.250	25-28	.893	8-26-34	9	59	12	12	9	4	200	22
South Carolina	Feb. 22	L, 59-48	18-55	.327	8-23	.348	4-4	1.000	11-16-27	20	48	9	11	4	5	200	22

2011-12 RESULTS: OVERALL, 10-17; HOME, 9-7; AWAY, 1-8; NEUTRAL, 0-2; SEC, 2-11

Date	Opponent	W/L	Score	Record	Points	Rebounds	Assists	Steals	Attendance
Nov. 11	Western Carolina	W	75-50	1-0	Gill (14)	Jackson (10)	Jackson (10)	Williams (5)	9,330 (paid)
Nov. 15	at Elon	L	58-53	1-1	Gill/Cooke (9)	Harris (10)	Leonard/Smith (2)	Harris/Jackson/Leonard (2)	1,589
Nov. 20	Tennessee State	L	64-63	1-2	Smith (18)	Harris (7)	Gill/Jackson (3)	Cooke/Leonard (2)	9,045 (paid)
Nov. 22	Miss Valley State	W	61-57	2-2	Cooke (18)	Gill (8)	Cooke (3)	Cooke (3)	6,723 (paid)
Nov. 25	vs. #1 North Carolina	L	87-62	2-3	Leonard (15)	Slawson (14)	Cooke (4)	Cooke (2)	5,567
Nov. 26	vs. Southern California	L	63-60	2-4	Harris (15)	Harris (6)	Jackson (4)	Gill (2)	1,798
Dec. 1	Providence	L	76-67	2-5	Cooke (21)	Slawson (8)	Cooke (3)	Cooke (4)	7,476 (paid)
Dec. 4	at Clemson	W	58-55	3-5	Gill/Harris (10)	Cooke (8)	Smith (3)	Cooke (4)	7,238
Dec. 13	Presbyterian	W	66-58	4-5	Ellington (15)	Gill (8)	Jackson/Ellington (3)	3 with 2	7,003 (paid)
Dec. 17	#2 Ohio State	L	74-66	4-6	Cooke (21)	Gill (4)	Cooke (3)	Cooke (2)	13,654 (paid)
Dec. 21	SE Louisiana	W	62-43	5-6	Cooke/Gill (14)	Harris (7)	Cooke (3)	Cooke (4)	7,972 (paid)
Dec. 28	Wofford	W	57-45	6-6	Ellington (17)	Gill (8)	Jackson (4)	Cooke/Harris (2)	8,152 (paid)
Dec. 31	USC Upstate	W	72-66	7-6	Cooke (24)	Cooke (10)	Cooke (3)	Harris (2)	6,876 (paid)
Jan.3	SC State	W	79-51	8-6	Cooke/Harris (11)	Slawson (9)	Jackson/Slawson (3)	Slawson (3)	6,557 (paid)
Jan. 7	at #2 Kentucky	L	79-64	8-7	Leonard (15)	Gill (7)	Ellington (4)	Gill (3)	24,219
Jan. 10	Vanderbilt	L	67-57	8-8	Ellington (20)	Harris (10)	Ellington (3)	Cooke (3)	8,353 (paid)
Jan. 14	#19 Florida	L	79-65	8-9	Ellington (17)	Cooke (7)	Ellington (3)	Cooke (2)	11,308 (paid)
Jan. 21	at Auburn	L	63-52	8-10	Gill/Ellington (9)	Harris (7)	Ellington (4)	Harris/Ellington/Jackson (2)	8,329
Jan. 25	Alabama	W	56-54	9-10	Cooke (18)	Slawson/Gill (9)	Gill (3)	Cooke (2)	7,807 (paid)
Jan. 28	at Ole Miss	L	66-62	9-11	Cooke (17)	Cooke (7)	Ellington (5)	Cooke/Williams (3)	7,396
Feb. 2	at # 12/11 Florida	L	74-66	9-12	Ellington (15)	Harris (9)	Ellington (3)	Harris (3)	10,003
Feb. 4	vs. #1 Kentucky	L	86-52	9-13	Leonard (19)	Harris (6)	Ellington (3)	-	16,527 (paid)
Feb. 8	at Tennessee	L	69-57	9-14	Ellington (12)	Harris/Slawson (5)	Ellington (6)	Ellington (2)	14,784
Feb. 11	at Arkansas	L	76-65	9-15	Harris (12)	Cooke (8)	Ellington (3)	Jackson (3)	16,100
Feb. 15	Georgia	W	57-56	10-15	Cooke (13)	Harris (8)	Ellington (4)	Cooke/Slawson/Ellington (2)	7,569 (paid)
Feb. 18	LSU	L	68-58	10-16	Cooke (17)	Ellington (7)	Harris (3)	6 with 1	10,092 (paid)
Feb. 22	at Vanderbilt	L	59-48	10-17	Ellington (15)	Harris (6)	Ellington (4)	Cooke (2)	13,705

2011-12 STARTING LINEUPS

Guard	Guard	Forward	Forward	Forward	2011-12	Games
Jackson	Leonard	Gill	Harris	Cooke	1-2	3
Smith	Leonard	Gill	Harris	Cooke	1-3	4
Smith	Jackson	Gill	Harris	Cooke	6-3	9
Ellington	Richardson	Gill	Harris	Cooke	0-2	2
Ellington	Leonard	Gill	Harris	Cooke	1-3	4
Ellington	Leonard	Slawson	Harris	Cooke	1-3	4
Ellington	Leonard	Slawson	Geathers	Cooke	0-1	1



DARRIN HORN FILE

Born December 24, 1972, in Glasgow, Ky.
High School Tates Creek, Lexington, Ky., 1991
College Western Kentucky University, 1995
 (BA, allied language arts)
College Athletics Four-year letterman, All-Sun Belt Conference, Academic All-America
Wife Carla (Walker)
Children Caroline and Walker

COACHING EXPERIENCE

- Western Kentucky, assistant coach, 1995-97
- Morehead State, assistant coach, 1997-99
- Marquette, assistant coach, 1999-03
- Western Kentucky, head coach, 2003-08
- **South Carolina, head coach, 2008-present**

HEAD COACHING CAREER

WESTERN KENTUCKY (2003-2008)

2003-04	15-13	SBC Tournament 2nd Round
2004-05	22-9	NIT 2nd Round
2005-06	23-8	NIT 1st Round
2006-07	22-11	SBC Tournament 1st Round
2007-08	29-7	NCAA Tournament Sweet 16
5 years	111-48 (.698)	

SOUTH CAROLINA (2008-PRESENT)

2008-09	21-10	NIT 1st Round
2009-10	15-16	-
2010-11	14-16	-
2011-12	10-17	
4 years	60-59 (.504)	
Career Total	171-107 (.615)	

2008-09 (SOUTH CAROLINA)

Record: 21-10
Home: 16-3; Away: 5-6; Neutral: 0-1
SEC: 1-1st East
Record: 10-6 (Home: 7-1; Away: 3-5)

11/14	Jacksonville State	W, 89-76
11/16	Winthrop	W, 86-63
11/22	USC Upstate	W, 75-53
11/25	Gardner-Webb	W, 85-70
11/28	at C.of Charleston	L, 80-82 (ot)
12/2	at Princeton	W, 84-58
12/5	Furman	W, 72-48
12/16	NC Central	W, 90-43
12/20	The Citadel	W, 80-66
12/23	Presbyterian	W, 75-56
12/30	Clemson	L, 87-98
1/2	at Baylor	W, 85-84
1/5	Wofford	W, 78-61
1/10	Auburn*	W, 68-56
1/14	at LSU*	L, 68-85
1/17	at Tennessee*	L, 79-82
1/21	Florida*	W, 70-69
1/24	Mississippi*	W, 82-71
1/28	Vanderbilt*	W, 86-76
1/31	at Kentucky*	W, 78-77
2/3	at Florida*	L, 93-97
2/7	Georgia*	W, 79-68
2/14	at Alabama*	W, 75-73
2/18	at Mississippi State*	L, 70-75
2/21	Arkansas*	W, 82-78 (ot)
2/25	Kentucky*	W, 77-59
2/28	at Vanderbilt*	L, 83-96
3/5	Tennessee*	L, 70-86
3/7	at Georgia*	W, 68-51
3/13	(1) vs. Mississippi State	L, 68-82
3/17	(2) Davidson	L, 63-70

* SEC Conference game
 (1) SEC Tournament, Tampa, Fla. - (2) NIT, Columbia, S.C.

2009-10 (SOUTH CAROLINA)

Record: 15-16
Home: 11-5; Away: 2-9; Neutral: 2-2
SEC: 5th East
Record: 6-10 (Home: 4-4; Away: 2-6)

11/13	Alabama A&M	W, 88-50
11/16	Georgia Southern	W, 90-66
11/19	(1) vs. La Salle	W, 78-68
11/20	(1) vs. USF	W, 69-66
11/22	(1) vs. Miami (Fla.)	L, 70-85
11/27	Jacksonville	W, 97-93
12/2	Western Kentucky	W, 74-56
12/6	at Clemson	L, 61-72
12/16	Richmond	W, 76-58
12/19	at Wofford	L, 61-68
12/21	Furman	W, 81-57
12/30	at Boston College	L, 76-85
1/2	Baylor	L, 74-85
1/5	Longwood	W, 88-58
1/9	at Auburn*	W, 80-71
1/13	LSU*	W, 67-58
1/16	Vanderbilt*	L, 79-89
1/20	at Ole Miss*	L, 57-66
1/23	at Florida*	L, 56-58
1/26	Kentucky*	W, 68-62
1/30	Georgia*	W, 78-77
2/6	at Tennessee*	L, 53-79
2/10	Florida*	W, 77-71
2/13	at Georgia*	L, 61-66
2/17	at Arkansas*	L, 79-92
2/20	Tennessee*	L, 55-63
2/25	at Kentucky*	L, 61-82
2/27	Mississippi State*	L, 63-76
3/3	Alabama*	L, 70-79
3/6	at Vanderbilt*	W, 77-73

3/11 (2) Alabama L, 63-68
 * SEC Conference game
 (1) Charleston Classic, Charleston, S.C. -
 (2) SEC Tournament, Nashville, Tenn.

2010-11 (SOUTH CAROLINA)

Record: 14-16
Home: 11-6; Away: 3-5; Neutral: 0-1
SEC: 6th East
Record: 5-11 (Home: 3-5; Away: 2-6)

11/12	Elon	W, 94-79
11/16	at Michigan State	L, 73-82
11/19	Radford	W, 85-56
11/23	USC Upstate	W, 57-41
11/27	at WKU	W, 87-85
12/1	Delaware State	W, 74-61
12/5	Clemson	W, 64-60
12/11	Wofford	W, 64-53
12/18	at Ohio State	L, 57-79
12/22	at Furman	L, 75-91
12/29	Jacksonville State	W, 56-49
1/1	Boston College	L, 70-85
1/4	SC State	W, 91-56
1/8	Vanderbilt*	W, 83-75
1/12	at Alabama*	L, 47-57
1/15	at Florida*	W, 72-69
1/19	Arkansas*	W, 81-74
1/22	Kentucky*	L, 58-67
1/29	Auburn*	L, 64-79
2/2	at LSU*	W, 64-56
2/5	at Vanderbilt*	L, 60-78
2/9	Florida*	L, 60-79
2/12	Georgia*	L, 56-60
2/16	at Tennessee*	L, 67-73
2/19	at Kentucky*	L, 59-90
2/22	Ole Miss*	W, 79-73
2/26	at Georgia*	L, 48-64
3/3	Tennessee*	L, 69-73
3/5	at Mississippi State*	L, 58-60
3/10	(1) vs. Ole Miss	L, 55-66

* SEC Conference game
 (1) SEC Tournament, Atlanta, Ga.

2011-12 (SOUTH CAROLINA)

Record: 10-17
Home: 9-7; Away: 1-8; Neutral: 0-2
SEC: -
Record: 2-11

11/11	Western Carolina	W, 75-50
11/15	at Elon	L, 53-58
11/20	Tennessee State	L, 63-64
11/22	Miss Valley State	W, 61-57
11/25	vs. North Carolina	L, 62-87
11/26	vs. Southern California	L, 60-63
12/1	Providence	L, 67-76
12/4	at Clemson	W, 58-55
12/13	Presbyterian	W, 66-58
12/17	Ohio State	L, 66-74
12/21	SE Louisiana	W, 62-43
12/28	Wofford	W, 57-45
12/31	USC Upstate	W, 72-66
1/3	SC State	W, 79-51
1/7	at Kentucky	L, 64-79
1/10	Vanderbilt	L, 67-57
1/14	Florida	L, 65-79
1/21	at Auburn	L, 52-63
1/25	Alabama	W, 56-54
1/28	at Ole Miss	L, 62-66
2/2	at Florida	L, 74-66
2/4	Kentucky	L, 52-86
2/8	at Tennessee	L, 57-69
2/11	at Arkansas	L, 65-76
2/15	Georgia	W, 57-56
2/18	LSU	L, 58-68
2/22	at Vanderbilt	L, 48-59

SOUTH CAROLINA SUPERLATIVES UNDER HORN

Most Field Goals Made

- 36, at Florida, Feb. 3, 2009
- 35, vs. Elon, Nov. 12, 2010
35, vs. Jacksonville, Nov. 27, 2009
- 34, at Vanderbilt, Feb. 28, 2009
34, at Baylor, Jan. 2, 2009
34, vs. Jacksonville State, Nov. 14, 2008

Most Field Goals Attempted

- 83, at WKU, Nov. 27, 2010
83, vs. Baylor, Jan. 2, 2010
- 81, at Vanderbilt, Feb. 28, 2009
- 76, vs. Miami (Fla.), Nov. 22, 2009
76, vs. Mississippi State, March 13, 2009
76, at Kentucky, Jan. 31, 2009

Highest Field Goal Percent

- 58.1% (32-55), vs. Presbyterian, Dec. 23, 2008
- 57.3% (35-61), vs. Jacksonville, Nov. 27, 2009
- 54.2% (32-59), at Princeton, Dec. 2, 2008
- 53.9% (34-63), at Baylor, Jan. 2, 2009
- 53.2% (33-62), vs. SC State, Jan. 4, 2011

Most 3-Point Field Goals Made

- 12, at Furman, Dec. 22, 2010
- 11, vs. SC State, Jan. 3, 2012
11, vs. Wofford, Dec. 28, 2011
11, vs. Radford, Nov. 19, 2010
11, at Michigan State, Nov. 16, 2010
11, at Arkansas, Feb. 17, 2010
11, vs. LSU, Jan. 13, 2010
11, at Auburn, Jan. 9, 2010
11, vs. Miami (Fla.), Nov. 22, 2009
11, at Florida, Feb. 3, 2009

Most 3-Point Field Goals Attempted

- 35, at Vanderbilt, Feb. 28, 2009
- 34, vs. Miami (Fla.), Nov. 22, 2009
- 33, vs. Auburn, Jan. 29, 2011
- 32, at Tennessee, Feb. 16, 2011
32, at Georgia, Feb. 13, 2010
32, vs. LSU, Jan. 13, 2010

Highest 3-Point Field Goal Percentage (min. 10 attempts)

- 66.7% (8-12), at College of Charleston, Nov. 28, 2008
- 57.1% (8-14), at Baylor, Jan. 2, 2009
- 56.3% (9-16), vs. Elon, Nov. 12, 2010
56.3% (9-16), at Georgia, March 7, 2009
- 55.0% (11-20), vs. Wofford, Dec. 28, 2011

Most Free Throws Made

- 32, vs. Vanderbilt, Jan. 28, 2009
- 28, vs. Georgia Southern, Nov. 16, 2009
28, vs. The Citadel, Dec. 20, 2008
- 23, vs. Alabama A&M, Nov. 13, 2009
23, vs. Furman, Dec. 5, 2008

Most Free Throws Attempted

- 49, vs. Vanderbilt, Jan. 28, 2009
- 44, vs. Georgia Southern, Nov. 16, 2009
- 34, vs. Furman, Dec. 5, 2008
- 33, vs. The Citadel, Dec. 20, 2008
- 32, vs. USC Upstate, Dec. 31, 2011
32, vs. Alabama A&M, Nov. 13, 2009

Highest Free Throw Percentage (min. 10 attempts)

- 93.3% (14-15), vs. Georgia, Feb. 15, 2012
- 92.3% (12-13), vs. Tennessee, March 3, 2011
- 90.9% (20-22), vs. Ole Miss, Feb. 22, 2011
- 84.8% (28-33), vs. The Citadel, Dec. 20, 2008
- 82.4% (14-17), at LSU, Feb. 2, 2011

Most Offensive Rebounds

- 23, vs. Winthrop, Nov. 16, 2008
- 22, vs. Baylor, Jan. 2, 2010
- 21, vs. USC Upstate, Nov. 23, 2010
21, vs. Radford, Nov. 19, 2010
21, at Michigan State, Nov. 16, 2010
21, vs. Richmond, Dec. 16, 2009

Most Defensive Rebounds

- 36, at WKU, Nov. 27, 2010
- 34, vs. USC Upstate, Nov. 23, 2010
- 33, vs. Gardner-Webb, Nov. 25, 2008
- 31, vs. Georgia Southern, Nov. 16, 2009
31, at Georgia, March 7, 2009

Most Total Rebounds

- 55, vs. USC Upstate, Nov. 23, 2010
- 53, at WKU, Nov. 27, 2010
- 52, vs. Gardner-Webb, Nov. 25, 2008
- 51, vs. Radford, Nov. 19, 2010
- 48, vs. Vanderbilt, Jan. 8, 2011
48, vs. Winthrop, Nov. 16, 2008

Most Personal Fouls

- 30, at Arkansas, Feb. 17, 2010
30, at Florida, Feb. 3, 2009
- 27, vs. Davidson, March 17, 2009
- 26, vs. Auburn, Jan. 29, 2011
26, at Vanderbilt, Feb. 28, 2009
26, at LSU, Jan. 14, 2009

Most Points

- 97, vs. Jacksonville, Nov. 27, 2009
- 94, vs. Elon, Nov. 12, 2010
- 93, at Florida, Feb. 3, 2009
- 91, vs. SC State, Jan. 4, 2011
- 90, vs. Georgia Southern, Nov. 16, 2009
90, vs. NC Central, Dec. 16, 2008

Fewest Points

- 47, at Alabama, Jan. 12, 2011
- 48, at Vanderbilt, Feb. 22, 2012
48, at Georgia, Feb. 26, 2011
- 52, vs. Kentucky, Feb. 4, 2012
52, at Auburn, Jan. 21, 2012
- 53, at Elon, Nov. 15, 2011
53, at Tennessee, Feb. 6, 2010

Most Assists

- 23, vs. Elon, Nov. 12, 2010
- 20, vs. NC Central, Dec. 16, 2008
- 18, vs. Georgia Southern, Nov. 16, 2009
- 17, vs. SC State, Jan. 3, 2012
17, vs. SC State, Jan. 4, 2011
17, vs. Georgia, Feb. 7, 2009
17, vs. Jacksonville State, Nov. 14, 2008

Fewest Turnovers

- 5, vs. Mississippi State, March 13, 2009
- 6, vs. Florida, Feb. 10, 2010
6, vs. Baylor, Jan. 2, 2010
6, vs. Wofford, Jan. 5, 2009
- 7, at Tennessee, Feb. 8, 2012
7, vs. Tennessee State, Nov. 20, 2011
7, at Elon, Nov. 15, 2011
7, vs. Florida, Feb. 23, 2010
7, at Georgia, Feb. 13, 2010
7, vs. Boston College, Jan. 1, 2010

Most Blocks

- 16, vs. Kentucky, Feb. 25, 2009
- 15, vs. SC State, Jan. 4, 2011
- 12, vs. Vanderbilt, Jan. 8, 2011
12, vs. Georgia Southern, Nov. 16, 2009
- 11, vs. Auburn, Jan. 29, 2011
11, vs. Richmond, Dec. 16, 2009

Most Steals

- 18, at Princeton, Dec. 2, 2008
- 16, vs. Furman, Dec. 21, 2009
- 15, vs. Vanderbilt, Jan. 16, 2008
15, vs. NC Central, Dec. 16, 2008
- 14, vs. Baylor, Jan. 2, 2010
14, at Clemson, Dec. 6, 2009
14, vs. USC Upstate, Nov. 22, 2008

Most Points At Halftime

- 52, vs. Alabama, A&M, Nov. 13, 2009
- 49, vs. Radford, Nov. 19, 2010
49, vs. Jacksonville, Nov. 27, 2009
- 47, vs. Longwood, Jan. 5, 2010
47, vs. USC Upstate, Nov. 22, 2008
47, vs. Jacksonville State, Nov. 14, 2008

Most Points By Opponent

- 98, Clemson, Dec. 30, 2008
- 97, Florida, Feb. 3, 2009
- 96, Vanderbilt, Feb. 28, 2009
- 93, Jacksonville, Nov. 27, 2009
- 92, Arkansas, Feb. 17, 2010

Fewest Points By Opponent

- 41, USC Upstate, Nov. 23, 2010
- 42, SE Louisiana, Dec. 21, 2011
- 43, NC Central, Dec. 16, 2008
- 45, Wofford, Dec. 28, 2011
- 48, Furman, Dec. 5, 2008

Most Field Goals Made By Opponent

- 36, Clemson, Dec. 30, 2008
- 35, Tennessee, March 5, 2009
- 33, Boston College, Jan. 1, 2011
33, Vanderbilt, Jan. 16, 2010
- 32, Kentucky, Feb. 4, 2012
32, WKU, Nov. 27, 2010
32, Kentucky, Feb. 25, 2010

Fewest Field Goals Made By Opponent

- 15, at Vanderbilt, Feb. 22, 2012
15, SE Louisiana, Dec. 21, 2011
15, USC Upstate, Nov. 23, 2010
- 16, at Elon, Nov. 15, 2011
16, Furman, Dec. 5, 2008
- 17, Western Carolina, Nov. 11, 2011
17, Wofford, Dec. 11, 2010
17, NC Central, Dec. 16, 2008

Most Rebounds By Opponent

- 57, Miami (Fla.), Nov. 22, 2009
- 52, WKU, Nov. 27, 2010
52, Baylor, Jan. 2, 2010
- 50, Mississippi State, March 13, 2009
- 49, Alabama, March 3, 2010
49, Georgia, March 7, 2009

Fewest Rebounds By Opponent

- 25, Florida, January 14, 2012
27, Vanderbilt, January 10, 2012
27, Tennessee, March 3, 2011
- 28, Southern California, Nov. 26, 2011
28, Tennessee State, Nov. 20, 2011
28, Vanderbilt, March 6, 2010
28, Presbyterian, Dec. 23, 2008
28, Furman, Dec. 5, 2008

GAME 7 - SOUTH CAROLINA 67, PROVIDENCE 76

COLUMBIA, S.C. - DEC. 1, 2011

COLUMBIA, S.C. - Despite a late rally, South Carolina (2-5) could not overcome a 14-point deficit and suffered a 76-67 defeat to Providence (6-2) at Colonial Life Arena on Thursday night as a part of the Big East/SEC Challenge. Senior forward Malik Cooke led the Gamecock offense, shooting 8-of-12 from the field and scoring a season-high 21 points. Sophomore guard Eric Smith also added 16 points.

Sophomore forward R.J. Slawson's eight rebounds paced South Carolina in holding a 40-34 advantage in the rebounding category, and freshman forward Carlton Geathers tied a career-high with three blocks on the night.

The Friars found themselves with a 15-8 lead as the game crossed the 11:00 mark in the first half, but a 3-point basket from Cooke from the top of the key and a tough layup brought the Gamecocks to within two at the halfway point of the first half. Providence would maintain the lead though near the end of the half and went into the break leading the game 34-27.

Carolina would fight back in the second half with a 7-0 run started by a Lakeem Jackson dunk with 11:50 left to play. Cooke would follow with two free throws and sophomore guard Brian Richardson capped off the run with a three-point play to make the game 51-47 Friars with 8:58 left to go.

Providence answered with a pair of free throws by Gerard Coleman and staved off the Gamecock rally to open their lead back up to 10 with five and a half minutes left.

South Carolina staged a late comeback as Cooke hit his third 3 of the night and sophomore Bruce Ellington finished off an acrobatic layup with 3:34 remaining. Cooke would hit another jumper to cut the Friar lead to seven, but Providence would answer with solid free throw shooting to close out the game.

GAME 8 - SOUTH CAROLINA 58, CLEMSON 55

CLEMSON, S.C. - DEC. 4, 2011

CLEMSON, S.C. - Malik Cooke hit two free throws with 6.7 seconds remaining to seal a 58-55 South Carolina victory over Clemson on Sunday at Littlejohn Coliseum. The Gamecocks improve to 3-5 on the year, while Clemson falls to 4-3. The victory was South Carolina's first at Clemson since the 2003 campaign, while it was Carolina's second straight victory over the Tigers.

Sophomore forward Damontre Harris contributed 10 points, six rebounds and a career-high five blocks to pace the Gamecocks, and Cooke sealed the win with two free throws in the final seven seconds en route to six points, eight rebounds and four steals in the game. In just his second game back with the basketball team, sophomore guard Bruce Ellington contributed nine points, including two key free throws with 13 seconds remaining.

Both teams traded baskets to start the contest before Clemson extended its lead to 22-16 with 8:31 remaining in the opening half. Sophomore guard Eric Smith responded for Carolina with a driving layup, but Clemson's Andre Young connected on a 3 for a 25-18 Tiger advantage with 5:44 on the clock.

Both team's had their offensive chances the remainder of the half. Young hit a layup, and a 3 by Tanner Smith pushed the Tiger lead to 35-25 with just seconds remaining before halftime, but Ellington stepped to the 3-point line and hit a jumper with 1.9 seconds on the clock to pull the Gamecocks within seven at the break, 35-28.

Both teams started slow on the offensive end to open the second half. Junior forward Lakeem Jackson hit a bank shot with 18:42 on the clock and Cooke connected on a jumper 30 seconds later, as the Tiger lead was just three points at the 16-minute mark.

A putback by Harris with 4:36 on the clock knotted the score at 47-47, before a layup by freshman forward Anthony Gill with just over three minutes remaining gave the Gamecocks a 49-47 advantage.

Clemson responded to tie the score at 49 before Gill gave the Gamecocks a 52-49 advantage on a 3 from the wing with 1:19 on the clock.

Clemson's Devin Booker made two free throws to pull within one at 52-51 with 58.1 on the clock, before Smith hit a crucial shot for the Gamecocks, connecting on a jumper assisted by Ellington with 25.9 seconds remaining, pushing the Carolina advantage to 54-51.

Ellington and Cooke both connected on free throw opportunities down the stretch, and Clemson's Smith was unable to tie the score on three free throw attempts, as the Gamecock earned the 58-55 victory.

Official Basketball Box Score -- Game Totals -- Final Statistics

Providence College vs South Carolina
12/1/11 7 p.m. at Columbia, S.C. (Colonial Life Arena)

Providence College 76 • 6-2

#	Player	Total			3-Ptr			Rebounds			PF	TP	A	TO	Blk	Stl	Min
		FG-FGA	FG-FGA	FT-FTA	FG-FGA	FG-FGA	FT-FTA	Off	Def	Tot							
23	HENTON, LaDontae	f	6-9	3-3	3-3	3	5	8	1	18	2	2	0	0	40-		
34	GIPLAYE, Ron	f	0-2	0-0	1-2	0	3	3	3	1	0	0	2	0	13		
01	COLEMAN, Gerard	g	4-9	0-1	10-13	0	4	4	0	18	4	3	0	1	40		
11	COTTON, Bryce	g	3-8	2-4	5-5	2	4	6	2	13	4	3	0	1	39		
32	COUNCIL, Vincent	g	7-14	1-3	1-2	0	0	0	2	16	6	5	1	2	39		
13	KOFANE, Brice		0-1	0-0	0-0	0	2	2	1	0	0	0	0	0	5		
21	GOLDSBROUGH, Lee		0-0	0-0	0-0	0	0	0	0	0	0	0	0	0	2		
42	DIXON, Bilal		4-7	0-0	2-2	2	5	7	1	10	0	2	7	0	22		
Team						0	4	4									
Totals			24-50	6-11	22-27	7	27	34	10	76	16	15	10	4	200		

FG % 1st Half: 13-28 46.4% 2nd half: 11-22 50.0% Game: 24-50 48.0% Deadball Rebounds 2
3FG % 1st Half: 3-5 60.0% 2nd half: 3-6 50.0% Game: 6-11 54.5%
FT % 1st Half: 5-7 71.4% 2nd half: 17-20 85.0% Game: 22-27 81.5%

South Carolina 67 • 2-5

#	Player	Total			3-Ptr			Rebounds			PF	TP	A	TO	Blk	Stl	Min
		FG-FGA	FG-FGA	FT-FTA	FG-FGA	FG-FGA	FT-FTA	Off	Def	Tot							
13	GILL, Anthony	f	3-6	0-0	1-1	2	1	3	0	7	2	1	0	0	17		
15	COOKE, Malik	f	8-12	3-5	2-2	2	1	3	2	21	3	4	2	4	33		
24	HARRIS, Damontre	f	0-1	0-0	0-0	1	1	2	1	0	0	0	1	0	15		
05	SMITH, Eric	g	6-13	3-8	1-2	1	2	3	2	16	1	0	0	2	28		
32	LEONARD, Damien	g	0-5	0-5	0-0	0	2	2	1	0	0	1	0	0	9		
02	RICHARDSON, Brian		2-12	0-6	1-1	2	2	4	3	5	0	0	0	0	17		
23	ELLINGTON, Bruce		3-11	0-4	0-0	1	1	2	3	6	1	2	0	0	27		
30	JACKSON, Lakeem		2-4	0-1	0-0	5	1	6	2	4	1	2	0	1	24		
33	SLAWSON, RJ		2-8	0-1	4-4	4	4	8	4	8	1	2	1	2	22		
45	GEATHERS, Carlton		0-0	0-0	0-0	0	3	3	1	0	0	1	3	0	8		
Team						2	2	4									
Totals			26-72	6-30	9-10	20	20	40	19	67	9	13	7	9	200		

FG % 1st Half: 12-39 30.8% 2nd half: 14-33 42.4% Game: 26-72 36.1% Deadball Rebounds 1
3FG % 1st Half: 2-14 14.3% 2nd half: 4-16 25.0% Game: 6-30 20.0%
FT % 1st Half: 1-2 50.0% 2nd half: 8-8 100.0% Game: 9-10 90.0%

Officials: Doug Simmons, Karl Hess, Mike Roberts
Technical fouls: Providence College-None. South Carolina-None.
Attendance: 7476
Big East/SEC Challenge

Score by periods	1st	2nd	Total
Providence College	34	42	76
South Carolina	27	40	67

Last FG - PC 2nd-01:36, SC 2nd-00:35.
Largest lead - PC by 14 2nd-04:04, SC by 2 1st-19:09.

Score tied - 1 time.
Lead changed - 1 time.

Official Basketball Box Score -- Game Totals -- Final Statistics

South Carolina vs Clemson
12/4/11 3:30 PM at Clemson, SC (Littlejohn Coliseum)

South Carolina 58 • 3-5

#	Player	Total			3-Ptr			Rebounds			PF	TP	A	TO	Blk	Stl	Min
		FG-FGA	FG-FGA	FT-FTA	FG-FGA	FG-FGA	FT-FTA	Off	Def	Tot							
13	GILL, Anthony	f	3-7	2-3	2-4	0	6	6	4	10	0	0	0	0	24		
15	COOKE, Malik	f	2-10	0-2	2-4	5	3	8	2	6	1	1	0	4	35		
24	HARRIS, Damontre	f	4-9	0-0	2-2	3	3	6	2	10	0	1	5	1	35		
30	JACKSON, Lakeem	f	4-5	0-1	0-1	1	3	4	1	8	2	2	0	0	25		
05	SMITH, Eric	g	2-3	0-1	0-0	0	2	2	2	4	3	1	0	0	22		
02	RICHARDSON, Brian		3-4	2-3	1-2	1	2	3	0	9	0	0	0	0	22		
23	ELLINGTON, Bruce		2-8	1-4	4-4	0	0	0	3	9	2	2	0	1	23		
32	LEONARD, Damien		1-3	0-1	0-0	0	0	0	0	2	0	0	0	0	5		
33	SLAWSON, RJ		0-0	0-0	0-0	0	1	1	2	0	0	0	0	0	6		
45	GEATHERS, Carlton		0-1	0-0	0-0	0	0	0	0	0	0	0	0	0	3		
Team						0	3	3									
Totals			21-50	5-15	11-17	10	23	33	16	58	8	8	5	6	200		

FG % 1st Half: 12-26 46.2% 2nd half: 9-24 37.5% Game: 21-50 42.0% Deadball Rebounds 3
3FG % 1st Half: 4-10 40.0% 2nd half: 1-5 20.0% Game: 5-15 33.3%
FT % 1st Half: 0-0 0.0% 2nd half: 11-17 64.7% Game: 11-17 64.7%

Clemson 55 • 4-3

#	Player	Total			3-Ptr			Rebounds			PF	TP	A	TO	Blk	Stl	Min
		FG-FGA	FG-FGA	FT-FTA	FG-FGA	FG-FGA	FT-FTA	Off	Def	Tot							
24	Jennings, Milton	f	3-8	0-1	1-2	2	2	4	1	7	1	5	0	0	31		
31	Booker, Devin	f	2-7	0-0	2-2	4	5	9	2	6	2	2	0	1	31		
04	Hall, Rod	g	2-2	1-1	1-2	0	0	0	5	6	3	0	0	0	34		
05	Smith, Tanner	g	2-7	2-5	6-7	0	6	6	1	12	5	0	0	1	36		
11	Young, Andre	g	3-11	2-9	0-0	2	5	7	1	8	2	0	0	0	35		
01	Sapp, T.J.		1-3	0-1	0-0	0	0	0	1	2	0	1	0	1	12		
10	Baciu, Catalin		4-4	0-0	2-3	1	2	3	2	10	0	0	1	0	9		
21	Narcisse, Bryan		2-8	0-1	0-0	2	0	2	1	4	0	2	0	0	8		
22	Sullivan, Bernard		0-0	0-0	0-0	0	1	1	1	0	0	0	0	0	2		
32	McDaniels, K.J.		0-0	0-0	0-0	0	0	0	0	0	0	0	0	0	2		
Team						0	1	1									
Totals			19-50	5-18	12-16	11	22	33	15	55	13	11	1	3	200		

FG % 1st Half: 12-26 46.2% 2nd half: 7-24 29.2% Game: 19-50 38.0% Deadball Rebounds 1
3FG % 1st Half: 5-11 45.5% 2nd half: 0-7 0.0% Game: 5-18 27.8%
FT % 1st Half: 6-9 66.7% 2nd half: 6-7 85.7% Game: 12-16 75.0%

Officials: Roger Ayers, Tony Greene, Gary Maxwell
Technical fouls: South Carolina-None. Clemson-None.
Attendance: 7238

Score by periods	1st	2nd	Total
South Carolina	28	30	58
Clemson	35	20	55

Last FG - SC 2nd-00:29, CU 2nd-00:17.
Largest lead - SC by 5 1st-17:48, CU by 10 1st-00:24.

Score tied - 4 times.
Lead changed - 8 times.

GAME 9 - SOUTH CAROLINA, 66, PRESBYTERIAN 58 COLUMBIA, S.C. - DEC. 13, 2011

COLUMBIA, S.C. - Bruce Ellington tallied a season high 15 points to lead South Carolina (4-5) to its second straight win with a 66-58 victory over Presbyterian (4-5) Tuesday night at the Colonial Life Arena.

Ellington, who has increased his scoring output in all three games that he has played since returning to the team, also hit his season high marks with three assists and a steal. Malik Cooke was nearly perfect in his 14-point night, going 5-for-7 from the field and 3-for-3 from the charity stripe. He also made his lone attempt from 3-point range.

Freshman Anthony Gill put together a 10-point, 8-rebound effort, and sophomore Damontre Harris matched his career high with five blocks in the game.

After beginning the night cold from the field and falling behind 20-10 midway through the first half, South Carolina used a 12-0 run over a two-minute period in the second half to turn the tide.

Trailing 30-28, Ellington's free throw on the backend of a three-point play with 15:37 remaining in the game gave the Gamecocks their first lead of the game at 31-30. Brian Richardson added two on Carolina's next possession, and Cooke finished a reverse layup in transition to push the lead to 35-30.

Following a timeout, Cooke responded with five more unanswered points to give the Gamecocks a double-digit lead before the Blue Hose ended the bleeding with a bucket with 13:41 remaining in the game.

Presbyterian was unable to pull within four points for the remainder of the contest with South Carolina swelling its lead to as many as 14 points. The Gamecocks shot 70.4 percent from the field in the second half after only hitting 7-of-29 shots in the first half.

GAME 10 - SOUTH CAROLINA 66, #2 OHIO STATE 74 COLUMBIA, S.C. - DEC. 17, 2011

COLUMBIA, S.C. - South Carolina gave No. 2/2 Ohio State a scare, but the Buckeyes were able to hold on late for a 74-66 win Saturday afternoon at Colonial Life Arena. Ohio State improves to 10-1, and South Carolina falls to 4-6.

Ohio State's Deshaun Thomas posted a career-high 30 points in the absence of Jared Sullinger to lead the Buckeyes to their smallest margin of victory against an unranked opponent. William Buford added 17 points, and Lenzelle Smith Jr. had nine points and nine rebounds for the Buckeyes.

Malik Cooke hit a season-high 21 points and added three assists and two steals for South Carolina. Anthony Gill contributed 11 points and a team-high four rebounds.

Ohio State only got six minutes out of Sullinger, the Preseason Player of the Year who left the court in the first half after injuring his foot. The sophomore had three points, two rebounds and a block before leaving the building on crutches.

The Gamecocks took a 33-29 lead into the half courtesy of Cooke's 10 points and an all-around effort that saw eight players score in the half. The Buckeyes jumped out to a seven-point lead midway through the opening half before the Gamecocks evened the score at 22 with a 3-pointer by Eric Smith with five minutes remaining in the period.

South Carolina took its first lead at 27-26 when Damien Leonard popped a 3-pointer from the baseline, and the team solidified the halftime advantage with Damontre Harris and Cooke scoring the final four points of the half.

Two minutes into the second half, Cooke left the game with an injury, and the Buckeyes took advantage with a 17-6 run to reclaim the lead and momentum before Cooke returned with 12 minutes to go in the game.

Ohio State pushed its advantage to as many as 13 points in the final five minutes before the Gamecocks fought back in the closing minutes. Trailing 73-66 with 32 seconds remaining, South Carolina had an opportunity to turn it into a two-possession game, but Ohio State forced a turnover and hit a free throw to seal the victory.

Official Basketball Box Score -- Game Totals -- Final Statistics Presbyterian vs South Carolina 12/13/11 7 p.m. at Columbia, S.C. (Colonial Life Arena)

Presbyterian 58 • 4-5

#	Player	Total			3-Ptr			Rebounds			PF	TP	A	TO	Blk	Stl	Min
		FG-FGA	FG-FGA	FT-FTA	FG-FGA	FG-FGA	FT-FTA	Off	Def	Tot							
34	COLEMAN, Al'Lonzo	f	4-9	0-0	2-4	1	5	6	5	10	3	3	0	1		31	
44	REYNOLDS, Jay	f	4-7	0-0	1-2	3	1	4	1	9	0	2	0	0		32	
11	JOHNSON, Josh	g	4-8	3-7	2-2	0	5	5	1	13	1	0	1	1		33	
24	MUTAKABBIR, Khalid	g	6-11	3-4	0-0	0	2	2	4	15	1	3	0	1		37	
33	WASHINGTON, Eric	g	0-3	0-2	2-2	2	3	5	1	2	6	6	0	0		23	
01	CLYBURN, Joshua	0-0	0-0	0-0	0	0	0	1	0	1	2	0	0	0		11	
02	DEIHL, Tyler	0-0	0-0	0-0	0	0	0	0	0	0	0	0	0	0		1	
03	MILLER, Pierre	3-6	1-4	1-1	0	0	0	0	8	1	2	0	0	0		23	
05	HARGRAVE, Ryan	0-1	0-1	0-0	0	0	0	0	0	0	0	0	0	0		3	
13	TRUSS, William	0-0	0-0	0-0	0	0	0	0	0	0	0	0	0	0		3	
20	McTAVISH, Ryan	0-0	0-0	1-2	0	0	0	0	1	0	0	0	1	0		3	
	Team				1	1	2										
Totals			21-45	7-18	9-13	7	17	24	13	58	13	18	2	3		200	

FG % 1st Half:	10-20	50.0%	2nd half:	11-25	44.0%	Game:	21-45	46.7%	Deadball
3FG % 1st Half:	5-10	50.0%	2nd half:	2-8	25.0%	Game:	7-18	38.9%	Rebounds
FT % 1st Half:	0-0	0.0%	2nd half:	9-13	69.2%	Game:	9-13	69.2%	0,2

South Carolina 66 • 4-5

#	Player	Total			3-Ptr			Rebounds			PF	TP	A	TO	Blk	Stl	Min
		FG-FGA	FG-FGA	FT-FTA	FG-FGA	FG-FGA	FT-FTA	Off	Def	Tot							
13	GILL, Anthony	f	3-6	1-1	3-3	4	4	8	2	10	2	5	0	0		33	
15	COOKE, Malik	f	5-7	1-1	3-3	1	3	4	1	14	2	1	0	2		27	
24	HARRIS, Damontre	f	4-6	0-0	1-1	0	3	3	4	9	2	1	5	0		26	
05	SMITH, Eric	g	0-4	0-1	0-0	0	3	3	1	0	2	0	0	0		19	
30	JACKSON, Lakeem	g	3-4	0-0	0-0	1	1	2	0	6	3	0	0	2		20	
01	WILLIAMS, Brenton	0-3	0-2	0-0	0	0	0	0	0	0	0	0	0	0		5	
02	RICHARDSON, Brian	1-4	0-1	0-0	1	2	3	1	2	0	2	0	2	1		14	
23	ELLINGTON, Bruce	6-14	1-3	2-4	2	1	3	1	15	3	2	0	1	1		25	
32	LEONARD, Damien	3-5	2-2	0-0	0	0	0	2	8	0	2	0	0	0		10	
33	SLAWSON, RJ	1-3	0-0	0-0	1	3	4	2	2	0	0	2	0	1		17	
45	GEATHERS, Carlton	0-0	0-0	0-0	0	1	1	1	0	0	0	0	0	0		4	
	Team				2	0	2										
Totals			26-56	5-11	9-11	12	21	33	15	66	14	13	7	7		200	

FG % 1st Half:	7-29	24.1%	2nd half:	19-27	70.4%	Game:	26-56	46.4%	Deadball
3FG % 1st Half:	1-5	20.0%	2nd half:	4-6	66.7%	Game:	5-11	45.5%	Rebounds
FT % 1st Half:	4-4	100.0%	2nd half:	5-7	71.4%	Game:	9-11	81.8%	1

Officials: John Cahill, J.B. Caldwell, Mike Kitts
Technical fouls: Presbyterian-None. South Carolina-None.
Attendance: 7003

Score by periods	1st	2nd	Total	In	Off	2nd	Fast	Bench	
Presbyterian	25	33	58	Points	26	10	10	4	9
South Carolina	19	47	66	SC	34	20	12	19	27

Last FG - PRESB 2nd-02:53, SC 2nd-02:16.
Largest lead - PRESB by 10 1st-07:11, SC by 14 2nd-07:07.

Score tied - 1 time.
Lead changed - 1 time.

Official Basketball Box Score -- Game Totals -- Final Statistics Ohio State vs South Carolina 12/17/11 12 p.m. at Columbia, S.C. (Colonial Life Arena)

Ohio State 74 • 10-1

#	Player	Total			3-Ptr			Rebounds			PF	TP	A	TO	Blk	Stl	Min
		FG-FGA	FG-FGA	FT-FTA	FG-FGA	FG-FGA	FT-FTA	Off	Def	Tot							
00	Sullinger, Jared	f	1-2	0-0	1-1	1	1	2	1	3	0	1	1	0		6	
01	Thomas, Deshaun	f	13-16	2-5	2-3	5	1	6	2	30	3	5	0	0		40	
04	Craft, Aaron	g	1-3	0-1	2-5	1	2	3	3	4	4	1	0	2		38	
32	Smith Jr., Lenzelle	g	2-6	1-1	4-4	4	5	9	3	9	3	3	0	0		33	
44	Buford, William	g	5-14	2-6	5-5	0	5	5	2	17	5	1	0	2		40	
02	Sibert, Jordan	0-2	0-2	0-0	0	1	1	0	0	1	0	0	0	0		7	
03	Scott, Shannon	0-0	0-0	0-0	0	0	0	1	0	0	0	0	0	0		2	
12	Thompson, Sam	0-0	0-0	0-0	0	0	0	0	0	0	0	0	0	0		1	
23	Williams, Amir	3-5	0-0	0-0	1	3	4	3	6	0	0	2	0	0		15	
30	Ravenel, Evan	2-5	0-0	1-2	2	1	3	4	5	0	2	0	2	2		18	
	Team				0	0	0										
Totals			27-53	5-15	15-20	14	19	33	19	74	16	13	3	7		200	

FG % 1st Half:	12-26	46.2%	2nd half:	15-27	55.6%	Game:	27-53	50.9%	Deadball
3FG % 1st Half:	1-7	14.3%	2nd half:	4-8	50.0%	Game:	5-15	33.3%	Rebounds
FT % 1st Half:	4-5	80.0%	2nd half:	11-15	73.3%	Game:	15-20	75.0%	4

South Carolina 66 • 4-6

#	Player	Total			3-Ptr			Rebounds			PF	TP	A	TO	Blk	Stl	Min
		FG-FGA	FG-FGA	FT-FTA	FG-FGA	FG-FGA	FT-FTA	Off	Def	Tot							
13	GILL, Anthony	f	4-6	0-0	3-3	2	2	4	2	11	2	4	1	0		18	
15	COOKE, Malik	f	6-10	0-1	9-10	2	2	4	2	21	3	2	1	2		31	
24	HARRIS, Damontre	f	2-4	0-0	0-0	0	2	2	0	4	1	0	0	1		28	
05	SMITH, Eric	g	2-5	1-2	0-0	1	0	1	0	5	1	2	0	0		23	
30	JACKSON, Lakeem	g	3-7	0-0	0-1	1	1	2	4	6	0	1	0	0		28	
02	RICHARDSON, Brian	0-1	0-0	0-0	0	0	0	0	0	1	1	0	0	0		3	
23	ELLINGTON, Bruce	3-8	2-5	0-0	0	1	1	4	8	1	1	1	1	0		23	
32	LEONARD, Damien	2-6	2-6	1-2	1	2	3	3	7	0	2	0	0	2		22	
33	SLAWSON, RJ	1-2	1-2	0-0	0	0	0	3	3	0	1	0	0	0		16	
45	GEATHERS, Carlton	0-0	0-0	1-2	1	2	3	0	1	0	0	1	0	0		8	
	Team				0	0	0										
Totals			23-49	6-16	14-18	8	12	20	18	66	9	14	4	3		200	

FG % 1st Half:	13-24	54.2%	2nd half:	10-25	40.0%	Game:	23-49	46.9%	Deadball
3FG % 1st Half:	4-7	57.1%	2nd half:	2-9	22.2%	Game:	6-16	37.5%	Rebounds
FT % 1st Half:	3-5	60.0%	2nd half:	11-13	84.6%	Game:	14-18	77.8%	3,1

Officials: Tony Greene, Mike Eades, Mark Whitehead
Technical fouls: Ohio State-Williams, Amir. South Carolina-None.
Attendance: 13654

Score by periods	1st	2nd	Total	In	Off	2nd	Fast	Bench	
Ohio State	29	45	74	Points	38	15	19	8	11
South Carolina	33	33	66	SC	28	17	12	4	19

Last FG - OSU 2nd-00:49, SC 2nd-00:35.
Largest lead - OSU by 13 2nd-04:46, SC by 6 2nd-18:33.

Score tied - 5 times.
Lead changed - 6 times.

GAME 11 - SOUTH CAROLINA 62, SE LOUISIANA 43
COLUMBIA, S.C. - DEC. 21, 2011

COLUMBIA, S.C. - South Carolina (5-6) coasted to a 62-43 victory over South-eastern Louisiana (5-5) Wednesday night in the final match before the Christmas holiday behind 14-point efforts from Malik Cooke and Anthony Gill.

Gill's 14 points matched his career high on what was a balanced scoring night for the Gamecocks. Cooke added three assists, two blocks and a season high four steals to his 14 points in another solid outing for the lone senior.

It was a strong defensive outing for South Carolina with season best marks of 11 steals and 26 forced turnovers. The 43 points scored by Southeastern Louisiana was a season-low for the Lions, who never led in the contest.

Leading 14-13, South Carolina closed out the first half on an 11-0 run in a nine-minute span and increased the lead with another 11-0 run over a two-minute span to push the score to 38-19.

The Gamecocks pushed their lead to as many as 25 points to coast to the victory. The Lions never came closer than 12 points in the final 10 minutes of the game.

Official Basketball Box Score -- Game Totals -- Final Statistics
SE Louisiana vs South Carolina
12/21/11 7 p.m. at Columbia, S.C. (Colonial Life Arena)

SE Louisiana 43 • 5-5

#	Player	f	Total		3-Ptr		Rebounds			PF	TP	A	TO	Blk	Stl	Min
			FG-FGA	FG-FGA	FT-FTA	Off	Def	Tot								
11	Benton, Antonnio	f	0-0	0-0	0-0	0 0	0	0	0	0	0	1	0	0	4	
21	Bailey, Elgin	c	5-8	0-0	5-8	3 3	6	4	15	1	4	2	0	0	24	
12	Populist, Daron	g	1-5	1-4	0-0	0 0	0	0	3	1	3	0	0	0	28	
20	Patterson, DeShawn	g	0-4	0-2	0-0	0 0	0	1	0	1	3	0	1	0	23	
33	Ochie, Onochie	g	1-4	0-2	0-0	0 1	1	4	2	1	1	1	0	0	14	
01	Nelson, Todd		4-11	4-9	0-0	1 2	3	1	12	2	3	1	0	0	28	
04	Ross, Donovan		0-0	0-0	0-0	0 1	1	0	0	0	1	0	0	0	8	
10	Johnson, Roosevelt		1-2	0-0	0-2	2 3	5	4	2	0	2	0	1	0	21	
22	Campbell, Jeremy		2-5	0-1	0-1	0 3	3	2	4	2	4	0	1	0	21	
25	Petrovic, Jan		0-2	0-2	0-0	4 5	9	1	0	0	3	1	0	0	23	
32	Cooper, Quin		1-2	1-2	2-2	0 0	0	0	5	1	0	0	0	0	6	
	Team					5	2	7			1					
	Totals		15-43	6-22	7-13	15	20	35	17	43	9	26	5	3	200	

FG % 1st Half: 7-23 30.4% 2nd half: 8-20 40.0% Game: 15-43 34.9% Deadball Rebounds 2,2
3FG % 1st Half: 2-10 20.0% 2nd half: 4-12 33.3% Game: 6-22 27.3%
FT % 1st Half: 0-4 0.0% 2nd half: 7-9 77.8% Game: 7-13 53.8%

South Carolina 62 • 5-6

#	Player	f	Total		3-Ptr		Rebounds			PF	TP	A	TO	Blk	Stl	Min
			FG-FGA	FG-FGA	FT-FTA	Off	Def	Tot								
13	GILL, Anthony	f	4-9	2-2	4-6	2 3	5	0	14	1	1	1	1	0	27	
15	COOKE, Malik	f	3-8	1-2	7-8	1 2	3	2	14	3	2	2	4	0	32	
24	HARRIS, Damontre	f	1-2	0-0	1-2	3 4	7	4	3	0	2	1	2	0	22	
30	JACKSON, Lakeem	f	3-8	0-0	0-0	3 3	6	1	6	2	0	0	2	0	22	
05	SMITH, Eric	g	2-4	1-2	2-4	0 0	0	0	7	1	0	0	2	0	19	
01	WILLIAMS, Brenton		1-3	0-1	0-0	0 0	0	0	2	0	0	0	0	0	12	
02	RICHARDSON, Brian		0-1	0-1	0-0	0 0	0	0	2	0	1	0	0	0	8	
23	ELLINGTON, Bruce		1-7	0-3	0-0	0 2	2	2	2	1	2	0	0	0	21	
32	LEONARD, Damien		3-6	2-5	0-2	0 2	2	0	8	0	0	0	0	0	14	
33	SLAWSON, RJ		1-4	0-2	0-0	1 0	1	5	2	0	2	0	0	0	12	
45	GEATHERS, Carlton		1-3	0-0	2-2	4 0	4	2	4	0	1	0	0	0	11	
	Team					3	1	4								
	Totals		20-55	6-18	16-24	17	17	34	18	62	9	10	4	11	200	

FG % 1st Half: 7-26 26.9% 2nd half: 13-29 44.8% Game: 20-55 36.4% Deadball Rebounds 4
3FG % 1st Half: 1-7 14.3% 2nd half: 5-11 45.5% Game: 6-18 33.3%
FT % 1st Half: 10-18 55.6% 2nd half: 6-6 100.0% Game: 16-24 66.7%

Officials: Gary Maxwell, Michael Stephens, Ron Groover
Technical fouls: SE Louisiana-TEAM, South Carolina-None.
Attendance: 7972

Score by periods	1st	2nd	Total	Points	In	Off	2nd	Fast	Bench
SE Louisiana	16	27	43	SLU	16	6	10	3	23
South Carolina	25	37	62	SC	22	30	15	3	18

Last FG - SLU 2nd-00:25, SC 2nd-01:21.
Largest lead - SLU None, SC by 25 2nd-01:21.

Score tied - 0 times.
Lead changed - 0 times.

GAME 12 - SOUTH CAROLINA 57, WOFFORD 45
COLUMBIA, S.C. - DEC. 28, 2011

COLUMBIA, S.C. - South Carolina continued its winning ways after the holiday break with a 57-45 win against in-state foe Wofford (7-6) Wednesday night at the Colonial Life Arena. Bruce Ellington scored a season high 17 points behind a 5-for-6 effort from beyond the arc to pace the Gamecocks (6-6).

Freshman Damien Leonard scored 14 points in 16 minutes of action courtesy of shooting 4-for-6 from 3-point range, and R.J. Slawson added two more 3's as South Carolina had its best outside shooting effort of the season at 55 percent with 11 made 3-pointers.

Sophomore Damontre Harris tied his career high with five blocks. Anthony Gill led all players with eight rebounds on the night, seven on the defensive end.

Despite a first half disadvantage in rebounding with Wofford controlling a 19-9 edge on the boards in the opening 20 minutes, South Carolina used timely shooting from beyond the arc to build and reclaim the lead in the first half. Trailing 19-16 with five minutes remaining in the half, the Gamecocks closed out the break on a 13-2 run highlighted by three consecutive 3's to race to a 29-21 halftime lead.

Wofford closed to within five points twice in the second half and threatened the match at 46-41 with 5:06 remaining, but Leonard and Ellington closed out the game on an 11-2 run to seal the victory. Leonard hit two consecutive 3's followed by a third by Ellington before Leonard hit two free throws for the final points of the game.

Official Basketball Box Score -- Game Totals -- Final Statistics
Wofford vs South Carolina
12/28/11 7 p.m. at Columbia, S.C. (Colonial Life Arena)

Wofford 45 • 7-6

#	Player	f	Total		3-Ptr		Rebounds			PF	TP	A	TO	Blk	Stl	Min
			FG-FGA	FG-FGA	FT-FTA	Off	Def	Tot								
14	SMITH, Aerris	f	2-5	0-0	0-0	1 2	3	1	4	0	2	0	1	1	17	
21	CROWELL, Drew	f	4-8	0-0	1-2	4 3	7	2	9	2	2	0	0	0	31	
02	COCHRAN, Karl	g	5-10	2-6	0-0	1 2	3	4	12	1	2	0	2	0	30	
10	GILTNER, Kevin	g	4-14	2-10	0-0	2 3	5	0	10	1	1	0	0	0	40	
35	LOESING, Brad	g	3-6	1-2	1-2	1 3	4	2	8	5	4	1	0	0	40	
05	BYRD, Jarell		0-1	0-1	0-0	0 1	1	0	0	1	0	0	0	0	7	
13	WAGENER, Taylor		0-0	0-0	0-0	0 0	0	0	0	0	2	0	0	0	2	
34	SKINNER, Lee		0-6	0-0	2-6	2 3	5	3	2	0	1	0	0	0	24	
53	RINKSALIS, Domas		0-0	0-0	0-0	0 3	3	1	0	0	0	0	1	0	9	
	Team					3	0	3			1					
	Totals		18-50	5-19	4-10	14	20	34	13	45	10	15	1	4	200	

FG % 1st Half: 8-22 36.4% 2nd half: 10-28 35.7% Game: 18-50 36.0% Deadball Rebounds 3,1
3FG % 1st Half: 2-9 22.2% 2nd half: 3-10 30.0% Game: 5-19 26.3%
FT % 1st Half: 3-6 50.0% 2nd half: 1-4 25.0% Game: 4-10 40.0%

South Carolina 57 • 6-6

#	Player	f	Total		3-Ptr		Rebounds			PF	TP	A	TO	Blk	Stl	Min
			FG-FGA	FG-FGA	FT-FTA	Off	Def	Tot								
13	GILL, Anthony	f	1-5	0-1	0-0	1 7	8	1	2	3	3	0	1	0	30	
15	COOKE, Malik	f	1-9	0-2	1-1	1 1	2	2	3	0	1	1	2	0	34	
24	HARRIS, Damontre	f	3-6	0-0	0-0	2 5	7	1	6	3	2	5	2	0	29	
30	JACKSON, Lakeem	f	3-4	0-0	0-3	0 2	2	1	6	4	1	0	0	0	24	
05	SMITH, Eric	g	0-3	0-2	0-0	0 0	0	0	0	1	2	0	0	0	17	
02	RICHARDSON, Brian		0-0	0-0	0-0	0 0	0	0	0	0	0	0	0	0	4	
23	ELLINGTON, Bruce		5-7	5-6	2-2	0 3	3	2	17	1	2	0	0	0	25	
32	LEONARD, Damien		4-7	4-6	2-2	0 0	0	0	14	0	2	0	0	0	16	
33	SLAWSON, RJ		2-3	2-3	1-2	1 0	1	2	7	2	0	1	1	0	16	
45	GEATHERS, Carlton		1-1	0-0	0-0	0 0	0	0	2	0	0	0	0	0	5	
	Team					1	2	3								
	Totals		20-45	11-20	6-10	6	20	26	9	57	14	13	7	6	200	

FG % 1st Half: 11-25 44.0% 2nd half: 9-20 45.0% Game: 20-45 44.4% Deadball Rebounds 2,1
3FG % 1st Half: 6-12 50.0% 2nd half: 5-8 62.5% Game: 11-20 55.0%
FT % 1st Half: 1-2 50.0% 2nd half: 5-8 62.5% Game: 6-10 60.0%

Officials: Doug Sirmons, Ed Corbett, Don Daly
Technical fouls: Wofford-None, South Carolina-HARRIS, Damontre.
Attendance: 8152

Score by periods	1st	2nd	Total	Points	In	Off	2nd	Fast	Bench
Wofford	21	24	45	WOF	18	18	8	6	2
South Carolina	29	28	57	SC	18	11	8	2	40

Last FG - WOF 2nd-01:46, SC 2nd-02:05.
Largest lead - WOF by 4 1st-06:41, SC by 12 2nd-02:05.

Score tied - 1 time.
Lead changed - 4 times.

**GAME 13 - SOUTH CAROLINA 72, USC UPSTATE 66
COLUMBIA, S.C. - DEC. 31, 2011**

COLUMBIA, S.C. - Malik Cooke had his first double-double of the season and scored a career-high 24 points as South Carolina held on to defeat USC Upstate, 72-66, Saturday afternoon in New Years Eve action at the Colonial Life Arena. The win improves the Gamecocks to 7-6 heading into 2012, and the Spartans, in the midst of a seven-game road trip, fall to 8-6.

Cooke added a season-high 10 rebounds to his 24 points and also added three assists to give the Gamecocks three straight wins to close out 2011. It was his second double-double as a Gamecock after transferring from Nevada, besting his 11-point, 11-rebound effort against Arkansas on January 19, 2011.

Sophomore guard Brenton Williams hit double-digits for the first time since the season opener, adding 11 points for the Gamecocks off the back of an 8-for-8 effort from the free throw line. R.J. Slawson continued his strong form with 10 points and eight rebounds on the day. As a team, South Carolina shot 51.1 percent from the field, topping the .500 mark for the third time this season.

The teams traded baskets to start the game with USC Upstate leading 12-11 six minutes in before the Gamecocks raced out on a 15-4 run to put distance between the two teams. The Spartans were not able to cut the deficit for the remainder of the half with the Gamecocks leading by as many as 12 points before taking a 40-31 advantage into the break.

Upstate reclaimed the lead at 47-46 with 12:58 remaining in the game amidst a rash of Gamecock turnovers and missed outside shots. The Gamecocks quickly took the lead back with a pair of free throws by Cooke, and the team never relinquished the lead again. South Carolina stretched its lead to as many as seven points with three minutes remaining, but the Spartans mounted comebacks each time the lead threatened to swell.

After a free throw cut Carolina's lead to two, a tip-in by Damontre Harris with 25 seconds remaining put the Gamecocks ahead 70-66. South Carolina sealed the victory after the Spartans missed a 3-point attempt on their next possession that Cooke rebounded to secure the double-double

**GAME 14 - SOUTH CAROLINA 79, SC STATE 51
COLUMBIA, S.C. - JAN. 3, 2012**

COLUMBIA, S.C. - South Carolina continued its dominance over in-state foe South Carolina State with a season high 79 points in a 79-51 victory Tuesday night at the Colonial Life Arena. The Gamecocks (8-6) improve to 18-0 all-time against the Bulldogs (4-10) and conclude non-conference play with four straight victories.

All 12 Gamecocks to play in the game scored with Malik Cooke and Damontre Harris leading the team with 11 points each. For the second straight game, RJ Slawson came slightly short of a double-double with his nine-point, nine-rebound effort to go along with career highs of three assists and three steals.

S.C. State freshman Luka Radovic led all scorers with 15 points, but the Gamecocks were able to limit the Bulldogs to 34.6 percent from the field, marking the best defensive effort of the season.

South Carolina raced out to a quick 20-point lead and never looked back. The Gamecocks used balanced scoring in the first half with seven players scoring at least four points and none hitting double-digits as the team coasted to a 45-23 halftime lead on the back of a 58.6 percent shooting effort. The team went 7-of-13 from beyond the arc, the most 3-pointers made in a single half this season, and scored 20 more points in the paint.

The Bulldogs never came closer than 18 points for the remainder of the game as South Carolina stretched its lead to as many as 30 with a 78-48 lead in the final two minutes of the game.

**Official Basketball Box Score -- Game Totals -- Final Statistics
USC Upstate vs South Carolina
12/31/11 12 p.m. at Columbia, S.C. (Colonial Life Arena)**

USC Upstate 66 • 8-6

#	Player	Total		3-Ptr		Rebounds			PF	TP	A	TO	Blk	Stl	Min
		FG-FGA	FG-FGA	FT-FTA	Off	Def	Tot								
32	ROGERS, Chalmers	f	1-2	0-0	1-2	1	1	2	4	3	1	1	0	0	16
05	GREENE, Ty	g	4-10	3-8	0-4	1	0	1	0	11	2	1	0	1	35
12	GLENN, Ricardo	g	3-11	0-1	1-4	5	3	8	3	7	3	0	0	0	24
23	CRAIG, Torrey	g	7-13	4-8	2-3	1	3	4	4	20	2	2	0	1	32
31	BLESSING, Mario	g	3-7	1-3	2-2	1	3	4	3	9	2	0	0	2	27
13	MILLER, Fred	g	0-1	0-0	0-0	0	0	0	1	0	0	0	0	0	4
15	RODGERS, Adrian	g	3-6	0-0	1-3	0	1	1	2	7	0	1	0	1	21
24	MAXEY, Jodd	g	4-10	0-0	1-1	4	3	7	5	9	2	2	1	4	21
30	ELAM, Rob	g	0-0	0-0	0-0	0	0	0	2	0	0	0	0	0	2
33	COOK, Carter	g	0-0	0-0	0-0	0	0	0	0	0	0	0	0	0	2
34	OLUMUYIWA, Babatund	g	0-3	0-0	0-0	0	1	1	0	0	0	1	1	1	16
Team						3	0	3							
Totals			25-63	8-20	8-15	16	15	31	24	66	12	8	2	10	200

FG % 1st Half: 14-33 42.4% 2nd half: 11-30 36.7% Game: 25-63 39.7% Deadball Rebounds 3,1
 3FG % 1st Half: 3-8 37.5% 2nd half: 5-12 41.7% Game: 8-20 40.0%
 FT % 1st Half: 0-2 0.0% 2nd half: 8-13 61.5% Game: 8-15 53.3%

South Carolina 72 • 7-6

#	Player	Total		3-Ptr		Rebounds			PF	TP	A	TO	Blk	Stl	Min
		FG-FGA	FG-FGA	FT-FTA	Off	Def	Tot								
13	GILL, Anthony	f	3-7	0-1	2-4	0	1	1	2	8	1	3	0	0	23
15	COOKE, Malik	f	8-15	0-2	8-11	4	6	10	1	24	3	1	1	0	37
24	HARRIS, Damontre	f	1-4	0-0	0-0	1	4	5	4	2	2	0	3	2	28
30	JACKSON, Lakeem	f	1-1	0-0	1-4	0	2	2	0	3	1	3	0	1	15
05	SMITH, Eric	g	2-4	0-1	1-1	0	0	0	5	5	1	4	0	0	19
01	WILLIAMS, Brenton	g	1-6	1-3	8-8	0	0	0	1	11	1	2	0	1	20
02	RICHARDSON, Brian	g	2-2	2-2	0-0	0	1	1	1	6	0	0	0	0	18
32	LEONARD, Damien	g	0-0	0-0	1-2	0	3	3	1	1	0	0	0	0	12
33	SLAWSON, RJ	g	4-5	1-2	1-2	3	5	8	3	10	0	1	2	0	25
45	GEATHERS, Carlton	g	1-1	0-0	0-0	1	1	2	0	2	0	0	0	0	3
Team						2	3	5							
Totals			23-45	4-11	22-32	11	26	37	18	72	9	14	6	4	200

FG % 1st Half: 15-25 60.0% 2nd half: 8-20 40.0% Game: 23-45 51.1% Deadball Rebounds 5
 3FG % 1st Half: 2-7 28.6% 2nd half: 2-4 50.0% Game: 4-11 36.4%
 FT % 1st Half: 8-11 72.7% 2nd half: 14-21 66.7% Game: 22-32 68.8%

Officials: Joe Lindsay, Mike Nance, Les Jones
 Technical fouls: USC Upstate-None. South Carolina-None.
 Attendance: 6876

Score by periods	1st	2nd	Total
USC Upstate	31	35	66
South Carolina	40	32	72

Points In Off 2nd Fast
 UPST 28 19 17 8 16
 SC 32 10 16 6 30

Last FG - UPST 2nd-02:46, SC 2nd-00:25.
 Largest lead - UPST by 3 1st-19:06, SC by 12 1st-04:00.
 Score tied - 6 times.
 Lead changed - 7 times.

**Official Basketball Box Score -- Game Totals -- Final Statistics
SC State vs South Carolina
1/3/12 7 p.m. at Columbia, S.C. (Colonial Life Arena)**

SC State 51 • 4-10

#	Player	Total		3-Ptr		Rebounds			PF	TP	A	TO	Blk	Stl	Min
		FG-FGA	FG-FGA	FT-FTA	Off	Def	Tot								
05	SANDERS, Omar	f	1-4	0-1	2-6	1	2	3	4	4	0	3	1	3	27
33	RADOVIC, Luka	f	6-10	0-0	3-4	3	1	4	2	15	0	0	0	0	34
01	TOOMBS, Khalif	g	3-8	0-1	3-4	0	1	1	1	9	4	2	0	1	36
02	RILEY, Brandon	g	2-10	0-2	0-0	0	0	0	0	4	2	4	0	0	22
23	MARTIN, Aaron	g	3-7	2-6	1-4	3	6	9	2	9	1	3	0	1	35
00	IKHINMWIN, Joe	g	0-1	0-0	0-0	0	0	0	2	0	0	2	0	0	12
14	BARBER, Shaquil	g	0-2	0-0	2-2	1	1	2	1	2	0	1	1	0	7
15	JOINT, Denim	g	3-10	1-5	1-3	5	5	10	1	8	4	2	3	0	27
Team						2	3	5							
Totals			18-52	3-15	12-23	15	19	34	13	51	11	17	5	5	200

FG % 1st Half: 10-26 38.5% 2nd half: 8-26 30.8% Game: 18-52 34.6% Deadball Rebounds 4,1
 3FG % 1st Half: 0-2 0.0% 2nd half: 3-13 23.1% Game: 3-15 20.0%
 FT % 1st Half: 3-9 33.3% 2nd half: 9-14 64.3% Game: 12-23 52.2%

South Carolina 79 • 8-6

#	Player	Total		3-Ptr		Rebounds			PF	TP	A	TO	Blk	Stl	Min
		FG-FGA	FG-FGA	FT-FTA	Off	Def	Tot								
13	GILL, Anthony	f	2-3	0-0	2-2	1	4	5	4	6	1	2	2	1	20
15	COOKE, Malik	f	3-6	1-1	4-4	2	2	4	3	11	2	0	0	2	21
24	HARRIS, Damontre	f	4-9	0-0	3-3	1	5	6	4	11	0	3	1	0	21
30	JACKSON, Lakeem	f	3-4	0-0	0-1	2	3	5	2	6	3	1	2	2	32
05	SMITH, Eric	g	3-5	2-3	0-0	0	2	2	1	8	2	2	0	0	16
01	WILLIAMS, Brenton	g	1-3	0-2	1-2	0	0	0	0	3	2	0	0	1	11
02	RICHARDSON, Brian	g	1-4	0-2	0-0	0	0	0	0	2	0	2	0	1	11
12	PHILLIPS, Shane	g	0-3	0-2	1-2	0	0	0	0	1	0	1	0	0	2
23	ELLINGTON, Bruce	g	3-5	3-3	0-0	0	0	0	0	9	1	0	0	0	13
32	LEONARD, Damien	g	3-6	3-6	0-0	0	1	1	1	9	2	1	0	1	17
33	SLAWSON, RJ	g	3-5	2-4	1-2	7	7	14	1	9	3	0	0	3	24
45	GEATHERS, Carlton	g	2-3	0-0	0-0	1	1	2	4	4	1	1	1	0	12
Team						1	1	2							
Totals			28-56	11-23	12-16	10	26	36	20	79	17	13	6	11	200

FG % 1st Half: 17-29 58.6% 2nd half: 11-27 40.7% Game: 28-56 50.0% Deadball Rebounds 2
 3FG % 1st Half: 7-13 53.8% 2nd half: 4-10 40.0% Game: 11-23 47.8%
 FT % 1st Half: 4-6 66.7% 2nd half: 8-10 80.0% Game: 12-16 75.0%

Officials: Doug Shows, Michael Stephens, Mike Roberts
 Technical fouls: SC State-RADOVIC, Luka. South Carolina-HARRIS, Damontre.
 Attendance: 6557

Score by periods	1st	2nd	Total
SC State	23	28	51
South Carolina	45	34	79

Points In Off 2nd Fast
 SCSU 16 7 12 6 10
 SC 32 19 6 6 37

Last FG - SCSU 2nd-02:26, SC 2nd-01:42.
 Largest lead - SCSU None, SC by 30 2nd-01:42.
 Score tied - 1 time.
 Lead changed - 0 times.

GAME 15 - SOUTH CAROLINA 64, #2 KENTUCKY 79 LEXINGTON, KY. - JAN. 7, 2012

LEXINGTON, Ky. - A strong second half wasn't enough for South Carolina to offset a cold shooting effort in the first half as No. 2 Kentucky took the SEC opener for both teams, 79-64, at Rupp Arena on Saturday.

South Carolina (8-7, 0-1 SEC) was led by freshman guard Damien Leonard's 15 points, while freshman forward Anthony Gill tallied 10, senior forward Malik Cooke added 11 and sophomore forward Damontre Harris contributed 10. Gill also pulled down a team-high seven rebounds, while Cooke and sophomore forward RJ Slawson both collected six.

Kentucky's (15-1, 1-0 SEC) Terrence Jones led all scorers with 20 points, while freshman forward Anthony Davis tallied 12 points and 10 rebounds for a double-double. The game was the third this season for South Carolina against an opponent ranked in the top two in the nation, as the Gamecocks also faced then-No. 1 North Carolina and then-No. 2 Ohio State.

South Carolina out-rebounded the Wildcats, 32-30, including a 16-7 advantage on the offensive glass, which led to 15 second-chance points for the Gamecocks. South Carolina's bench contributed 28 points, and the Gamecocks tallied 16 points off of Kentucky turnovers.

Despite a cold shooting effort in the first half, South Carolina collected 10 offensive rebounds in the set. The Gamecocks jumped out to a quick 4-0 lead on a dunk by Harris and layup by Gill, but UK would outscore the Gamecocks 9-3 over the course of the next five minutes to hold a 9-7 lead with 14:38 remaining in the opening half.

With a 21-17 lead, Kentucky ended the first half on a 13-1 run to push the advantage into double digits at 34-18 at the halftime break. South Carolina hit just 25 percent from the floor (8-32) in the first half.

The Gamecocks found an offensive rhythm in the second half, eventually holding a 46-45 advantage during the set, hitting 53.1 percent (17-32). Leonard scored all but three of his points in the half, connecting on four shots, including two 3s and a pair of free throws.

Kentucky lengthened its lead to open the half, but Slawson hit a 3 with 11:58 on the clock, and Leonard added two from 3-point range over the course of the next two minutes to pull the Gamecocks within 13 at 58-45.

UK's Kidd-Gilchrist would add a dunk and two free throws, but a 3 by sophomore guard Bruce Ellington and a jumper by Leonard pulled the Gamecocks within 12 with just under eight minutes remaining in the contest.

The Gamecocks followed with a turnover and missed shots, which allowed the Wildcats to hold the lead and close the 79-64 victory.

GAME 16 - SOUTH CAROLINA 57, VANDERBILT 67 COLUMBIA, S.C. - JAN. 10, 2012

COLUMBIA, S.C. - South Carolina sophomore Damontre Harris earned his first career double-double, but it wasn't enough to offset a cold first half from the field for the Gamecocks as South Carolina (8-8, 0-2 SEC) dropped a 67-57 decision to Vanderbilt (12-4, 2-0 SEC) Tuesday at Colonial Life Arena.

Harris tied his career high 10 rebounds to go with 11 points to earn his first double-double as a Gamecock. Classmate Bruce Ellington added a game-high and season-high 20 points. Senior Malik Cooke contributed nine points, and Anthony Gill put up eight points in the effort.

South Carolina was held to 5-of-26 from the field in the opening period, but rebounded to shoot 17-of-27 in the second half, a .629 clip.

It was a slow first half for both teams in a game that was nationally televised live on ESPNU. Midway through the period, the teams were deadlocked at 8-8 before the Commodores took a 14-4 run over the final 10 minutes to head into the break with a 22-12 lead, the first double-digit margin of the game for either team.

With the lead remaining constant to the start the second half, Vanderbilt hit four 3's in a row in a three-minute span to stretch the lead out to 46-25. The teams proceeded to rotate buckets as Vanderbilt pushed its lead to 67-43 before the Gamecocks went on an 14-0 run over the final four minutes of the game highlighted by three consecutive 3's courtesy of Ellington and Brian Richardson.

Official Basketball Box Score -- Game Totals -- Final Statistics

**South Carolina vs Kentucky
01/07/12 4:00 pm at Rupp Arena - Lexington, KY**

South Carolina 64 • 8-7, 0-1

##	Player	Total			3-Ptr			Rebounds			PF	TP	A	TO	Blk	Stl	Min
		FG-FGA	FG-FGA	FT-FTA	FG-FGA	FG-FGA	FT-FTA	Off	Def	Tot							
13	GILL, Anthony	f	4-11	0-1	2-2	3	4	7	4	10	0	2	0	3	30		
15	COOKE, Malik	f	5-14	0-2	1-2	2	4	6	1	11	3	1	0	1	38		
24	HARRIS, Damontre	f	4-5	0-0	2-2	2	1	3	4	10	1	0	2	1	23		
30	JACKSON, Lakeem	f	1-3	0-0	0-0	3	0	3	0	2	0	1	0	0	15		
05	SMITH, Eric	g	1-4	1-2	0-0	0	3	3	0	3	1	1	0	0	12		
02	RICHARDSON, Brian		0-2	0-2	0-0	0	0	0	1	0	0	0	0	1	5		
23	ELLINGTON, Bruce		3-13	1-8	1-2	1	1	2	1	8	4	0	0	1	29		
32	LEONARD, Damien		5-8	3-6	2-2	0	2	2	3	15	0	3	0	0	24		
33	SLAWSON, RJ		2-4	1-1	0-0	5	1	6	4	5	1	1	1	1	19		
45	GEATHERS, Carlton		0-0	0-0	0-0	0	0	0	0	0	0	1	0	0	5		
	Team					0	0	0					2				
	Totals		25-64	6-22	8-10	16	16	32	18	64	10	12	3	8	200		

FG % 1st Half: 8-32 25.0% 2nd half: 17-32 53.1% Game: 25-64 39.1%
3FG % 1st Half: 1-10 10.0% 2nd half: 5-12 41.7% Game: 6-22 27.3%
FT % 1st Half: 1-2 50.0% 2nd half: 7-8 87.5% Game: 8-10 80.0%

Deadball Rebounds 1,1

Kentucky 79 • 15-1, 1-0

##	Player	Total			3-Ptr			Rebounds			PF	TP	A	TO	Blk	Stl	Min
		FG-FGA	FG-FGA	FT-FTA	FG-FGA	FG-FGA	FT-FTA	Off	Def	Tot							
03	Jones, Terrence	f	8-9	1-2	3-5	2	1	3	2	20	1	4	0	0	32		
14	Kidd-Gilchrist, M.	f	3-5	0-1	3-4	2	4	6	0	9	2	3	1	0	37		
23	Davis, Anthony	f	5-10	0-0	2-2	2	8	10	2	12	0	1	7	2	30		
20	Lamb, Doron	g	3-5	2-3	2-2	0	3	3	2	10	2	1	0	0	28		
25	Teague, Marquis	g	6-10	1-1	4-5	0	3	3	1	17	4	2	0	1	36		
01	Miller, Darius		1-6	0-2	2-2	0	1	1	3	4	4	2	0	0	19		
30	Vargas, Eloy		1-1	0-0	0-2	0	0	0	0	2	0	0	0	1	10		
33	Wiltjer, Kyle		2-3	1-2	0-0	0	1	1	1	5	0	1	0	0	8		
	Team					1	2	3									
	Totals		29-49	5-11	16-22	7	23	30	11	79	13	15	8	4	200		

FG % 1st Half: 13-23 56.5% 2nd half: 16-26 61.5% Game: 29-49 59.2%
3FG % 1st Half: 2-5 40.0% 2nd half: 3-6 50.0% Game: 5-11 45.5%
FT % 1st Half: 6-9 66.7% 2nd half: 10-13 76.9% Game: 16-22 72.7%

Deadball Rebounds 2,1

Officials: Joe Lindsay, Tom Eades, Patrick Evans
Technical fouls: South Carolina-None. Kentucky-None.
Attendance: 24219

Score by periods	1st	2nd	Total
South Carolina	18	46	64
Kentucky	34	45	79

	Points	In Paint	Off T/O	2nd Chance	Fast Break	Bench
SC	26	16	15	0	28	
UK	48	10	4	12	11	

Last FG - SC 2nd-00:19, UK 2nd-01:27.
Largest lead - SC by 4 1st-18:38, UK by 21 2nd-12:53.

Score tied - 1 time.
Lead changed - 1 time.

Official Basketball Box Score -- Game Totals -- Final Statistics

**Vanderbilt vs South Carolina
1/10/12 9 p.m. at Columbia, S.C. (Colonial Life Arena)**

Vanderbilt 67 • 12-4, 2-0

##	Player	Total			3-Ptr			Rebounds			PF	TP	A	TO	Blk	Stl	Min
		FG-FGA	FG-FGA	FT-FTA	FG-FGA	FG-FGA	FT-FTA	Off	Def	Tot							
03	EZELI, Festus	c	1-1	0-0	0-0	1	1	2	5	2	1	1	1	0	18		
01	TINSLEY, Brad	g	4-5	3-4	2-2	0	0	0	1	13	9	2	0	0	29		
05	GOULBOURNE, Lance	g	2-6	0-1	4-4	3	7	10	3	8	0	2	1	1	21		
23	JENKINS, John	g	5-10	4-8	0-0	1	2	3	0	14	3	4	0	1	30		
44	TAYLOR, Jeffery	g	4-6	3-4	0-0	0	3	3	2	11	3	4	0	1	32		
02	JOHNSON, Kedren		0-3	0-1	0-0	0	2	2	0	0	0	0	0	0	11		
11	FULLER, Kyle		0-1	0-0	0-0	0	1	1	0	0	0	2	0	0	3		
24	PARKER, Dai-Jon		1-1	1-1	0-0	0	1	1	0	3	2	0	0	0	15		
33	TCHIENGANG, Steve		4-5	0-1	2-2	0	1	1	3	10	0	1	0	1	19		
34	MOATS, Shelby		0-0	0-0	0-0	0	0	0	0	0	0	0	0	0	3		
45	ODOM, Rod		2-2	2-2	0-0	0	0	0	1	6	1	1	0	0	19		
	Team					2	2	4						1			
	Totals		23-40	13-22	8-8	7	20	27	15	67	19	18	2	4	200		

FG % 1st Half: 8-15 53.3% 2nd half: 15-25 60.0% Game: 23-40 57.5%
3FG % 1st Half: 4-7 57.1% 2nd half: 9-15 60.0% Game: 13-22 59.1%
FT % 1st Half: 2-2 100.0 2nd half: 6-6 100.0 Game: 8-8 100.0

Deadball Rebounds 0

South Carolina 57 • 8-8, 0-2

##	Player	Total			3-Ptr			Rebounds			PF	TP	A	TO	Blk	Stl	Min
		FG-FGA	FG-FGA	FT-FTA	FG-FGA	FG-FGA	FT-FTA	Off	Def	Tot							
13	GILL, Anthony	f	3-7	0-2	2-2	2	2	4	0	8	0	1	0	0	28		
15	COOKE, Malik	f	4-11	1-2	0-0	1	2	3	2	9	0	2	1	3	35		
24	HARRIS, Damontre	f	4-7	0-0	3-4	7	3	10	2	11	0	3	1	1	31		
30	JACKSON, Lakeem	f	1-5	0-0	1-2	1	1	2	1	3	0	1	0	0	18		
05	SMITH, Eric	g	0-4	0-2	0-0	0	0	0	0	0	1	1	0	0	16		
01	WILLIAMS, Brenton		0-0	0-0	0-0	0	0	0	0	0	0	0	0	0	3		
02	RICHARDSON, Brian		2-3	2-3	0-0	0	0	0	2	6	0	0	0	0	10		
23	ELLINGTON, Bruce		8-12	1-2	3-3	0	0	0	2	20	3	0	0	0	24		
32	LEONARD, Damien		0-4	0-2	0-0	0	0	0	0	0	0	1	0	1	13		
33	SLAWSON, RJ		0-0	0-0	0-0	0	1	1	2	0	0	0	0	2	19		
45	GEATHERS, Carlton		0-0	0-0	0-0	0	0	0	0	0	0	0	0	2	3		
	Team					1	0	1									
	Totals		22-53	4-13	9-11	12	9	21	11	57	4	9	2	9	200		

FG % 1st Half: 5-26 19.2% 2nd half: 17-27 63.0% Game: 22-53 41.5%
3FG % 1st Half: 0-8 0.0% 2nd half: 4-5 80.0% Game: 4-13 30.8%
FT % 1st Half: 2-4 50.0% 2nd half: 7-7 100.0 Game: 9-11 81.8%

Deadball Rebounds 1,1

Officials: Antinjo Petty, Jamie Luckie, Ed Corbett
Technical fouls: Vanderbilt-None. South Carolina-None.
Attendance: 8353

Score by periods	1st	2nd	Total
Vanderbilt	22	45	67
South Carolina	12	45	57

	Points	In Paint	Off T/O	2nd Chance	Fast Break	Bench
VANDY	14	9	12	8	19	
SC	24	14	14	2	26	

Last FG - VANDY 2nd-03:49, SC 2nd-00:10.
Largest lead - VANDY by 24 2nd-03:49, SC by 2 1st-19:32.

Score tied - 2 times.
Lead changed - 3 times.

GAME 17 - SOUTH CAROLINA 65, NO. 19/19 FLORIDA 79
COLUMBIA, S.C. - JAN. 14, 2012

COLUMBIA, S.C. - South Carolina dropped a 79-65 decision to No. 19 Florida in SEC action at the Colonial Life Arena Saturday night. South Carolina falls to 8-9 (0-3 SEC) while Florida improves to 14-4 (2-1 SEC).

South Carolina sophomore Bruce Ellington knocked down a game-high 17 points in his first start of the season, and Malik Cooke added 10 points and seven rebounds. Six of the seven Gators to score on the night hit double figures scoring in the game.

The two teams played to a near even first half that saw South Carolina shoot 60 percent and Florida shoot 54.5 percent from the field. The Gators made six 3's in the opening 10 minutes of the game to push out to a 26-18 lead, but the Gamecocks fought back with an 11-4 run to cut the score to 30-29 with five minutes remaining.

The teams swapped leads for the remainder of the half until Brenton William's three-pointer with 46 seconds remaining gave the Gamecocks a four-point lead en route to a 41-40 advantage going into the break.

Florida opened the second half on an 18-3 run with South Carolina having difficulty finding the shooting touch that helped it gain the lead in the first half. After hitting 15-of-24 shots in the first half, the Gamecocks were held to 8-of-31 (25.8 percent) in the second half. Florida pushed its lead to as many as 17 points with a 71-54 lead before South Carolina shot its way back for the second consecutive game, but the Gamecocks couldn't push the game closer than 10 as Florida took the 79-65 victory.

Official Basketball Box Score -- Game Totals -- Final Statistics
Florida vs South Carolina
1/14/12 7 p.m. at Columbia, S.C. (Colonial Life Arena)

Florida 79 • 14-4, 2-1 SEC

#	Player	Total			3-Ptr			Rebounds			PF	TP	A	TO	Blk	Stl	Min
		FG-FGA	FG-FGA	FT-FTA	FG-FGA	FG-FGA	FT-FTA	Off	Def	Tot							
15	Yeguede, Will	f	6-6	0-0	2-4	4	4	8	2	14	2	0	1	0	30		
33	Murphy, Erik	f	3-7	1-3	4-4	0	2	2	4	11	4	2	1	1	30		
01	Boynton, Kenny	g	5-13	4-7	1-2	1	2	3	0	15	3	1	0	1	34		
11	Walker, Erving	g	3-5	3-4	2-2	0	0	0	2	11	7	2	0	0	33		
23	Beal, Bradley	g	3-7	2-5	6-7	0	4	4	3	14	1	0	0	1	31		
03	Rosario, Mike	g	3-6	2-4	2-2	0	2	2	1	10	2	3	0	1	19		
04	Young, Patric	g	2-2	0-0	0-0	1	2	3	4	4	0	0	1	0	13		
05	Wilbekin, Scottie	g	0-1	0-1	0-0	0	2	2	1	0	0	0	0	0	5		
24	Prather, Casey	g	0-0	0-0	0-0	0	0	0	0	0	0	2	0	0	2		
34	Larson, Cody	g	0-0	0-0	0-0	0	0	0	0	0	0	0	0	0	3		
Team						1	0	1									
Totals			25-47	12-24	17-21	7	18	25	17	79	19	10	3	4	200		

FG % 1st Half: 12-22 54.5% 2nd half: 13-25 52.0% Game: 25-47 53.2%
3FG % 1st Half: 8-14 57.1% 2nd half: 4-10 40.0% Game: 12-24 50.0%
FT % 1st Half: 8-10 80.0% 2nd half: 9-11 81.8% Game: 17-21 81.0%

South Carolina 65 • 8-9, 0-3 SEC

#	Player	Total			3-Ptr			Rebounds			PF	TP	A	TO	Blk	Stl	Min
		FG-FGA	FG-FGA	FT-FTA	FG-FGA	FG-FGA	FT-FTA	Off	Def	Tot							
13	GILL, Anthony	f	2-5	1-4	3-4	1	2	3	4	8	0	3	0	0	20		
15	COOKE, Malik	f	4-10	0-2	2-3	5	2	7	3	10	2	2	0	2	37		
24	HARRIS, Damontre	f	3-3	0-0	3-4	3	3	6	4	9	1	2	0	1	23		
02	RICHARDSON, Brian	g	3-8	1-4	0-0	1	0	1	2	7	0	1	0	0	21		
23	ELLINGTON, Bruce	g	6-14	4-6	1-2	2	1	3	3	17	3	1	0	0	28		
01	WILLIAMS, Brenton	g	3-8	3-7	0-0	1	1	2	1	9	0	1	0	0	14		
05	SMITH, Eric	g	0-0	0-0	0-0	0	0	0	0	0	1	1	0	0	2		
30	JACKSON, Lakeem	g	0-1	0-0	0-0	0	2	2	0	0	0	0	0	0	8		
32	LEONARD, Damien	g	0-1	0-0	0-0	0	1	1	0	0	0	0	0	0	13		
33	SLAWSON, RJ	g	2-4	0-1	1-1	1	2	3	2	5	0	1	0	1	23		
45	GEATHERS, Carlton	g	0-1	0-0	0-0	0	0	0	1	0	0	0	1	0	11		
Team						0	2	2									
Totals			23-55	9-24	10-14	14	16	30	22	65	7	12	1	4	200		

FG % 1st Half: 15-24 62.5% 2nd half: 8-31 25.8% Game: 23-55 41.8%
3FG % 1st Half: 6-11 54.5% 2nd half: 3-13 23.1% Game: 9-24 37.5%
FT % 1st Half: 5-5 100.0% 2nd half: 5-9 55.6% Game: 10-14 71.4%

Officials: Joe Lindsay, Mark Whitehead, Ron Groover
Technical fouls: Florida-None. South Carolina-None.
Attendance: 11308

Score by periods	1st	2nd	Total
Florida	40	39	79
South Carolina	41	24	65

In Points Off 2nd Fast
Paint T/O Chance Break Bench
UF 26 22 14 13 14
SC 24 11 16 12 14

Last FG - UF 2nd-00:30, SC 2nd-00:14.
Largest lead - UF by 17 2nd-02:55, SC by 4 1st-00:46.

GAME 18 - SOUTH CAROLINA 52, AUBURN 63
AUBURN, ALA. - JAN.21, 2012

AUBURN, Ala. - The South Carolina men's basketball team suffered a 63-52 loss at Auburn on Saturday in SEC action. South Carolina falls to 8-10, 0-4 SEC, while Auburn improves to 12-7, 2-3 in conference play.

Freshman forward Anthony Gill and sophomore guard Bruce Ellington led the Gamecocks with nine points each, while sophomore forward Damontre Harris contributed six points, a team high seven rebounds and a career high six blocks.

The Gamecocks shot 40.8 percent overall in the game, hitting 20-of-49 attempts, while Auburn hit 44 percent (22-50) of its attempts. Junior guard Frankie Sullivan led the Tigers with a game high 22 points, while senior forward Kenny Gabriel added 16 and four blocks.

Turnovers plagued the Gamecocks in the contest, as the squad committed 23 against just 14 by Auburn. The Tigers scored 28 points off of turnovers in the contest.

South Carolina was down 6-2 early in the opening half, but battled back with just under 11 minutes remaining before halftime to take a 14-12 lead on a 3 by freshman guard Damien Leonard. The team's traded baskets through the middle part of the set, before the Gamecocks extended their lead to 26-21 on a layup by Ellington with 1:37 remaining.

Sullivan sank a 3 with 21 seconds remaining before half, but RJ Slawson answered for South Carolina on the opposite end, hitting a jumper as time expired to send Carolina into the locker room with a 28-24 advantage at the half.

Sullivan hit two free throws to open the second half, before South Carolina freshman forward Anthony Gill, who played just eight minutes in the first half due to foul trouble, followed with a layup to push the score to 30-26 South Carolina with 18:54 remaining.

Gabriel scored the next six Auburn points over the next four minutes, as the Tigers regained the lead at 32-30 with 15:42 on the clock. Auburn would never give up the lead the remainder of the half and the Tigers outscored the Gamecocks 39-24 in the set to close the 63-52 victory.

Official Basketball Box Score -- Game Totals -- Final Statistics
South Carolina vs Auburn
01/21/12 12:30 p.m. at Auburn, Ala.

South Carolina 52 • 8-10, 0-4

#	Player	Total			3-Ptr			Rebounds			PF	TP	A	TO	Blk	Stl	Min
		FG-FGA	FG-FGA	FT-FTA	FG-FGA	FG-FGA	FT-FTA	Off	Def	Tot							
13	GILL, Anthony	f	4-9	0-1	1-1	1	2	3	3	9	0	3	0	0	21		
15	COOKE, Malik	f	2-7	0-3	2-3	2	3	5	4	6	1	6	1	1	33		
24	HARRIS, Damontre	f	3-5	0-0	0-0	3	4	7	1	6	0	5	6	2	37		
02	RICHARDSON, Brian	g	0-1	0-1	2-2	0	1	1	1	2	0	1	0	0	17		
23	ELLINGTON, Bruce	g	4-14	1-5	0-0	0	3	3	2	9	4	5	0	2	37		
01	WILLIAMS, Brenton	g	2-4	2-3	0-0	1	0	1	2	6	0	0	0	1	9		
05	SMITH, Eric	g	0-0	0-0	0-0	0	0	0	0	0	0	0	0	0	1		
30	JACKSON, Lakeem	g	1-3	0-0	0-0	1	0	1	1	2	3	0	0	2	13		
32	LEONARD, Damien	g	2-3	2-3	0-0	1	1	2	1	6	0	1	0	1	15		
33	SLAWSON, RJ	g	2-3	1-2	0-0	0	0	0	0	5	0	2	0	1	14		
45	GEATHERS, Carlton	g	0-0	0-0	1-2	0	1	1	0	1	0	0	0	0	3		
Team						3	2	5									
Totals			20-49	6-18	6-8	12	17	29	15	52	8	23	7	10	200		

FG % 1st Half: 10-23 43.5% 2nd half: 10-26 38.5% Game: 20-49 40.8%
3FG % 1st Half: 3-6 50.0% 2nd half: 3-12 25.0% Game: 6-18 33.3%
FT % 1st Half: 5-6 83.3% 2nd half: 1-2 50.0% Game: 6-8 75.0%

Auburn 63 • 12-7, 2-3

#	Player	Total			3-Ptr			Rebounds			PF	TP	A	TO	Blk	Stl	Min
		FG-FGA	FG-FGA	FT-FTA	FG-FGA	FG-FGA	FT-FTA	Off	Def	Tot							
22	Gabriel, Kenny	f	7-15	1-3	1-4	2	5	7	2	16	1	0	4	0	32		
41	Chubb, Rob	c	0-2	0-0	1-2	4	3	7	2	1	3	2	0	0	28		
00	Langford, Josh	g	0-4	0-1	0-0	1	0	1	3	0	1	0	0	0	21		
11	Wallace, Josh	g	1-2	0-0	2-2	0	0	0	1	4	3	1	0	1	22		
23	Sullivan, Frankie	g	6-15	4-11	6-6	2	2	4	0	22	2	3	0	0	33		
01	Ward, Varez	g	3-4	1-2	1-2	0	3	3	2	8	2	4	1	2	20		
02	Payne, Allen	g	1-1	0-0	0-0	0	1	1	0	2	0	0	0	3	11		
03	Denson, Chris	g	3-5	1-1	0-0	0	0	0	0	7	2	2	1	1	19		
45	Forbes, Adrian	g	1-2	0-0	1-2	2	2	4	3	3	0	2	0	1	11		
50	Kouassi, Willy	g	0-0	0-0	0-0	0	0	0	0	0	0	0	0	0	3		
Team						1	0	1									
Totals			22-50	7-18	12-18	12	16	28	13	63	14	14	6	7	200		

FG % 1st Half: 9-21 42.9% 2nd half: 13-29 44.8% Game: 22-50 44.0%
3FG % 1st Half: 5-10 50.0% 2nd half: 2-8 25.0% Game: 7-18 38.9%
FT % 1st Half: 1-4 25.0% 2nd half: 11-14 78.6% Game: 12-18 66.7%

Officials: Ted Valentine, Bruce Benedict, Tracy Woodson
Technical fouls: South Carolina-None. Auburn-None.
Attendance: 8329
*AU's Frankie Sullivan ties his season-hi with 22 pts.

Score by periods	1st	2nd	Total
South Carolina	28	24	52
Auburn	24	39	63

In Points Off 2nd Fast
Paint T/O Chance Break Bench
SC 20 19 14 2 20
AU 24 28 13 10 20

Last FG - SC 2nd-00:33, AU 2nd-04:28.
Largest lead - SC by 6 1st-06:08, AU by 17 2nd-04:28.

GAME 19 - SOUTH CAROLINA 56, ALABAMA 54

COLUMBIA, S.C. - JAN. 25, 2012

COLUMBIA, S.C. - The South Carolina men's basketball team earned their first conference victory of the season over Alabama, 56-54, in SEC action on Wednesday night at Colonial Life Arena. The gridding game featured 13 ties and 11 lead changes. The final lead change occurred when Bruce Ellington broke a 54-54 tie on a driving layup with one second to go to give the Gamecocks the win.

The Gamecocks (9-10, 1-4) were led by three players in double figures. Senior forward Malik Cooke netted 18 points and pulled in five rebounds. Sophomore guard Bruce Ellington and sophomore forward Damontre Harris both added 12 points to the winning effort. Freshman forward Anthony Gill tied a season and career high with nine rebounds. Sophomore forward R.J. Slawson also grabbed nine boards.

The Crimson Tide (13-7, 2-4) also had three players in double figures - freshman guard Levi Randolph with 12, junior forward Tony Mitchell with 11, and freshman forward Nick Jacobs with 10. Mitchell came down with 8 rebounds, as did junior guard Andrew Steele.

Alabama rushed out to an early 5-0 lead, but Cooke scored the next eight points to give South Carolina an early 8-5 lead. After gaining the upper hand, the Gamecocks stayed ahead for a long stretch of the first half. Twice, the Gamecocks built a lead of four during the middle stretch, one time after back-to-back Ellington three pointers, but could not pull ahead by more. The close action saw the lead change three times in the last 4:19 of the first half. The first time, Alabama's Randolph drained a three pointer to make the score 24-23. Ellington reclaimed the advantage for the Gamecocks with a driving layup and Cooke extended the margin to three with a pair of free throws. The final lead change gave the Crimson Tide a 29-27 advantage going into the locker room after another Randolph three-pointer and two free throws by Green.

The second half featured more back and forth action. Again with neither team able to build a lead. Again, the Gamecocks built a four point margin, but could not pull away. Throughout the game, Alabama made an effort to work the shot clock down to the final seconds on many possessions.

After scoring only two points after his initial run to begin the game, Cooke went on another offensive burst scoring three straight South Carolina baskets midway through the second half.

The pivotal play occurred with under a minute to play and the score knotted at 54 apiece. Ellington tipped the ball away from Alabama and to Cooke with 26 seconds remaining to set up a shot to take the lead. Ellington drove to the basket and laid the ball in with one second on the clock to put the Gamecocks up 56-54. Alabama got the ball to senior forward JaMychal Green on the in-boards pass, but his jumper fell short at the buzzer.

Official Basketball Box Score -- Game Totals -- Final Statistics Alabama vs South Carolina 1/25/12 8 p.m. at Columbia, S.C. (Colonial Life Arena)

Alabama 54 • 13-7, 2-4 SEC

#	Player	Total			3-Ptr			Rebounds			PF	TP	A TO	Blk	Stl	Min
		FG	FGA	%	FG	FGA	%	Off	Def	Tot						
01	Green, JaMychal	f	2-4	0-0	2-2	0	4	4	3	6	1	2	3	0	22	
05	Mitchell, Tony	f	5-12	1-4	0-0	3	5	8	4	11	2	4	1	0	27	
15	Jacobs, Nick	f	4-6	0-0	2-3	0	2	2	0	10	0	1	0	0	22	
03	Lacey, Trevor	g	1-6	1-5	2-2	0	2	2	0	5	3	3	0	0	28	
12	Releford, Trevor	g	1-5	0-2	0-0	0	4	4	4	2	3	2	1	3	32	
10	Eblen, Ben	g	0-0	0-0	0-0	0	1	1	1	0	0	0	0	0	3	
14	Gueye, Moussa	g	1-4	0-0	0-0	3	1	4	1	2	1	2	0	0	10	
20	Randolph, Levi	g	5-8	2-5	0-2	1	3	4	1	12	1	1	0	1	28	
21	Cooper, Rodney	g	0-1	0-1	0-0	0	0	0	0	0	0	0	0	0	3	
22	Steele, Andrew	g	2-3	0-1	2-3	3	5	8	0	6	1	1	0	0	25	
	Team					1	1	2								
	Totals		21-49	4-18	8-12	11	28	39	14	54	11	15	6	4	200	

FG % 1st Half: 11-27 40.7% 2nd half: 10-22 45.5% Game: 21-49 42.9%
3FG % 1st Half: 2-9 22.2% 2nd half: 2-9 22.2% Game: 4-18 22.2%
FT % 1st Half: 5-5 100.0 2nd half: 3-7 42.9% Game: 8-12 66.7%

Deadball Rebounds 1

South Carolina 56 • 9-10, 1-4 SEC

#	Player	Total			3-Ptr			Rebounds			PF	TP	A TO	Blk	Stl	Min
		FG	FGA	%	FG	FGA	%	Off	Def	Tot						
13	GILL, Anthony	f	1-8	0-3	0-0	4	5	9	1	2	3	0	0	0	33	
15	COOKE, Malik	f	6-11	1-4	5-5	1	4	5	2	18	2	4	0	2	34	
24	HARRIS, Damontre	f	5-11	0-0	2-3	3	0	3	3	12	0	0	2	0	29	
23	ELLINGTON, Bruce	g	5-14	2-7	0-0	0	2	2	0	12	2	1	0	0	31	
32	LEONARD, Damien	g	2-11	2-10	0-0	0	2	2	0	6	1	1	0	1	30	
01	WILLIAMS, Brenton	g	0-5	0-4	0-0	0	0	0	0	0	0	2	1	0	16	
30	JACKSON, Lakeem	g	1-2	0-0	0-1	1	0	1	0	2	0	0	0	1	9	
33	SLAWSON, RJ	g	2-6	0-3	0-0	6	3	9	4	4	0	1	0	1	15	
45	GEATHERS, Carlton	g	0-0	0-0	0-0	0	1	1	0	0	0	0	1	1	3	
	Team					4	1	5								
	Totals		22-68	5-31	7-9	19	18	37	10	56	8	9	4	6	200	

FG % 1st Half: 10-36 27.8% 2nd half: 12-32 37.5% Game: 22-68 32.4%
3FG % 1st Half: 3-16 18.8% 2nd half: 2-15 13.3% Game: 5-31 16.1%
FT % 1st Half: 4-6 66.7% 2nd half: 3-3 100.0 Game: 7-9 77.8%

Deadball Rebounds 1,2

Officials: Ted Valentine, Mike Kitts, Mark Whitehead
Technical fouls: Alabama-None. South Carolina-None.
Attendance: 7807

Score by periods	1st	2nd	Total	In	Off	2nd	Fast
Alabama	29	25	54	Points	Paint	T/O	Chance
South Carolina	27	29	56	34	8	13	8
				32	10	13	6
				Bench			
				20			20
				6			6

Last FG - UA 2nd-01:03, SC 2nd-00:18.
Largest lead - UA by 5 1st-19:11, SC by 4 1st-15:46.

Score tied - 13 times.
Lead changed - 11 times.

GAME 20 - SOUTH CAROLINA 62, OLE MISS 66

OXFORD, MISS. - JAN. 28, 2012

OXFORD, Miss. - The South Carolina men's basketball team suffered a 66-62 loss at Ole Miss on Saturday in SEC action. Senior forward Malik Cooke led the Gamecocks with 17 points, while sophomore guard Brenton Williams added 15.

South Carolina (9-11, 1-5 SEC) hit 40 percent (24-60) of its shot attempts in the contest, including eight made 3s in the game. Ole Miss (14-7, 4-3 SEC) hit 49 percent (24-49) from the field, but struggled from the free throw line, hitting just 13-of-24 attempts (54.2%).

South Carolina forced 18 Rebel turnovers, collecting 12 steals and posting 19 points off of take-aways. To compare, Ole Miss scored 16 points off of 13 Gamecock turnovers in the contest. Ole Miss held a 38-28 upperhand in rebounds as well.

Senior forward Terrance Henry led the Rebels with 15 points, including a 6-of-6 effort from the free throw line, while junior forward Murphy Holloway collected a double-double with 14 points and 11 rebounds, while also collecting a team high three steals.

After trading baskets to start the contest, Ole Miss took an 18-9 lead on a layup by Demarco Cox with 10:19 remaining in the first half. The Rebels extended their lead to as many as 11 before the Gamecocks used a 15-7 run over the last 7:25 to pull within three at halftime. A 3 by Williams began the run, which included two layups by freshman forward Anthony Gill and a 3 from sophomore guard Bruce Ellington.

Both teams committed nine turnovers in the opening half, with the Gamecocks dishing eight assists, including three from freshman guard Damien Leonard, while Ole Miss collected eight steals with the Gamecocks earning five.

South Carolina took its first lead since early in the contest less than a minute into the second half on a layup by Cooke. The teams would trade possessions through the under-16 minute media timeout before the Rebels would extend a lead to six at 43-37 on a made jumper by Nick Williams with 15:17 remaining.

The Gamecocks would battle back to take a one-point lead using an 8-1 run over the course of the next two minutes on a 3 by Cooke and a layup and 3 by Williams, but solid free throw shooting down the stretch gave the Rebels a lead they wouldn't give up the remainder of the game.

Neither team led by more than seven points in the second half. Two free throws by Williams put the Gamecocks behind by one point, 63-62, but a 3 by Henry with 17.5 seconds remaining sealed the game for the Rebels.

Cooke collected a team high seven rebounds for Carolina, while he and Williams both collected three steals. Gill tallied 10 points, two assists and two steals, and Ellington dished a season high five assists.

Official Basketball Box Score -- Game Totals -- Final Statistics South Carolina vs Ole Miss 01/28/12 6:00 pm at Oxford, Miss. (Tad Smith Coliseum)

South Carolina 62 • 9-11, 1-5

#	Player	Total			3-Ptr			Rebounds			PF	TP	A TO	Blk	Stl	Min
		FG	FGA	%	FG	FGA	%	Off	Def	Tot						
13	GILL, Anthony	f	4-5	0-0	2-2	1	1	2	3	10	2	2	0	2	33	
15	COOKE, Malik	f	6-14	3-3	2-3	3	4	7	3	17	2	4	0	3	30	
24	HARRIS, Damontre	f	3-3	0-0	0-0	2	1	3	5	6	0	0	1	2	16	
23	ELLINGTON, Bruce	g	4-16	1-5	0-0	0	1	1	1	9	5	4	0	1	36	
32	LEONARD, Damien	g	1-8	1-7	0-0	1	0	1	0	3	3	1	0	0	17	
01	WILLIAMS, Brenton	g	5-9	3-6	2-2	0	0	0	2	15	1	1	0	3	27	
30	JACKSON, Lakeem	g	0-2	0-0	0-0	2	1	3	0	0	1	0	0	0	10	
33	SLAWSON, RJ	g	0-2	0-0	0-0	0	3	3	2	0	1	1	0	0	18	
45	GEATHERS, Carlton	g	1-1	0-0	0-0	1	2	4	1	2	0	0	1	1	13	
	Team					2	2	6								
	Totals		24-60	8-21	6-7	12	16	28	17	62	15	13	2	12	200	

FG % 1st Half: 11-30 36.7% 2nd half: 13-30 43.3% Game: 24-60 40.0%
3FG % 1st Half: 4-10 40.0% 2nd half: 4-11 36.4% Game: 8-21 38.1%
FT % 1st Half: 2-2 100.0 2nd half: 4-5 80.0% Game: 6-7 85.7%

Deadball Rebounds 0

Ole Miss 66 • 14-7, 4-3

#	Player	Total			3-Ptr			Rebounds			PF	TP	A TO	Blk	Stl	Min
		FG	FGA	%	FG	FGA	%	Off	Def	Tot						
01	Henry, Terrance	f	4-6	1-2	6-6	2	3	5	3	15	2	7	0	2	35	
23	Buckner, Reginald	f	3-6	0-0	1-2	4	2	6	1	7	1	1	3	1	34	
31	Holloway, Murphy	f	4-7	0-0	6-13	4	7	11	2	14	4	3	0	3	33	
20	Williams, Nick	g	5-14	2-6	0-1	1	0	1	1	12	2	1	1	0	37	
32	Summers, Jarvis	g	1-3	1-1	0-0	2	2	4	3	3	5	2	0	2	19	
04	Cox, Demarco	g	1-1	0-0	0-2	1	4	5	0	2	0	0	2	0	13	
10	White, LaDarius	g	1-2	0-1	0-0	0	2	2	0	2	0	0	0	0	4	
12	Aniefiok, Maurice	g	0-1	0-0	0-0	0	0	0	0	0	0	0	0	1	2	
45	Kendrick, Jelan	g	5-9	1-3	0-0	0	1	1	2	11	1	4	0	2	23	
	Team					0	3	3								
	Totals		24-49	5-13	13-24	14	24	38	12	66	15	18	6	11	200	

FG % 1st Half: 13-26 50.0% 2nd half: 11-23 47.8% Game: 24-49 49.0%
3FG % 1st Half: 2-7 28.6% 2nd half: 3-6 50.0% Game: 5-13 38.5%
FT % 1st Half: 3-7 42.9% 2nd half: 10-17 58.8% Game: 13-24 54.2%

Deadball Rebounds 6,1

Officials: Antinio Petty, Patrick Evans, Ron Groover
Technical fouls: South Carolina-None. Ole Miss-None.
Attendance: 7396

Score by periods	1st	2nd	Total	In	Off	2nd	Fast
South Carolina	28	34	62	Points	Paint	T/O	Chance
Ole Miss	31	35	66	28	19	14	12
				30	16	12	10
				Bench			
				17			15
				15			15

Last FG - SC 2nd-01:24, UM 2nd-00:18.
Largest lead - SC by 2 1st-17:08, UM by 11 1st-07:57.

Score tied - 5 times.
Lead changed - 8 times.

GAME 21 - SOUTH CAROLINA 66, NO. 12/11 FLORIDA 74 GAINESVILLE, FLA. - FEB. 2, 2012

GAINESVILLE, Fla. - The Gamecocks pulled within six points, but solid free throw shooting down the stretch saw No. 12/11 Florida escape with a 74-66 win in SEC action at the Stephen C. O'Connell Center in Gainesville on Thursday night. The Gamecocks fall to 9-12, 1-6 SEC with the loss, while Florida improves to 18-4, 6-1 in league play.

Sophomore forward Damontre Harris had an impressive night for the Gamecocks with a near double-double, scoring 12 points, collecting nine rebounds and matching a career high with six blocks. Sophomore guard Bruce Ellington added 15 points and three assists.

Florida was led by junior guard Kenny Boynton with 24 points, while senior guard Irving Walker added 14 and freshman Bradley Beal added 17 and 11 rebounds.

After trailing by as many as 17 midway through the first half, the Gamecocks used a 9-1 run over the final 3:52 to pull within nine at the halftime break. Ellington led the Gamecocks with eight points in the set, with Harris adding six and four blocks.

The Gators held a five-point advantage at the under-16 minute media timeout and extended their lead to 10 points at 18-8 with 13:16 remaining. The Gamecocks continued to battle, as Harris was solid from the free throw line, and Cooke hit back-to-back jumpers late in the half.

Florida's Beal hit the only Gator point in the final minutes of the half on a free throw with 57 seconds remaining on the clock, and a layup by RJ Slawson at the buzzer put the score at 37-28 Florida at the break.

The teams traded baskets through the first part of the second half before the Gators took a timeout with 10:53 remaining after a 7-2 South Carolina run over the previous 3:23.

The Florida lead hovered around 10 points midway through the half. A layup by Cooke with 6:43 remaining pulled the Gamecocks within eight at 54-46. Following a missed 3 by Cooke, a tip-in by Gill saw the Gator lead at just six with 4:11 remaining.

Twice in the final three minutes the Gamecocks pulled within six. After a layup by Boynton with 55 seconds on the clock, sophomore guard Brenton Williams sank a 3 from the near corner for Carolina to bring the score to 67-62, but solid free throw shooting in the final minute by Florida saw the Gators escape with the 74-66 victory.

GAME 22 - SOUTH CAROLINA 52, NO. 1/1 KENTUCKY 86 COLUMBIA, S.C. - FEB. 4, 2012

COLUMBIA, S.C. -- South Carolina was unable to overcome a hot-shooting night by No. 1/1 Kentucky as the Gamecocks dropped an 86-52 decision on Saturday at Colonial Life Arena.

With the loss, Carolina falls to 9-13 overall and 1-7 in SEC play. The Wildcats move to 23-1 on the season and 9-0 in the conference with their 15th straight victory.

On the night, Kentucky shot 51.6 percent from the floor, including 6-of-14 from 3-point range. The Wildcats also sank 16-of-21 attempts from the free-throw line. South Carolina couldn't find an answer against Kentucky's defensive pressure, shooting just 30.5 percent for the game.

Freshman guard Damien Leonard tossed in a career-high 19 points, including four 3-pointers, to lead the Gamecocks, while freshman forward Anthony Gill chipped in 10 points. Sophomore forward Damontre Harris added five points, six rebounds and four blocks.

Freshman forward Anthony Davis scored a game-high 22 points, pulled down eight rebounds and blocked eight shots to pace Kentucky. As a team, the Wildcats finished the contest with 10 blocks. Doron Lamb and Terrence Jones added 18 and 16 points, respectively, while Kyle Wiltjer finished with 12.

The Wildcats were in a rhythm early as they built a 23-10 lead by making eight of their first nine shots, including both attempts from beyond the arc. South Carolina answered with an 8-2 run capped by a Leonard 3-pointer that trimmed Kentucky's lead to 25-18 with 10:55 left in the half. However, Kentucky closed the half on a 27-7 run to take a 52-25 lead into the locker room.

The Wildcats opened the second half on a 19-5 run to pull away for the win.

Official Basketball Box Score -- Game Totals -- Final Statistics South Carolina vs Florida 2/2/12 9 p.m. at Stephen C. O'Connell Center

South Carolina 66 • 9-12, 1-6 SEC

#	Player	Total FG-FGA	3-Ptr FG-FGA	FT-FTA	Rebounds			PF	TP	A	TO	Blk	Stl	Min
					Off	Def	Tot							
13	GILL, Anthony	f 5-7	1-2	0-0	3	2	5	5	11	1	0	0	0	25
15	COOKE, Malik	f 5-12	0-3	2-2	1	3	4	4	12	2	3	0	1	28
24	HARRIS, Damontre	f 4-5	0-0	4-4	2	7	9	3	12	0	1	6	3	37
23	ELLINGTON, Bruce	g 6-14	3-7	0-2	0	1	1	4	15	3	4	0	0	37
32	LEONARD, Damien	g 0-1	0-1	0-0	0	0	0	3	0	0	2	0	0	8
01	WILLIAMS, Brenton	2-9	1-5	3-4	0	4	4	3	8	1	2	1	0	22
02	RICHARDSON, Brian	2-6	1-3	0-0	1	1	2	2	5	0	1	0	0	12
30	JACKSON, Lakeem	0-0	0-0	1-2	0	1	1	3	1	1	1	0	0	15
33	SLAWSON, RJ	1-2	0-0	0-0	1	1	2	1	2	0	1	0	0	13
45	GEATHERS, Carlton	0-0	0-0	0-0	0	0	0	0	0	0	0	0	0	3
	Team				2	0	2							
	Totals	25-56	6-21	10-14	10	20	30	28	66	8	15	7	4	200

FG % 1st Half: 10-22 45.5% 2nd half: 15-34 44.1% Game: 25-56 44.6%
3FG % 1st Half: 3-9 33.3% 2nd half: 3-12 25.0% Game: 6-21 28.6%
FT % 1st Half: 5-5 100.0% 2nd half: 5-9 55.6% Game: 10-14 71.4%

Deadball
Rebounds
3

Florida 74 • 18-4, 6-1 SEC

#	Player	Total FG-FGA	3-Ptr FG-FGA	FT-FTA	Rebounds			PF	TP	A	TO	Blk	Stl	Min
					Off	Def	Tot							
15	Yeguete, Will	f 2-3	0-0	0-0	2	6	8	2	4	0	1	1	1	28
33	Murphy, Erik	f 2-10	0-4	0-0	2	4	6	2	4	1	0	1	1	28
01	Boynton, Kenny	g 6-13	4-8	8-10	1	2	3	1	24	1	1	0	0	28
11	Walker, Erving	g 4-11	2-6	4-6	2	2	4	0	14	7	3	0	2	33
23	Beal, Bradley	g 5-11	1-6	6-9	5	6	11	2	17	1	2	0	0	35
03	Rosario, Mike	1-5	0-2	2-2	1	0	1	0	4	0	1	0	0	8
04	Young, Patric	2-4	0-0	1-3	4	1	5	1	5	1	4	1	1	25
05	Wilbekin, Scottie	0-2	0-2	2-2	0	1	1	3	2	1	1	0	1	15
	Team				3	0	3							
	Totals	22-59	7-28	23-32	20	22	42	11	74	12	13	3	6	200

FG % 1st Half: 13-33 39.4% 2nd half: 9-26 34.6% Game: 22-59 37.3%
3FG % 1st Half: 6-15 40.0% 2nd half: 1-13 7.7% Game: 7-28 25.0%
FT % 1st Half: 5-11 45.5% 2nd half: 18-21 85.7% Game: 23-32 71.9%

Deadball
Rebounds
6

Officials: Mike Stuart, John Cahill, Doug Sirmons
Technical fouls: South Carolina-None. Florida-None.
Attendance: 10003
USC #13 fouled out at :09 of second half

Score by periods	1st	2nd	Total	In	Off	2nd	Fast	Bench	
South Carolina	28	38	66	Points	Paint	T/O	Chance	Break	
Florida	37	37	74	30	17	14	2	16	
				UF	30	21	17	2	11

Last FG - SC 2nd-00:13, UF 2nd-00:53.
Largest lead - SC by 1 1st-19:08, UF by 17 1st-09:55.

Score tied - 0 times.
Lead changed - 2 times.

Official Basketball Box Score -- Game Totals -- Final Statistics Kentucky vs South Carolina 2/4/12 6 p.m. ET at Columbia, S.C. (Colonial Life Arena)

Kentucky 86 • 23-1, 9-0

#	Player	Total FG-FGA	3-Ptr FG-FGA	FT-FTA	Rebounds			PF	TP	A	TO	Blk	Stl	Min
					Off	Def	Tot							
03	Jones, Terrence	f 5-10	0-1	6-7	1	5	6	1	16	4	0	1	2	27
14	Kidd-Gilchrist, M.	f 2-7	0-1	3-6	3	2	5	2	7	3	0	1	0	30
23	Davis, Anthony	g 9-10	0-0	4-5	3	5	8	3	22	1	0	8	2	28
20	Lamb, Doron	f 6-7	3-3	3-3	1	3	4	2	18	1	0	0	1	28
25	Teague, Marquis	g 2-6	0-2	0-0	0	0	0	1	4	3	2	1	1	28
01	Miller, Darius	2-5	1-3	0-0	1	1	2	2	5	4	1	0	0	20
10	Beckham, Twany	0-1	0-0	0-0	1	1	2	0	0	0	0	0	0	9
30	Vargas, Eloy	1-2	0-0	0-0	0	1	1	1	2	0	0	0	0	12
33	Wiltjer, Kyle	5-14	2-4	0-0	2	2	4	1	12	1	0	0	0	18
	Team				3	6	9							
	Totals	32-62	6-14	16-21	15	26	41	13	86	17	3	11	6	200

FG % 1st Half: 17-29 58.6% 2nd half: 15-33 45.5% Game: 32-62 51.6%
3FG % 1st Half: 3-6 50.0% 2nd half: 3-8 37.5% Game: 6-14 42.9%
FT % 1st Half: 15-18 83.3% 2nd half: 1-3 33.3% Game: 16-21 76.2%

Deadball
Rebounds
3,3

South Carolina 52 • 9-13, 1-7

#	Player	Total FG-FGA	3-Ptr FG-FGA	FT-FTA	Rebounds			PF	TP	A	TO	Blk	Stl	Min
					Off	Def	Tot							
13	GILL, Anthony	f 3-8	2-2	2-6	1	2	3	2	10	2	2	0	0	35
15	COOKE, Malik	f 2-9	1-4	0-0	1	3	4	3	5	1	2	3	0	29
24	HARRIS, Damontre	f 2-4	0-0	1-2	2	4	6	3	5	0	0	4	0	27
23	ELLINGTON, Bruce	g 1-9	1-5	0-0	1	1	2	2	3	3	2	0	0	25
32	LEONARD, Damien	g 7-16	4-8	1-3	1	0	1	1	19	0	1	0	0	28
01	WILLIAMS, Brenton	1-2	1-1	0-0	0	0	0	0	3	0	1	0	0	12
02	RICHARDSON, Brian	0-1	0-0	0-0	0	0	0	0	0	1	0	0	0	3
05	SMITH, Eric	1-3	0-0	0-0	0	1	1	0	2	2	0	0	0	12
30	JACKSON, Lakeem	1-4	0-0	0-0	1	3	4	0	2	1	0	0	0	11
33	SLAWSON, RJ	0-1	0-0	1-2	1	0	1	4	1	0	0	2	0	8
45	GEATHERS, Carlton	0-2	0-0	2-2	2	1	3	1	2	0	0	0	0	10
	Team				3	2	5							
	Totals	18-59	9-20	7-15	13	17	30	16	52	10	8	9	0	200

FG % 1st Half: 9-34 26.5% 2nd half: 9-25 36.0% Game: 18-59 30.5%
3FG % 1st Half: 4-9 44.4% 2nd half: 5-11 45.5% Game: 9-20 45.0%
FT % 1st Half: 3-5 60.0% 2nd half: 4-10 40.0% Game: 7-15 46.7%

Deadball
Rebounds
7

Officials: Joe Lindsay, Bert Smith, Willi Washington
Technical fouls: Kentucky-None. South Carolina-None.
Attendance: 16527

Score by periods	1st	2nd	Total	In	Off	2nd	Fast	Bench
Kentucky	52	34	86	Points	Paint	T/O	Chance	Break
South Carolina	25	27	52	42	8	19	9	19
				SC	14	1	8	10

Last FG - UK 2nd-00:42, SC 2nd-00:24.
Largest lead - UK by 41 2nd-10:14, SC None.

Score tied - 0 times.
Lead changed - 0 times.

GAME 27 - SOUTH CAROLINA 48, VANDERBILT 59

NASHVILLE, TENN. - FEB. 22, 2012

NASHVILLE, Tenn. - South Carolina suffered a 59-48 loss on the road at Vanderbilt on Wednesday in SEC play. Sophomore guard Bruce Ellington led the Gamecocks with 15 points in the contest.

Both teams struggled offensively in the game, as South Carolina (10-17, 2-11 SEC) hit 32.7 percent (18-55) from the floor and Vanderbilt (20-8, 9-4 SEC) hit 38.5 percent (15-39). Ellington led the Gamecocks with 15 points and four assists, while freshman guard Damien Leonard added 10.

South Carolina was outstanding defensively on the night, holding one of the league's top scoring teams to just 59 points and just 25 percent (4-16) from 3-point range.

Vanderbilt was led by junior guard John Jenkins with 21 points, while Lance Goulbourne added 12 and Festus Ezeli 14 points and five blocks. Vanderbilt shot 28 free throws in the contest, compared to just four attempts from the line for Carolina.

The teams traded baskets to open the contest, including an offensive rebound and put-back by redshirt-freshman forward Carlton Geathers with just under 15 minutes to play. A dunk by Gamecock sophomore forward Damontre Harris saw the contest tied at 14-14 at the 10:36 mark before both teams struggled to find the basket midway through the half.

Ellington scored South Carolina's final eight points of the opening half, including consecutive 3s to give Carolina a 20-18 lead with 4:20 on the clock. He added a layup seconds later, and Goulbourne tallied the final four points of the half for Vandy as the contest was tied at 22-22 at the half.

Neither team led by more than five points in the opening half, and the Gamecocks hit 39.1 percent (9-23) from the floor, compared to 34.6 percent (9-26) from Vandy.

Both teams struggled from the floor in the second half. Two free throws by Harris early in the second half saw South Carolina take a 27-26 lead, but Vandy responded, using an 11-5 run to take a 37-32 upperhand with 14:12 remaining in the game.

South Carolina struggled to find the basket for a four-minute stretch before the four-minute mark, which allowed Vanderbilt to extend its lead to 48-38 after two free throws from Ezeli with 4:19 remaining.

Ellington followed with a layup at the opposite end seconds later, but the Gamecocks were called for their 10th foul soon after to put Vanderbilt in the double-bonus for the second half. Solid free throw shooting late in the contest by Vandy saw the Commodores earn the 59-48 victory.

Official Basketball Box Score -- Game Totals -- Final Statistics

South Carolina vs Vanderbilt
2/22/12 7 p.m. at Nashville, Tenn. (Memorial Gym)

South Carolina 48 • 10-17, 2-11 SEC

##	Player	Total			3-Ptr			Rebounds			PF	TP	A	TO	Blk	Stl	Min
		FG-FGA	FG-FGA	FT-FTA	FG-FGA	FG-FGA	FT-FTA	Off	Def	Tot							
15	COOKE, Malik	f	3-10	2-6	0-0	0	3	3	2	8	1	1	0	2	32		
33	SLAWSON, RJ	f	0-0	0-0	0-0	0	2	2	4	0	1	3	0	0	14		
45	GEATHERS, Carlton	f	1-2	0-0	0-0	2	0	2	2	2	0	1	0	0	8		
23	ELLINGTON, Bruce	g	5-13	3-4	2-2	1	3	4	2	15	4	2	0	0	35		
32	LEONARD, Damien	g	4-15	2-10	0-0	1	0	1	3	10	0	1	0	1	34		
01	WILLIAMS, Brenton		2-7	1-2	0-0	1	1	2	1	5	0	0	0	0	13		
05	SMITH, Eric		0-1	0-0	0-0	0	1	1	0	0	0	0	0	0	1		
13	GILL, Anthony		1-3	0-1	0-0	1	1	2	4	2	1	2	1	1	23		
24	HARRIS, Damontre		2-3	0-0	2-2	4	2	6	2	6	1	1	4	1	32		
30	JACKSON, Lakeem		0-1	0-0	0-0	0	2	2	0	0	1	0	0	0	8		
	Team					1	1	2									
	Totals		18-55	8-23	4-4	11	16	27	20	48	9	11	4	5	200		

FG % 1st Half: 9-23 39.1% 2nd half: 9-32 28.1% Game: 18-55 32.7% Deadball Rebounds: 0
3FG % 1st Half: 4-11 40.0% 2nd half: 4-13 30.8% Game: 8-23 34.8%
FT % 1st Half: 0-0 0.0% 2nd half: 4-4 100.0% Game: 4-4 100.0%

Vanderbilt 59 • 20-8, 9-4 SEC

##	Player	Total			3-Ptr			Rebounds			PF	TP	A	TO	Blk	Stl	Min
		FG-FGA	FG-FGA	FT-FTA	FG-FGA	FG-FGA	FT-FTA	Off	Def	Tot							
05	GOULBOURNE, Lance	f	2-6	1-2	7-8	2	6	8	4	12	2	3	0	2	31		
44	TAYLOR, Jeffery	f	1-8	0-5	2-4	2	3	5	0	4	1	2	2	1	30		
03	EZELI, Festus	c	3-4	0-0	8-8	1	3	4	3	14	0	3	5	1	18		
01	TINSLEY, Brad	g	2-6	0-2	2-2	0	2	2	0	6	5	0	0	0	31		
23	JENKINS, John	g	6-10	3-6	6-6	0	3	3	1	21	1	1	2	0	36		
02	JOHNSON, Kedren		1-3	0-0	0-0	1	1	2	0	2	0	2	0	0	15		
24	PARKER, Dai-Jon		0-0	0-0	0-0	0	1	1	0	0	0	0	0	0	8		
33	TCHIENGANG, Steve		0-1	0-0	0-0	2	3	5	0	0	1	1	0	0	19		
34	MOATS, Shelby		0-0	0-0	0-0	0	0	0	0	0	0	0	0	0	0+		
45	ODOM, Rod		0-1	0-1	0-0	0	0	0	1	0	2	0	0	0	12		
	Team					0	4	4									
	Totals		15-39	4-16	25-28	8	26	34	9	59	12	12	9	4	200		

FG % 1st Half: 9-26 34.6% 2nd half: 6-13 46.2% Game: 15-39 38.5% Deadball Rebounds: 3
3FG % 1st Half: 2-11 18.2% 2nd half: 2-5 40.0% Game: 4-16 25.0%
FT % 1st Half: 2-2 100.0% 2nd half: 23-26 88.5% Game: 25-28 89.3%

Officials: Ted Valentine, Karl Hess, Roger Ayers
Technical fouls: South Carolina-None. Vanderbilt-None.
Attendance: 13705

Score by periods	1st	2nd	Total	In	Off	2nd	Fast
South Carolina	22	26	48	Points	Paint	T/O	Chance
Vanderbilt	22	37	59	SC	7	8	0
				VANDY	22	14	4
						6	2

Last FG - SC 2nd-00:41, VANDY 2nd-02:57. Score tied - 5 times.
Largest lead - SC by 2 1st-04:25, VANDY by 12 2nd-02:57. Lead changed - 6 times.



#33 - RJ SLAWSON

SOPHOMORE - FORWARD

6'8 - 207 - 1 LETTER

CHARLESTON, S.C. - FORT DORCHESTER

SLAWSON'S CAREER HIGHS

POINTS

13, vs. North Carolina (Nov. 25, 2011)

FIELD GOALS

6, vs. North Carolina (Nov. 25, 2011)

FIELD GOAL ATTEMPTS

10, vs. North Carolina (Nov. 25, 2011)

3-POINT FIELD GOALS

2, 4 times, last vs. SC State (Jan. 3, 2012)

3-POINT FIELD GOAL ATTEMPTS

4, vs. SC State (Jan. 3, 2012)

FREE THROWS

4, 3 times, last vs. Providence (Dec. 1, 2011)

FREE THROW ATTEMPTS

6, vs. Tenn. State (Nov. 20, 2011)

REBOUNDS

14, vs. North Carolina (Nov. 25, 2011)

ASSISTS

3, vs. SC State (Jan. 3, 2012)

BLOCKS

4, vs. North Carolina (Nov. 25, 2011)

STEALS

3, vs. SC State (Jan. 3, 2012)

MINUTES PLAYED

31, vs. North Carolina (Nov. 25, 2011)

SLAWSON'S SEASON HIGHS

POINTS

13, vs. North Carolina (Nov. 25, 2011)

FIELD GOALS

6, vs. North Carolina (Nov. 25, 2011)

FIELD GOAL ATTEMPTS

10, vs. North Carolina (Nov. 25, 2011)

3-POINT FIELD GOALS

2, 3 times, last vs. SC State (Jan. 3, 2012)

3-POINT FIELD GOAL ATTEMPTS

4, vs. SC State (Jan. 3, 2012)

FREE THROWS

4, twice, last vs. Providence (Dec. 1, 2011)

FREE THROW ATTEMPTS

6, vs. Tenn. State (Nov. 20, 2011)

REBOUNDS

14, vs. North Carolina (Nov. 25, 2011)

ASSISTS

3, vs. SC State (Jan. 3, 2012)

BLOCKS

4, vs. North Carolina (Nov. 25, 2011)

STEALS

3, vs. SC State (Jan. 3, 2012)

MINUTES PLAYED

31, vs. North Carolina (Nov. 25, 2011)

2011-12

Opponent	Date	GS	Min	FG-FGA	Pct	3FG-FGA	Pct	FT-FTA	Pct	Off	Def	Tot	Avg	PF	FO	A	TO	Blk	Stl	Pts	Avg
Western Carolina	Nov. 11	21	3-4	.750	0-0	.000	1-2	.500	3	0	3	3.0	3	0	1	0	0	1	7	7.0	
at Elon	Nov. 15	11	1-5	.444	0-2	.000	0-0	.500	1	2	3	3.0	2	0	0	0	1	2	4	4.5	
Tenn State	Nov. 20	28	2-7	.438	0-2	.000	4-6	.625	3	3	6	4.0	3	0	0	2	1	1	10	6.3	
Miss Valley State	Nov. 22	16	2-6	.409	0-0	.000	0-2	.500	1	2	3	3.8	4	0	2	0	1	1	4	5.8	
UNC	Nov. 25	31	6-10	.600	1-1	.000	1-2	.500	4	10	14	5.8	4	0	0	4	4	1	13	7.2	
So. California	Nov. 26	29	3-6	.474	2-3	.250	1-1	.538	0	3	3	5.3	1	0	2	1	1	0	9	7.5	
Providence	Dec. 1	22	2-8	.435	0-1	.222	4-4	.647	4	4	8	5.7	4	0	1	2	1	2	8	7.6	
at Clemson	Dec. 4	6	0-0	.435	0-0	.222	0-0	.647	0	1	1	5.1	2	0	0	0	0	0	0	6.6	
Presbyterian	Dec. 13	17	1-3	.429	0-0	.222	0-0	.647	1	3	4	5.0	2	0	0	0	2	0	2	6.1	
Ohio State	Dec. 17	16	1-2	.431	1-2	.273	0-0	.647	0	0	0	4.5	3	0	0	1	0	0	3	5.8	
SE Louisiana	Dec. 21	12	1-4	.418	0-2	.231	0-0	.647	1	0	1	4.2	5	1	0	2	0	0	2	5.5	
Wofford	Dec. 28	16	2-3	.431	2-3	.313	1-2	.632	1	0	1	3.9	2	0	2	0	1	1	7	5.6	
USC Upstate	Dec. 31	25	4-5	.460	1-2	.333	1-2	.619	3	5	8	4.2	3	0	0	1	2	0	10	5.9	
SC State	Jan. 3	24	3-5	.471	2-4	.364	1-2	.609	2	7	9	4.6	1	0	3	0	0	3	9	6.1	
at Kentucky	Jan. 7	19	2-4	.472	1-1	.391	0-0	.609	5	1	6	4.7	4	0	1	1	1	1	5	6.1	
Vanderbilt	Jan. 10	19	0-0	.472	0-0	.391	0-0	.609	0	1	1	4.4	2	0	0	0	2	0	0	5.7	
Florida	Jan. 14	23	2-4	.474	0-1	.375	1-1	.625	1	2	3	4.4	2	0	0	1	0	1	5	5.6	
at Auburn	Jan. 21	14	2-3	.481	1-2	.385	0-0	.625	0	0	0	4.1	0	0	0	2	0	1	5	5.6	
Alabama	Jan. 25	15	2-6	.471	0-3	.345	0-0	.625	6	3	9	4.4	4	0	0	1	0	1	4	5.5	
at Ole Miss	Jan. 28	18	0-2	.460	0-0	.345	0-0	.625	0	3	3	4.3	2	0	1	1	0	0	0	5.3	
at Florida	Feb. 2	13	1-2	.461	0-0	.345	0-0	.625	1	1	2	4.2	1	0	0	1	0	0	2	5.1	
Kentucky	Feb. 4	8	0-1	.456	0-0	.345	1-2	.615	1	0	1	4.0	4	0	0	0	2	0	1	4.9	
at Tennessee	Feb. 8	* 23	3-5	.463	1-3	.344	2-3	.621	1	4	5	4.1	4	0	0	2	1	0	9	5.1	
at Arkansas	Feb. 11	* 16	2-4	.465	0-2	.324	0-1	.600	1	1	2	4.0	2	0	1	2	0	0	4	5.0	
Georgia	Feb. 15	* 16	2-4	.466	0-1	.314	2-2	.625	1	2	3	4.0	3	0	0	0	0	2	6	5.1	
LSU	Feb. 18	* 17	1-3	.462	0-2	.297	1-2	.618	1	2	3	3.9	1	0	1	1	0	1	3	5.0	
at Vanderbilt	Feb. 22	* 14	0-0	.462	0-0	.297	0-0	.618	0	2	2	3.9	4	0	1	3	0	0	0	4.8	
Tennessee	Feb. 25																				
Mississippi State	Feb. 29																				
at Georgia	March 3																				

SEASON NOTES

Was 3-of-4 from the floor with seven points in season opener vs. Western Carolina (Nov. 11) ... Tallied two points vs. Elon (Nov. 15) ... Posted or matched several career highs with 10 points, including a 4-of-6 effort from the charity stripe, while playing a career high 28 minutes vs. Tennessee State (Nov. 20) ... Tied his career highs with two assists, one block and one steal vs. Mississippi Valley State (Nov. 22) ... Posted a career night vs. #1 North Carolina (Nov. 25), posting career highs with 13 points, 14 rebounds and four blocks ... Named to the Las Vegas Invitational All-Tournament team after finishing tournament play with nine points vs. Southern Cal (Nov. 26) ... Collected a team best eight rebounds vs. Providence (Dec. 1) ... Suffered from right foot strain following Providence contest, however, was available for contest at Clemson (Dec. 4) ... Blocked two shots vs. Presbyterian (Dec. 13) ... Posted three points vs. No. 2 Ohio State (Dec. 17) ... Saw action vs. SE Louisiana (Dec. 21) ... Tallied seven points, hitting two 3s in win vs. Wofford (Dec. 28) ... Tallied 10 points and collected eight rebounds and two blocks in win over USC Upstate (Dec. 31) for best game since UNC contest ... Career game vs. SC State (Jan. 3), nine points, nine rebounds and a career high three assists and three steals ... Solid at No. 2 Kentucky (Jan. 7), posting five points, six rebounds, and one block, assist and steal ... Two steals in loss vs. Vanderbilt (Jan. 10) ... Contributed five points vs. No. 19 Florida (Jan. 14) ... Tallied five points in contest at Auburn (Jan. 21) ... Collected an SEC career high nine rebounds, including six offensive, in 56-54 victory vs. Alabama (Jan. 25) ... Collected three rebounds and one assists at Ole Miss (Jan. 28) ... Saw action at No. 12 Florida (Feb. 2), scoring two points and collecting two rebounds ... Posted two blocks vs. No. 1 Kentucky (Feb. 4) ... Earned first career start at Tennessee (Feb. 8), scored nine points and collected five rebounds ... Posted four points and one assist at Arkansas (Feb. 11) ... Posted six points and two steals in win vs. Georgia (Feb. 15) ... Scored three points and collected three rebounds vs. LSU (Feb. 18) ...

CAREER VS. TENNESSEE (3 GAMES)

MIN	PTS	RBS	AST	BLK	STL	FG%	3FG%	FT%
18.7	4.7	4.7	0.0	0.3	0.0	50.0	40.0	66.7

CAREER STATISTICS

Season	GP-GS	Min	Avg	FG	FGA	Pct	3FG	3FGA	Pct	FT	FTA	Pct	Off	Def	Tot	Avg	PF	FO	Ast	TO	Blk	Stl	Pts	Avg
2010-11	28-0	252	9.0	24	58	.414	6	19	.316	9	11	.818	22	37	59	2.1	40	1	4	14	5	7	63	2.3
2011-12	27-5	489	18.1	49	106	.462	11	37	.297	21	34	.618	42	62	104	3.9	72	1	16	28	17	20	130	4.8
Totals	55-5	741	13.5	73	164	.445	17	56	.303	30	45	.667	64	99	163	3.0	112	2	20	42	22	27	193	3.5

CAREER SEC STATISTICS

Season	GP-GS	Min	Avg	FG	FGA	Pct	3FG	3FGA	Pct	FT	FTA	Pct	Off	Def	Tot	Avg	PF	FO	Ast	TO	Blk	Stl	Pts	Avg
2011	15-0	153	10.2	11	32	.344	4	11	.364	4	4	1.000	11	20	31	2.1	27	1	0	4	2	4	30	2.0
2012	13-5	215	16.5	17	38	.447	3	15	.200	7	11	.636	18	22	40	3.1	33	0	5	15	4	9	44	3.4
Totals	28-5	368	13.1	28	70	.400	7	26	.269	11	15	.733	29	42	71	2.5	56	1	5	19	6	13	74	2.6



#5 - ERIC SMITH

SOPHOMORE - GUARD

5'11 - 210 - 1 LETTER

MULLINS, S.C. - CHRIST SCHOOL

SMITH'S CAREER HIGHS

POINTS

18, vs. Tenn. State (Nov. 20, 2011)

FIELD GOALS

6, twice, last vs. Providence (Dec. 1, 2011)

FIELD GOAL ATTEMPTS

13, vs. Providence (Dec. 1, 2011)

3-POINT FIELD GOALS

5, vs. Tenn. State (Nov. 20, 2011)

3-POINT FIELD GOAL ATTEMPTS

8, vs. Providence (Dec. 1, 2011)

FREE THROWS

3, vs. Kentucky (Jan. 22, 2011)

FREE THROW ATTEMPTS

4, vs. Radford (Nov. 19, 2010)

REBOUNDS

3, 7 times, last at Kentucky (Jan. 7, 2012)

ASSISTS

7, vs. Ole Miss (Feb. 22, 2011)

BLOCKS

-

STEALS

2, 4 times, last vs. SE Louisiana (Dec. 21, 2011)

MINUTES PLAYED

31, vs. Miss. Valley State (Nov. 2, 2011)

SMITH'S SEASON HIGHS

POINTS

18, vs. Tenn. State (Nov. 20, 2011)

FIELD GOALS

6, twice, last vs. Providence (Dec. 1, 2011)

FIELD GOAL ATTEMPTS

13, vs. Providence (Dec. 1, 2011)

3-POINT FIELD GOALS

5, vs. Tenn. State (Nov. 20, 2011)

3-POINT FIELD GOAL ATTEMPTS

8, vs. Providence (Dec. 1, 2011)

FREE THROWS

2, twice, last vs. LSU (Feb. 18, 2012)

FREE THROW ATTEMPTS

2, 4 times, last vs. LSU (Feb. 18, 2012)

REBOUNDS

3, 4 times, last at Kentucky (Jan. 7, 2012)

ASSISTS

4, vs. Western Carolina (Nov. 11, 2011)

BLOCKS

-

STEALS

2, 4 times, last at Arkansas (Feb. 11, 2012)

MINUTES PLAYED

31, vs. Miss. Valley State (Nov. 2, 2011)

2011-12

Opponent	Date	GS	Min	FG-FGA	Pct	3FG-FGA	Pct	FT-FTA	Pct	Off	Def	Tot	Avg	PF	FO	A	TO	Blk	Stl	Pts	Avg
Western Carolina	Nov. 11	19	4-6	.667	1-2	.500	0-2	.000	0	0	0	0.0	0	4	1	0	0	9	9.0		
at Elon	Nov. 15	14	3-5	.636	0-2	.250	0-1	.000	0	1	1	0.5	2	0	2	1	0	1	6	7.5	
Tenn State	Nov. 20	18	6-10	.619	5-7	.545	1-1	.250	0	2	2	1.0	2	0	1	4	0	0	18	11.0	
Miss Valley State	Nov. 22	* 31	3-6	.593	2-3	.572	0-1	.200	1	2	3	1.5	2	0	2	4	0	2	8	10.3	
UNC	Nov. 25	* 27	2-6	.545	2-5	.526	0-0	.200	0	0	0	1.2	1	0	3	3	0	0	6	9.4	
So. California	Nov. 26	* 20	1-1	.559	1-1	.550	0-0	.200	0	0	0	1.0	4	0	1	3	0	1	3	8.3	
Providence	Dec. 1	* 28	6-13	.532	3-8	.500	1-2	.286	1	2	3	1.3	2	0	1	0	0	2	16	9.4	
at Clemson	Dec. 4	* 22	2-3	.540	0-1	.483	0-0	.286	0	2	2	1.4	2	0	3	1	0	0	4	8.8	
Presbyterian	Dec. 13	* 19	0-4	.500	0-1	.467	0-0	.286	0	3	3	1.6	1	0	2	0	0	0	0	7.8	
Ohio State	Dec. 17	* 23	2-5	.492	1-2	.469	0-0	.286	1	0	1	1.5	0	0	1	2	0	0	5	7.5	
SE Louisiana	Dec. 21	* 19	2-4	.492	1-2	.471	2-4	.364	0	0	0	1.4	0	0	1	0	2	7	7.5		
Wofford	Dec. 28	* 17	0-3	.470	0-2	.444	0-0	.364	0	0	0	1.3	0	1	2	0	0	0	0	6.8	
USC Upstate	Dec. 31	* 19	2-4	.471	0-1	.432	1-1	.417	0	0	0	1.2	5	1	1	4	0	0	5	6.7	
SC State	Jan. 3	* 16	3-5	.480	2-3	.450	0-0	.417	0	2	2	1.2	1	0	2	2	0	0	8	6.8	
at Kentucky	Jan. 7	* 12	1-4	.468	1-2	.452	0-0	.417	0	3	3	1.3	0	0	1	1	0	0	3	6.5	
Vanderbilt	Jan. 10	* 16	0-4	.446	0-2	.432	0-0	.417	0	0	0	1.3	0	0	1	1	0	0	0	6.1	
Florida	Jan. 14	2	0-0	.446	0-0	.432	0-0	.417	0	0	0	1.2	0	0	1	1	0	0	0	5.8	
at Auburn	Jan. 21	1	0-0	.446	0-0	.432	0-0	.417	0	0	0	1.1	0	0	0	0	0	0	0	5.6	
Alabama	Jan. 25	-	-	-	-	-	-	DNP	-	-	-	-	-	-	-	-	-	-	-	-	-
at Ole Miss	Jan. 28	-	-	-	-	-	-	DNP	-	-	-	-	-	-	-	-	-	-	-	-	-
at Florida	Feb. 2	-	-	-	-	-	-	DNP	-	-	-	-	-	-	-	-	-	-	-	-	-
Kentucky	Feb. 4	12	1-3	.442	0-0	.432	0-0	.417	0	1	1	1.1	0	0	0	2	0	0	2	5.3	
at Tennessee	Feb. 8	6	0-1	.437	0-0	.432	0-0	.417	0	0	0	1.1	0	0	0	0	0	0	0	5.0	
at Arkansas	Feb. 11	17	2-5	.435	1-3	.426	2-2	.500	0	1	1	1.0	1	0	2	3	0	2	7	5.1	
Georgia	Feb. 15	5	0-2	.426	0-1	.417	0-0	.500	0	0	0	1.0	1	0	0	0	0	0	0	4.9	
LSU	Feb. 18	8	0-0	.426	0-0	.417	2-2	.563	0	1	1	1.0	1	0	0	0	0	2	4.7		
at Vanderbilt	Feb. 22	1	0-1	.421	0-0	.417	0-0	.563	0	1	1	1.0	0	0	0	0	0	0	0	4.5	
Tennessee	Feb. 25																				
Mississippi State	Feb. 29																				
at Georgia	March 3																				

SEASON NOTES

Dished four assists with just one turnover, while adding a career high nine points in season opener vs. Western Carolina (Nov. 11) ... Dished two assists and added six points at Elon (Nov. 15) ... Doubled career high with 18 points on 6-of-10 shooting, including a 5-of-7 mark from 3-point range vs. Tennessee State (Nov. 20) ... Earned first career start against Mississippi Valley State (Nov. 22), posting eight points while getting career highs with three rebounds, two steals and 31 minutes played ... Collected three assists vs. #1 North Carolina (Nov. 25) ... Was solid in contest vs. Providence (Dec. 1), scoring 16 points, hitting 6-of-13 attempts from the field ... Hit crucial shot with 25.9 seconds remaining in Clemson contest (Dec. 4), which pushed the Carolina lead to three points ... Dished three assists vs. the Tigers ... Talled two assists vs. Presbyterian (Dec. 13) ... Posted five points and one assist vs. No. 2 Ohio State (Dec. 17) ... Matched career high with two steals vs. SE Louisiana (Dec. 21) ... One assist vs. Wofford (Dec. 28) ... Five points and one assist vs. USC Upstate (Dec. 31) ... Talled eight points and two assists vs. SC State (Jan. 3) ... Matched career high with three rebounds at No. 2 Kentucky (Jan. 7) ... Posted one assist vs. No. 19 Florida (Jan. 14) ... Posted two assists vs. No. 1 Kentucky (Feb. 4) ... Saw action at Tennessee (Feb. 8) ... Played an SEC season high 17 minutes at Arkansas (Feb. 11), scoring seven points, and posting two assists and two steals ... Saw action in win vs. Georgia (Feb. 15) ... Posted two points vs. LSU (Feb. 18) ...

CAREER VS. TENNESSEE (3 GAMES)


MIN	PTS	RBS	AST	BLK	STL	FG%	3FG%	FT%
9.0	0.3	1.0	0.3	0.0	0.3	0.0	0.0	50.0

CAREER STATISTICS

Season	GP-GS	Min	Avg	FG	FGA	Pct	3FG	3FGA	Pct	FT	FTA	Pct	Off	Def	Tot	Avg	PF	FO	Ast	TO	Blk	Stl	Pts	Avg
2010-11	28-0	371	13.3	20	66	.303	8	35	.229	20	32	.625	6	16	22	0.8	29	0	42	25	0	6	68	2.4
2011-12	24-13	372	15.5	40	95	.421	20	48	.417	9	16	.563	3	21	24	1.0	25	1	32	33	0	10	109	4.5
Totals	52-13	743	14.3	60	161	.372	28	83	.337	29	48	.604	9	37	46	0.9	54	1	74	58	0	16	177	3.4

CAREER SEC STATISTICS

Season	GP-GS	Min	Avg	FG	FGA	Pct	3FG	3FGA	Pct	FT	FTA	Pct	Off	Def	Tot	Avg	PF	FO	Ast	TO	Blk	Stl	Pts	Avg
2011	16-0	260	16.3	15	49	.306	6	24	.250	13	17	.765	6	7	13	0.8	18	0	23	15	0	4	49	3.1
2012	10-2	80	8.0	4	20	.200	2	8	.250	4	4	1.000	0	7	7	0.7	3	0	7	6	0	2	14	1.4
Totals	26-2	340	13.1	19	69	.275	8	32	.250	17	21	.809	6	14	20	0.8	21	0	30	21	0	6	63	2.4



#45 - CARLTON GEATHERS

R-FRESHMAN - FORWARD

6'10 - 250 - HS

GEORGETOWN, S.C. - CARVERS BAY

GEATHERS' SEASON HIGHS

POINTS

4, 3 times, last vs. SC State (Jan. 3, 2012)

FIELD GOALS

2, twice, last vs. SC State (Jan. 3, 2012)

FIELD GOAL ATTEMPTS

4, vs. Western Carolina (Nov. 11, 2011)

3-POINT FIELD GOALS

-

3-POINT FIELD GOAL ATTEMPTS

-

FREE THROWS

2, twice last vs. Kentucky (Feb. 4, 2012)

FREE THROW ATTEMPTS

2, 4, last vs. Kentucky (Feb. 4, 2012)

REBOUNDS

6, vs. Western Carolina (Nov. 11, 2011)

ASSISTS

1, vs. SC State (Jan. 3, 2012)

BLOCKS

3, twice, last vs. Providence (Dec. 1, 2011)

STEALS

2, vs. Vanderbilt (Jan. 10, 2012)

MINUTES PLAYED

16, vs. Western Carolina (Nov. 11, 2011)

2011-12

Opponent	Date	GS	Min	FG-FGA	Pct	3FG-FGA	Pct	FT-FTA	Pct	Off	Def	Tot	Avg	PF	FO	A	TO	Blk	Stl	Pts	Avg
Western Carolina	Nov. 11	16	2-4	.500	0-0	.000	0-0	.000	1	5	6	6.0	0	0	0	0	1	0	4	4.0	
at Elon	Nov. 15	8	0-0	.500	0-0	.000	0-0	.000	0	1	1	3.5	2	0	0	0	0	0	0	2.0	
Tenn State	Nov. 20	13	0-1	.400	0-0	.000	0-0	.000	1	1	2	3.0	1	0	0	0	1	0	0	1.3	
Miss Valley State	Nov. 22	11	0-0	.000	0-0	.000	0-0	.000	0	3	3	3.0	1	0	0	0	3	0	0	1.0	
UNC	Nov. 25	3	0-1	.333	0-0	.000	0-0	.000	0	2	2	2.8	2	0	0	0	0	0	0	0.8	
So. California	Nov. 26	3	0-0	.333	0-0	.000	0-0	.000	0	0	0	2.3	1	0	0	0	0	0	0	0.7	
Providence	Dec. 1	8	0-0	.333	0-0	.000	0-0	.000	0	3	3	2.4	1	0	0	1	3	0	0	0.6	
at Clemson	Dec. 4	3	0-1	.286	0-0	.000	0-0	.000	0	0	0	2.0	0	0	0	0	0	0	0	0.5	
Presbyterian	Dec. 13	4	0-0	.286	0-0	.000	0-0	.000	0	1	1	2.0	1	0	0	0	0	0	0	0.4	
Ohio State	Dec. 17	8	0-0	.286	0-0	.000	1-2	.500	1	2	3	2.1	0	0	0	0	1	0	1	0.5	
SE Louisiana	Dec. 21	11	1-3	.300	0-0	.000	2-2	.750	4	0	4	2.3	2	0	0	1	0	4	0.8		
Wofford	Dec. 28	5	1-1	.364	0-0	.000	0-0	.750	0	0	0	2.1	0	0	0	0	0	0	2	0.9	
USC Upstate	Dec. 31	3	1-1	.417	0-0	.000	0-0	.750	1	1	2	2.1	0	0	0	0	0	2	1.0		
SC State	Jan. 3	12	2-3	.467	0-0	.000	0-0	.750	1	1	2	2.1	4	0	1	1	1	0	4	1.2	
at Kentucky	Jan. 7	5	0-0	.467	0-0	.000	0-0	.750	0	0	0	1.9	0	0	0	1	0	0	0	1.1	
Vanderbilt	Jan. 10	3	0-0	.467	0-0	.000	0-0	.750	0	0	0	1.8	0	0	0	0	2	0	0	1.1	
Florida	Jan. 14	11	0-1	.438	0-0	.000	0-0	.750	0	0	0	1.7	1	0	0	0	1	0	0	1.0	
at Auburn	Jan. 21	3	0-0	.438	0-0	.000	1-2	.667	0	1	1	1.7	0	0	0	0	0	1	1.0		
Alabama	Jan. 25	3	0-0	.438	0-0	.000	0-0	.667	0	1	1	1.6	0	0	0	0	1	1	0	0.9	
at Ole Miss	Jan. 28	13	1-1	.471	0-0	.000	0-0	.667	1	1	2	1.7	1	0	0	0	1	1	2	1.0	
at Florida	Feb. 2	3	0-0	.471	0-0	.000	0-0	.667	0	0	0	1.6	0	0	0	0	0	0	0	1.0	
Kentucky	Feb. 4	5	0-2	.421	0-0	.000	2-2	.750	2	1	3	1.6	0	0	0	0	0	2	1.0		
at Tennessee	Feb. 8	-	-	-	-	-	-	-	DNP	-	-	-	-	-	-	-	-	-	-	-	
at Arkansas	Feb. 11	-	-	-	-	-	-	-	DNP	-	-	-	-	-	-	-	-	-	-	-	
Georgia	Feb. 15	-	-	-	-	-	-	-	DNP	-	-	-	-	-	-	-	-	-	-	-	
LSU	Feb. 18	* 8	1-2	.429	0-0	.000	0-0	.750	2	0	2	1.6	2	0	0	1	0	0	2	1.0	
at Vanderbilt	Feb. 22	-	-	-	-	-	-	-	-	-	-	-	-	-	-	-	-	-	-	-	
Tennessee	Feb. 25	-	-	-	-	-	-	-	-	-	-	-	-	-	-	-	-	-	-	-	
Mississippi State	Feb. 29	-	-	-	-	-	-	-	-	-	-	-	-	-	-	-	-	-	-	-	
at Georgia	March 3	-	-	-	-	-	-	-	-	-	-	-	-	-	-	-	-	-	-	-	

SEASON NOTES

In first career contest, collected six rebounds and tallied four points in season opener vs. Western Carolina (Nov. 11) ... Saw action vs. Elon (Nov. 15), collecting one rebound ... Earned a block vs. Tennessee State (Nov. 20) ... Swatted a game-high and career high three blocks against Mississippi Valley State (Nov. 22) ... Blocked three shots vs. Providence (Dec. 1), matching a season high ... Tallied one block vs. No. 2 Ohio State (Dec. 17) ... Matched season high with four points vs. SE Louisiana (Dec. 21) ... Contributed two points in win over Wofford (Dec. 28) ... Posted two points vs. USC Upstate (Dec. 31) ... Tallied four points, two rebounds and dished his first career assist in win over SC State (Jan. 3) ... Saw action at No. 2 Kentucky (Jan. 7) ... Collected first two steals of his career vs. Vanderbilt (Jan. 10) ... Tallied the lone South Carolina block in the contest vs. No. 19 Florida ... Saw action in contest at Auburn (Jan. 21) ... Blocked one shots, and collected one steal in victory vs. Alabama (Jan. 25)... Posted two points, two rebounds, a block and one steal at Ole Miss (Jan. 28); played an SEC season high 13 minutes ... Posted two points and collected three rebounds vs. No. 1 Kentucky (Feb. 4) ... Earned first career start at Vanderbilt (Feb. 22), scored two points and collected two rebounds ...

CAREER VS. TENNESSEE (1 GAME)

MIN	PTS	RBS	AST	BLK	STL	FG%	3FG%	FT%
5.0	0.0	0.0	0.0	0.0	0.0	0.0	0.0	0.0

CAREER STATISTICS

Season	GP-GS	Min	Avg	FG	FGA	Pct	3FG	3FGA	Pct	FT	FTA	Pct	Off	Def	Tot	Avg	PF	FO	Ast	TO	Blk	Stl	Pts	Avg
2011-12	24-1	172	7.2	9	21	.429	0	0	.000	6	8	.750	14	24	38	0.6	0	0	1	5	13	4	24	1.0

CAREER SEC STATISTICS

Season	GP-GS	Min	Avg	FG	FGA	Pct	3FG	3FGA	Pct	FT	FTA	Pct	Off	Def	Tot	Avg	PF	FO	Ast	TO	Blk	Stl	Pts	Avg
2012	10-1	64	6.4	2	6	.333	0	0	.000	3	4	.750	5	4	9	0.9	5	0	0	2	3	4	7	0.7



#13 - ANTHONY GILL

FRESHMAN - FORWARD

6'8 - 235 - HS

CHARLOTTE, N.C. - CHARLOTTE CHRISTIAN

GILL'S SEASON HIGHS

POINTS

14, twice, last vs. SE Louisiana (Dec. 21, 2011)

FIELD GOALS

6, vs. Western Carolina (Nov. 11, 2011)

FIELD GOAL ATTEMPTS

11, at Kentucky (Jan. 7, 2012)

3-POINT FIELD GOALS

2, 3 times, last vs. Kentucky (Feb. 4, 2012)

3-POINT FIELD GOAL ATTEMPTS

4, vs. Kentucky (Jan. 14, 2011)

FREE THROWS

5, vs. Georgia (Feb. 15, 2012)

FREE THROW ATTEMPTS

6, 3 times, last vs. Kentucky (Feb. 4, 2012)

REBOUNDS

9, twice, last vs. Alabama (Jan. 25, 2012)

ASSISTS

3, 3 times, last vs. Alabama (Jan. 25, 2012)

BLOCKS

2, vs. SC State (Jan. 3, 2012)

STEALS

3, at Kentucky (Jan. 7, 2012)

MINUTES PLAYED

35, last vs. Kentucky (Feb. 4, 2012)

2011-12

Opponent	Date	GS	Min	FG-FGA	Pct	3FG-FGA	Pct	FT-FTA	Pct	Off	Def	Tot	Avg	PF	FO	A	TO	Blk	Stl	Pts	Avg	
Western Carolina	Nov. 11	*	23	6-7	.857	1-1	1.000	1-2	.500	2	2	4	4.0	2	0	1	1	0	0	14	14.0	
at Elon	Nov. 15	*	28	4-5	.833	0-0	1.000	1-3	.400	2	7	9	6.5	4	0	0	2	1	0	9	11.5	
Tenn State	Nov. 20	*	21	1-3	.733	0-0	1.000	0-0	.400	1	1	2	5.0	2	0	3	0	0	0	2	8.3	
Miss Valley State	Nov. 22	*	29	3-6	.667	0-0	1.000	2-3	.500	3	5	8	5.8	3	0	1	2	0	0	8	8.3	
UNC	Nov. 25	*	23	3-7	.607	0-0	1.000	4-6	.571	3	3	6	5.8	5	1	2	3	0	1	10	8.6	
So. California	Nov. 26	*	18	2-3	.613	0-0	1.000	3-3	.647	2	0	2	5.2	2	1	2	0	0	2	7	8.3	
Providence	Dec. 1	*	17	3-6	.585	0-0	1.000	1-1	.667	2	1	3	4.9	0	1	2	1	0	0	7	8.1	
at Clemson	Dec. 4	*	24	3-7	.568	2-3	.750	2-4	.636	0	6	6	5.0	4	1	0	0	0	0	10	8.4	
Presbyterian	Dec. 13	*	33	3-6	.560	1-1	.800	3-3	.680	4	4	8	5.3	2	1	2	5	0	0	10	8.6	
Ohio State	Dec. 17	*	18	4-6	.571	0-0	.800	3-3	.714	2	2	4	5.2	2	1	2	4	1	0	11	8.8	
SE Louisiana	Dec. 21	*	27	4-9	.554	2-2	.857	4-6	.706	2	3	5	5.2	0	1	1	1	1	1	14	9.3	
Wofford	Dec. 28	*	30	1-5	.529	0-1	.750	0-0	.706	1	7	8	5.4	1	1	3	3	0	1	2	8.7	
USC Upstate	Dec. 31	*	23	3-7	.519	0-1	.667	2-4	.684	0	1	1	5.1	2	1	1	3	0	0	8	8.6	
SC State	Jan. 3	*	20	2-3	.525	0-0	.667	2-2	.700	1	4	5	5.1	4	1	1	2	2	1	6	8.4	
at Kentucky	Jan. 7	*	30	4-11	.505	0-1	.600	2-2	.714	3	4	7	5.2	4	1	0	2	0	3	10	8.5	
Vanderbilt	Jan. 10	*	28	3-7	.500	0-2	.500	2-2	.727	2	2	4	5.1	0	1	0	1	0	0	8	8.5	
Florida	Jan. 14	*	20	2-5	.495	1-4	.438	3-4	.729	1	2	3	5.0	4	2	0	3	0	0	8	8.5	
at Auburn	Jan. 21	*	21	4-9	.491	0-1	.412	1-1	.735	1	2	3	4.9	3	2	0	3	0	0	9	8.5	
Alabama	Jan. 25	*	33	1-8	.467	0-3	.350	0-0	.735	4	5	9	5.1	1	2	3	0	0	0	2	8.2	
at Ole Miss	Jan. 28	*	33	4-5	.480	0-0	.350	2-2	.745	1	1	2	5.0	3	2	2	2	0	2	10	8.3	
at Florida	Feb. 2	*	25	5-7	.492	1-2	.364	0-0	.745	3	2	5	5.0	5	2	1	0	0	11	8.4		
Kentucky	Feb. 4	*	35	3-8	.486	2-2	.417	2-6	.702	1	2	3	4.9	2	2	2	2	0	0	10	8.5	
at Tennessee	Feb. 8		26	0-6	.466	0-1	.400	1-4	.672	2	2	4	4.8	4	2	2	3	0	0	1	8.1	
at Arkansas	Feb. 11		17	0-2	.459	0-0	.400	2-6	.642	2	2	4	4.8	1	2	0	1	2	1	2	7.9	
Georgia	Feb. 15		25	2-6	.455	0-0	.400	5-5	.667	2	4	6	4.9	2	2	0	1	0	0	9	7.9	
LSU	Feb. 18		29	3-4	.462	1-1	.423	2-4	.658	1	3	4	4.8	0	2	1	1	1	1	9	8.0	
at Vanderbilt	Feb. 22		23	1-3	.460	0-1	.407	0-0	.658	1	1	2	4.7	4	0	1	2	0	1	2	7.7	
Tennessee	Feb. 25																					
Mississippi State	Feb. 29																					
at Georgia	March 3																					

SEASON NOTES

Tallied a game-high 14 points in college debut on 6-of-7 shooting from the floor to lead Gamecocks past Western Carolina (Nov. 11) in season opener ... Led team for second-straight contest with nine points, just one rebound away from double-double with nine as well at Elon (Nov. 15) ... Was in foul trouble early vs. Tennessee State (Nov. 20); collected two assists ... Went 3-of-6 shooting from the floor in an eight-point, eight-rebound effort against Mississippi Valley State (Nov. 22) ... Collected six rebounds and posted five points before fouling out vs. #1 North Carolina (Nov. 25) ... Collected two steals vs. Southern Cal (Nov. 26) ... Added seven points and collected three rebounds vs. Providence (Dec. 1) ... Big part of Gamecock win at Clemson (Dec. 4), hit a huge 3 with 1:19 left in the contest to push the Carolina lead to three points ... Tallied 10 points and collected six rebounds vs. the Tigers ... Played a season high 33 minutes vs. Presbyterian (Dec. 13), collecting a team high eight rebounds ... After early foul trouble forced him to play just two minutes in the first half vs. No. 2 Ohio State (Dec. 17), responded with 11 points and four rebounds in the second half ... Solid performance vs. SE Louisiana (Dec. 21), posting a team high 14 points, while adding one assist, one block and one steal ... Collected team high seven rebounds, and matched season high with three assists in win over Wofford (Dec. 28) ... Tallied eight points vs. USC Upstate (Dec. 31) ... Blocked a season high two shots, while scoring six points and collecting five rebounds in win over SC State (Jan. 3) ... Collected a team high seven rebounds at No. 2 Kentucky (Jan. 7); added 10 points and a season high three steals ... Posted eight points vs. Vanderbilt (Jan. 10) ... Was in foul trouble vs. No. 19 Florida (Jan. 14), but scored eight points and collected three rebounds ... Tallied nine points at Auburn (Jan. 21) ... Stayed out of foul trouble to match season high with 33 minutes played vs. Alabama (Jan. 25); scored two points, but collected nine rebounds ... Posted 10 points, two assists and two steals, hitting season high for second-straight game with 33 minutes played at Ole Miss (Jan. 28) ... Hit double figures with 11 points at No. 12 Florida (Feb. 2) ... Played a season high 35 minutes vs. No. 1 Kentucky (Feb. 4), posting 10 points and three rebounds ... Was a perfect 5-of-5 from the free throw line, en route to nine points and six rebounds in win vs. Georgia (Feb. 15) ... Tallied nine points and four rebounds vs. LSU (Feb. 18) ... Tallied two points, two rebounds and one assist at Vanderbilt (Feb. 22) ...

CAREER VS. TENNESSEE (1 GAME)


MIN	PTS	RBS	AST	BLK	STL	FG%	3FG%	FT%
26.0	1.0	4.0	2.0	0.0	0.0	0.0	0.0	25.0

CAREER STATISTICS

Season	GP-GS	Min	Avg	FG	FGA	Pct	3FG	3FGA	Pct	FT	FTA	Pct	Off	Def	Tot	Avg	PF	FO	Ast	TO	Blk	Stl	Pts	Avg
2011-12	27-22	679	25.1	74	161	.460	11	27	.407	50	76	.658	49	78	127	4.7	66	2	33	48	8	14	209	7.7

CAREER SEC STATISTICS

Season	GP-GS	Min	Avg	FG	FGA	Pct	3FG	3FGA	Pct	FT	FTA	Pct	Off	Def	Tot	Avg	PF	FO	Ast	TO	Blk	Stl	Pts	Avg
2012	13-8	345	26.5	32	81	.395	5	18	.278	22	36	.611	24	32	56	4.3	33	1	12	21	3	8	91	7.0



#32 - DAMIEN LEONARD

FRESHMAN - GUARD

6'4 - 187 - HS

GREENVILLE, S.C. - J.L. MANN

LEONARD'S SEASON HIGHS

POINTS

19, vs. Kentucky (Feb. 4, 2012)

FIELD GOALS

7, vs. Kentucky (Feb. 4, 2012)

FIELD GOAL ATTEMPTS

17, vs. Elon (Nov. 15, 2011)

3-POINT FIELD GOALS

5, vs. North Carolina (Nov. 25, 2011)

3-POINT FIELD GOAL ATTEMPTS

11, twice, last vs. North Carolina (Nov. 25, 2011)

FREE THROWS

2, 4 times, last at Kentucky (Jan. 7, 2012)

FREE THROW ATTEMPTS

4, vs. Tenn. State (Nov. 20, 2011)

REBOUNDS

3, 3 times, last vs. USC Upstate (Dec. 31, 2011)

ASSISTS

3, last at Ole Miss (Jan. 28, 2012)

BLOCKS

1, twice, last vs. Georgia (Feb. 15, 2012)

STEALS

2, twice, last vs. Tenn. State (Nov. 20, 2011)

MINUTES PLAYED

36, vs. North Carolina (Nov. 25, 2011)

2011-12

Opponent	Date	GS	Min	FG-FGA	Pct	3FG-FGA	Pct	FT-FTA	Pct	Off	Def	Tot	Avg	PF	FO	A	TO	Blk	Stl	Pts	Avg
Western Carolina	Nov. 11	*	22	2-10	.200	1-5	.200	0-0	.000	1	0	1	1.0	1	0	0	1	1	1	5	5.0
at Elon	Nov. 15	*	27	2-17	.148	1-11	.125	2-2	1.000	2	0	2	1.5	2	0	2	0	0	2	7	6.0
Tenn State	Nov. 20	*	24	1-5	.156	1-5	.143	2-4	.667	1	0	1	1.3	3	0	2	2	0	2	5	5.7
Miss Valley State	Nov. 22	*	32	5-12	.227	4-9	.233	2-2	.750	0	3	3	1.8	2	0	0	3	0	1	16	8.3
UNC	Nov. 25	*	36	5-12	.268	5-11	.293	0-0	.750	0	1	1	1.5	3	0	0	5	0	0	15	9.6
So. California	Nov. 26	*	23	0-6	.242	0-4	.267	0-0	.750	0	0	0	1.3	2	0	0	1	0	0	0	8.0
Providence	Dec. 1	*	9	0-5	.224	0-5	.240	0-0	.750	0	2	2	1.4	1	0	0	1	0	0	0	6.9
at Clemson	Dec. 4		5	1-3	.229	0-1	.235	0-0	.750	0	0	0	1.3	0	0	0	0	0	0	2	6.3
Presbyterian	Dec. 13		10	3-5	.253	2-2	.264	0-0	.750	0	0	0	1.1	2	0	0	2	0	0	10	6.4
Ohio State	Dec. 17		22	2-6	.259	2-6	.271	1-2	.700	1	2	3	1.3	3	0	0	2	0	0	7	6.5
SE Louisiana	Dec. 21		14	3-6	.276	2-5	.281	0-2	.583	0	2	2	1.4	0	0	0	0	0	0	8	6.6
Wofford	Dec. 28		16	4-7	.298	4-6	.314	2-2	.643	0	0	0	1.3	0	0	0	2	0	0	14	7.3
USC Upstate	Dec. 31		12	0-0	.298	0-0	.314	1-2	.625	0	3	3	1.4	1	0	0	0	0	0	1	6.8
SC State	Jan. 3		17	3-6	.310	3-6	.329	0-0	.625	0	1	1	1.4	1	0	2	1	0	1	9	6.9
at Kentucky	Jan. 7		24	5-8	.333	3-6	.341	2-2	.667	0	2	2	1.4	3	0	0	3	0	0	15	7.5
Vanderbilt	Jan. 10		13	0-4	.321	0-2	.333	0-0	.667	0	0	0	1.3	0	0	0	1	0	1	0	7.0
Florida	Jan. 14		13	0-1	.319	0-0	.333	0-0	.667	0	1	1	1.3	0	0	0	0	0	0	0	6.6
at Auburn	Jan. 21		15	2-3	.328	2-3	.345	0-0	.667	1	1	2	1.3	0	0	0	1	0	1	6	6.6
Alabama	Jan. 25	*	30	2-11	.315	2-10	.330	0-0	.667	0	2	2	1.4	0	0	1	1	0	1	6	6.5
at Ole Miss	Jan. 28	*	17	1-8	.304	1-7	.317	0-0	.667	1	0	1	1.4	0	0	3	1	0	0	3	6.4
at Florida	Feb. 2	*	8	0-1	.301	0-1	.314	0-0	.667	0	0	0	1.3	3	0	0	2	0	0	0	6.0
Kentucky	Feb. 4	*	28	7-16	.316	4-8	.327	1-3	.619	1	0	1	1.3	1	0	0	1	0	0	19	6.6
at Tennessee	Feb. 8	*	22	4-7	.627	3-4	.342	0-0	.619	0	0	0	1.2	1	0	1	0	0	0	11	6.8
at Arkansas	Feb. 11	*	17	2-9	.321	2-8	.336	0-0	.619	0	1	1	1.2	2	0	0	1	0	0	6	6.8
Georgia	Feb. 15	*	23	1-6	.316	1-5	.331	0-0	.619	0	0	0	1.2	2	0	1	1	1	1	3	6.6
LSU	Feb. 18	*	21	2-5	.318	0-2	.326	0-0	.619	0	0	0	1.1	1	0	0	1	0	1	4	6.5
at Vanderbilt	Feb. 22	*	34	4-15	.314	2-10	.317	0-0	.619	1	0	1	1.1	3	0	0	1	0	1	10	6.7
Tennessee	Feb. 25																				
Mississippi State	Feb. 29																				
at Georgia	March 3																				

SEASON NOTES

Struggled from the floor in college debut vs. Western Carolina (Nov. 11), hitting just 2-of-10 attempts, including a 1-of-5 mark from 3-point range ... Struggled from the floor hitting just 2-of-17 attempts, including a 1-of-11 mark from 3-point range at Elon (Nov. 15) ... Collected two steals and two assists vs. Tennessee State (Nov. 20) ... Breakout effort against Mississippi Valley State (Nov. 22), going 5-of-12 from the field and 4-of-9 from 3-point range for a career high 16 points with three rebounds ... Tallied 15 points on 5-of-11 shooting from 3-point range vs. #1 North Carolina (Nov. 25) ... Collected two rebounds vs. Providence (Dec. 1) ... Posted eight points in 10 minutes vs. Presbyterian (Dec. 13) ... Tallied seven points and matched season high with three rebounds vs. No. 2 Ohio State (Dec. 17) ... Posted eight points vs. SE Louisiana (Dec. 21) to lead all scorers off the bench for the Gamecocks ... Posted 14 points in 16 minutes, hitting 4-of-6 attempts from beyond the arc in win over Wofford (Dec. 28) ... Matched season high with three rebounds vs. USC Upstate (Dec. 31) ... Tallied nine points, hitting three 3s, in victory over SC State (Jan. 3) ... Led the team with 15 points at No. 2 Kentucky (Jan. 7), scoring 12 points in the second half ... Saw action vs. Vanderbilt (Jan. 10), collecting one steal ... Saw action vs. No. 19 Florida (Jan. 14) ... Posted six points and collected two rebounds in contest at Auburn (Jan. 21) ... Tallied six points and one assist in SEC win vs. Alabama (Jan. 25) ... Dished a season high three assists at Ole Miss (Jan. 28) ... Posted a season high 19 points, hitting seven shots, in just 28 minutes played vs. No. 1 Kentucky (Feb. 4) ... Was 4-of-7 from the floor, posting 11 points at Tennessee (Feb. 8) ... Hit just 1-of-5 from 3-point range in win vs. Georgia (Feb. 15), but made basket crucial late in second half ... Posted four points vs. LSU (Feb. 18) ... Scored 10 points in 34 minutes at Vanderbilt (Feb. 22) ...

CAREER VS. TENNESSEE (1 GAME)

MIN	PTS	RBS	AST	BLK	STL	FG%	3FG%	FT%
22.0	11.0	0.0	1.0	0.0	0.0	57.1	75.0	0.0

CAREER STATISTICS

Season	GP-GS	Min	Avg	FG	FGA	Pct	3FG	3FGA	Pct	FT	FTA	Pct	Off	Def	Tot	Avg	PF	FO	Ast	TO	Blk	Stl	Pts	Avg
2011-12	27-16	534	19.8	61	194	.314	45	142	.317	13	21	.619	9	21	30	1.1	38	0	12	34	2	13	180	6.7

CAREER SEC STATISTICS

Season	GP-GS	Min	Avg	FG	FGA	Pct	3FG	3FGA	Pct	FT	FTA	Pct	Off	Def	Tot	Avg	PF	FO	Ast	TO	Blk	Stl	Pts	Avg
2012	13-9	265	20.4	30	94	.317	20	66	.303	3	5	.600	4	7	11	0.8	17	0	6	14	1	6	83	6.4



#1 - BRENTON WILLIAMS

SOPHOMORE - GUARD
5'11 - 172 - JC
KISSIMMEE, FLA. - OSCEOLA/
SANTA FE COLLEGE

WILLIAMS' SEASON HIGHS

- POINTS**
15, last at Ole Miss (Jan. 28, 2012)
- FIELD GOALS**
5, twice, last at Ole Miss (Jan. 28, 2012)
- FIELD GOAL ATTEMPTS**
9, 3 times, last at Arkansas (Feb. 11, 2012)
- 3-POINT FIELD GOALS**
3, twice, last at Ole Miss (Jan. 28, 2012)
- 3-POINT FIELD GOAL ATTEMPTS**
7, twice, last at Arkansas (Feb. 11, 2012)
- FREE THROWS**
8, vs. USC Upstate (Dec. 31, 2011)
- FREE THROW ATTEMPTS**
8, vs. USC Upstate (Dec. 31, 2011)
- REBOUNDS**
4, at Florida (Feb. 2, 2012)
- ASSISTS**
2, 3 times, last vs. LSU (Feb. 18, 2012)
- BLOCKS**
1, at Florida (Feb. 2, 2012)
- STEALS**
5, vs. Western Carolina (Nov. 11, 2011)
- MINUTES PLAYED**
27, last at Ole Miss (Jan. 28, 2012)

2011-12																					
Opponent	Date	GS	Min	FG-FGA	Pct	3FG-FGA	Pct	FT-FTA	Pct	Off	Def	Tot	Avg	PF	FO	A	TO	Blk	Stl	Pts	Avg
Western Carolina	Nov. 11	17	5-8	.625	1-1	1.000	2-2	1.000	0	2	2	2.0	1	0	1	4	0	5	13	13.0	
at Elon	Nov. 15	13	1-3	.545	1-3	.500	0-0	1.000	0	1	1	1.5	1	0	0	1	0	0	3	8.0	
Tenn State	Nov. 20	2	0-1	.500	0-1	.400	1-2	.750	0	0	0	1.0	0	0	0	0	0	0	0	5.7	
Miss Valley State	Nov. 22	-	-	-	-	-	-	INJURED	-	-	-	-	-	-	-	-	-	-	-	-	-
UNC	Nov. 25	-	-	-	-	-	-	INJURED	-	-	-	-	-	-	-	-	-	-	-	-	-
So. California	Nov. 26	-	-	-	-	-	-	INJURED	-	-	-	-	-	-	-	-	-	-	-	-	-
Providence	Dec. 1	-	-	-	-	-	-	INJURED	-	-	-	-	-	-	-	-	-	-	-	-	-
at Clemson	Dec. 4	-	-	-	-	-	-	INJURED	-	-	-	-	-	-	-	-	-	-	-	-	-
Presbyterian	Dec. 13	5	0-3	.400	0-2	.286	0-0	.750	0	0	0	0.8	0	0	0	0	0	0	0	4.3	
Ohio State	Dec. 17	-	-	-	-	-	-	DNP	-	-	-	-	-	-	-	-	-	-	-	-	-
SE Louisiana	Dec. 21	12	1-3	.389	0-1	.250	0-0	.750	0	0	0	0.6	0	0	0	0	0	2	3.8		
Wofford	Dec. 28	-	-	-	-	-	-	DNP	-	-	-	-	-	-	-	-	-	-	-	-	-
USC Upstate	Dec. 31	20	1-6	.333	1-3	.273	8-8	.917	0	0	0	0.5	1	0	1	2	0	1	11	5.0	
SC State	Jan. 3	11	1-3	.333	0-2	.231	1-2	.857	0	0	0	0.4	0	0	2	0	1	3	4.7		
at Kentucky	Jan. 7	-	-	-	-	-	-	DNP	-	-	-	-	-	-	-	-	-	-	-	-	-
Vanderbilt	Jan. 10	3	0-0	.333	0-0	.231	0-0	.857	0	0	0	0.4	0	0	0	0	0	0	4.1		
Florida	Jan. 14	14	3-8	.343	3-7	.300	0-0	.857	1	1	2	0.6	1	0	0	1	0	9	4.7		
at Auburn	Jan. 21	9	2-4	.359	2-3	.348	0-0	.857	1	0	1	0.6	1	0	3	0	2	6	4.8		
Alabama	Jan. 25	16	0-5	.318	0-4	.296	0-0	.857	0	0	0	0.5	0	0	2	1	0	0	4.4		
at Ole Miss	Jan. 28	27	5-9	.358	3-6	.333	2-2	.875	0	0	0	0.5	2	0	1	1	0	3	15	5.3	
at Florida	Feb. 2	22	2-9	.339	1-5	.316	3-4	.850	0	4	4	0.8	3	0	1	2	1	0	8	5.5	
Kentucky	Feb. 4	12	1-2	.344	1-1	.333	0-0	.850	0	0	0	0.7	0	0	0	1	0	0	3	5.3	
at Tennessee	Feb. 8	16	3-6	.357	2-2	.366	3-5	.800	1	0	1	0.7	1	0	1	0	0	11	5.7		
at Arkansas	Feb. 11	23	3-9	.354	1-7	.333	1-1	.808	0	1	1	0.8	5	1	0	2	0	0	8	5.8	
Georgia	Feb. 15	17	4-7	.372	2-4	.346	0-0	.808	0	1	1	0.8	1	0	2	0	0	10	6.1		
LSU	Feb. 18	19	3-5	.385	0-2	.333	0-0	.808	0	1	1	0.8	2	0	2	1	0	0	6	6.1	
at Vanderbilt	Feb. 22	13	2-7	.378	1-2	.339	0-0	.808	1	1	2	0.8	1	0	0	0	0	5	6.0		
Tennessee	Feb. 25	-	-	-	-	-	-	-	-	-	-	-	-	-	-	-	-	-	-	-	-
Mississippi State	Feb. 29	-	-	-	-	-	-	-	-	-	-	-	-	-	-	-	-	-	-	-	-
at Georgia	March 3	-	-	-	-	-	-	-	-	-	-	-	-	-	-	-	-	-	-	-	-

SEASON NOTES

Impressed on both ends of the court in season debut vs. Western Carolina (Nov. 11), posting 13 points on 5-of-8 shooting, while swiping a game high five steals ... Tallied three points at Elon (Nov. 15) ... Suffered knee injury early in first half vs. Tennessee State (Nov. 20) ... Returned to game action vs. Presbyterian (Dec. 13), after missing previous five games due to a left knee sprain suffered against Tennessee State on Nov. 20 ... Continues to return from left knee injury; posted two points vs. SE Louisiana (Dec. 21) ... Played a season high 20 minutes, posting 11 points, including 8-of-8 from the free throw line, in win over USC Upstate (Dec. 31) ... Posted a season high two assists vs. SC State (Jan. 3) ... Had to join the team in Lexington, Ky., prior to the game at No. 2 Kentucky after attending funeral for his grandmother in Florida ... Saw action vs. Vanderbilt (Jan. 10) ... Tallied nine points, all from 3-point range, vs. No. 19 Florida (Jan. 14) ... Hit two 3s in contest at Auburn (Jan. 21) ... Saw action vs. Alabama (Jan. 25) ... Posted a season high 15 points, in a season high 27 minutes, while also collecting three steals at Ole Miss (Jan. 28) ... Tallied eight points off the bench, adding one assist and one blocked shot at No. 12 Florida (Feb. 2) ... Posted three points vs. No. 1 Kentucky (Feb. 4) ... Posted 11 points, hitting 3-of-6 from the floor, including 2-of-2 from 3-point range at Tennessee (Feb. 8) ... Scored eight points at Arkansas (Feb. 11) ... Scored 10 points, including eight in a one-minute span during the first half, in win vs. Georgia (Feb. 15) ... Scored five points and collected two rebounds at Vanderbilt (Feb. 22) ...

CAREER VS. TENNESSEE (1 GAME)

MIN	PTS	RBS	AST	BLK	STL	FG%	3FG%	FT%
16.0	11.0	1.0	1.0	0.0	0.0	50.0	1.000	60.0

CAREER STATISTICS

Season	GP-GS	Min	Avg	FG	FGA	Pct	3FG	3FGA	Pct	FT	FTA	Pct	Off	Def	Tot	Avg	PF	FO	Ast	TO	Blk	Stl	Pts	Avg
2011-12	19-0	271	14.3	37	98	.378	19	56	.339	21	26	.808	4	12	16	0.8	21	1	11	17	2	11	114	6.0

CAREER SEC STATISTICS

Season	GP-GS	Min	Avg	FG	FGA	Pct	3FG	3FGA	Pct	FT	FTA	Pct	Off	Def	Tot	Avg	PF	FO	Ast	TO	Blk	Stl	Pts	Avg
2012	12-0	191	15.9	28	71	.394	16	43	.372	9	12	.750	4	9	13	1.1	16	1	7	10	2	4	81	6.8

THE LAST TIME IN SOUTH CAROLINA BASKETBALL...

THE LAST TIME AN INDIVIDUAL PLAYER...

Scored 20 or more points:	South Carolina: Bruce Ellington (20) vs. Vanderbilt, Jan. 10, 2012 in Columbia, S.C. Opponent: John Jenkins (21), Vanderbilt, Feb. 22, 2012, in Nashville, Tenn.
Scored 30 or more points:	South Carolina: Bruce Ellington, 31, at Furman, Dec. 22, 2010 in Greenville, S.C. Opponent: Deshaun Thomas, 30, Ohio State, Dec. 17, 2011 in Columbia, S.C.
Scored 35 or more points:	South Carolina: Devan Downey, 36 at Florida, Jan. 23, 2010 in Gainesville, Fla. Opponent: Joe Crawford (Kentucky), 35, March 5, 2008 in Columbia
Scored 40 or more points:	South Carolina: N/A thru 1992-93 season Opponent: Austin Carr (Notre Dame), 43, Dec. 30, 1969 in New Orleans, La.
Collected 20 or more rebounds:	South Carolina: Emmett Hall, 23 vs. College of Charleston, Dec. 22, 1993 in Columbia Opponent: Ekpe Udoh (Baylor), 20, Jan. 2, 2010 in Columbia
Collected 15 or more rebounds:	South Carolina: Sam Muldrow, 16 at Tennessee, Feb. 6, 2010 in Knoxville, Tenn. Opponent: Jared Sullinger (Ohio State), 19, Dec. 18, 2010 in Columbus, Ohio
Made 12 or more field goals:	South Carolina: Devan Downey, 12 vs. Georgia, Jan. 30, 2010 in Columbia Opponent: Deshaun Thomas, 13, Ohio State, Dec. 17, 2011 in Columbia, S.C.
Made 10 or more field goals:	South Carolina: Bruce Ellington, 11 vs. Furman, Dec. 22, 2010 in Greenville, S.C. Opponent: Deshaun Thomas, 13, Ohio State, Dec. 17, 2011 in Columbia, S.C.
Attempted 20 or more field goals:	South Carolina: Bruce Ellington (20) at Mississippi State, March 5, 2011 in Starkville, Miss. Opponent: Zach Graham (20), Ole Miss, Feb. 22, 2011 in Columbia
Attempted 25 or more field goals:	South Carolina: Devan Downey, 25, at Kentucky, Feb. 25, 2010 in Lexington, Ky. Opponent: Kemmy Burgess (Alaska-Anchorage), 26, Nov. 24, 2005 in Anchorage, AK
Dished 10 or more assists:	South Carolina: Devan Downey, 11, vs. LSU, March 13, 2008 in Atlanta, Ga. Opponent: 14, Kendall Marshall, North Carolina, Nov. 25, 2011, in Las Vegas, Nevada
Swiped 5 or more steals:	South Carolina: Brenton Williams, 5, vs. Western Carolina, Nov. 11, 2011 in Columbia Opponent: 6, Kendall Marshall, North Carolina, Nov. 25, 2011 in Las Vegas, Nevada
Blocked 5 or more shots:	South Carolina: Damontre Harris, 5, vs. Georgia, Feb. 15, 2012 in Columbia, S.C. Opponent: Festus Ezeli (5), Vanderbilt, Feb. 22, 2012, in Nashville, Tenn.
Made 5 or more 3-point field goals:	South Carolina: Bruce Ellington (5) vs. Wofford, Dec. 28, 2011 in Columbia, S.C. Opponent: Maurice Jones (7) Southern Cal, Nov. 26, 2011 in Las Vegas, Nevada
Attempted 8 or more 3-point field goals:	South Carolina: Damien Leonard (8), vs. Arkansas, Feb. 11, 2012 in Fayetteville, Ark. Opponent: Kenny Boynton (8), Florida, Feb. 2, 2012 in Gainesville, Fla.
Made 10 or more free throws:	South Carolina: Malik Cooke, 10, vs. Miss Valley State, Nov. 22, 2011 in Columbia, S.C. Opponent: Gerard Coleman (10), Providence, Dec. 1, 2011 in Columbia, S.C.
Attempted 15 or more free throws:	South Carolina: Mike Boynton (19) vs. Arkansas, March 11, 2004 in Atlanta, Ga. Opponent: Amu Saaka (Furman), 14, Dec. 22, 2010 in Greenville, S.C.
Played all 40 minutes of regulation:	South Carolina: Devan Downey, 40, vs. Tennessee, March 14, 2008 in Atlanta, Ga. Opponent: Brad Loesing & Kevin Giltner, Wofford, Dec. 28, 2011 in Columbia, S.C.
A player hit a last-second shot to win a game:	South Carolina: Bruce Ellington vs. Alabama (Jan. 25, 2012) in Columbia, S.C. Opponent: Chandler Parsons (Florida), Jan. 23, 2010 in Gainesville, Fla.
A player had a double-double:	South Carolina: Damontre Harris (11 points, 10 rebounds) vs. Vanderbilt, Jan. 10, 2012 in Columbia, S.C. Opponent: Bradley Beal (17 points, 11 rebounds), Florida, Feb. 2, 2012 in Gainesville, Fla.
Two or more players had a double-double:	South Carolina: Dominique Archie (12 points, 10 rebounds) & Mike Holmes (14 points, 13 rebounds) vs. Winthrop, Nov. 16, 2008 in Columbia Opponent: Renardo Sidney (13 points, 12 rebounds), Kodi Augustus (15 points, 10 rebounds), Mississippi State, March 5, 2011 in Starkville, Miss.
A player had a triple-double:	South Carolina: Sam Muldrow (16 points, 14 rebounds, 10 blocks) vs. Vanderbilt, Jan. 8, 2011 in Columbia *** Only second triple-double in South Carolina history (Chuck Eidson (25 points, 10 rebounds, 10 assists, vs. SC State, Nov. 29, 2002 in Columbia) Opponent: Daniel Hackett (Southern California - 22 points, 10 rebounds, 10 assists), Nov. 17, 2007 in Columbia
Scored 30 or more points in back-to-back games:	South Carolina: Devan Downey, 30 vs. Kentucky (Jan. 26, 2010) in Columbia 33 vs. Georgia (Jan. 30, 2010) in Columbia
Scored 25 or more points in back-to-back games:	South Carolina: Devan Downey, 33 vs. Georgia (Jan. 30, 2010) in Columbia 26 at Tennessee (Feb. 6, 2010) in Knoxville, Tenn.

THE LAST TIME A TEAM...

Scored 100 or more points:	South Carolina: 103 vs. The Citadel (Nov. 12, 2007) in Columbia Opponent: 107, Vanderbilt (Feb. 17, 1996) in Nashville, Tenn.
Scored 50 points or less:	South Carolina: 48 at Vanderbilt, Feb. 22, 2012, in Nashville, Tenn. Opponent: 45, Wofford, Dec. 28, 2011 in Columbia, S.C.
Scored 50 points in a half:	South Carolina: 51 (2nd half; Nov. 12, 2010) vs. Elon in Columbia Opponent: 52 (1st half), Kentucky, Feb. 4, 2012, in Columbia, S.C.
Failed to score 25 points in a half:	South Carolina: 22 (1st half) vs. Vanderbilt, Feb. 22, 2012, in Nashville, Tenn. Opponent: 22 (1st half), Vanderbilt, Feb. 22, 2012, in Nashville, Tenn.
Collected 50 or more rebounds:	South Carolina: 53 vs. WKU, Nov. 27, 2010 in Bowling Green, Ky. Opponent: 52, WKU, Nov. 27, 2010 in Bowling Green, Ky.
Shot 60% or better from the field:	South Carolina: 60.8% (31-51) at Western Carolina (Nov. 18, 2005) in Cullowhee, N.C. Opponent: 61.1% (33-54), Vanderbilt (Jan. 16, 2010) in Columbia
Shot 50% or better from the field:	South Carolina: 50.0% (28-56) vs. SC State, Jan. 3, 2012 in Columbia, S.C. Opponent: 50.8 (30-59), Arkansas, Feb. 11, 2012 in Fayetteville, Ark.
Shot less than 30% from the field:	South Carolina: 29.9% (20-67) vs. Ole Miss, March 10, 2011 in Atlanta, Ga. Opponent: 25.9% (15-58), USC Upstate (Nov. 23, 2010) in Columbia
Shot 50% or better from 3-point range (at least 10 attempts):	South Carolina: 55.0% (11-20) vs. Wofford, Dec. 28, 2011 Opponent: 50.0% (5-10), LSU, Feb. 18, 2012 in Columbia, S.C.
Shot 20% or less from 3-point range (at least 10 attempts):	South Carolina: 20.0% (5-25), at Arkansas, Feb. 11, 2012 in Fayetteville, Ark. Opponent: 20.0% (3-15), SC State, Jan. 3, 2012 in Columbia, S.C.
Dished 20 or more assists:	South Carolina: 23 vs. Elon (Nov. 12, 2010) in Columbia Opponent: 22, vs. North Carolina, Nov. 25, 2011 in Las Vegas, Nevada
Made 35 or more shots:	South Carolina: 35 vs. Elon (Nov. 19, 2010) in Columbia Opponent: 35, Tennessee (March 5, 2009) in Columbia
Attempted 80 or more shots:	South Carolina: 83 vs. WKU (Nov. 27, 2010) in Bowling Green, Ky. Opponent: 83, LSU (Feb. 10, 1996) in Columbia
Attempted 70 or more shots:	South Carolina: 72, vs. Providence, Dec. 1, 2011 in Columbia Opponent: 79, WKU (Nov. 27, 2010) in Bowling Green, Ky.
Made 10 or more 3-pointers:	South Carolina: 11, vs. SC State, Jan. 3, 2012 in Columbia, S.C. Opponent: 10, Tennessee, Feb. 8, 2012 in Knoxville, Tenn.
Did not make a 3-pointer:	South Carolina: 0, vs. Mississippi State (March 2, 2002) in Columbia Opponent: 0, Alabama (Jan. 12, 2011) in Tuscaloosa, Ala.
Attempted 30 or more 3-pointers:	South Carolina: 31 vs. Alabama, Jan. 25, 2012 in Columbia, S.C. Opponent: 32, Boston College (Jan. 1, 2011) in Columbia, S.C.
Attempted 25 or more 3-pointers:	South Carolina: 25, at Arkansas, Feb. 11, 2012 in Fayetteville, Ark. Opponent: 28, Florida, Feb. 2, 2012 in Gainesville, Fla.
Made 30 or more free throws:	South Carolina: 32 vs. Vanderbilt (Jan. 28, 2009) in Columbia Opponent: 31, Florida (Feb. 3, 2009) in Gainesville, Fla.
Attempted 40 or more free throws:	South Carolina: 44 vs. Georgia Southern (Nov. 16, 2009) in Columbia Opponent: 40, Florida (Feb. 3, 2009) in Gainesville, Fla.
Swiped 15 or more steals:	South Carolina: 15 vs. Vanderbilt (Jan. 16, 2010) in Columbia Opponent: 17, Indiana (Nov. 8, 1998) in Indianapolis, Ind.
Blocked 12 or more shots:	South Carolina: 12, vs. Vanderbilt, Jan. 8, 2011 in Columbia Opponent: 13, Syracuse (Jan. 21, 1999) in Syracuse, N.Y.
Blocked 8 or more shots:	South Carolina: 8, vs. Georgia, Feb. 15, 2012 in Columbia, S.C. Opponent: 9, Vanderbilt, Feb. 22, 2012, in Nashville, Tenn.
Won by 30 or more points:	South Carolina: 35 vs. SC State (91-56), Jan. 4, 2011 in Columbia Opponent: 34, 86-52, Kentucky, Feb. 4, 2012, in Columbia, S.C.
Won by 20 or more points:	South Carolina: 28 vs. SC State, Jan. 3, 2012 in Columbia, S.C. Opponent: 34, 86-52, Kentucky, Feb. 4, 2012, in Columbia, S.C.
Played a single overtime game:	Win: 81-74 vs. Arkansas (81-74), Jan. 19, 2011 in Columbia Loss: 82-80 vs. College of Charleston (Nov. 28, 2008) in Charleston, S.C.
Played a double overtime game:	Win: 87-85 vs. WKU (Nov. 27, 2010) in Bowling Green, Ky. Loss: 98-88 vs. Louisville (Feb. 20, 1988) in Columbia

South Carolina played a No. 1 Team in the country:

Win: 68-62 vs. Kentucky (Jan. 26, 2010) in Columbia
Loss: 86-52 loss vs. No. 1/1 Kentucky, Feb. 4, 2012, in Columbia, S.C.

South Carolina played a top-5 opponent:

Win: 68-62 vs. No. 1/1 Kentucky (Jan. 26, 2010) in Columbia
Loss: 86-52 loss vs. No. 1/1 Kentucky, Feb. 4, 2012, in Columbia, S.C.

South Carolina played a top-10 opponent:

Win: 68-62 vs. No. 1/1 Kentucky (Jan. 26, 2010) in Columbia
Loss: 86-52 loss vs. No. 1/1 Kentucky, Feb. 4, 2012, in Columbia, S.C.

South Carolina played a top-25 opponent:

Win: 83-75 (OT) win over No. 22/24 Vanderbilt, Jan. 8, 2011 in Columbia
Loss: 86-52 loss vs. No. 1/1 Kentucky, Feb. 4, 2012, in Columbia, S.C.

South Carolina defeated a ranked opponent:

Home: 83-75 vs. No. 22/24 Vanderbilt (Jan. 8, 2011) in Columbia
Away: 77-73 at No. 13/19 Vanderbilt (March 6, 2010) in Nashville, Tenn.

SEC Home: 83-75 vs. No. 22/24 Vanderbilt (Jan. 8, 2011) in Columbia
SEC Away: 77-73 at No. 13/19 Vanderbilt (March 6, 2010) in Nashville, Tenn.
Non-conference away: 85-84 at No. 19/20 Baylor (Jan. 2, 2009) in Waco, Texas

A South Carolina win opened up the season:

Home: 75-50 win over Western Carolina (Nov. 11, 2011) in Columbia
Away: 81-63 win at Western Carolina (Nov. 12, 2005) in Cullowhee, N.C.
Neutral: 74-61 win vs. Chaminade (Nov. 19, 2001) in Maui, Hawaii (Maui Invite)

South Carolina opened up SEC play:

Home: 83-75 win vs. No. 22/24 Vanderbilt (Jan. 8, 2011) in Columbia
Away: 79-64 loss vs. No. 2/2 Kentucky (Jan. 7, 2012) in Lexington, Ky.

2011-12 South Carolina Basketball
 South Carolina Combined Team Statistics (as of Feb 22, 2012)
 All games

RECORD:	OVERALL	HOME	AWAY	NEUTRAL
ALL GAMES	10-17	9-7	1-8	0-2
CONFERENCE	2-11	2-4	0-7	0-0
NON-CONFERENCE	8-6	7-3	1-1	0-2

##	Player	gp-gs	min	avg	Total		3-Point		F-Throw		Rebounds				pf	dq	a	to	blk	stl	pts	avg		
					fg-fga	fg%	3fg-fga	3fg%	ft-fta	ft%	off	def	tot	avg										
15	COOKE, Malik	27-27	844	31.3	109-266	.410	23-74	.311	88-111	.793	53	73	126	4.7	63	1	47	61	23	47	329	12.2		
23	ELLINGTON, Bruce	20-11	563	28.2	79-221	.357	32-94	.340	18-25	.720	15	34	49	2.5	42	0	56	40	1	11	208	10.4		
13	GILL, Anthony	27-22	679	25.1	74-161	.460	11-27	.407	50-76	.658	49	78	127	4.7	66	2	33	48	8	14	209	7.7		
24	HARRIS, Damontre	27-26	705	26.1	73-135	.541	0-0	.000	42-51	.824	62	85	147	5.4	72	1	14	32	66	26	188	7.0		
32	LEONARD, Damien	27-16	534	19.8	61-194	.314	45-142	.317	13-21	.619	9	21	30	1.1	38	0	12	34	2	13	180	6.7		
01	WILLIAMS, Brenton	19-0	271	14.3	37-98	.378	19-56	.339	21-26	.808	4	12	16	0.8	21	1	11	17	2	11	114	6.0		
33	SLAWSON, RJ	27-5	489	18.1	49-106	.462	11-37	.297	21-34	.618	42	62	104	3.9	72	1	16	28	17	20	130	4.8		
05	SMITH, Eric	24-13	372	15.5	40-95	.421	20-48	.417	9-16	.563	3	21	24	1.0	25	1	32	33	0	10	109	4.5		
30	JACKSON, Lakeem	27-12	490	18.1	43-87	.494	0-2	.000	11-30	.367	30	47	77	2.9	32	1	42	31	3	21	97	3.6		
02	RICHARDSON, Brian	21-2	279	13.3	27-90	.300	13-56	.232	4-5	.800	8	16	24	1.1	26	0	10	14	1	6	71	3.4		
12	PHILLIPS, Shane	1-0	2	2.0	0-3	.000	0-2	.000	1-2	.500	0	0	0	0.0	0	0	0	1	0	0	1	1.0		
45	GEATHERS, Carlton	24-1	172	7.2	9-21	.429	0-0	.000	6-8	.750	14	24	38	1.6	20	0	1	5	13	4	24	1.0		
Team											46	34	80											
Total.....		27	5400		601-1477	.407	174-538	.323	284-405	.701	335	507	842	31.2	477	8	274	348	136	183	1660	61.5		
Opponents.....		27	5400		602-1351	.446	178-462	.385	361-521	.693	309	579	888	32.9	418	-	369	382	114	158	1743	64.6		

TEAM STATISTICS	SC	OPP	Date	Opponent	Score	Att.
SCORING	1660	1743	11/11/11	WESTERN CAROLINA	w 75-50	9330
Points per game	61.5	64.6	11/15/11	at Elon	L 53-58	1589
Scoring margin	-3.1	-	! 11/20/11	TENNESSEE STATE	L 63-64	9045
FIELD GOALS-ATT	601-1477	602-1351	! 11/22/11	MISS. VALLEY STATE	w 61-57	6723
Field goal pct	.407	.446	& 11/25/11	vs NC	L 62-87	5567
3 POINT FG-ATT	174-538	178-462	& 11/26/11	vs Southern Cal	L 60-63	1798
3-point FG pct	.323	.385	^ 12/1/11	PROVIDENCE COLLEGE	L 67-76	7476
3-pt FG made per game	6.4	6.6	12/4/11	at Clemson	w 58-55	7238
FREE THROWS-ATT	284-405	361-521	12/13/11	PRESBYTERIAN	w 66-58	7003
Free throw pct	.701	.693	12/17/11	OHIO STATE	L 66-74	13654
F-Throws made per game	10.5	13.4	12/21/11	SE LOUISIANA	w 62-43	7972
REBOUNDS	842	888	12/28/11	WOFFORD	w 57-45	8152
Rebounds per game	31.2	32.9	12/31/11	USC UPSTATE	w 72-66	6876
Rebounding margin	-1.7	-	1/3/12	SC STATE	w 79-51	6557
ASSISTS	274	369	* 01/07/12	at Kentucky	L 64-79	24219
Assists per game	10.1	13.7	* 1/10/12	VANDERBILT	L 57-67	8353
TURNOVERS	348	382	* 1/14/12	FLORIDA	L 65-79	11308
Turnovers per game	12.9	14.1	* 01/21/12	at Auburn	L 52-63	8329
Turnover margin	+1.3	-	* 1/25/12	ALABAMA	w 56-54	7807
Assist/turnover ratio	0.8	1.0	* 01/28/12	at Ole Miss	L 62-66	7396
STEALS	183	158	* 2/2/12	at Florida	L 66-74	10003
Steals per game	6.8	5.9	* 2/4/12	KENTUCKY	L 52-86	16527
BLOCKS	136	114	* 02/08/12	at Tennessee	L 57-69	14784
Blocks per game	5.0	4.2	* 02-11-12	at Arkansas	L 65-76	16100
ATTENDANCE	144444	110728	* 2/15/12	GEORGIA	w 57-56	7569
Home games-Avg/Game	16-9028	9-11485	* 2/18/12	LSU	L 58-68	10092
Neutral site-Avg/Game	-	2-3682	* 2/22/12	at Vanderbilt	L 48-59	13705

Score by Periods	1st	2nd	Totals
South Carolina	744	916	1660
Opponents	822	921	1743

! = Continental Tire Las Vegas Invitational (Columbia, S.C.)
 & = Continental Tire Las Vegas Invitational (Las Vegas, Nev.)
 ^ = Big East/SEC Challenge (Columbia, S.C.)
 * = Conference game

2011-12 South Carolina Basketball
 South Carolina Combined Team Statistics (as of Feb 22, 2012)
 Conference games

RECORD:	OVERALL	HOME	AWAY	NEUTRAL
ALL GAMES	2-11	2-4	0-7	0-0
CONFERENCE	2-11	2-4	0-7	0-0
NON-CONFERENCE	0-0	0-0	0-0	0-0

##	Player	gp-gs	min	avg	Total		3-Point		F-Throw		Rebounds			pf	dq	a	to	blk	stl	pts	avg	
					fg-fga	fg%	3fg-fga	3fg%	ft-fta	ft%	off	def	tot									avg
15	COOKE, Malik	13-13	418	32.2	51-137	.372	12-42	.286	32-41	.780	24	35	59	4.5	33	0	19	35	9	19	146	11.2
23	ELLINGTON, Bruce	13-11	406	31.2	56-161	.348	20-66	.303	10-15	.667	12	26	38	2.9	27	0	46	29	0	9	142	10.9
24	HARRIS, Damontre	13-12	372	28.6	41-66	.621	0-0	.000	26-30	.867	37	40	77	5.9	39	1	6	20	36	15	108	8.3
13	GILL, Anthony	13-8	345	26.5	32-81	.395	5-18	.278	22-36	.611	24	32	56	4.3	33	1	12	21	3	8	91	7.0
01	WILLIAMS, Brenton	12-0	191	15.9	28-71	.394	16-43	.372	9-12	.750	4	9	13	1.1	18	1	7	10	2	4	81	6.8
32	LEONARD, Damien	13-9	265	20.4	30-94	.319	20-66	.303	3-5	.600	4	7	11	0.8	17	0	6	14	1	6	83	6.4
33	SLAWSON, RJ	13-5	215	16.5	17-38	.447	3-15	.200	7-11	.636	18	22	40	3.1	33	0	5	15	4	9	44	3.4
02	RICHARDSON, Brian	7-2	69	9.9	7-21	.333	4-13	.308	2-2	1.000	2	2	4	0.6	8	0	1	3	0	1	20	2.9
30	JACKSON, Lakeem	13-2	175	13.5	10-31	.323	0-0	.000	3-8	.375	10	16	26	2.0	11	0	12	7	0	8	23	1.8
05	SMITH, Eric	10-2	80	8.0	4-20	.200	2-8	.250	4-4	1.000	0	7	7	0.7	3	0	7	6	0	2	14	1.4
45	GEATHERS, Carlton	10-1	64	6.4	2-6	.333	0-0	.000	3-4	.750	5	4	9	0.9	5	0	0	2	3	4	7	0.7
Team											21	15	36				2					
Total.....		13	2600		278-726	.383	82-271	.303	121-168	.720	161	215	376	28.9	227	3	121	164	58	85	759	58.4
Opponents.....		13	2600		306-647	.473	89-224	.397	195-261	.747	147	295	442	34.0	184	-	194	179	68	76	896	68.9

TEAM STATISTICS	SC	OPP	Date	Opponent	Score	Att.
SCORING	759	896	* 01/07/12	at Kentucky	L 64-79	24219
Points per game	58.4	68.9	* 1/10/12	VANDERBILT	L 57-67	8353
Scoring margin	-10.5	-	* 1/14/12	FLORIDA	L 65-79	11308
FIELD GOALS-ATT	278-726	306-647	* 01/21/12	at Auburn	L 52-63	8329
Field goal pct	.383	.473	* 1/25/12	ALABAMA	w 56-54	7807
3 POINT FG-ATT	82-271	89-224	* 01/28/12	at Ole Miss	L 62-66	7396
3-point FG pct	.303	.397	* 2/2/12	at Florida	L 66-74	10003
3-pt FG made per game	6.3	6.8	* 2/4/12	KENTUCKY	L 52-86	16527
FREE THROWS-ATT	121-168	195-261	* 02/08/12	at Tennessee	L 57-69	14784
Free throw pct	.720	.747	* 02-11-12	at Arkansas	L 65-76	16100
F-Throws made per game	9.3	15.0	* 2/15/12	GEORGIA	w 57-56	7569
REBOUNDS	376	442	* 2/18/12	LSU	L 58-68	10092
Rebounds per game	28.9	34.0	* 2/22/12	at Vanderbilt	L 48-59	13705
Rebounding margin	-5.1	-				
ASSISTS	121	194				
Assists per game	9.3	14.9				
TURNOVERS	164	179				
Turnovers per game	12.6	13.8				
Turnover margin	+1.2	-				
Assist/turnover ratio	0.7	1.1				
STEALS	85	76				
Steals per game	6.5	5.8				
BLOCKS	58	68				
Blocks per game	4.5	5.2				
ATTENDANCE	61656	94536				
Home games-Avg/Game	6-10276	7-13505				
Neutral site-Avg/Game	-	0-0				

! = Continental Tire Las Vegas Invitational (Columbia, S.C.)
 & = Continental Tire Las Vegas Invitational (Las Vegas, Nev.)
 ^ = Big East/SEC Challenge (Columbia, S.C.)
 * = Conference game

Score by Periods	1st	2nd	Totals
South Carolina	333	426	759
Opponents	415	481	896

2011-12 South Carolina Basketball
 South Carolina Team Game-by-Game Comparison (as of Feb 24, 2012)
 All games

Opponent	1st	2nd	Score	Mar	Total FG	FG Pct	3-Pointers	3FG Pct	Free Throws	FT Pct	Rebounds	Assist	T/Over	Block	Steal	Fouls
WESTERN CAROLINA	35/25	40/25	75-50	+25	30-59/17-47	.508/.362	5-12/6-18	.417/.333	10-17/10-16	.588/.625	37/29 +8	14/10	12/19	5/4	11/8	14/17
Elon	23/34	30/24	53-58	(5)	20-64/16-40	.313/.400	3-27/6-16	.111/.375	10-17/20-28	.588/.714	40/38 +2	6/9	7/14	2/3	9/1	24/18
TENNESSEE STATE	19/33	44/31	63-64	(1)	22-55/21-47	.400/.447	7-26/10-22	.269/.455	12-20/12-21	.600/.571	33/28 +5	13/15	16/13	7/1	5/9	21/23
MISS. VALLEY STATE	30/26	31/31	61-57	+4	19-48/20-49	.396/.408	6-18/7-17	.333/.412	17-25/10-16	.680/.625	36/30 +6	9/12	13/14	7/5	7/8	17/24
NC	32/45	30/42	62-87	(25)	23-55/31-67	.418/.463	9-23/8-16	.391/.500	7-12/17-30	.583/.567	43/35 +8	12/22	25/10	7/3	5/11	25/15
Southern Cal	26/30	34/33	60-63	(3)	22-42/24-48	.524/.500	8-17/7-11	.471/.636	8-8/8-12	1000/.667	18/28 (10)	10/7	13/10	4/1	4/6	16/13
PROVIDENCE COLLEGE	27/34	40/42	67-76	(9)	26-72/24-50	.361/.480	6-30/6-11	.200/.545	9-10/22-27	.900/.815	40/34 +6	9/16	13/15	7/10	9/4	19/10
Clemson	28/35	30/20	58-55	+3	21-50/19-50	.420/.380	5-15/5-18	.333/.278	11-17/12-16	.647/.750	33/33 -	8/13	8/11	5/1	6/3	16/15
PRESBYTERIAN	19/25	47/33	66-58	+8	26-56/21-45	.464/.467	5-11/7-18	.455/.389	9-11/9-13	.818/.692	33/24 +9	14/13	13/18	7/2	7/3	15/13
OHIO STATE	33/29	33/45	66-74	(8)	23-49/27-53	.469/.509	6-16/5-15	.375/.333	14-18/15-20	.778/.750	20/33 (13)	9/16	14/13	4/3	3/7	18/19
SE LOUISIANA	25/16	37/27	62-43	+19	20-55/15-43	.364/.349	6-18/6-22	.333/.273	16-24/7-13	.667/.538	34/35 (1)	9/9	10/26	4/5	11/3	18/17
WOFFORD	29/21	28/24	57-45	+12	20-45/18-50	.444/.360	11-20/5-19	.550/.263	6-10/4-10	.600/.400	26/34 (8)	14/10	13/15	7/1	6/4	9/13
USC UPSTATE	40/31	32/35	72-66	+6	23-45/25-63	.511/.397	4-11/8-20	.364/.400	22-32/8-15	.688/.533	37/31 +6	9/12	14/8	6/2	4/10	18/24
SC STATE	45/23	34/28	79-51	+28	28-56/18-52	.500/.346	11-23/3-15	.478/.200	12-16/12-23	.750/.522	36/34 +2	17/11	13/17	6/5	11/5	20/13
Kentucky	18/34	46/45	64-79	(15)	25-64/29-49	.391/.592	6-22/5-11	.273/.455	8-10/16-22	.800/.727	32/30 +2	10/13	12/15	3/8	8/4	18/11
VANDERBILT	12/22	45/45	57-67	(10)	22-53/23-40	.415/.575	4-13/13-22	.308/.591	9-11/8-8	.818/1000	21/27 (6)	4/19	9/18	2/2	9/4	11/15
FLORIDA	41/40	24/39	65-79	(14)	23-55/25-47	.418/.532	9-24/12-24	.375/.500	10-14/17-21	.714/.810	30/25 +5	7/19	12/10	1/3	4/4	22/17
Auburn	28/24	24/39	52-63	(11)	20-49/22-50	.408/.440	6-18/7-18	.333/.389	6-8/12-18	.750/.667	29/28 +1	8/14	23/14	7/6	10/7	15/13
ALABAMA	27/29	29/25	56-54	+2	22-68/21-49	.324/.429	5-31/4-18	.161/.222	7-9/8-12	.778/.667	37/39 (2)	8/11	9/15	4/6	6/4	10/14
Ole Miss	28/31	34/35	62-66	(4)	24-60/24-49	.400/.490	8-21/5-13	.381/.385	6-7/13-24	.857/.542	28/38 (10)	15/15	13/18	2/6	12/11	17/12
Florida	28/37	38/37	66-74	(8)	25-56/22-59	.446/.373	6-21/7-28	.286/.250	10-14/23-32	.714/.719	30/42 (12)	8/12	15/13	7/3	4/6	28/11
KENTUCKY	25/52	27/34	52-86	(34)	18-59/32-62	.305/.516	9-20/6-14	.450/.429	7-15/16-21	.467/.762	30/41 (11)	10/17	8/3	9/11	0/6	16/13
Tennessee	27/35	30/34	57-69	(12)	19-56/19-38	.339/.500	7-16/10-20	.438/.500	12-19/21-26	.632/.808	30/34 (4)	12/14	7/14	2/4	4/4	21/18
Arkansas	27/38	38/38	65-76	(11)	23-55/30-59	.418/.508	5-25/5-13	.200/.385	14-21/11-14	.667/.786	30/32 (2)	7/16	21/17	5/5	9/13	18/18
GEORGIA	28/26	29/30	57-56	+1	19-49/20-57	.388/.351	5-20/6-17	.250/.353	14-15/10-14	.933/.714	29/37 (8)	10/14	14/13	8/2	8/5	14/16
LSU	22/25	36/43	58-68	(10)	20-47/24-49	.426/.490	4-17/5-10	.235/.500	14-21/15-21	.667/.714	23/35 (12)	13/18	10/17	4/3	6/4	17/17
Vanderbilt	22/22	26/37	48-59	(11)	18-55/15-39	.327/.385	8-23/4-16	.348/.250	4-4/25-28	1000/.893	27/34 (7)	9/12	11/12	4/9	5/4	20/9

Note: Game totals are displayed in the format TEAM/OPPONENT for each category

2011-12 South Carolina Basketball
 South Carolina Category Leaders (as of Feb 24, 2012)
 All games

Points	G	Pts	Pts/G	Scoring Average	G	Pts	Avg/G
COOKE, Malik	27	329	12.2	COOKE, Malik	27	329	12.2
GILL, Anthony	27	209	7.7	ELLINGTON, Bruce	20	208	10.4
ELLINGTON, Bruce	20	208	10.4	GILL, Anthony	27	209	7.7
HARRIS, Damontre	27	188	7.0	HARRIS, Damontre	27	188	7.0
LEONARD, Damien	27	180	6.7	LEONARD, Damien	27	180	6.7
SLAWSON, RJ	27	130	4.8	WILLIAMS, Brenton	19	114	6.0
WILLIAMS, Brenton	19	114	6.0	SLAWSON, RJ	27	130	4.8
SMITH, Eric	24	109	4.5	SMITH, Eric	24	109	4.5
JACKSON, Lakeem	27	97	3.6	JACKSON, Lakeem	27	97	3.6
RICHARDSON, Brian	21	71	3.4	RICHARDSON, Brian	21	71	3.4
GEATHERS, Carlton	24	24	1.0	PHILLIPS, Shane	1	1	1.0
PHILLIPS, Shane	1	1	1.0	GEATHERS, Carlton	24	24	1.0

FG Percentage	FG	Att	Pct	Field Goal Attempts	G	Att	Att/G
HARRIS, Damontre	73	135	.541	COOKE, Malik	27	266	9.9
JACKSON, Lakeem	43	87	.494	ELLINGTON, Bruce	20	221	11.1
SLAWSON, RJ	49	106	.462	LEONARD, Damien	27	194	7.2
GILL, Anthony	74	161	.460	GILL, Anthony	27	161	6.0
GEATHERS, Carlton	9	21	.429	HARRIS, Damontre	27	135	5.0
SMITH, Eric	40	95	.421	Field Goals Made	G	Made	Made/G
COOKE, Malik	109	266	.410	COOKE, Malik	27	109	4.0
WILLIAMS, Brenton	37	98	.378	ELLINGTON, Bruce	20	79	4.0
ELLINGTON, Bruce	79	221	.357	GILL, Anthony	27	74	2.7
LEONARD, Damien	61	194	.314	HARRIS, Damontre	27	73	2.7
RICHARDSON, Brian	27	90	.300	LEONARD, Damien	27	61	2.3
PHILLIPS, Shane	0	3	.000				

3-Point Percentage	3FG	Att	Pct	3-Point FG Attempts	G	Att	Att/G
SMITH, Eric	20	48	.417	LEONARD, Damien	27	142	5.3
GILL, Anthony	11	27	.407	ELLINGTON, Bruce	20	94	4.7
ELLINGTON, Bruce	32	94	.340	COOKE, Malik	27	74	2.7
WILLIAMS, Brenton	19	56	.339	RICHARDSON, Brian	21	56	2.7
LEONARD, Damien	45	142	.317	WILLIAMS, Brenton	19	56	2.9
COOKE, Malik	23	74	.311	3-Point FG Made	G	Made	Made/G
SLAWSON, RJ	11	37	.297	LEONARD, Damien	27	45	1.7
RICHARDSON, Brian	13	56	.232	ELLINGTON, Bruce	20	32	1.6
PHILLIPS, Shane	0	2	.000	COOKE, Malik	27	23	0.9
JACKSON, Lakeem	0	2	.000	SMITH, Eric	24	20	0.8
				WILLIAMS, Brenton	19	19	1.0

Free Throw Percent	FG	Att	Pct	Free Throw Attempts	G	Att	Att/G
HARRIS, Damontre	42	51	.824	COOKE, Malik	27	111	4.1
WILLIAMS, Brenton	21	26	.808	GILL, Anthony	27	76	2.8
RICHARDSON, Brian	4	5	.800	HARRIS, Damontre	27	51	1.9
COOKE, Malik	88	111	.793	SLAWSON, RJ	27	34	1.3
GEATHERS, Carlton	6	8	.750	JACKSON, Lakeem	27	30	1.1
ELLINGTON, Bruce	18	25	.720	Free Throws Made	G	Made	Made/G
GILL, Anthony	50	76	.658	COOKE, Malik	27	88	3.3
LEONARD, Damien	13	21	.619	GILL, Anthony	27	50	1.9
SLAWSON, RJ	21	34	.618	HARRIS, Damontre	27	42	1.6
SMITH, Eric	9	16	.563	SLAWSON, RJ	27	21	0.8
PHILLIPS, Shane	1	2	.500	WILLIAMS, Brenton	19	21	1.1
JACKSON, Lakeem	11	30	.367				

2011-12 South Carolina Basketball
 South Carolina Category Leaders (as of Feb 24, 2012)
 All games

<u>Rebounds</u>	<u>G</u>	<u>Reb</u>	<u>Reb/G</u>
HARRIS, Damontre	27	147	5.4
GILL, Anthony	27	127	4.7
COOKE, Malik	27	126	4.7
SLAWSON, RJ	27	104	3.9
JACKSON, Lakeem	27	77	2.9

<u>Assists</u>	<u>G</u>	<u>No.</u>	<u>Ast/G</u>
ELLINGTON, Bruce	20	56	2.8
COOKE, Malik	27	47	1.7
JACKSON, Lakeem	27	42	1.6
GILL, Anthony	27	33	1.2
SMITH, Eric	24	32	1.3

<u>Rebound Average</u>	<u>G</u>	<u>Reb</u>	<u>Avg/G</u>
HARRIS, Damontre	27	147	5.4
GILL, Anthony	27	127	4.7
COOKE, Malik	27	126	4.7
SLAWSON, RJ	27	104	3.9
JACKSON, Lakeem	27	77	2.9

<u>Steals</u>	<u>G</u>	<u>No.</u>	<u>Stl/G</u>
COOKE, Malik	27	47	1.7
HARRIS, Damontre	27	26	1.0
JACKSON, Lakeem	27	21	0.8
SLAWSON, RJ	27	20	0.7
GILL, Anthony	27	14	0.5

<u>Offensive Rebounds</u>	<u>G</u>	<u>No.</u>	<u>Avg/G</u>
HARRIS, Damontre	27	62	2.3
COOKE, Malik	27	53	2.0
GILL, Anthony	27	49	1.8
SLAWSON, RJ	27	42	1.6
JACKSON, Lakeem	27	30	1.1

<u>Blocked Shots</u>	<u>G</u>	<u>No.</u>	<u>Blk/G</u>
HARRIS, Damontre	27	66	2.4
COOKE, Malik	27	23	0.9
SLAWSON, RJ	27	17	0.6
GEATHERS, Carlton	24	13	0.5
GILL, Anthony	27	8	0.3

<u>Defensive Rebounds</u>	<u>G</u>	<u>No.</u>	<u>Avg/G</u>
HARRIS, Damontre	27	85	3.1
GILL, Anthony	27	78	2.9
COOKE, Malik	27	73	2.7
SLAWSON, RJ	27	62	2.3
JACKSON, Lakeem	27	47	1.7

<u>Minutes</u>	<u>G</u>	<u>No.</u>	<u>Min/G</u>
COOKE, Malik	27	844	31.3
HARRIS, Damontre	27	705	26.1
GILL, Anthony	27	679	25.1
ELLINGTON, Bruce	20	563	28.2
LEONARD, Damien	27	534	19.8

<u>Fouls</u>	<u>G</u>	<u>No.</u>	<u>Per/G</u>
HARRIS, Damontre	27	72	2.7
SLAWSON, RJ	27	72	2.7
GILL, Anthony	27	66	2.4
COOKE, Malik	27	63	2.3
ELLINGTON, Bruce	20	42	2.1

<u>Turnovers</u>	<u>G</u>	<u>No.</u>	<u>TO/G</u>
COOKE, Malik	27	61	2.3
GILL, Anthony	27	48	1.8
ELLINGTON, Bruce	20	40	2.0
LEONARD, Damien	27	34	1.3
SMITH, Eric	24	33	1.4

<u>Foulsouts</u>	<u>G</u>	<u>No.</u>
GILL, Anthony	27	2
SLAWSON, RJ	27	1
COOKE, Malik	27	1
WILLIAMS, Brenton	19	1
SMITH, Eric	24	1
JACKSON, Lakeem	27	1
HARRIS, Damontre	27	1

2011-12 South Carolina Basketball
 South Carolina Team High/Low Analysis (as of Feb 24, 2012)
 All games

South Carolina - TEAM GAME HIGHS

POINTS	79	SC STATE (1/3/12)
	75	WESTERN CAROLINA (11/11/11)
	72	USC UPSTATE (12/31/11)
	67	PROVIDENCE COLLEGE (12/1/11)
	66	at Florida (2/2/12)
	66	OHIO STATE (12/17/11)
	66	PRESBYTERIAN (12/13/11)
FIELD GOALS MADE	30	WESTERN CAROLINA (11/11/11)
	28	SC STATE (1/3/12)
FIELD GOAL ATTEMPTS	72	PROVIDENCE COLLEGE (12/1/11)
	68	ALABAMA (1/25/12)
FIELD GOAL PERCENTAGE	.524 (22-42)	vs Southern Cal (11/26/11)
	.511 (23-45)	USC UPSTATE (12/31/11)
3 PT FIELD GOALS MADE	11	SC STATE (1/3/12)
	11	WOFFORD (12/28/11)
3 PT FG ATTEMPTS	31	ALABAMA (1/25/12)
	30	PROVIDENCE COLLEGE (12/1/11)
3 PT FG PERCENTAGE	.550 (11-20)	WOFFORD (12/28/11)
	.478 (11-23)	SC STATE (1/3/12)
FREE THROWS MADE	22	USC UPSTATE (12/31/11)
	17	MISS. VALLEY STATE (11/22/11)
FREE THROW ATTEMPTS	32	USC UPSTATE (12/31/11)
	25	MISS. VALLEY STATE (11/22/11)
FREE THROW PERCENTAGE	1.000 (8-8)	vs Southern Cal (11/26/11)
	1.000 (4-4)	at Vanderbilt (2/22/12)
REBOUNDS	43	vs NC (11/25/11)
	40	PROVIDENCE COLLEGE (12/1/11)
	40	at Elon (11/15/11)
ASSISTS	17	SC STATE (1/3/12)
	15	at Ole Miss (01/28/12)
STEALS	12	at Ole Miss (01/28/12)
	11	SC STATE (1/3/12)
	11	SE LOUISIANA (12/21/11)
	11	WESTERN CAROLINA (11/11/11)
BLOCKED SHOTS	9	KENTUCKY (2/4/12)
	8	GEORGIA (2/15/12)
TURNOVERS	25	vs NC (11/25/11)
	23	at Auburn (01/21/12)
FOULS	28	at Florida (2/2/12)
	25	vs NC (11/25/11)

2011-12 South Carolina Basketball
 South Carolina High/Low Analysis (as of Feb 24, 2012)
 All games

Opponent - GAME HIGHS

POINTS	87		vs NC (11/25/11)
	86		KENTUCKY (2/4/12)
	79		FLORIDA (1/14/12)
	79		at Kentucky (01/07/12)
	76		at Arkansas (02-11-12)
	76		PROVIDENCE COLLEGE (12/1/11)
FIELD GOALS MADE	32		KENTUCKY (2/4/12)
	31		vs NC (11/25/11)
FIELD GOAL ATTEMPTS	67		vs NC (11/25/11)
	63		USC UPSTATE (12/31/11)
FIELD GOAL PERCENTAGE	.592	(29-49)	at Kentucky (01/07/12)
	.575	(23-40)	VANDERBILT (1/10/12)
3 PT FIELD GOALS MADE	13		VANDERBILT (1/10/12)
	12		FLORIDA (1/14/12)
3 PT FG ATTEMPTS	28		at Florida (2/2/12)
	24		FLORIDA (1/14/12)
3 PT FG PERCENTAGE	.636	(7-11)	vs Southern Cal (11/26/11)
	.591	(13-22)	VANDERBILT (1/10/12)
FREE THROWS MADE	25		at Vanderbilt (2/22/12)
	23		at Florida (2/2/12)
FREE THROW ATTEMPTS	32		at Florida (2/2/12)
	30		vs NC (11/25/11)
FREE THROW PERCENTAGE	1.000	(8-8)	VANDERBILT (1/10/12)
	.893	(25-28)	at Vanderbilt (2/22/12)
REBOUNDS	42		at Florida (2/2/12)
	41		KENTUCKY (2/4/12)
ASSISTS	22		vs NC (11/25/11)
	19		FLORIDA (1/14/12)
	19		VANDERBILT (1/10/12)
STEALS	13		at Arkansas (02-11-12)
	11		at Ole Miss (01/28/12)
	11		vs NC (11/25/11)
BLOCKED SHOTS	11		KENTUCKY (2/4/12)
	10		PROVIDENCE COLLEGE (12/1/11)
TURNOVERS	26		SE LOUISIANA (12/21/11)
	19		WESTERN CAROLINA (11/11/11)
FOULS	24		USC UPSTATE (12/31/11)
	24		MISS. VALLEY STATE (11/22/11)

2011-12 South Carolina Basketball
 South Carolina High/Low Analysis (as of Feb 24, 2012)
 All games

South Carolina - GAME LOWS

POINTS	48		at Vanderbilt (2/22/12)
	52		at Auburn (01/21/12)
	52		KENTUCKY (2/4/12)
	53		at Elon (11/15/11)
	56		ALABAMA (1/25/12)
FIELD GOALS MADE	18		KENTUCKY (2/4/12)
	18		at Vanderbilt (2/22/12)
FIELD GOAL ATTEMPTS	42		vs Southern Cal (11/26/11)
	45		WOFFORD (12/28/11)
	45		USC UPSTATE (12/31/11)
FIELD GOAL PERCENTAGE	.305	(18-59)	KENTUCKY (2/4/12)
	.313	(20-64)	at Elon (11/15/11)
3 PT FIELD GOALS MADE	3		at Elon (11/15/11)
	4		USC UPSTATE (12/31/11)
	4		VANDERBILT (1/10/12)
	4		LSU (2/18/12)
3 PT FG ATTEMPTS	11		PRESBYTERIAN (12/13/11)
	11		USC UPSTATE (12/31/11)
3 PT FG PERCENTAGE	.111	(3-27)	at Elon (11/15/11)
	.161	(5-31)	ALABAMA (1/25/12)
FREE THROWS MADE	4		at Vanderbilt (2/22/12)
	6		WOFFORD (12/28/11)
	6		at Auburn (01/21/12)
	6		at Ole Miss (01/28/12)
FREE THROW ATTEMPTS	4		at Vanderbilt (2/22/12)
	7		at Ole Miss (01/28/12)
FREE THROW PERCENTAGE	.467	(7-15)	KENTUCKY (2/4/12)
	.583	(7-12)	vs NC (11/25/11)
REBOUNDS	18		vs Southern Cal (11/26/11)
	20		OHIO STATE (12/17/11)
ASSISTS	4		VANDERBILT (1/10/12)
	6		at Elon (11/15/11)
STEALS	0		KENTUCKY (2/4/12)
	3		OHIO STATE (12/17/11)
BLOCKED SHOTS	1		FLORIDA (1/14/12)
	2		at Elon (11/15/11)
	2		VANDERBILT (1/10/12)
	2		at Ole Miss (01/28/12)
	2		at Tennessee (02/08/12)
TURNOVERS	7		at Elon (11/15/11)
	7		at Tennessee (02/08/12)
FOULS	9		WOFFORD (12/28/11)
	10		ALABAMA (1/25/12)

2011-12 South Carolina Basketball
 South Carolina High/Low Analysis (as of Feb 24, 2012)
 All games

Opponent - GAME LOWS

POINTS	43		SE LOUISIANA (12/21/11)
	45		WOFFORD (12/28/11)
	50		WESTERN CAROLINA (11/11/11)
	51		SC STATE (1/3/12)
	54		ALABAMA (1/25/12)
FIELD GOALS MADE	15		SE LOUISIANA (12/21/11)
	15		at Vanderbilt (2/22/12)
FIELD GOAL ATTEMPTS	38		at Tennessee (02/08/12)
	39		at Vanderbilt (2/22/12)
FIELD GOAL PERCENTAGE	.346	(18-52)	SC STATE (1/3/12)
	.349	(15-43)	SE LOUISIANA (12/21/11)
3 PT FIELD GOALS MADE	3		SC STATE (1/3/12)
	4		ALABAMA (1/25/12)
	4		at Vanderbilt (2/22/12)
3 PT FG ATTEMPTS	10		LSU (2/18/12)
	11		vs Southern Cal (11/26/11)
	11		PROVIDENCE COLLEGE (12/1/11)
	11		at Kentucky (01/07/12)
3 PT FG PERCENTAGE	.200	(3-15)	SC STATE (1/3/12)
	.222	(4-18)	ALABAMA (1/25/12)
FREE THROWS MADE	4		WOFFORD (12/28/11)
	7		SE LOUISIANA (12/21/11)
FREE THROW ATTEMPTS	8		VANDERBILT (1/10/12)
	10		WOFFORD (12/28/11)
FREE THROW PERCENTAGE	.400	(4-10)	WOFFORD (12/28/11)
	.522	(12-23)	SC STATE (1/3/12)
REBOUNDS	24		PRESBYTERIAN (12/13/11)
	25		FLORIDA (1/14/12)
ASSISTS	7		vs Southern Cal (11/26/11)
	9		at Elon (11/15/11)
	9		SE LOUISIANA (12/21/11)
STEALS	1		at Elon (11/15/11)
	3		at Clemson (12/4/11)
	3		PRESBYTERIAN (12/13/11)
	3		SE LOUISIANA (12/21/11)
BLOCKED SHOTS	1		TENNESSEE STATE (11/20/11)
	1		vs Southern Cal (11/26/11)
	1		at Clemson (12/4/11)
	1		WOFFORD (12/28/11)
TURNOVERS	3		KENTUCKY (2/4/12)
	8		USC UPSTATE (12/31/11)
FOULS	9		at Vanderbilt (2/22/12)
	10		PROVIDENCE COLLEGE (12/1/11)

2011-12 South Carolina Basketball
 South Carolina Player High/Low Analysis (as of Feb 24, 2012)
 All games

South Carolina - I N D I V I D U A L G A M E H I G H S

Points	24		COOKE, Malik vs USC Upstate (12/31/11)
	21		COOKE, Malik vs Ohio State (12/17/11)
	21		COOKE, Malik vs Providence College (12/1/11)
	20		ELLINGTON, Bruce vs Vanderbilt (1/10/12)
	19		LEONARD, Damien vs Kentucky (2/4/12)
Field Goals Made	8		ELLINGTON, Bruce vs Vanderbilt (1/10/12)
	8		COOKE, Malik vs USC Upstate (12/31/11)
	8		COOKE, Malik vs Providence College (12/1/11)
Field Goal Att.	17		LEONARD, Damien at Elon (11/15/11)
	16		ELLINGTON, Bruce at Tennessee (02/08/12)
	16		LEONARD, Damien vs Kentucky (2/4/12)
	16		ELLINGTON, Bruce at Ole Miss (01/28/12)
FG Pct (min 5 made)	.857	(6-7)	GILL, Anthony vs Western Carolina (11/11/11)
	.833	(5-6)	JACKSON, Lakeem vs Tennessee State (11/20/11)
3-Point FG Made	5		ELLINGTON, Bruce vs Wofford (12/28/11)
	5		LEONARD, Damien vs NC (11/25/11)
	5		SMITH, Eric vs Tennessee State (11/20/11)
3-Point FG Att.	11		LEONARD, Damien vs NC (11/25/11)
	11		LEONARD, Damien at Elon (11/15/11)
3-Pt FG Pct (min 2 made)	1.000	(3-3)	COOKE, Malik at Ole Miss (01/28/12)
	1.000	(3-3)	ELLINGTON, Bruce vs SC State (1/3/12)
	1.000	(2-2)	WILLIAMS, Brenton at Tennessee (02/08/12)
	1.000	(2-2)	GILL, Anthony vs Kentucky (2/4/12)
	1.000	(2-2)	RICHARDSON, Brian vs USC Upstate (12/31/11)
	1.000	(2-2)	GILL, Anthony vs SE Louisiana (12/21/11)
	1.000	(2-2)	LEONARD, Damien vs Presbyterian (12/13/11)
	1.000	(2-2)	COOKE, Malik vs NC (11/25/11)
Free Throws Made	10		COOKE, Malik vs Miss. Valley State (11/22/11)
	9		COOKE, Malik vs Ohio State (12/17/11)
Free Throw Att.	12		COOKE, Malik vs Miss. Valley State (11/22/11)
	11		COOKE, Malik vs USC Upstate (12/31/11)
FT Pct (min 3 made)	1.000	(8-8)	WILLIAMS, Brenton vs USC Upstate (12/31/11)
	1.000	(5-5)	GILL, Anthony vs Georgia (2/15/12)
	1.000	(5-5)	COOKE, Malik vs Alabama (1/25/12)
	1.000	(4-4)	HARRIS, Damontre vs LSU (2/18/12)
	1.000	(4-4)	COOKE, Malik vs Georgia (2/15/12)
	1.000	(4-4)	HARRIS, Damontre at Arkansas (02-11-12)
	1.000	(4-4)	HARRIS, Damontre at Florida (2/2/12)
	1.000	(4-4)	COOKE, Malik vs SC State (1/3/12)
	1.000	(4-4)	ELLINGTON, Bruce at Clemson (12/4/11)
	1.000	(4-4)	SLAWSON, RJ vs Providence College (12/1/11)
	1.000	(3-3)	ELLINGTON, Bruce vs Vanderbilt (1/10/12)
	1.000	(3-3)	HARRIS, Damontre vs SC State (1/3/12)
	1.000	(3-3)	GILL, Anthony vs Ohio State (12/17/11)
	1.000	(3-3)	COOKE, Malik vs Presbyterian (12/13/11)
	1.000	(3-3)	GILL, Anthony vs Presbyterian (12/13/11)
	1.000	(3-3)	GILL, Anthony vs Southern Cal (11/26/11)
Rebounds	14		SLAWSON, RJ vs NC (11/25/11)
	10		HARRIS, Damontre vs Vanderbilt (1/10/12)
	10		COOKE, Malik vs USC Upstate (12/31/11)
	10		HARRIS, Damontre at Elon (11/15/11)
	10		JACKSON, Lakeem vs Western Carolina (11/11/11)
Assists	6		ELLINGTON, Bruce at Tennessee (02/08/12)

	5	ELLINGTON, Bruce at Ole Miss (01/28/12)
	5	JACKSON, Lakeem vs Western Carolina (11/11/11)
Steals	5	WILLIAMS, Brenton vs Western Carolina (11/11/11)
	4	COOKE, Malik vs SE Louisiana (12/21/11)
	4	COOKE, Malik at Clemson (12/4/11)
	4	COOKE, Malik vs Providence College (12/1/11)
Blocked Shots	6	HARRIS, Damontre at Florida (2/2/12)
	6	HARRIS, Damontre at Auburn (01/21/12)
Turnovers	6	COOKE, Malik at Arkansas (02-11-12)
	6	COOKE, Malik at Auburn (01/21/12)
Fouls	5	WILLIAMS, Brenton at Arkansas (02-11-12)
	5	GILL, Anthony at Florida (2/2/12)
	5	HARRIS, Damontre at Ole Miss (01/28/12)
	5	SMITH, Eric vs USC Upstate (12/31/11)
	5	SLAWSON, RJ vs SE Louisiana (12/21/11)
	5	GILL, Anthony vs NC (11/25/11)
	5	JACKSON, Lakeem at Elon (11/15/11)
	5	COOKE, Malik at Elon (11/15/11)

2011-12 South Carolina Basketball
 South Carolina Opponent High/Low Analysis (as of Feb 24, 2012)
 All games

OPPONENT INDIVIDUAL GAME HIGHS

Points	30		Thomas, Deshaun vs Ohio State (12/17/11)
	28		Jones, Maurice vs Southern Cal (11/26/11)
	27		YOUNG, BJ at Arkansas (02-11-12)
	24		Boynton, Kenny at Florida (2/2/12)
	22		Davis, Anthony vs Kentucky (2/4/12)
	22		Sullivan, Frankie at Auburn (01/21/12)
	22		JOYNER, Terrence vs Miss. Valley State (11/22/11)
Field Goals Made	13		Thomas, Deshaun vs Ohio State (12/17/11)
	9		Davis, Anthony vs Kentucky (2/4/12)
	9		Jones, Maurice vs Southern Cal (11/26/11)
Field Goal Att.	16		Thomas, Deshaun vs Ohio State (12/17/11)
	15		YOUNG, BJ at Arkansas (02-11-12)
	15		Gabriel, Kenny at Auburn (01/21/12)
	15		Sullivan, Frankie at Auburn (01/21/12)
	15		Jones, Maurice vs Southern Cal (11/26/11)
	15		John Henson vs NC (11/25/11)
FG Pct (min 5 made)	1.000	(6-6)	Yeguete, Will vs Florida (1/14/12)
	.900	(9-10)	Davis, Anthony vs Kentucky (2/4/12)
3-Point FG Made	7		Jones, Maurice vs Southern Cal (11/26/11)
	5		P.J. Hairston vs NC (11/25/11)
3-Point FG Att.	11		Sullivan, Frankie at Auburn (01/21/12)
	10		GILTNER, Kevin vs Wofford (12/28/11)
3-Pt FG Pct (min 2 made)	1.000	(7-7)	Jones, Maurice vs Southern Cal (11/26/11)
	1.000	(3-3)	Lamb, Doron vs Kentucky (2/4/12)
	1.000	(3-3)	HENTON, LaDontae vs Providence College (12/1/11)
	1.000	(2-2)	Brantley, Sherrard vs Georgia (2/15/12)
	1.000	(2-2)	ODOM, Rod vs Vanderbilt (1/10/12)
Free Throws Made	10		COLEMAN, Gerard vs Providence College (12/1/11)
	8		EZELI, Festus at Vanderbilt (2/22/12)
	8		HAMILTON, Justin vs LSU (2/18/12)
	8		YOUNG, BJ at Arkansas (02-11-12)
	8		Boynton, Kenny at Florida (2/2/12)
Free Throw Att.	13		Holloway, Murphy at Ole Miss (01/28/12)
	13		COLEMAN, Gerard vs Providence College (12/1/11)
FT Pct (min 3 made)	1.000	(8-8)	EZELI, Festus at Vanderbilt (2/22/12)
	1.000	(8-8)	HAMILTON, Justin vs LSU (2/18/12)
	1.000	(8-8)	YOUNG, BJ at Arkansas (02-11-12)
	1.000	(7-7)	Golden, Trae at Tennessee (02/08/12)
	1.000	(6-6)	JENKINS, John at Vanderbilt (2/22/12)
	1.000	(6-6)	McBee, Skylar at Tennessee (02/08/12)
	1.000	(6-6)	Henry, Terrance at Ole Miss (01/28/12)
	1.000	(6-6)	Sullivan, Frankie at Auburn (01/21/12)
	1.000	(6-6)	TROUTMAN, Lucas at Elon (11/15/11)
	1.000	(5-5)	Buford, William vs Ohio State (12/17/11)
	1.000	(5-5)	COTTON, Bryce vs Providence College (12/1/11)
	1.000	(4-4)	Murphy, Erik vs Florida (1/14/12)
	1.000	(4-4)	GOULBOURNE, Lance vs Vanderbilt (1/10/12)
	1.000	(4-4)	Smith Jr., Lenzelle vs Ohio State (12/17/11)
	1.000	(4-4)	JONES, Falando vs Miss. Valley State (11/22/11)
	1.000	(3-3)	Lamb, Doron vs Kentucky (2/4/12)
	1.000	(3-3)	HENTON, LaDontae vs Providence College (12/1/11)
	1.000	(3-3)	DEDMON, D vs Southern Cal (11/26/11)
Rebounds	11		Beal, Bradley at Florida (2/2/12)

	11	Holloway, Murphy at Ole Miss (01/28/12)
Assists	14	Kendall Marshall vs NC (11/25/11)
	9	TINSLEY, Brad vs Vanderbilt (1/10/12)
Steals	6	Kendall Marshall vs NC (11/25/11)
	4	NOBLES, Julysses at Arkansas (02-11-12)
	4	MAXEY, Jodd vs USC Upstate (12/31/11)
Blocked Shots	8	Davis, Anthony vs Kentucky (2/4/12)
	7	Davis, Anthony at Kentucky (01/07/12)
	7	DIXON, Bilal vs Providence College (12/1/11)
Turnovers	7	Henry, Terrance at Ole Miss (01/28/12)
	6	WASHINGTON, Eric vs Presbyterian (12/13/11)
Fouls	5	TURNER, Ralston vs LSU (2/18/12)
	5	EZELI, Festus vs Vanderbilt (1/10/12)
	5	MAXEY, Jodd vs USC Upstate (12/31/11)
	5	COLEMAN, Al'Lonzo vs Presbyterian (12/13/11)
	5	Hall, Rod at Clemson (12/4/11)
	5	JOYNER, Terrence vs Miss. Valley State (11/22/11)
	5	JONES, Falando vs Miss. Valley State (11/22/11)
	5	THORNTON, Kellen vs Tennessee State (11/20/11)
	5	EDOMWONYI, Egheosa at Elon (11/15/11)
	5	KING, Tawaski vs Western Carolina (11/11/11)