



2014-15

# SOUTH CAROLINA WOMEN'S BASKETBALL

Assoc. Media Relations Dir.: Diana Koval | Office: 803.777.7977 | Cell: 314.369.6050 | Email: dkoval@mailbox.sc.edu  
Website: www.GamecocksOnline.com | Twitter: @GamecockWBB | Instagram: @GamecockWBB



## 2015 NCAA Tournament Greensboro Regional • March 27/29



### Game Information

**Date:** Sunday, March 29, 2015 | Noon  
**Site:** Greensboro, N.C.  
**Arena:** Greensboro Coliseum  
**Broadcast:** ESPN (Pam Ward, ppx; Carolyn Peck, analyst; Maria Taylor, sideline)  
**Radio:** 107.5 The Game (Brad Muller); Westwood One (Craig Way, ppx; Brenda VanLengen, analyst)  
**Live Stats:** GamecocksOnline.com

### South Carolina Gamecocks 33-2, 15-1 SEC



VS.



### Florida State Seminoles 32-4, 14-2 ACC

**Ranking:** 3/4 (AP/Coaches)  
**Head Coach:** Dawn Staley  
**Record at SC:** 154-73 (7th)  
**Career Rec.:** 326-153 (15th)

**Series History:** SC leads 16-2  
**Neutral Site:** Tied 1-1  
**In Columbia:** SC leads 7-1  
**In Tallahassee:** SC leads 8-0  
**Current Streak:** FSU last one

**Ranking:** 7/7  
**Coach:** Sue Semrau  
**Rec. at FSU:** 348-217 (18th)  
**Career Rec.:** Same

**Top Scorer:** Mitchell (14.3 ppg)  
**Top Reb.:** Coates (8.0 rpg)

**Top Scorer:** Bulgak (12.4 ppg)  
**Top Reb.:** Bulgak (9.6 rpg)

### 2014-15 Schedule

Nov. 15	Southern California (SECN+)	W, 70-61
Nov 20	Clemson (SECN)	W, 99-41
Nov. 23	San Diego State (SECN+)	W, 89-38
<i>Junkanoo Jam (Lucaya Division) • Freeport, Bahamas</i>		
Nov. 27	vs. Wisconsin	W, 67-44
Nov. 28	vs. #22/22 Syracuse	W, 67-63
Dec. 1	NC Central (SECN+)	W, 90-26
Dec. 4	Charlotte (SECN)	W, 82-61
Dec. 7	at #9/8 Duke (ESPN2)	W, 51-50
Dec. 14	Savannah State (SECN+)	W, 111-49
Dec. 17	at Hampton	W, 69-49
<i>Subway Classic • Minneapolis, Minn.</i>		
Dec. 20	vs. Central Michigan	W, 80-45
Dec. 21	vs. Liberty	W, 84-44
Jan. 2	Auburn* (SECN)	W, 77-58
Jan. 4	at LSU* (ESPN2)	W, 75-51
Jan. 8	at Alabama* (SECN+)	W, 102-59
Jan. 11	#10/11 Kentucky* (ESPN2)	W, 68-60
Jan. 15	at Missouri* (SECN)	W, 60-49
Jan. 19	at Florida* (SECN)	W, 77-42
Jan. 26	#12/10 Texas A&M* (ESPN2)	W, 79-61
Jan. 29	Alabama* (SECN+)	W, 85-54
Feb. 1	at Ole Miss* (ESPN2)	W, 77-59
Feb. 5	at #22/21 Georgia* (SECN)	W, 58-35
Feb. 9	at #2/2 Connecticut (ESPN2)	L, 62-87
Feb. 12	LSU* (FSN)	W, 86-62
Feb. 15	Vanderbilt* (ESPN2)	W, 89-59
Feb. 19	at Arkansas* (SECN)	W, 73-56
Feb. 23	#6/6 Tennessee* (ESPN2)	W, 71-66
Feb. 26	#11/13 Mississippi State* (FSN)	W, 69-50
Mar. 1	at #13/15 Kentucky* (ESPN2)	L, 56-67
<i>SEC Tournament • North Little Rock, Ark.</i>		
Mar. 6	Arkansas (SECN)	W, 58-36
Mar. 7	LSU (ESPN2)	W, 74-54
Mar. 8	#5/5 Tennessee (ESPN)	W, 62-46
<i>NCAA Tournament • Columbia, S.C.</i>		
Mar. 20	Savannah State (ESPN2)	W, 81-48
Mar. 22	Syracuse (ESPN)	W, 97-68
<i>NCAA Tournament • Greensboro, N.C.</i>		
Mar. 27	#15/12 North Carolina (ESPN)	W, 67-65
Mar. 29	#7/7 Florida State (ESPN)	Noon

\* indicates SEC game

### South Carolina Notables

- South Carolina is in its 41st season of women's basketball. It is the program's 24th season in the SEC and the seventh under head coach Dawn Staley. The back-to-back SEC champion has won at least 25 games in each of the last four seasons, including a school-record 33 this season, and played in the last four NCAA Tournaments, including three trips to the Sweet 16 (2012, 2014, 2015) and one to the Elite Eight (2015). The Gamecocks have spent 30 straight weeks ranked in the AP top 10, highlighted by 12 weeks at No. 1 this season.
- The Gamecocks are built as a reflection of the way head coach Dawn Staley approaches every opponent – find the head to cut off so that the rest of the body struggles. Instead, Staley's team repeatedly proves that limiting one Gamecock only allows another to thrive. Team chemistry and firm grasp of sacrifice for the greater good allow those having an off night to cede their time to a teammate, and the North Carolina game was a prime example of that as junior Tina Roy took the reins from starting point guard Khadijah Sessions, guiding the Gamecocks on offense while hitting four 3s in a 5:00 span that kept the Tar Heels at bay. When UNC, clinging to a three-point lead, kept Tiffany Mitchell from getting off a shot in the final 90 seconds, senior Olivia Gaines confidently took one that tied the game and set the stage for the win.
- South Carolina's offense ranks 14th in the nation with 76.1 points per game and fourth in field goal percentage at .482. Both are the highest numbers of the Staley era, and the Gamecocks have shot 40.0 percent or better 28 times in 35 games this season, including 16 games of at least 50.0 percent accuracy.
- Consistently one of the top defensive team in the nation, South Carolina is eighth in the country in scoring defense, allowing 53.2 points per game while holding opponents to just 34.5 percent shooting (sixth in the nation). Just four opponents have scored more than 65 points and 15 failed to surpass 50 points. The Gamecocks have limited an opponent to less than 30.0 percent shooting eight times.
- South Carolina's bench is among the most productive in the nation, accounting for 48.6 percent of the team's 76.1 points per game (37.0 ppg).
- The Gamecocks are 12th in the nation with an SEC-best 16.8 assists per game, a number that rises to 17.1 in postseason play. In face six Gamecocks average at least 2.0 assists per game over the last six outings.
- South Carolina has out-rebounded its opponent 31 times this season with a 30-1 record in those games, including all six postseason contests and 15 SEC regular-season outings (tied at Kentucky, Mar. 1).
- The Gamecocks are 9-2 against ranked opponents this season, the most such wins in program history, and the wins have come largely on the backs of South Carolina's veterans. Senior Aleighsa Welch averages 9.8 points and 8.5 rebounds against ranked opponents, compared to 8.8 points and 5.4 rebounds the rest of the season. Similarly, junior Tiffany Mitchell's scoring average is 15.4 against ranked teams compared to 13.8 in the other 24 games this season.















### Tale of the Tape

FSU	SC
32-4	Overall Record ..... 33-2
14-2	Conference Record ..... 15-1
14-0	Home Record ..... 16-0
9-2	Away Record ..... 9-2
9-2	Neutral Record ..... 8-0
75.6	Points Per Game ..... 76.1
56.7	Opp. Points Per Game ..... 53.2
.451	Field Goal %age ..... .482
.368	Opp. Field Goal %age ..... .345
.351	3-Pt. Field Goal %age ..... .353
.287	Opp. 3-Pt. Field Goal %age ..... .280
.650	Free Throw %age ..... .680
12.7	FTs Made Per Game ..... 14.5
15.9	Assists Per Game ..... 16.8
+2.7	Turnover Margin ..... +2.0
43.8	Rebounds Per Game ..... 41.7
+12.5	Rebounding Margin ..... +10.1
9.1	Steals Per Game ..... 8.6
3.7	Blocked Shots Per Game ..... 6.3

one.

Prior to each season, head coach Dawn Staley chooses a theme for her team to play under. This season's is "one." With such lofty expectations this season, Staley believed it was important for her team to focus on the collective instead of any individual, knowing that to thrive in pressure situations, each student-athlete may have to sacrifice a piece of herself for the sake of the team. As the logo shows, this season is about "one team, one voice, one family, one goal, one history, one tradition, one drive, one Gamecock Nation."

# 2014-15 South Carolina Media Roster

<b>0</b>		<b>India Farmer</b> 6-0 • So. • Forward • N. Myrtle Beach, S.C.	<b>PPG</b> 0.3 <b>RPG</b> 0.5 <b>APG</b> 0.0 <b>FG%</b> .000 <b>FT%</b> .667	<b>LAST GAME:</b> 1 min vs. Syracuse <b>NOTABLE:</b> Seen action in 16 games this season, including five SEC and three postseason games ... great team player ... works hard with good attitude.	<b>Career Highs</b> <b>Pts:</b> 3, 2x, vs. Alabama, 1/19/14 <b>Reb:</b> 3 vs. NC Central, 12/2/13 <b>Ast:</b> — <b>Stl:</b> 1 at Florida, 1/19/15
<b>1</b>		<b>Bianca Cuevas</b> 5-6 • Fr. • Guard • Bronx, N.Y. <i>kway-VAAS</i>	<b>PPG</b> 5.6 <b>RPG</b> 1.3 <b>APG</b> 1.7 <b>FG%</b> .371 <b>FT%</b> .778	<b>LAST GAME:</b> 2 pts, 1 asst, 1 reb vs. UNC <b>NOTABLE:</b> Cat-quick, crafty guard learning point guard position ... 5.0 ppg and 2.2 apg in postseason (6 gms) ... 10+ points 8 times ... 5+ assists 5 times, team-high assists 7 times.	<b>Career Highs</b> <b>Pts:</b> 21 at Ole Miss, 2/1/15 <b>Reb:</b> 4, 3x, at Georgia, 2/5/15 <b>A:</b> 5, 5x, vs. Savannah St., 3/20/15 <b>Stl:</b> 4, 2x, vs. Sav. St., 12/14/14
<b>2</b>		<b>Olivia Gaines</b> 5-7 • Sr. • Guard • Chester, S.C.	<b>PPG</b> 1.6 <b>RPG</b> 1.1 <b>APG</b> 0.9 <b>FG%</b> .389 <b>FT%</b> .667	<b>LAST GAME:</b> 63 pts, 3 rebs, 2 assts vs. UNC <b>NOTABLE:</b> Key defensive stopper ... constantly delivers when number is called ... tied UNC game with off-balance 3 with 1:01 to play ... keyed comeback against LSU in SEC Tourn. semifinal.	<b>Career Highs</b> <b>Pts:</b> 9 vs. Mississippi St., 2/26/15 <b>Reb:</b> 5, 2x, vs. Clemson, 11/20/14 <b>Ast:</b> 5 vs. Chas. Sthrn., 11/8/13 <b>Min:</b> 23 vs. Alabama, 1/19/14
<b>3</b>		<b>Kaydra Duckett</b> 5-8 • Fr. • Guard • Columbia, S.C. <i>KAY-druh DUCK-it</i>	<b>PPG</b> 0.2 <b>RPG</b> 0.6 <b>APG</b> 0.2 <b>FG%</b> .077 <b>FT%</b> .500	<b>LAST GAME:</b> 3 min vs. Syracuse <b>NOTABLE:</b> Has played in 20 games, including nine SEC and 3 postseason ... 1st career points vs. NCCU ... rated 3A South Carolina player of the year ... won two state titles (2012, 2014).	<b>Career Highs</b> <b>Pts:</b> 2, 2x, vs. Sav. St., 12/14/14 <b>Reb:</b> 4 vs. Savannah St., 12/14/14 <b>Ast:</b> 1, 2x, vs. Sav. St., 12/14/14 <b>Stl:</b> 1, 4x, vs. Sav. St., 3/20/15
<b>5</b>		<b>Khadijah Sessions</b> 5-8 • Jr. • Guard • Myrtle Beach, S.C. <i>kuh-DEE-zhub SESH-uns</i>	<b>PPG</b> 4.5 <b>RPG</b> 2.5 <b>APG</b> 2.9 <b>FG%</b> .400 <b>FT%</b> .532	<b>LAST GAME:</b> 2 assts, 3 rebs vs. UNC <b>NOTABLE:</b> Setting great defensive tone ... 10th in SEC in assists, 11th in steals (1.8) ... 11 games of 4+ assists ... shooting 45.0% in postseason, 4-of-9 (.444) from 3-point range.	<b>Career Highs</b> <b>Pts:</b> 19 vs. Auburn, 2/3/13 <b>Reb:</b> 6 vs. Clemson, 11/20/14 <b>Ast:</b> 8 vs. NC Central, 12/1/14 <b>Stl:</b> 4, 9x, at Arkansas, 2/19/15
<b>15</b>		<b>Tiffany Davis</b> 5-7 • So. • Guard • Houston, Texas	<b>PPG</b> 1.4 <b>RPG</b> 1.1 <b>APG</b> 0.4 <b>FG%</b> .375 <b>FT%</b> .667	<b>LAST GAME:</b> 3 pts in 2 min vs. Syracuse <b>NOTABLE:</b> Played in 16 games ... continues to learn how to run offense efficiently.	<b>Career Highs</b> <b>Pts:</b> 11 vs. Ole Miss, 1/30/14 <b>Reb:</b> 6 at Arkansas, 1/2/14 <b>Ast:</b> 3, 4x, vs. SC State, 12/22/13 <b>Stl:</b> 5 vs. Elon, 11/9/12
<b>22</b>		<b>A'ja Wilson</b> 6-5 • Fr. • Guard/Forward • Hopkins, S.C. <i>A-zhub</i>	<b>PPG</b> 13.0 <b>RPG</b> 6.6 <b>BPG</b> 1.7 <b>FG%</b> .532 <b>FT%</b> .654	<b>LAST GM:</b> 4 pts, 2 rebs, 2 blks vs. UNC <b>NOTABLE:</b> SEC Fr. of the Year ... scored 10+ 27 times, 5 double-doubles ... team-high pts 14 times ... Top 12 in SEC in ppg and rpg ... Wooden Award final ballot.	<b>Career Highs</b> <b>Pts:</b> 26 vs. LSU, 2/12/15 <b>Reb:</b> 19 at Kentucky, 3/1/15 <b>Blks:</b> 6 at Kentucky, 3/1/15 <b>Stl:</b> 3, 4x, vs. C. Mich., 12/20/14
<b>23</b>		<b>Tina Roy</b> 5-11 • Junior • Guard • Kaplan, La.	<b>PPG</b> 4.7 <b>RPG</b> 1.9 <b>APG</b> 2.2 <b>FG%</b> .393 <b>FT%</b> .400	<b>LAST GAME:</b> 12 pts, 5 rebs vs. North Carolina <b>NOTABLE:</b> Team-high 43.1 percent from 3 in SEC play ... 8 games of 4+ assists ... hit four 3s in 5:00 stretch of 2nd half to hold off UNC ... Avg. 6.3 points and 3.7 assists in SEC Tournament.	<b>Career Highs</b> <b>Pts:</b> 15, 2x, last vs. LSU 3/7/15 <b>Reb:</b> 8 at Miss. State, 2/6/14 <b>Ast:</b> 10 vs. Sav. State, 12/14/14 <b>Stl:</b> 3 vs. Southern Cal, 11/15/14
<b>24</b>		<b>Aleighsa Welch</b> 6-0 • Sr. • Forward • Goose Creek, S.C. <i>uh-LEE-sub</i>	<b>PPG</b> 9.1 <b>RPG</b> 6.4 <b>BPG</b> 1.1 <b>FG%</b> .566 <b>FT%</b> .423	<b>LAST GM:</b> 5 pts, 7 rebs, 2 assts, 1 blk vs. UNC <b>NOTABLE:</b> SEC Scholar-Athlete of the Year ... SEC 14th in rebs, 6th in blocks ... 4 dbl-dbls last 13 gms ... 13th in career points ... SEC Tourn MVP with 10.3 ppg, 7.3 rpg ... 3-time captain.	<b>Career Highs</b> <b>Pts:</b> 23 vs. UNC, 12/18/13 <b>Reb:</b> 17 vs. CoFC, 11/14/13 <b>Ast:</b> 5, 2x, last vs. LSU, 2/12/15 <b>Blk:</b> 5, 2x, at Kentucky, 2/20/14
<b>25</b>		<b>Tiffany Mitchell</b> 5-9 • Jr. • Guard • Charlotte, N.C.	<b>PPG</b> 14.3 <b>RPG</b> 3.0 <b>APG</b> 2.9 <b>FG%</b> .499 <b>FT%</b> .839	<b>LAST GAME:</b> 18 pts, 5 assts 3 rebs vs. UNC <b>NOTABLE:</b> SEC Player of the Year ... SEC top 10 in pts, FG%, FT% ... 10+ pts 28 gms, team-high pts 16 gms ... scored game winner vs. UNC ... Staley, Wade, Naismith and Wooden Finalist.	<b>Career Highs</b> <b>Pts:</b> 25 vs. Georgia, 2/27/14 <b>Reb:</b> 11, 5x, at Arkansas, 1/2/14 <b>Ast:</b> 9 at SDSU, 11/23/13 <b>Stl:</b> 7 vs. NC Central, 12/1/14
<b>31</b>		<b>Asia Dozier</b> 6-0 • Jr. • Guard/Forward • Columbia, S.C. <i>DOE-zbur</i>	<b>PPG</b> 4.1 <b>RPG</b> 1.0 <b>APG</b> 1.8 <b>FG%</b> .420 <b>FT%</b> .667	<b>LAST GAME:</b> 3 pts, 3 assts, 2 stls vs. UNC <b>NOTABLE:</b> 10+ points 4 times ... 4+ assists 6 times ... shooting 63.2% in postseason, 6-of-11 from 3-point range ... tied career high with 4 3s vs. Syracuse ... team captain.	<b>Career Highs</b> <b>Pts:</b> 16, 2x, at SDSU, 11/23/13 <b>Reb:</b> 10 vs. Elon, 11/9/12 <b>Ast:</b> 6, 2x, vs. Georgia, 3/7/14 <b>Stl:</b> 2, 8x, vs. LSU 3/7/15
<b>33</b>		<b>Elem Ibiam</b> 6-4 • Sr. • Center • Fayetteville, Ga. <i>ELL-um IB-ee-um</i>	<b>PPG</b> 6.3 <b>RPG</b> 3.9 <b>BPG</b> 1.0 <b>FG%</b> .563 <b>FT%</b> .717	<b>LAST GAME:</b> 2 pts, 2 rebs, 1 blk vs. UNC <b>NOTABLE:</b> 2nd in career blocks (164), 13 shy of record ... 13th in SEC in blocks ... 10+ pts in 8 games ... Avg. 2.3 blocks per SEC Tournament games ... two-time team captain.	<b>Career Highs</b> <b>Pts:</b> 21 vs. Sav. St., 12/14/14 <b>Reb:</b> 12, 2x, vs. CMU, 12/20/14 <b>Blk:</b> 7 at Miss. State, 2/6/14 <b>Min:</b> 34 at Texas A&M, 1/16/14
<b>40</b>		<b>Jatarie White</b> 6-4 • Fr. • Forward • Charlotte, N.C. <i>juh-TAR-ee</i>	<b>PPG</b> 2.5 <b>RPG</b> 2.2 <b>BPG</b> 0.3 <b>FG%</b> .408 <b>FT%</b> .643	<b>LAST GAME:</b> 1 reb, 2 stls, 1 asst vs. Syracuse <b>NOTABLE:</b> Missed 12 games due to illness (3) and foot injury (9) ... returned w/ great outing at Georgia ... brings great energy, different look to post play ... WBCA, McDonald's All-America.	<b>Career Highs</b> <b>Pts:</b> 11 vs. Clemson, 11/20/14 <b>Reb:</b> 7 at Georgia, 2/5/15 <b>Blk:</b> 2 at Georgia, 2/5/15 <b>Stl:</b> 2 vs. Syracuse, 3/22/15
<b>41</b>		<b>Alaina Coates</b> 6-4 • So. • Center • Irmo, S.C. <i>uh-LAY-nuh COATS</i>	<b>PPG</b> 11.0 <b>RPG</b> 8.0 <b>BPG</b> 1.4 <b>FG%</b> .547 <b>FT%</b> .728	<b>LAST GM:</b> 18 pts, 10 rebs, 1 blk vs. UNC <b>NOTABLE:</b> 20th in SEC in pts, 3rd in rebs, 4th in blocks ... 12 dbl-dbls ... 10+ pts 21 times ... 10+ rebs 14 times ... top ppg (14.7) and rpg (7.0) in NCAA ... SEC All-Tourn. ... 2nd-Tm All-SEC.	<b>Career Highs</b> <b>Pts:</b> 24, 2x, vs. Ole Miss, 1/30/14 <b>Reb:</b> 17 vs. Kentucky, 1/9/14 <b>Blk:</b> 5, 3x, vs. Alabama, 1/29/15 <b>Min:</b> 30 vs. Sthrn. Cal, 11/15/14

**Starter**

**Reserve**

## Quick Facts

### The University

**Location:** Columbia, S.C.  
**Founded:** 1801  
**Enrollment:** 31,964  
**Colors:** Garnet (PMS 202C) and Black  
**Nickname:** Gamecocks  
**Conference:** Southeastern  
**President:** Dr. Harris Pastides  
**Athletics Director:** Ray Tanner  
**Facility:** Colonial Life Arena (18,000)

### Coaching Staff

**Head Coach:** Dawn Staley  
**Alma Mater:** Virginia, 1992  
**Overall Record:** 326-153 (15th season)  
**School Record:** 154-73 (7th season)  
**Assoc. Head Coach (Alma Mater):**  
 Lisa Boyer (Ithaca, 1979)  
**Assistant Coaches (Alma Mater):**  
 Nikki McCray-Penson (Tennessee, 1995)  
 Darius Taylor (Michigan, 2000)

### Team Information

**2013-14 Record:** 29-5  
 Home: 16-0 Away: 10-2 Neutral: 3-3  
**SEC Record (Finish):** 14-2 (1st)  
 Home: 8-0 Away: 6-2  
**Letterwinners Returning/Lost:** 10/2  
**Starters Returning/Lost:** 5/0

### Program History

**First Year of Women's Basketball:** 1974-75  
**All-Time Record:** 734-502 (41st season)  
**All-Time SEC Record:** 131-200 (23rd season)  
**NCAA Appearances (Last):** 12 (2015)  
**NCAA Tournament Record:** 16-11  
**2014 NCAA Result:** L, 58-65, North Carolina,  
 Palo Alto, Calif, 3/30/14, Sweet 16  
**WNIT Appearances (Last):** 4 (2011)  
**WNIT Record:** 3-4

### Media Relations

**Women's Basketball Contact:** Diana Koval  
**Office:** 803.777.7977  
**Cell:** 314.369.6050  
**Email:** dkoval@mailbox.sc.edu  
**Press Row Phone:** 803.777.6182  
**Athletics Department on the Web**  
**Website:** GamecocksOnline.com  
**Twitter:** @GamecocksOnline  
**Instagram:** @GamecocksOnline  
**Facebook:** Facebook.com/GamecocksOnline  
**YouTube:** YouTube.com/GamecocksOnline  
**Women's Basketball on Twitter**  
**Team:** @GamecockWBB  
**Head Coach:** @DawnStaley

## Current Gamecock Streaks

	Total	Home	Road	Neut.
Overall	W6	W34	L1	W8
SEC	L1	W18	L1	—
Non-Conference	W6	W18	L1	W8
Ranked Teams	W2	W5	L2	W3

## A South Carolina Win Would...

- Put the Gamecocks into the NCAA Final Four for the first time in school history.
- Make the Gamecocks 3-1 in NCAA Tournament games played in the state of North Carolina (1-1 in Raleigh in 2002).
- Be the Gamecocks' first in NCAA Tournament play against a team from the state of Florida.

## By the Numbers

- Gamecock ever to be a finalist for all three national player of the year awards – Tiffany Mitchell
- Games this season in which South Carolina has attempted fewer than 10 free throws (9 vs. Central Michigan, Dec. 20; 9 vs. Tennessee, Mar. 8)
- Games this season in which the Gamecocks have been out-rebounded – both in non-conference action – there has been one tie on the glass (at Kentucky, Mar. 1)
- Freshman season records held by A'ja Wilson – free throws made (123) and free throw attempts (188) – both previously held by Alaina Coates
- Teams in the nation to rank among the top 25 in both scoring offense and defense, including South Carolina, which is 14th in offense (76.1 ppg) and eighth in defense (53.2)
- Games this season in which the Gamecocks have been out-scored in the paint, during which they are 2-1
- Double-doubles by senior forward Aleighsa Welch in the last 13 games, including two of six postseason outings
- Made 3s per game by the Gamecocks this season, the most of the Staley era
- Gamecocks who average at least 2.0 assists per postseason game
- Repeat SEC Players of the Year in league history after Tiffany Mitchell joined the group this season
- Wins against ranked opponents this season, the most in school history
- Statistical categories in which the Gamecocks lead the SEC
- Games in which South Carolina has assisted on at least 2/3 of its field goals, including two of four NCAA Tournament games
- Double-doubles by Alaina Coates this season, including five in SEC play
- Games in which the Gamecocks have shot at least 50.0 percent from the field, including three postseason contests
- Games in which the Gamecocks have scored at least half their points in the paint, including eight of at least 60.0 percent
- Games in which South Carolina's bench has tied or out-scored its starters, including 11 SEC contests
- Games out of the 68 in her career in which Alaina Coates has pulled down double-figure rebounds, during which the Gamecocks are 24-1, including a 14-0 mark this season
- Points per game in the paint by South Carolina, compared to 21.8 by its opponents (+17.1)
- Times this season a Gamecock has played 30 or more minutes in a game, compared to 71 times last season
- Percent of their own missed shots rebounded by the Gamecocks, best in the SEC
- Percent of the Gamecocks' scoring that comes from the bench
- Percent of Gamecock field goals that have been assisted
- Points per game by South Carolina, the highest scoring average of the Staley era and fourth-highest in program history

## Florida State Series Notes

The Gamecocks are 16-2 all-time against Florida State as the two programs shared time in the Metro Conference in the late 1980s. The last meeting came in South Carolina's final game in the conference as the Seminoles edged out the top-seeded Gamecocks 54-53 in the Metro Tournament championship game on March 6, 1991. It was Florida State's second win in three meetings with South Carolina that season after previously going 0-15 against the Gamecocks.

## Five-Second Count

South Carolina continued its constant growth under head coach Dawn Staley, increasing their overall and SEC win totals for the sixth-straight season. The Gamecocks repeated as SEC regular-season champions, sharing the

## Gamecocks in the Rankings

(SEC thru games of 3/27; NCAA thru 3/26)

Team	SEC	NCAA	Actual
Scoring Offense	1	14	76.1
Scoring Defense	1	8	53.2
Scoring Margin	1	2	+22.8
Field Goal Percentage	1	4	.482
Field Goal %age Def.	1	6	.345
3-Point FG %age	1	48	.353
3-Point FG %age Def.	5	25	.280
3-Point FG Made/Gm.	3	185	4.9
Free Throw Percentage	5	200	.680
Rebounding Offense	2	—	41.7
Rebounding Defense	2	—	31.7
Rebounding Margin	1	9	+10.1
Assists	1	12	16.8
Steals	10	91	8.6
Turnover Margin	7	82	+2.0
Turnovers	—	70	14.4
Assist-to-Turnover Ratio	1	20	1.2
Blocked Shots	1	6	6.3
Home Attendance Avg.	1	1	12,293

Alaina Coates	SEC	NCAA	Actual
Scoring	20	—	11.0
Rebounding	3	128	8.0
FT Percentage	8	—	.728
Blocks	4	122	1.4
Off. Rebounds	9	—	2.8
Double-Doubles	T-2	—	12

Elem Ibiam	SEC	NCAA	Actual
Blocks	13	—	1.0

Tiffany Mitchell	SEC	NCAA	Actual
Scoring	7	228	14.3
FG Percentage	2	52	.499
FT Percentage	3	42	.839
3-Pt FG Made	12	—	1.6
Assists	11	—	2.9
Steals	10	181	1.8

Khadijah Sessions	SEC	NCAA	Actual
Assists	10	—	2.9
Steals	11	196	1.8

Aleighsa Welch	SEC	NCAA	Actual
Rebounding	14	—	6.4
Blocks	6	221	1.1
Off. Rebounds	10	—	2.8

A'ja Wilson	SEC	NCAA	Actual
Scoring	12	—	13.0
Rebounding	12	—	6.6
Blocks	2	81	1.7

## 2014-15 Double-Doubles

### Alaina Coates (12)

11/15	Southern Cal	18 pts/13 rebs
11/20	Clemson	12 pts/10 rebs
12/4	Charlotte	15 pts/13 rebs
12/14	Savannah State	20 pts/10 rebs
12/17	at Hampton	12 pts/13 rebs
12/20	vs. Central Michigan	16 pts/10 rebs
1/2	Auburn	11 pts/14 rebs
1/26	Texas A&M	12 pts/11 rebs
1/29	Alabama	14 pts/10 rebs
2/1	at Ole Miss	10 pts/10 rebs
2/19	at Arkansas	14 pts/11 rebs
3/27	vs. North Carolina	18 pts/10 rebs

### Elem Ibiam (1)

12/20	vs. Central Michigan	10 pts/12 rebs
-------	----------------------	----------------

### Aleighsa Welch (4)

2/9	at Connecticut	17 pts/11 rebs
2/23	Tennessee	19 pts/14 rebs
3/7	vs. LSU	11 pts/10 rebs
3/22	vs. Syracuse	13 pts/10 rebs

### A'ja Wilson (5)

11/28	vs. Syracuse	15 pts/10 rebs
12/21	vs. Liberty	17 pts/10 rebs
1/2	Auburn	12 pts/10 rebs
1/4	at LSU	21 pts/13 rebs
3/1	at Kentucky	16 pts/19 rebs

title with Tennessee, then powered past the Lady Vols to win the program's first SEC Tournament title; and are now in the NCAA Elite Eight for just the second time in program history.

Ranked No. 1 in the nation for 12 weeks, South Carolina is one of just three schools to rank among the nation's top 25 in both scoring offense and defense, coming in 14th in offense (76.1 ppg) and eighth in defense (53.2 ppg). The Gamecocks' scoring average is the best of the Staley era and fourth-highest in program history. Their opponent scoring average is the second-lowest in school history, trailing Staley's 2011-12 team's 51.4.

The success has come from a balance inside and outside play as well as from starters and reserves as the Gamecocks have one of the most productive benches in the nation with the group contributing 48.6 percent of the team's total points.

## NCAA Tournament Tally

South Carolina is in its 12th NCAA Tournament and fourth straight under head coach Dawn Staley, making this season's senior class just the second in program history to play in the NCAA Tournament every season. The last four-year stint came in 1988-91 as part of the Metro Conference.

The Gamecocks are 16-11 overall in the NCAA Tournament with five Sweet 16 and two Elite Eight appearances.

South Carolina earned its second No. 1 seed in as many seasons and will play all of its NCAA Tournament games in the Eastern Time Zone for the first time in the Staley era. In her 15th season as a head coach, Staley has taken a team to the NCAA Tournament nine times. She is 9-9 at the event, including an 8-3 mark at South Carolina.

## Gamecocks Against the Field

South Carolina faced 10 teams that made this season's NCAA Tournament, including two of the three teams that traveled to Columbia. The Gamecocks are now 14-1 against those 10 teams, which includes six SEC foes, prior to the start of the tournament, adding two more wins last weekend. Three of those 10 teams reached the Sweet 16.

South Carolina topped 11th-seeded LSU three times and went 2-0 against No. 2 seed Tennessee and No. 10 seed Arkansas. The Gamecocks' non-conference scheduled featured four games against teams that were in the tournament field – Connecticut, Duke, Savannah State and Syracuse.

## Ranked Readings

South Carolina's nine wins against ranked foes this season is a new program record, topping the eight wins of the 1979-80 squad. In all the Gamecocks have played 11 ranked opponents this season with a 9-2 record against such foes, including a 3-0 mark in neutral-site games. The Gamecocks are 74-218 all-time against ranked teams with a 24-41 record in the Dawn Staley era. Under Staley, South Carolina is 9-16 against ranked opponents at Colonial Life Arena, 9-14 on the road and 6-11 at neutral sites.

Tonight marks this season's sixth game against a top-10 opponent, during which the Gamecocks are 4-1.

## Postseason Powerhouses

A pair of Gamecocks have shown the ability to rise to the challenge in postseason action (SEC and NCAA Tournaments) as Alaina Coates and Aleighsa Welch have lifted their games each of the past two seasons as the Gamecocks played in win-or-go-home games. Juniors Tiffany Mitchell and Tina Roy have also added to their games in postseason action this season.

Coates has dominated both the postseasons for her career. After closing her SEC Freshman of the Year effort averaging 11.0 rebounds over the team's five postseason games in 2014, compared to her season average of 8.4, she has similarly lifted her scoring average this season from 10.6 in the regular season to 12.5 in the last six games.

Welch has a career reputation of playing her best in the most important games of the season. After lifting her rebounding average from 7.6 in the regular season to 8.4 in postseason play as a junior, this season, the senior is scoring 10.2 points per postseason game compared to her regular-season average of 8.9.

Mitchell has excelled at finding her teammates as postseason opponents key on limiting her point production. She is averaging 3.3 assists in postseason play compared to 2.8 in regular-season action.

This season Roy's scoring has increased from 4.5 points per game in the regular season to 5.7 in postseason action. The outside shooter has been mixing it up inside more in the postseason, grabbing 2.5 rebounds per game compared to her 1.8 average in the regular season.

## Poll Prominence

South Carolina is No. 3 in the final regular-season Associated Press poll, after a 12-week run as the No. 1 team. It was the third-longest stretch at the top by a team in the last five seasons (beginning 2010-11). Only four teams have held the top spot in the AP poll during that time – Baylor (39), Connecticut (35) and Stanford (6).

In the last 10 seasons (beginning 2005-06), eight teams have occupied the AP Poll's No. 1 position. South Carolina's 12 weeks in the spot is the fifth-most among

that group – UConn (85), Baylor (39), Tennessee (16) and Duke (14).

The AP's No. 1 ranking on Nov. 24 was a South Carolina program first, besting the No. 2 spot the Gamecocks held for five times in their history – Nov. 17, 2014; Preseason 2014-15; Jan. 2, 1982; Dec. 27, 1981; and Dec. 20, 1981.

## Reading the RPI

With a 31-2 record, including a 16-2 mark outside of Columbia, South Carolina is third in the NCAA RPI released on March 14 behind Notre Dame and Tennessee, respectively. Kentucky rounds out the SEC's top-10 entries at No. 8, and Mississippi State comes in at No. 29.

## SEC Title Talk

In 2013-14, South Carolina became the seventh program to win the SEC regular-season title, and the Gamecocks joined even more elite company by repeating this season. Just four teams have done so, and South Carolina shares the honor with Tennessee (multiple times), Georgia (1996, 1997) and LSU (2005, 2006).

## Rare Company

As just the second sophomore ever to earn SEC Player of the Year honors from the league's coaches last season, junior Tiffany Mitchell became the seventh player to pick up the award twice in her career, joining South Carolina assistant coach Nikki McCray (1994, 1995) among others. Mitchell is the second-straight player to do it after Kentucky's Adia Mathies completed her double in 2012 and 2013, but the first to earn the award outright in consecutive seasons since LSU Seimone Augustus took home the honor in 2005 and 2006.

## New Name, Same Title

South Carolina became just the second team in league history to earn back-to-back SEC Freshman of the Year awards as A'ja Wilson followed in the footsteps of Alaina Coates. Georgia is the only other team to have captured the award in consecutive seasons – 2001 with Christi Thomas and 2002 with Kara Braxton. Wilson and Coates also share the SEC record, with several others, with five SEC Freshman of the Week honors.

## Books and Boards

Senior Aleighsa Welch became the Gamecocks' first ever SEC Scholar-Athlete of the Year this season. The sport and entertainment management major marries her strong GPA with even stronger work on the glass as she is third in school history in total rebounds and holds the career offensive rebounds record.

## SEC Stories

Head coach Dawn Staley has steadily lifted the Gamecocks' national profile by building the Gamecocks into a consistent SEC contender with back-to-back regular-season titles, shirking decades of difficulty in the nation's best women's basketball conference.

In her seventh season at the helm, Staley boasts a 67-43 (.609) SEC regular-season record and has finished outside the league's top five just twice – an unprecedented achievement for a program that had finished INSIDE the top five only two times in the previous 17 seasons. Staley's 67 wins include now four seasons of double-digit league victories – 10-6 in 2012, 11-5 in 2013, an SEC-best 14-2

## Gamecocks in 2014-15 National Polls

Poll	Pre	11/17	11/24	12/1	12/8	12/15	12/22	12/29	1/5	1/12	1/19	1/26	2/2	2/9	2/16	2/23	3/2	3/9	3/17	Final
Associated Press	2	2	1	1	1	1	1	1	1	1	1	1	1	1	2	2	3	3	3	3
Coaches	2	3	2	2	1	1	1	1	1	1	1	1	1	2	2	2	4	4	4	4

in 2014 and this season's 15-1 mark.

Staley's SEC regular-season record includes a 38-18 (.679) mark at home and a 29-25 (.537) slate on the road.

### Conference Climbing

The Gamecocks' 29 regular-season games included 16 in SEC play and 13 non-conference outings, and seven of South Carolina's nine primary contributors showed marked improvement in at least one statistic from non-conference to SEC action.

Two Gamecocks improved their scoring averages – Bianca Cuevas (4.5 to 6.8 ppg) and Khadijah Sessions (4.0 to 4.9 ppg). Those two, along with Tina Roy, have improved field goal percentages to thank for the increase with Cuevas going from 35.9 percent to 6.7, Sessions rising from 31.6 percent to 46.0 and Roy improving from 35.3 percent to 44.3. The latter two made significant leaps from outside the 3-point line – Sessions (23.1 to 33.3%) and Roy (36.1 to 43.1%).

Aleighsa Welch and A'ja Wilson lifted their rebounding averages with Welch going from 5.6 to 6.9 rpg and Wilson rising from 6.5 to 7.4 rpg. Alaina Coates blocked more shots per game – 1.3 to 2.0 bpg. Tiffany Mitchell rounded out the group, lifting her steals per game from 1.9 to 2.0 in SEC action.

### Crunch Time

South Carolina has won all seven of its games this season when the margin is under 10 points in the last five minutes, and the Gamecocks have done so with their primary strengths – Tiffany Mitchell, rebounding and defense.

In those seven games – Southern Cal, vs. #22/22 Syracuse, at #9/8 Duke, #10/11 Kentucky, at Missouri, vs. #6/6 Tennessee and vs. #15/12 North Carolina – Staley trusts in Mitchell's competitive spirit, giving her the ball in late-game situations. The junior has answered the bell, averaging 3.1 points per final five minutes of those games – nearly double the next Gamecock on the list. Behind her fearless attacking of the rim, a majority of her points have come at the free throw line, where she has hit 14-of-17 (.824) attempts during those close-game situations.

In a show of determination, the Gamecocks have also dominated the glass at crunch time, out-rebounding their opponents 6.0 to 4.6 per final five minutes, with Alaina Coates, A'ja Wilson and Aleighsa Welch grabbing the bulk of the boards.

South Carolina's defense has held those opponents to just 20.0 percent shooting and 18.8 percent from outside the arc in that time span. The Gamecocks have lifted their free throw accuracy when they count most, shooting 72.9 percent (35-of-48) from the stripe in the final five minutes of those close games, compared to 67.6 percent (474-of-701) the rest of the season.

### Welch Watch

The program's career record holder in offensive rebounds, senior forward Aleighsa Welch looks to mount an attack on other parts of the Gamecock charts before closing out her career.

Here are a few of the career benchmarks she has a chance to catch:

Category	Current	Chasing	To Go
Points	1,434 (13th)	1,454 (12th)	20
FT Made	328 (T-7th)	333 (6th)	5
FT Att.	541 (5th)	604 (4th)	63
Rebs.	938 (3rd)	1026 (2nd)	88
Off. Rebs	439 (1st)	—	—
Def. Rebs.	499 (3rd)	579 (2nd)	80
Dbl-Dbls.	23 (9th)	25 (8th)	2
Blocks	130 (7th)	133 (6th)	3
Games	135 (1st)	—	—

### Win Any Way

As the Gamecocks' baseball coach a few years ago, South Carolina athletics director Ray Tanner frequently used the phrase "Win Anyway." Women's basketball has put its own twist on the quote. The Gamecocks have lost just twice this season, but the end has not always come by the same means.

Dawn Staley's team has won with both a high-flying offense – posting records of 5-0 when scoring 90+ points, 8-0 when scoring 80-89 points – and a more methodical one, 8-0 when scoring 70-79 points, 11-2 scoring fewer than 70.

The Gamecocks have won both inside – 15-1 when shooting less than 33.3 percent from 3-point range, 14-1 when at least half of points come in the paint – and outside – 18-1 when shooting 33.3 percent or better from 3-point range, 19-1 when less than half of points come in the paint.

South Carolina has seen its top scorer come from both the starting lineup (14-1) and the bench (15-1) – with four games in which a starter and reserve tied for the team high (win vs. Auburn – Welch, Wilson; win vs. Vanderbilt – Mitchell, Wilson; win vs. Syracuse – Mitchell, Wilson; win vs. North Carolina – Mitchell, Coates).

### O. (M.) G.

Despite a career stat line that is relatively unassuming, senior Olivia Gaines has provided her share of dramatics in the Gamecocks' two games that have been decided by a single possession.

In the Gamecocks' first top-10 test of the season, Gaines followed up Tiffany Mitchell's 3-pointer to make it a one-point game with 19 seconds left by ripping the ball way from Rebecca Greenwell as she was double-teamed on the sideline. The savvy guard had the presence of mind to secure the ball and immediately call timeout, letting head coach Dawn Staley draw up the game-winning play.

As South Carolina's season hung on the brink of ending at the hands of North Carolina for the second-straight season, Gaines went to the free throw line with 81 seconds remaining and the Gamecocks down 60-63. The front end of her one-and-one opportunity missed, but she snagged the offensive rebound to keep hope alive. As the ball moved around the perimeter, it found its way back to Gaines, whose off-balance 3 bounced around the rim before falling in to tie the game with 61 seconds to go. Her more recognizable teammates finished off the win, but it was certainly her clutch delivery that bred their confidence.

### Diehard Defenders

While the offense has fluctuated in source and volume, the one standard for the Gamecocks – both this season and throughout head coach Dawn Staley's career – has been their defense. South Carolina is eighth in the nation in scoring defense, allowing 53.2 points per game. On the season, just four opponents scored more than 65 points (87 by UConn, Feb. 9; 66 by Tennessee, Feb. 23; 67 by Kentucky, Mar. 1; 68 by Syracuse, Mar. 22) and 15 failed to meet the 50-point threshold.

In SEC play, South Carolina yielded a league-best 55.5 points per game and limited some of the conference's highest scoring teams well beneath their averages. Kentucky (2nd in the SEC in scoring) scored 72.3 points per game in their 14 games against other SEC teams but averaged just 63.5 in two against the Gamecocks. The league's fourth-best scoring team, Mississippi State posted 65.7 points per game in their other 14 games compared to 50 against South Carolina. In all, five teams failed to get within eight points of their average against other league schools while playing the Gamecocks – Missouri (59.7 - 49), Florida (57.1 - 42) and Georgia (55.9 - 35).

## 2014-15 Awards

### Alaina Coates

All-SEC Second Team (Coaches, AP)  
SEC All-Defensive Team  
SEC All-Tournament Team  
Naismith Trophy Top 50 Watch List  
No. 25 Player in the Nation (espnW)

### Elem Ibiam

SEC Community Service Team

### Tiffany Mitchell

SEC Player of the Year (Coaches, AP)  
All-SEC First Team (Coaches, AP)  
Capital One Academic All-District 4  
Dawn Staley Award Finalist  
All-America (ESPN)  
Wooden Award Final Ballot  
Naismith Trophy Finalist  
Wade Watch Finalist  
WBCA All-Region 3 (two-time)  
No. 4 Player in the Nation (espnW)

### Aleighsa Welch

SEC Scholar-Athlete of the Year  
All-SEC (Coaches - 1st Team; AP - 2nd Team)  
SEC Tournament MVP  
WBCA All-Region 3 (two-time)  
Naismith Trophy Midseason 30  
Wade Watch List  
Wooden Award Preseason Top 30

### A'ja Wilson

SEC Freshman of the Year  
All-SEC First Team (Coaches, AP)  
Wooden Award Final Ballot  
WBCA All-Region 3  
Naismith Trophy Midseason 30  
USBWA National Freshman of the Week (Dec. 1-7)  
5-time SEC Freshman of the Week (Nov. 24-30;  
Dec. 1-7; Dec. 29-Jan. 4; Jan. 26-Feb. 1; Feb. 9-15)

### Dawn Staley

SEC Coach of the Year (two-time)  
Naismith Coach of the Year Finalist (10)  
WBCA Region 3 Coach of the Year (two-time)

### Controlled Caroms

The Gamecocks have also built their success on the glass – an aspect of the game that head coach Dawn Staley preaches as a measure of effort as much as talent. South Carolina ranks ninth in the nation in rebounding margin, out-boarding its opponents by 10.1 per game. The Gamecocks have out-paced their opponent by double-digit rebounds 16 times this season, including eight SEC outings. The rebounding margin has been at least 20 four times – Clemson (+22), Savannah State (+35), at Hampton (+27) and Vanderbilt (+20).

Only two teams – #22/22 Syracuse (Nov. 28) and #9/8 Duke (Dec. 7) – have out-rebounded South Carolina this season. Kentucky (Mar. 1) tied the Gamecocks on the boards.

### Offensive Operation

Head coach Dawn Staley is often thought of as a defensive coach first, but she has helped the Gamecocks increase their offensive production each of the last four seasons. This season's 76.1 scoring average is 14th in the nation and the fourth-highest in program history. If the average remains above 75.0, it would be the first new entry in the program's all-time top five since 1993-94. The increased production has come via the fourth-best

field goal percentage in the nation at .482, which would rank among the program's all-time top five as well.

### Bench Marks

While every competitor wants to be a starter, the Gamecocks have shown that the bench can be a just as productive position. The South Carolina bench has tied or out-scored its starting teammates 20 times this season, including 11 SEC contests and four postseason outings. In fact, the unit has out-scored the entire opposing team five times – Clemson (Nov. 20), San Diego State (Nov. 23), NC Central (Dec. 1) and Florida (Jan. 19). In all, the bench has accounted for 48.6 percent of the Gamecocks' points this season, including 50.6 percent of the offense in SEC games and 49.0 percent in postseason action.

Of the 124 double-figure games turned in this season, 63 of them have come from the bench – A'ja Wilson (27), Alaina Coates (20), Bianca Cuevas (8), Tina Roy (5), Jatarie White (2) and Asia Dozier (1).

### SWAT Team

After shattering the season record for blocked shots last season with 240, South Carolina's 221 this season are just behind that mark. The Gamecocks blocked a school-record 15 shots against Arkansas in the SEC Tournament quarterfinals, and the Gamecocks closed the tournament averaging 8.7 blocks against their three opponents.

The Gamecocks lead the SEC and rank sixth in the nation with 6.3 blocked shots per game. South Carolina has swatted double-digit shots six times, including three SEC games – 10 vs. Southern Cal, 10 vs. Kentucky, 10 at

Georgia, 11 at Arkansas 12 at Kentucky and 15 against Arkansas.

Four Gamecocks rank among the SEC's top 15 blockers, led by freshman A'ja Wilson in second at 1.7 per game, followed closely by sophomore Alaina Coates in fourth at 1.4 per game. Seniors Aleighsa Welch and Elem Ibiam are next in line with Welch swatting 1.1 per game for sixth and Ibiam rejecting 1.0 per game for 13th.

### Paint by Number

South Carolina's inside game is among the most feared in the nation this season as three of the team's top four scorers play primarily in the paint, and its leading scorer – Tiffany Mitchell – can thrive in the lane as well. The Gamecocks have scored at least half of their points in the paint 16 times in 35 games this season, including eight games in which more than 60.0 percent of points came from close range. A season-high 77.5 percent of their 80 points against Central Michigan (Dec. 20) came from the paint.

### Zone Buster

While the Gamecocks are highly regarded for their post play, South Carolina's guards have been effective at capitalizing on what opposing teams are willing to cede in their preferred zone defense – the 3-point shot. The Gamecocks lead the SEC in 3-point field goal percentage, hitting 35.3 percent from outside the arc and have made more than one-third of their outside shots 18 times this season, highlighted by four games of over 50.0 percent shooting. The percentage is just slightly higher than last season's (.347), but after closing 2013-14 averaging 3.9

made 3s per game, South Carolina is third in the SEC with a 4.9 average this season.

Junior Tiffany Mitchell was the primary long-range shooter for most of the season, attempting 3.7 3s per game while shooting 42.0 percent from outside the arc. But junior Tina Roy lifted her long-range production in SEC action, hitting a team-best 43.1 percent in league games. Juniors Asia Dozier and Khadijah Sessions are both rising to the challenge in postseason play, hitting 54.5 percent (6-of-11) and 44.4 percent (4-of-9), respectively.

### Diversified Assets

South Carolina is often lauded for the depth of its talent, and the Gamecocks' improved offensive numbers certainly bear out those accolades – 14th in the nation at 76.1 points per game and fourth in the nation in field goal percentage (.482).

The embarrassment of riches has not upset South Carolina's chemistry but, instead, has strengthened it as each Gamecock plays for the good of the team instead of herself – a message head coach Dawn Staley often equates with USA Basketball's utopian camaraderie and ultimate success.

Two stats that best exemplify the all-for-one mentality of the team are in the assist numbers – 12th in the nation at 16.8 per game – and that only one Gamecock is averaging 10.0 or more shots per game. In fact, on one of the nation's most efficient offensive teams, which features all four of its top scorers shooting over 49.0 percent, just one Gamecock has made the minimum field goals required for individual ranking in field goal percentage – Tiffany Mitchell, 52nd at 49.9.

Here's how those numbers break down.

Name	FGM/gm	FGA/gm	FG%	PPG
Mitchell	5.0	10.1	.499	14.3
Wilson	4.7	8.9	.532	13.0
Coates	3.7	6.7	.547	10.7
Welch	4.1	7.3	.566	9.1
Ibiam	2.5	4.5	.563	6.3

### Far Reaching

South Carolina head coach Dawn Staley enjoys an embarrassment of riches with four players listed at 6'4" or taller. Even more impressive might be the reach of the Gamecocks' top contributors, most with wingspans that exceed their height.

Name	Height	Reach	Diff.
Alaina Coates	6'4"	6'8"	+4"
Elem Ibiam	6'4"	6'8"	+4"
Tiffany Mitchell	5'9"	6'0"	+3"
Aleighsa Welch	6'0"	6'3"	+3"
Asia Dozier	6'0"	6'2"	+2"
A'ja Wilson	6'5"	6'6"	+1"

### Two Grand

Junior guard Tiffany Mitchell joined senior Aleighsa Welch in the 1,000-point club against Liberty (Dec. 21), making it the first time a Gamecock team has had multiple 1,000-point scorers since 2001-02 when Shaunzinski Gortman and Jocelyn Penn both reached that plateau. In program history, there have been nine seasons that featured multiple 1,000-point scorers, including three seasons that saw three Gamecocks who surpassed the benchmark.

### Staley Status Update

While leading the Gamecocks to the best season in program history, South Carolina head coach Dawn Staley has continued to carve out her place as one of the top coaches in the game.

With the Gamecocks' rise to No. 1 in the Associated Press poll this season, Staley joined Baylor's Kim Mulkey as the only women to have played on and coached a No. 1-ranked team. Staley's Virginia team was ranked No. 1

### Team Speciality Stats

South Carolina/Opponent

	Pts. in Paint	Pts. Off TOs	2nd Chance Pts	Fast Break Pts
11/15 USC	32-36	16-22	14-10	4-8
11/20 Clem.	46-16	23-9	31-7	8-2
11/23 SDSU	40-8	3-2	15-9	24-2
11/27 vs. Wisc.	32-10	16-11	10-0	4-4
11/28 vs. Syr.	20-16	11-6	13-17	0-0
12/1 NCCU	58-12	31-7	3-3	34-0
12/4 Char.	46-20	19-15	26-4	10-13
12/7 at Duke	32-24	16-19	11-11	6-4
12/14 Sav. St.	70-26	34-12	24-3	18-6
12/17 at HU	26-14	10-19	17-6	11-4
12/20 vs. CMU	62-28	21-8	21-2	16-0
12/21 vs. LU	40-24	24-8	15-4	12-2
1/2 Aub.	52-24	28-12	16-13	22-8
1/4 at LSU	36-26	14-14	5-13	8-0
1/8 at Ala.	32-24	19-6	17-12	13-0
1/11 Ky.	36-28	9-19	18-4	10-18
1/15 at MU	22-14	10-0	14-4	6-0
1/19 at UF	46-26	20-13	11-12	14-4
1/26 TAMU	44-24	15-15	13-9	14-4
1/29 Ala.	42-22	22-10	20-9	18-4
2/1 at Miss.	36-26	18-11	18-19	8-4
2/5 at Ga.	26-14	10-18	13-8	10-0
2/9 at UC	34-40	7-17	20-10	2-10
2/12 LSU	42-26	29-19	8-16	18-8
2/15 Vandy	50-32	29-18	18-8	21-12
2/19 at Ark.	30-26	13-14	9-13	8-6
2/23 Tenn.	44-30	10-8	21-8	2-5
2/26 MSU	36-16	26-11	12-4	4-2
3/1 at Ky.	24-24	7-19	14-15	0-8
3/6 vs. Ark.	40-6	9-12	14-11	4-2
3/7 vs. LSU	34-16	18-18	11-12	8-0
3/8 vs. Tenn.	34-20	10-9	19-9	6-0
3/20 Sav. St.	56-20	21-13	8-8	16-0
3/22 Syr.	42-18	14-11	14-8	12-8
3/27 vs. UNC	18-26	6-14	13-11	2-6
Averages	38.9-21.8	16.8-12.5	15.0-8.9	10.7-4.4

### Starters vs. Bench Points

	SC Starters	Opp. Starters	SC Bench	Opp. Bench
11/15 USC	55	36	15	25
11/20 Clem.	54	27	45	14
11/23 SDSU	36	17	53	21
11/27 vs. Wisc.	28	37	39	7
11/28 vs. Syr.	37	55	30	8
12/1 NCCU	48	18	42	8
12/4 Char.	41	53	41	8
12/7 at Duke	34	33	17	17
12/14 Sav. St.	51	44	60	5
12/17 at HU	33	48	36	1
12/20 vs. CMU	46	29	34	16
12/21 vs. LU	43	32	41	12
1/2 Aub.	38	20	39	38
1/4 at LSU	28	35	47	16
1/8 at Ala.	47	25	55	34
1/11 Ky.	53	40	15	20
1/15 at MU	37	40	23	9
1/19 at Florida	30	19	47	23
1/26 TAMU	38	53	41	8
1/29 Ala.	37	41	48	13
2/1 at Miss.	34	40	43	19
2/5 at Ga.	25	19	33	16
2/9 at UConn	44	82	18	5
2/12 LSU	37	58	49	4
2/15 Vandy	38	35	51	24
2/19 at Ark.	39	53	34	3
2/23 Tenn.	56	64	15	2
2/26 MSU	40	30	29	20
3/1 at Ky.	28	47	39	20
3/6 vs. Ark.	31	33	27	3
3/7 vs. LSU	28	49	46	4
3/8 vs. Tenn.	53	37	9	17
3/20 Sav. St.	38	38	43	10
3/22 Syr.	46	57	51	11
3/27 vs. UNC	28	49	39	16
Averages	39.1	39.8	37.0	14.1

for a total of 24 weeks spanning her junior and senior seasons. She has led the Gamecocks to 12 weeks in the top spot in the Associated Press poll so far.

Staley also earned an extension from USA Basketball as she was named to an assistant coach to the U.S. Women's National Team through the 2016 Olympic Games. Her USA Basketball coaching resume already includes gold medals at the 2014 FIBA U18 Americas Championship (head coach), 2014 FIBA World Championship (assistant coach), 2008 Beijing Olympics (asst. coach) and 2007 FIBA Americas Championship (asst. coach).

### More on Muffin

Two-time All-SEC First-Team selection Aleighsa Welch became the program's first SEC Scholar-Athlete of the Year as the league coaches recognized the career contributions as the heart and soul of the Gamecock program, who now holds the school record for career offensive rebounds (439) and is third in total rebounds (938).

Welch has been locked in on finishing her career with a bang, and her consistent effort has her ranked among the program's career top 10 in eight different categories, including three rebounding top-five entries, while also among the top-15 scorers. Among the Gamecocks' 30 1,000-point scorers, she is just the fourth in program history to also amass at least 900 rebounds as well. Her current career .580 field goal percentage is second in school history behind only Jocelyn Penn's school-record .593.

The expansion of the Gamecocks' frontline has brought her overall rebounding numbers down slightly (6.4 rpg this season vs. 7.2 average previous three seasons), but she has been especially tenacious on the glass against ranked opponents, averaging a team-high 8.5 boards over 11 games against ranked foes (including a flu-ridden two-rebound effort at #13/15 Kentucky to end the regular season) compared to 5.4 in the Gamecocks' other 24 outings.

Welch also continues to provide consistency on the offensive end, shooting a team-best 57.6 percent from the field and handing out 1.9 assists per game.

### Trademark TM

Two-time SEC Player of the Year Tiffany Mitchell is a finalist for all three national player of the year awards because of her ability to affect the game in myriad ways. She ranks among the SEC's best in scoring (7th, 14.3 ppg), field goal percentage (2nd, .499) and free throw percentage (3rd, .839). Aside from scoring, Mitchell is also among the league's top 15 in assists (11th, 2.9) and steals (10th, 1.8). In fact, only two players rank among the SEC's top 15 in scoring, assists and steals – Mitchell and Georgia's Shacobia Barbee, who missed the second half of the season due to injury.

Mitchell showed similar diversity last season and added outside shooting to this season's resume, hitting 42.0 percent from outside the arc, where she makes 1.6 3s per game. Her heightened accuracy was on full display against San Diego State (Nov. 23) when her 6-of-6 effort from 3 was the best perfect game in program history. She went on to match her career high with six 3s at Hampton as well, those coming on eight attempts.

### Double Trouble

One of sophomore Alaina Coates' goals this season focuses around posting double-doubles, taking to

heart her head coach's quip that the 6-foot-4 center is a "walking double-double." Ranking 2nd in the SEC with 11 this season, the Irmo, S.C., native has 22 career double-doubles through 68 games, placing 10th in school history in the category.

Five of this season's 12 came in SEC action, which is one shy of the program record of six set by Marsha Williams in 1991-92. Her 10 career SEC double-doubles is just one shy of Williams' career record of 11.

### Hometown Hero

SEC Freshman of the Year A'ja Wilson wrapped up her first regular season with a bang as her 19 rebounds at #13/15 Kentucky (Mar. 1) broke the South Carolina freshman record, previously held by Alaina Coates at 17 against Kentucky on Jan. 9 2014.

With five double-doubles on the season, Wilson is second on the team in scoring (13.0 ppg) and rebounding (6.6 rpg), ranking 12th in the SEC in both. She is the only freshman to rank among the SEC's top 20 scorers and rebounders. She has led the team in scoring 14 times, including seven SEC games. Wilson also ranks second in the league in blocked shots average at 1.7.

She holds the program's freshman record for free throws made (123) and attempted (185), ranking second in blocks (73) and third in points (456).

Wilson earned SEC Freshman of the Week five times, tying the league record, and was the USBWA's first Freshman of the Week (games Dec. 1-7).

### It's Elem-entary

Senior center Elem Ibiam is making a charge at the school record for career blocks this season after setting the

single-season mark with 83 in 2013-14. The Fayetteville, Ga., native is currently second with 164 in her career, trailing the Gamecocks' career record of 177 of set by Lakesha Tolliver (2004-07).

### Shooting Sessions

Junior point guard Khadijah Sessions has taken opponents' pack-the-paint defensive strategy personally as she is often the Gamecock most loosely guarded. Following South Carolina's road swing to Missouri and Florida, Sessions was shooting 33.8 percent from the field, including 22.9 percent from 3-point range. With a week between games, the Myrtle Beach, S.C., native logged extra time in the gym and has shot 46.4 percent (32-of-69) from the field with 40.7 percent (11-of-27) accuracy from outside the arc in the 16 games since.

## Miscellaneous Stats

Double-Doubles	2014-15	Career	Record
Alaina Coates	12	22	21-1
A'ja Wilson	5	5	4-1
Aleighsa Welch	4	23	20-3
Elem Ibiam	1	2	1-1
Tiffany Mitchell	0	4	4-0

20+ Points	2014-15	Career	Record
Tiffany Mitchell	4	12	12-0
A'ja Wilson	4	4	4-0
Alaina Coates	2	8	7-1
Bianca Cuevas	1	1	1-0
Elem Ibiam	1	1	1-0
Aleighsa Welch	0	5	3-2

10+ Points	2014-15	Career	Record
Tiffany Mitchell	28	73	65-8
A'ja Wilson	27	27	25-2
Alaina Coates	22	45	43-2
Aleighsa Welch	17	78	66-12
Elem Ibiam	8	33	29-4
Bianca Cuevas	8	8	8-0
Asia Dozier	4	13	12-1
Khadijah Sessions	5	20	19-1
Tina Roy	5	12	10-2
Jatarie White	2	2	2-0
Tiffany Davis	0	1	1-0

10+ Rebounds	2014-15	Career	Record
Alaina Coates	14	25	24-1
Aleighsa Welch	7	29	26-3
A'ja Wilson	5	5	4-1
Elem Ibiam	1	4	5-2
Tiffany Mitchell	0	7	6-1
Asia Dozier	0	1	1-0

5+ Assists	2014-15	Career	Record
Bianca Cuevas	5	5	5-0
Khadijah Sessions	4	9	9-0
Tiffany Mitchell	3	10	10-0
Tina Roy	3	5	5-0
Aleighsa Welch	1	2	2-0
Asia Dozier	0	8	8-0
Olivia Gaines	0	1	1-0

5+ Steals	2014-15	Career	Record
Tiffany Mitchell	3	8	8-0
Tiffany Davis	0	1	1-0

5+ Blocks	2014-15	Career	Record
Alaina Coates	1	3	3-0
A'ja Wilson	1	1	0-1
Elem Ibiam	0	7	7-0
Aleighsa Welch	0	2	2-0

## Games Led Team In...

(Tied for team lead in each category included)

Scoring	2014-15	Career	Record
Tiffany Mitchell	16	36	34-2
A'ja Wilson	14	14	13-1
Alaina Coates	4	11	10-1
Aleighsa Welch	3	28	18-10
Bianca Cuevas	2	2	2-0
Asia Dozier	1	2	2-0
Elem Ibiam	0	6	4-2
Khadijah Sessions	0	3	2-1
Tina Roy	0	2	2-0

Rebounding	2014-15	Career	Record
Alaina Coates	16	34	32-2
A'ja Wilson	9	9	8-1
Aleighsa Welch	10	49	41-8
Elem Ibiam	2	13	13-0
Tiffany Mitchell	0	9	8-1

Assists	2014-15	Career	Record
Tiffany Mitchell	11	28	26-2
Khadijah Sessions	11	22	20-2
Tina Roy	8	11	11-0
Bianca Cuevas	7	7	7-0
Asia Dozier	3	13	13-0
Aleighsa Welch	3	13	9-4
Olivia Gaines	1	2	1-1
Alaina Coates	1	1	1-0

## Scoring Differentials

Largest lead in a win.....	by 64 (111-47), 2nd-0:52, Savannah state, 12/12
Largest deficit overcome to win.....	by 12 (15-27), 1st-8:41, vs. Syracuse, 11/27
Largest lead given up in a loss.....	by 6 (15-9), 1st-8:35, at Kentucky 3/1
Largest deficit in a loss.....	by 25 (62-87), 2nd-0:37, at UConn, 2/9

## South Carolina's Record When...

	Postseason	SEC	All
Record.....	6-0	15-1	33-2
Playing a ranked opponent.....	2-0	5-1	9-2
Playing at home .....	2-0	8-0	16-0
Playing on the road .....	7-1	9-2	
Playing at neutral site .....	4-0	0-0	8-0
Leading at half .....	5-0	14-0	29-0
Trailing at half .....	1-0	1-1	4-2
Tied at half .....	0-0	0-0	0-0
Playing an overtime game .....	0-0	0-0	0-0
0 players score in double figures .....	0-0	0-0	0-0
1 player scores in double figures .....	0-0	0-0	0-0
2 players score in double figures .....	1-0	4-1	7-1
3 players score in double figures .....	2-0	6-0	9-1
4 players score in double figures .....	2-0	2-0	8-0
5 players score in double figures .....	2-0	6-0	6-0
More than 5 players in double figures.....	1-0	1-0	3-0
Starters out-score opponent's starters .....	1-0	7-0	16-0
Opponent's starters score equal/more .....	5-0	8-1	17-2
Bench out-scores opponent's bench .....	6-0	14-1	3-2
Opponent's bench scores equal/more.....	1-0	3-0	
SC Starters out-score SC Bench.....	2-0	5-0	14-1
SC Bench out-scores/ties SC Starters .....	4-0	10-1	19-1
Shooting 50% or better .....	3-0	7-0	16-0
Shooting between 40-49% .....	3-0	5-0	12-0
Shooting between 30-39% .....	3-1	5-2	
Shooting less than 30% .....	0-0	0-0	0-0
Opponent shoots 50% or better .....	0-0	0-1	0-1
Opponent shoots between 40-49% .....	4-0	5-0	5-0
Opponent shoots between 30-39% .....	5-0	8-1	21-1
Opponent shoots less than 30% .....	1-0	3-0	7-0
Shooting better than opponent.....	6-0	13-1	30-1
Shooting worse than/equal to opponent .....	2-0	3-1	3-1
Having more FTs made than opponent .....	4-0	12-0	24-0
Having equal/less FTs made than opponent .....	2-0	3-1	9-2
Out-rebounding opponent.....	6-0	15-0	31-1
Having equal/less rebounds than opponent .....	0-1	2-1	2-1
Having more TOs than opponent .....	2-0	7-1	11-2
Having equal or less TOs than opponent.....	4-0	8-0	22-0
Attempting more FT than 3FG.....	4-0	14-0	27-1
Attempting equal/less FT than 3FG .....	2-0	1-1	6-1
Making 5 or more 3FGs.....	4-0	6-1	18-2
Making less than 5 3FGs.....	2-0	9-0	15-0
Making no 3 FGs.....	0-0	0-0	0-0
Attempting 15 or more 3FGs.....	3-0	6-1	15-1
Attempting less than 15 3FGs.....	3-0	9-0	18-1

	Postseason	SEC	All
No South Carolina players foul out .....	5-0	13-0	28-1
One or more SC players foul out.....	1-0	2-1	5-1
Having 20 or more assists.....	3-0	3-0	14-0
Having less than 20 assists.....	3-0	12-1	19-2
Scoring more pts. in paint than opponent .....	5-0	15-0	31-0
Scoring equal/less pts. in paint than opp. ....	1-0	0-1	2-2
Scoring more pts. off TOs than opponent .....	3-0	10-0	22-0
Scoring equal/less pts. off TOs than opp. ....	3-0	5-1	11-2
Scoring more 2nd-chance pts. ....	4-0	10-0	23-1
Scoring equal/less 2nd-chance pts.....	2-0	5-1	10-1
Scoring more fast break pts.....	5-0	13-0	26-0
Scoring equal/less fast break pts.....	1-0	2-1	7-2
Wearing white uniforms .....	6-0	6-0	22-0
Wearing black uniforms .....	7-1	9-2	
Wearing pink uniforms .....	2-0	2-0	2-0
Playing in tournaments/classics .....	6-0	10-0	10-0
Playing on live television .....	6-0	13-1	22-2
Playing in November.....	5-0		
Playing in December .....	7-0		
Playing in January .....	8-0	8-0	
Playing in February .....	7-0	7-1	
Playing in March.....	6-0	0-1	6-1
Playing during the day.....	3-0	4-0	12-0
Playing at night .....	3-0	11-1	21-2
Playing on Sunday.....	2-0	4-1	10-1
Playing on Monday.....	3-0	4-1	
Playing on Tuesday.....	0-0	0-0	0-0
Playing on Wednesday.....	0-0	1-0	1-0
Playing on Thursday.....	7-0	10-0	
Playing on Friday .....	3-0	1-0	5-0
Playing on Saturday.....	1-0	0-0	3-0
Margin is less than 5 pts. ....	1-0	0-0	3-0
Margin is between 5-9.....	2-0	3-0	3-0
Margin is between 10-19.....	1-0	6-1	7-1
Margin is 20 pts. or more.....	4-0	7-0	20-1
Having a 20-pt. scorer.....	5-0	9-0	9-0
Having a 30-pt. scorer.....	0-0	0-0	0-0
Scoring 49 points or less.....	0-0	0-0	0-0
Scoring 50-59 points .....	1-0	1-1	3-1
Scoring 60-69 points.....	2-0	4-0	9-1
Scoring 70-79 points.....	1-0	6-0	8-0
Scoring 80-89 points.....	1-0	5-0	8-0
Scoring 90-99 points.....	1-0	0-0	3-0
Scoring 100 points or more.....	1-0	2-0	2-0



## 2014-15 Team High/Low

South Carolina Highs	South Carolina Lows	Category	Opponent Lows	Opponent Highs
111 vs. Savannah State, 12/14	51 at Duke, 12/7	<b>Points in Game</b>	26, NC Central, 12/1	87, at UConn, 2/9
60 (1st) vs. Savannah State, 12/14	17 (1st) at Duke, 12/7	<b>Points in Half</b>	10 (2nd), NC Central, 12/1	47 (1st) at UConn, 2/9
38 vs. Savannah State, 12/14	20 vs. North Carolina, 3/27	<b>Field Goals Made</b>	10, NC Central, 12/1	31 at UConn, 2/9/15
38 vs. Clemson, 11/20	20 at Kentucky, 3/1 20 at Duke, 12/7			
72 vs. Central Michigan, 12/20	46 vs. North Carolina, 3/27	<b>Field Goal Attempts</b>	45, NC Central, 12/1	70, vs. LSU, 2/12
72 vs. Clemson, 11/20				70, at Florida, 1/19
.642 (34-53) vs. Savannah St., 3/20	.323 (20-62) at Kentucky, 3/1	<b>FG Percentage</b>	.193 (11-57) vs Arkansas, 3/6	.554 (31-56), at UConn, 2/9
11 at Alabama, 1/8	1 vs. Mississippi State, 2/26	<b>3-Point FG Made</b>	1, vs. LSU, 2/12	8, Syracuse, 3/22
	1 vs. Tennessee, 2/23		1, at Florida, 1/15	8, at UConn, 2/9
	1 vs. Texas A&M, 1/26		1, at LSU, 1/4	
	1 vs. Savannah State, 12/14		1, Savannah State, 12/14	
28 vs. C. of Charleston, 11/14	4 vs. Texas A&M, 1/26	<b>3-Point FG Attempts</b>	4, Vanderbilt, 2/15	23, vs. Mississippi State, 2/26
.583 (7-12) vs. LSU, 2/12	.125 (1-8) vs. Savannah St., 12/14	<b>3-Point FG Percentage</b>	.067 (1-15), at Florida, 1/19	.727 (8-11), at UConn, 2/9
34 vs. Savannah State, 12/14	3 vs. Central Michigan, 12/20	<b>Free Throws Made</b>	3, Texas A&M, 1/26	27, at Kentucky, 3/1
			3, at Florida, 1/19	
			3, Clemson, 11/20	
47 vs. Savannah State, 12/14	9 vs. Tennessee, 3/8	<b>Free Throw Attempts</b>	4, at Florida, 1/19	35, at Kentucky, 3/1
	9 vs. Central Michigan, 12/20			
.850 (17-20) at Alabama, 1/8	.333 (3-9) vs. Central Mich., 12/20	<b>FT Percentage</b>	.364 (8-22) at Ole Miss, 2/1	1.000 (6-6), Liberty, 12/21
56 vs. Savannah State, 12/14	30 at Alabama, 1/8	<b>Rebounds</b>	20, Charlotte, 12/4	50, Syracuse, 11/28
26 vs. NC Central, 12/1	6 at Missouri, 1/15	<b>Assists</b>	2, NC Central, 12/1	18, at UConn, 2/9/15
21 vs. NC Central, 12/1	2 at Hampton, 12/17	<b>Steals</b>	1, Wisconsin, 11/27	13, at LSU, 1/4
15 vs. Arkansas, 3/6	1 at UConn, 2/9	<b>Blocked Shots</b>	0, at Ole Miss, 2/1	9, Liberty, 12/21
	1 vs. San Diego St., 11/23		0, at Missouri, 1/15	
23 at LSU, 1/4	5 vs. Tennessee, 2/23	<b>Turnovers</b>	8, vs. Arkansas, 3/6	29, San Diego St., 11/23
	5 vs. Syracuse, 11/28			
25 at Kentucky, 3/1	7 vs. Central Michigan, 12/20	<b>Fouls</b>	9, vs. Tennessee, 3/8	32, at Ole Miss, 2/1
	7 vs. San Diego St., 11/23			
	7 vs. Clemson, 11/20			

## 2014-15 Individual Superlatives

Category	South Carolina	Opponent
<b>Points in Game</b>	26 by A'ja Wilson vs. LSU, 2/12	26 by Hasina Muhammad, Auburn, 1/2
<b>Points in Half</b>	15 (1st) by Tiffany Mitchell vs. Vanderbilt, 2/15 15 (1st) by Tiffany Mitchell vs. Syracuse, 11/28	18 (2nd) by Hasina Muhammad, Auburn, 1/2
<b>Field Goals Made</b>	9 by Aleighsa Welch vs. Tennessee, 2/23	9 by Crystal Bradford, Central Michigan, 12/20
<b>Field Goal Attempts</b>	17 by Aleighsa Welch at UConn, 2/9 17 by A'ja Wilson vs. Auburn, 1/2	23 by Alexis Peterson, Syracuse, 3/22
<b>FG Percentage</b>	1.000 (7-7) by Elem Ibiam vs. Charlotte, 12/4	1.000 (5-5) by Drew Edelman, Southern Cal, 11/15
<b>3-Point FG Made</b>	6 by Tiffany Mitchell at Hampton, 12/17 6 by Tiffany Mitchell vs. San Diego State, 11/23	5 by Dashawn Harden, LSU, 3/7 5 by Kaleena Mosqueda-Lewis, at UConn, 2/9
<b>3-Point FG Attempts</b>	9 by Tina Roy at Kentucky, 3/1 9 by Tina Roy vs. Syracuse, 11/28	10 by Brianna Butler, Syracuse, 11/28
<b>3-Point FG Percentage</b>	1.000 (6-6) by Tiffany Mitchell vs. San Diego State, 11/23	1.000 (3-3) by Calli Berna, at Arkansas, 2/15 1.000 (3-3) by Hillary Sigmon, Charlotte, 12/4
<b>Free Throws Made</b>	11 by A'ja Wilson vs. LSU, 2/12 11 by Tiffany Mitchell vs. Kentucky, 1/11	10 by Hasina Muhammad, Auburn, 1/2
<b>Free Throw Attempts</b>	15 by A'ja Wilson vs. LSU, 2/12	11 by Makayla Epps, at Kentucky, 3/1 11 by Breanna Stewart, at UConn, 2/9 11 by Meoshonti Knight, at Alabama, 1/8 11 by Briana Day, Syracuse, 11/28
<b>FT Percentage</b>	1.000 (10-10) by Alaina Coates vs. North Carolina, 3/27	1.000 (10-10) by Hasina Muhammad, Auburn, 1/2
<b>Rebounds</b>	19 by A'ja Wilson at Kentucky, 3/1	17 by Briana Day, Syracuse, 11/28
<b>Assists</b>	10 by Tina Roy vs. Savannah State, 12/14	9 by Alexis Peterson, Syracuse, 11/28
<b>Steals</b>	7 by Tiffany Mitchell vs. NC Central, 12/1	5 by Danielle Ballard, LSU, 2/12
<b>Blocked Shots</b>	6 by A'ja Wilson at Kentucky, 3/1	6 by Ashley Rininger, Liberty, 12/21
<b>Turnovers</b>	6 by A'ja Wilson at Georgia, 2/5 6 by Tiffany Mitchell vs. Southern Cal, 11/15	8 by Danielle Ballard, LSU, 2/12

# Staley Era Team Records

*Italics indicates set in 2014-15*

## Scoring

Most	Points
1. vs. Savannah State, 12/14/14	111
2. at Alabama, 1/8/15	102
3. vs. Clemson, 11/20/14	99
vs. Ole Miss, 1/30/14	99
vs. Charleston Southern, 11/8/13	99

Fewest	Points
1. at Stanford, 11/26/10	32
2. vs. Georgia, 3/4/11	34
3. vs. Mississippi State, 3/5/09	39
4. at Georgia, 1/13/13	40
5. at Mississippi State, 2/26/09	41

Fewest Allowed	Points
1. vs. South Carolina State, 12/14/11	21
2. vs. Presbyterian, 11/27/11	24
3. vs. NC Central, 12/11/14	26
vs. SC State, 12/22/13	26
5. vs. NC Central, 12/2/13	27

Most Allowed	Points
1. at Clemson, 11/19/09	94
2. vs. North Carolina, 12/20/09	93
3. at Connecticut, 2/9/15	87
4. vs. Xavier, 11/12/10	84
5. at Tennessee, 2/17/11	82
at Florida, 2/22/09	82

## Margin of Outcome

Victory	Score	Margin
1. vs. Charleston Southern, 11/8/13	99-29	+70
2. vs. NC Central, 12/11/14	90-26	+64
3. vs. Savannah State, 12/14/14	111-49	+62
4. vs. Clemson, 11/20/14	99-41	+58
5. vs. NC Central	79-27	+52

Defeat	Score	Margin
1. at Stanford, 11/26/10	32-70	-38
2. vs. Georgia, 3/4/11	34-66	-32
3. vs. Stanford, 12/19/08	47-78	-31
4. at Penn State, 11/21/10	48-78	-30
5. vs. Connecticut, 12/28/08	48-77	-29

## Field Goals

Made	FGM
1. vs. Charleston Southern, 11/8/13	39
2. vs. Savannah State, 12/14/14	38
vs. Clemson, 11/20/14	38
4. at Alabama, 1/8/15	37
vs. Central Michigan, 12/20/14	37

Attempts	FGA
1. vs. Penn State, 11/20/11	76
2. at Clemson, 11/19/09	74
3. vs. Tennessee, 1/20/11	73
4. vs. Central Michigan, 12/20/14	72
vs. Clemson, 11/20/14	72
vs. Kansas, 3/25/13	72

Highest Percentage (Min. 40 FGA)	FGM-A	Pct
1. vs. Savannah State, 3/20/15	34-53	.642
2. at Alabama, 1/8/15	37-58	.638
3. vs. Charleston Southern, 11/8/13	39-64	.609
4. vs. Ole Miss, 1/30/14	31-51	.608
5. vs. NC Central, 12/11/14	35-58	.603

Lowest Percentage (Min. 40 FGA)	FGM-A	Pct
1. at Stanford, 11/26/10	12-55	.218
2. vs. Georgia, 3/4/11	12-52	.231
3. at Florida, 1/20/13	15-64	.234
4. at Kentucky, 2/5/09	13-55	.236
5. at Georgia, 1/2/11	13-54	.241

Lowest Percentage Allowed	FGM-A	Pct
1. vs. South Carolina State, 12/14/11	6-48	.125
2. vs. NC Central, 12/2/13	8-50	.160
3. vs. Charleston Southern, 11/8/13	10-54	.185
4. vs. Arkansas, 3/6/15	11-57	.193
vs. Hampton, 11/22/12	11-57	.193

Highest Percentage Allowed	FGM-A	Pct
1. vs. Connecticut, 12/28/08	35-62	.565
vs. Florida, 1/9/11	26-46	.565
3. vs. Xavier, 11/12/10	34-61	.557
4. at Connecticut, 2/9/15	31-56	.554
5. at Kentucky, 1/13/11	30-55	.545

## 3-Point Field Goals

Made	3FGM
1. at Alabama, 1/8/15	11
2. at Hampton, 12/17/14	9
vs. Syracuse, 11/28/14	9
vs. San Diego State, 11/23/14	9
Seven other times	9

Attempts	3FGA
1. vs. Penn State, 11/20/11	29
2. vs. College of Charleston, 11/14/13	28
vs. North Carolina, 12/19/10	28
4. vs. Syracuse, 11/28/14	26
5. vs. Savannah State, 11/15/12	25
at Ole Miss, 1/16/11	25

Percentage (Min. 5 3FGA)	3FGM-A	Pct
1. vs. Oregon State, 3/25/14	4-6	.667
vs. Ole Miss, 1/30/14	4-6	.667
vs. Savannah State, 12/28/13	4-6	.667
vs. Western Carolina, 12/29/12	6-9	.667
at Alabama, 1/10/10	8-12	.667
vs. Charlotte, 12/21/08	8-12	.667

## Free Throws

Made	FTM
1. vs. Savannah State, 12/14/14	34
vs. Oregon State, 3/25/14	34
3. vs. Ole Miss, 1/30/14	32
at Mississippi State, 1/6/13	32
5. vs. Georgia, 2/27/14	30
vs. Savannah State, 12/28/13	30
vs. Seton Hall, 11/17/13	30

Attempts	FTA
1. at Mississippi State, 1/6/13	50
2. vs. Savannah State, 12/28/13	48
3. vs. Savannah State, 12/14/14	47
4. vs. Missouri, 2/2/14	46
5. vs. Seton Hall, 11/17/13	44
vs. SC State, 12/21/12	44

Percentage (Min. 10 FTA)	FTM-A	Pct
1. vs. Alabama, 1/19/14	10-11	.909
2. vs. Auburn, 1/2/09	23-26	.885
3. vs. San Diego State, 11/28/09	14-16	.875
4. at Mississippi State, 2/6/14	20-23	.870
5. at Alabama, 1/8/15	17-20	.850
at Kentucky, 2/20/14	17-20	.850

## Rebounding

Total	Rebs
1. vs. College of Charleston, 11/14/13	62
2. at Florida, 1/20/13	59
3. vs. Hampton, 11/22/12	57
4. vs. Savannah State, 12/14/14	56
5. vs. Kentucky, 1/11/15	55

Margin	Rebs	Margin
1. vs. Savannah State, 12/14/14	56-21	+35
2. at Alabama, 2/7/13	53-24	+29
3. vs. Hampton, 12/17/14	48-21	+27
4. vs. SC State, 12/22/13	47-21	+26
vs. Florida Gulf Coast, 11/23/12	46-20	+26

## Assists

Game	Assists
1. vs. NC Central, 12/11/14	26
2. vs. San Diego State, 11/23/14	25
vs. Clemson, 11/20/14	25
vs. Alabama, 1/19/14	25
vs. Charleston Southern, 11/8/13	25

## Steals

Game	Steals
1. vs. NC Central, 12/11/14	21
vs. Furman, 12/11/11	21
3. vs. San Diego State, 11/23/14	18
4. vs. Charleston Southern, 11/8/13	17
5. vs. NC State, 12/12/10	16
vs. USC Upstate, 12/16/08	16

## Blocked Shots

Game	Blocks
1. vs. Arkansas, 3/6/15	15
2. at Mississippi State, 2/6/14	14
vs. Kentucky, 1/9/14	14
4. at Kentucky, 3/11/15	12
vs. Charleston Southern, 11/14/13	12

## Turnovers

Fewest	TOs
1. at Tennessee, 2/2/12	4
2. vs. Tennessee, 2/23/15	5
vs. Syracuse, 11/28/14	5
at Missouri, 2/28/13	5
vs. Georgia, 3/2/12	5
vs. Ole Miss, 3/3/11	5

Most	TOs
1. at Wake Forest, 12/3/08	32
2. vs. Hampton, 11/22/12	29
vs. Kentucky, 1/15/12	29
4. at Kentucky, 1/13/11	28
5. vs. Jacksonville, 12/30/08	26

## The Last Time...

### Individual

#### Scored 50 Points

**South Carolina** 51, Jocelyn Penn vs. Stetson, 1/4/03  
**Opponent** Never

#### Scored 40 Points

**South Carolina** 51, Jocelyn Penn vs. Stetson, 1/4/03  
**Opponent** 46, Cornelia Gayden, LSU, 1/14/95

#### Scored 30 Points

**South Carolina** 30, Ieasia Walker vs. Clemson, 11/18/10  
**Opponent** 32, LaQueta Ferguson, Florida International, 11/25/07

#### Grabbed 20 Rebounds

**South Carolina** 25, Kelsey Bone vs. Boston University, 12/28/09  
**Opponent** 24, Courtney Paris, Oklahoma, 12/30/07

#### Grabbed 15 Rebounds

**South Carolina** 19, A'ja Wilson at Kentucky, 3/1/15  
**Opponent** 17, Briana Day, Syracuse, 11/28/14

#### Two Players with 20 or More Points

**South Carolina** Tiffany Mitchell 20/A'ja Wilson 20 vs. Vanderbilt, 2/15/15  
**Opponent** Kaleena Mosqueda-Lewis 23/Breanna Stewart 22 at UConn, 2/9/15

#### Two Players with 10 or More Rebounds

**South Carolina** Alaina Coates 14/A'ja Wilson 10 vs. Auburn, 1/2/15  
**Opponent** Shela Boykin 12/Danielle Ballard 12, LSU, 2/12/15

#### Had 10 Assists

**South Carolina** 10, Tina Roy vs. Savannah State, 12/14/14  
**Opponent** 11, Marneshia Richard, Mississippi State, 1/21/07

#### Had Five Steals

**South Carolina** 5, Tiffany Mitchell at Arkansas, 2/19/15  
**Opponent** 5, Danielle Ballard, LSU, 2/12/15

#### Had Five Blocked Shots

**South Carolina** 5, Alaina Coates vs. Alabama, 1/29/15  
**Opponent** 5, Breanna Stewart, at UConn, 2/9/15

#### Had a Double-Double

**South Carolina** Alaina Coates (18 pts/10 rebs) vs. North Carolina, 3/27/15  
**Opponent** Stephanie Mavunga (10 pts/13 rebs), North Carolina, 3/27/15

#### Two Players had a Double-Double

**South Carolina** Alaina Coates (11 pts/14 rebs)/A'ja Wilson (12 pts/10 rebs) vs. Auburn, 1/2/15  
**Opponent** Sheila Boykin (12 pts/12 rebs)/Danielle Ballard (16 pts/12 rebs), LSU, 2/12/15

#### Three Players had a Double-Double

**South Carolina** Ashley Bruner (16 pts/12 rebs)/Aleighsa Welch (16 pts/ 11 rebs)/Elem Ibiam (12 pts/10 rebs) vs. Kansas, 3/25/13  
**Opponent** Merlakia Jones (26 pts/10 rebs)/Takilya Davis (19 pts/13 rebs)/DeLisha Milton (14 pts/15 rebs), at Florida, 2/20/94

#### Had a Triple-Double

**South Carolina** Iva Sliskovic (18 pts, 15 rebs, 10 assts) vs. High Point, 12/20/06  
**Opponent** Never

### Team

#### Scored 100 Points

**South Carolina** 102 vs. North Carolina A&T, 3/21/08  
**Opponent** 103, Clemson, 11/21/03

#### Won by 30 or More Points

**South Carolina** 89-59 (30) vs. Vanderbilt, 2/15/15  
**Opponent** 66-34 (32), Georgia, 3/4/11

#### Shot 65% or Better from the Field

**South Carolina** .652 (45-69) vs. East Tennessee State, 12/19/00  
**Opponent** Never

#### Shot 60% or Better from the Field

**South Carolina** .642 (34-53) vs. Savannah State, 3/20/15  
**Opponent** .604 (29-48), Vanderbilt, 1/18/01

#### Shot 50% or Better from the Field

**South Carolina** .552 (32-58) vs. Syracuse, 3/22/15  
**Opponent** .554 (31-56), at UConn, 2/9/15

#### No Players in Double-Figure Points

**South Carolina** at Auburn, 1/19/12  
**Opponent** at Georgia, 2/5/15

#### Five Players in Double-Figure Points

**South Carolina** at Ole Miss, 2/1/15  
**Opponent** Arkansas, 2/14/10

#### More Than Five Players in Double-Figure Points

**South Carolina** 6 vs. Syracuse, 3/22/15  
**Opponent** 6 at Georgia, 2/13/03

#### Faced AP Top-25 Opponent

**Win** 67-65 vs. No. 15 North Carolina, 3/27/15  
**Loss** 56-67 at No. 13 Kentucky, 3/1/15

#### Faced AP Top-10 Opponent

**Win** 62-46 vs. No. 5 Tennessee, 3/8/15  
**Loss** 87-62 at No. 2 UConn, 2/9/15

#### Faced AP Top-5 Opponent

**Win** 62-46 vs. No. 5 Tennessee, 3/8/15  
**Loss** 87-62 at No. 2 UConn, 2/9/15

#### Faced AP No. 1 Team

**Win** Never  
**Loss** 49-53 vs. No. 1 Stanford, 12/19/12

#### Overtime Game

**Win** 58-55 vs. Drexel, 11/28/12  
**Loss** 65-57 at Texas A&M, 1/16/14

#### Double-Overtime Game

**Win** 92-91 at Florida State, 2/4/91  
**Loss** 92-94 at Clemson, 11/19/09

#### South Carolina Was Ranked (AP Poll)

**No. 1** 2/9/15  
**Top 10** No. 3, 3/17/15  
**Top 25** No. 3, 3/17/15

## Career Highs

### Alaina Coates

<b>Pts</b>	24, 2x, last vs. Ole Miss, 1/30/14
<b>FG</b>	11 vs. Vanderbilt, 1/5/14
<b>FGA</b>	16 vs. Vanderbilt, 1/5/14
<b>FG %</b>	1.000 (7-7) vs. SC St, 12/22/13
<b>FT</b>	11 at San Diego St., 11/23/13
<b>FTA</b>	15 at San Diego St., 11/23/13
<b>FT %</b>	1.000 (10-10) vs. North Carolina, 3/27/15
<b>Reb</b>	17 vs. Kentucky, 1/9/14
<b>Off Reb</b>	7 vs. Kentucky, 1/9/14
<b>Def Reb</b>	13 vs. CSU Northridge, 3/23/14
<b>Blk</b>	5, 3x, last vs. Alabama, 1/29/15
<b>Stl</b>	3, 2x, last at Florida, 1/19/15
<b>Asst</b>	3, 3x, last vs. Savannah State, 3/22/15
<b>Min</b>	30 vs. Southern Cal, 11/15/14

### Bianca Cuevas

<b>Pts</b>	21 at Ole Miss, 2/1/15
<b>FG</b>	7 at Georgia, 2/5/15
<b>FGA</b>	14 at Georgia, 2/5/15
<b>FG %</b>	.833 (5-6) at Hampton, 12/17/14
<b>3FG</b>	2, 4x, last at Georgia, 2/5/15
<b>3FGA</b>	6 vs. Clemson, 11/20/14
<b>3FG %</b>	.667 (2-3) at Hampton, 12/17/14
<b>FT</b>	9 at Ole Miss, 2/1/15
<b>FTA</b>	11 at Ole Miss, 2/1/15
<b>FT %</b>	1.000 (5-5) vs. Syracuse, 3/22/15
<b>Reb</b>	4, 3x, last at Georgia, 2/5/15
<b>Off Reb</b>	3 vs. Alabama, 1/29/15
<b>Stl</b>	4, 2x, last vs. Savannah State, 12/14/14
<b>Asst</b>	5, 5x, last vs. Savannah State 3/20/15
<b>Min</b>	24 at Ole Miss, 2/1/15

### Tiffany Davis

<b>Pts</b>	11 vs. Ole Miss, 1/30/14
<b>FG</b>	3 vs. Savannah State, 12/28/13
<b>FGA</b>	6 vs. SC State, 12/22/13
<b>FG %</b>	1.000 (3-3) vs. Savannah St, 12/28/13
<b>3FG</b>	2, 3x, last vs. Ole Miss, 1/30/14
<b>3FGA</b>	5 vs. Winthrop, 12/20/13
<b>3FG %</b>	1.000 (2-2), 3x, last vs. Ole Miss, 1/30/14
<b>FT</b>	5 at Ole Miss, 1/30/14
<b>FTA</b>	4 at Tennessee, 3/2/14
<b>FT %</b>	1.000 (4-4) at Tennessee, 3/2/14
<b>Reb</b>	6 at Arkansas, 1/2/14
<b>Off Reb</b>	2 vs. Arkansas, 2/9/14
<b>Stl</b>	5 vs. Elon, 11/9/12
<b>Asst</b>	3, 4x, last vs. SC St., 12/22/13
<b>Min</b>	30 at Arkansas, 1/2/14

### Asia Dozier

<b>Pts</b>	16, 2x, at San Diego St., 11/23/13
<b>FG</b>	6, 2x, last at Alabama, 1/8/15
<b>FGA</b>	13 at San Diego St., 11/23/13
<b>FG %</b>	1.00 (4-4) at Kentucky, 2/14/13
<b>3FG</b>	4, 2x, last vs. Syracuse, 3/22/15
<b>3FGA</b>	10 at San Diego St., 11/23/13
<b>3FG %</b>	1.000 (2-2), 2x, last vs. Savannah St, 12/28/13
<b>FT</b>	4, 2x, last vs. Oregon St., 3/25/14
<b>FTA</b>	7 vs. Elon, 11/9/12
<b>FT %</b>	1.000 (4-4) vs. Oregon State, 3/25/14
<b>Reb</b>	10 vs. Elon, 11/9/12
<b>Off Reb</b>	4 vs. Elon, 11/9/12
<b>Blk</b>	3 at Kentucky, 3/1/15
<b>Stl</b>	2, 8x, last vs. LSU, 3/7/15
<b>Asst</b>	6, 2x, last vs. Georgia, 3/7/14
<b>Min</b>	40 at Arkansas, 1/2/14

### Kaydra Duckett

<b>Pts</b>	2, 2x, last vs. Savannah State, 12/14/14
<b>FGA</b>	3 vs. Savannah State, 12/14/14
<b>FT</b>	2 vs. Savannah State, 12/14/14
<b>FTA</b>	2 vs. Savannah State, 12/14/14
<b>FT %</b>	1.000 (2-2) vs. Savannah State, 12/14/14
<b>Reb</b>	4 vs. Savannah State, 12/14/14
<b>Stl</b>	1, 4x, last vs. Savannah State, 3/20/15
<b>Asst</b>	1, 3x, last vs. Syracuse, 3/22/15
<b>Blk</b>	1, 2x, last vs. Central Michigan, 12/20/14
<b>Min</b>	7 vs. Savannah State, 12/14/14

### India Farmer

<b>Pts</b>	3, 2x, last vs. Alabama, 1/19/14
<b>FG</b>	1, 2x, last vs. Alabama, 1/19/14
<b>FGA</b>	3 vs. NC Central, 12/2/13
<b>FG %</b>	.333 (1-3) vs. NC Central, 12/2/13
<b>3FG</b>	1, 2x, last vs. Alabama, 1/19/14
<b>3FGA</b>	2 vs. NC Central, 12/2/13
<b>3FG %</b>	.500 (1-2) vs. NC Central, 12/2/13
<b>FT</b>	2 at Florida, 1/19/15
<b>FTA</b>	2, 2x, last, at Florida, 1/19/15
<b>FT %</b>	1.000 (2-2) at Florida, 1/19/15
<b>Reb</b>	3 vs. NC Central, 12/2/13
<b>Off Reb</b>	1, 4x, last vs. Savannah State, 3/20/15
<b>Min</b>	11 vs. NC Central, 12/2/13

### Olivia Gaines

<b>Pts</b>	9 vs. Mississippi State, 2/26/15
<b>FG</b>	4 vs. Mississippi State, 2/26/15
<b>FGA</b>	5, 2x, last vs. Mississippi State, 2/26/15
<b>FG %</b>	1.000 (2-2) at Texas A&M, 1/16/14
<b>FT</b>	3 vs. Arkansas, 2/9/14
<b>FTA</b>	3, 2x, last vs. Syracuse, 3/22/15
<b>FT %</b>	1.000 (3-3) vs. Arkansas, 2/9/14
<b>Reb</b>	5, 2x, last vs. Clemson, 11/20/14
<b>Off Reb</b>	3, 2x, last vs. Clemson, 11/20/14
<b>Stl</b>	3, 2x, last vs. Liberty, 12/21/14
<b>Asst</b>	5 vs. Charleston Sthrn., 11/8/13
<b>Min</b>	23 vs. Alabama, 1/19/14

### Elem Ibiam

<b>Pts</b>	21 vs. Savannah State, 12/14/14
<b>FG</b>	8 vs. Alabama, 3/7/13
<b>FGA</b>	14 at Charlotte, 12/8/13
<b>FG %</b>	1.000 (7-7), 2x, last vs. Charlotte, 12/4/14
<b>FT</b>	7 vs. Savannah State, 12/14/14
<b>FTA</b>	10 vs. Louisiana Tech, 11/10/13
<b>FT %</b>	1.00 (4-4), 2x, last vs. Mississippi State, 2/26/15
<b>Reb</b>	12, 2x, last vs. Central Michigan, 12/20/14
<b>Off Reb</b>	6, 2x, last vs. Central Michigan, 12/20/14
<b>Def Reb</b>	10 at Texas A&M, 1/16/14
<b>Blk</b>	7 at Mississippi State, 2/6/14
<b>Stl</b>	2, 5x, last vs. North Carolina, 12/18/13
<b>Asst</b>	3 vs. South Dakota St., 3/23/13
<b>Min</b>	34 at Texas A&M, 1/16/14

### Tiffany Mitchell

<b>Pts</b>	25 vs. Georgia, 2/27/14
<b>FG</b>	8, 5x, last vs. Vanderbilt, 2/15/15
<b>FGA</b>	17 vs. Tennessee, 1/3/13
<b>FG %</b>	.857 (6-7) vs. Savannah State, 12/14/14
<b>3FG</b>	6, 2x, last at Hampton, 12/17/14
<b>3FGA</b>	8, 2x, last at Hampton, 12/17/14
<b>3FG %</b>	1.000 (6-6) vs. San Diego State, 11/23/14
<b>FT</b>	13 vs. CSU Northridge, 3/23/14
<b>FTA</b>	17 vs. CSU Northridge, 3/23/14
<b>FT %</b>	1.000 (10-10) vs. Georgia, 2/27/14
<b>Reb</b>	11, 5x, last at Arkansas, 1/2/14
<b>Off Reb</b>	6 at Florida, 1/20/13
<b>Blk</b>	3 at Arkansas, 2/19/15
<b>Stl</b>	7 vs. NC Central, 12/1/14
<b>Asst</b>	9 at San Diego State, 11/23/13
<b>Min</b>	40 vs. Syracuse, 11/28/14

### Tina Roy

<b>Pts</b>	15, 2x, last vs. LSU, 3/7/15
<b>FG</b>	5, 4x, last vs. LSU, 3/7/15
<b>FGA</b>	12 vs. Georgia, 3/2/12
<b>FG %</b>	1.000 (4-4) at Alabama, 1/8/15
<b>3FG</b>	5, 2x, last vs. LSU, 3/7/15
<b>3FGA</b>	10 vs. LSU 3/7/15
<b>3FG %</b>	1.000 (3-3) at Alabama, 1/8/15
<b>FT</b>	4 at Southern Cal, 11/25/13
<b>FTA</b>	4, 4x, last vs. Georgia, 2/27/14
<b>FT %</b>	1.000 (4-4) at Southern Cal, 11/25/13
<b>Reb</b>	8 at Mississippi State, 2/6/14
<b>Off Reb</b>	3, 2x, last vs. CSU Northridge, 3/23/14
<b>Stl</b>	3 vs. Southern Cal, 11/15/14
<b>Asst</b>	10 vs. Savannah State, 12/14/14
<b>Min</b>	31 vs. Vanderbilt, 1/5/14

### Khadijah Sessions

<b>Pts</b>	19 vs. Auburn, 2/3/13
<b>FG</b>	6, 2x, last vs. Seton Hall, 11/17/13
<b>FGA</b>	15 at Missouri, 2/28/13
<b>FG %</b>	.833 (5-6) vs. LSU, 2/12/15
<b>3FG</b>	3, 4x, last vs. LSU, 3/7/15
<b>3FGA</b>	6, 3x, last vs. Kentucky, 1/11/15
<b>3FG %</b>	1.00 (3-3) at Kentucky, 2/20/14
<b>FT</b>	8 vs. Auburn, 2/3/13
<b>FTA</b>	12 vs. Missouri, 2/2/14
<b>FT %</b>	1.00 (5-5) at Kentucky, 2/20/14
<b>Reb</b>	6 vs. Clemson, 11/20/14
<b>Off Reb</b>	3 at Missouri, 2/28/13
<b>Stl</b>	4, 9x, last at Arkansas, 2/19/15
<b>Asst</b>	8 vs. NC Central, 12/1/14
<b>Min</b>	37 at Southern Cal, 11/25/13

### Aleighsa Welch

<b>Pts</b>	23 vs. N. Carolina, 12/18/13
<b>FG</b>	10 at Kentucky, 2/20/14
<b>FGA</b>	19 at Tennessee, 3/2/14
<b>FG %</b>	1.000 (6-6), 3x, last vs. Savannah State, 3/20/15
<b>FT</b>	10 at Xavier, 11/30/11
<b>FTA</b>	15 at Xavier, 11/30/11
<b>FT %</b>	1.00 (4-4) at Seton Hall, 12/2/12
<b>Reb</b>	17 vs. C. of Charleston, 11/14/13
<b>Off Reb</b>	9, 2x, last vs. Tennessee, 2/23/15
<b>Def Reb</b>	10, 2x, last at Missouri, 1/15/15
<b>Blk</b>	5, 2x, last at Kentucky, 2/20/14
<b>Stl</b>	3, 4x, last at Clemson, 11/20/13
<b>Asst</b>	5, 2x, last vs. LSU, 2/12/15
<b>Min</b>	43 at Texas A&M, 1/6/14

### Jatarie White

<b>Pts</b>	11 vs. Clemson, 11/20/14
<b>FG</b>	5 vs. Clemson, 11/20/14
<b>FGA</b>	12 vs. Clemson, 11/20/14
<b>FG %</b>	.600 (3-5) vs. San Diego State, 11/23/14
<b>FT</b>	2, 3x, last vs. Savannah State, 3/20/15
<b>FTA</b>	4 at Florida, 1/19/15
<b>FT %</b>	.667 (2-3) vs. Wisconsin, 11/27/14
<b>Reb</b>	7 at Georgia, 2/5/15
<b>Off Reb</b>	3, 2x, last vs. Kentucky, 1/11/15
<b>Def Reb</b>	7 at Georgia, 2/5/15
<b>Blk</b>	2 at Georgia, 2/5/15
<b>Stl</b>	2 vs. Syracuse, 3/22/15
<b>Asst</b>	2, 2x, last vs. LSU, 2/12/15
<b>Min</b>	22 vs. San Diego St., 11/23/14

### A'ja Wilson

<b>Pts</b>	26 vs. LSU, 2/12/15
<b>FG</b>	8, 2x, last vs. Savannah State, 12/14/14
<b>FGA</b>	17 vs. Auburn, 1/2/15
<b>FG %</b>	.800 (8-10) vs. Savannah State, 12/14/14
<b>FT</b>	11 vs. LSU, 2/12/15
<b>FTA</b>	15 vs. LSU, 2/12/15
<b>FT %</b>	1.00 (5-5) vs. Miss. St., 2/26/15
<b>Reb</b>	19 at Kentucky, 3/1/15
<b>Off Reb</b>	5, 3x, last at Kentucky, 3/1/15
<b>Def Reb</b>	14 at Kentucky, 3/1/15
<b>Blk</b>	6 at Kentucky, 3/1/15
<b>Stl</b>	3, 4x, last vs. Central Michigan, 12/20/14
<b>Asst</b>	3, 4x, last vs. Savannah State, 3/20/15
<b>Min</b>	33 at Kentucky, 3/1/15



**2014-15 South Carolina Basketball**  
**#3/4 South Carolina Combined Team Statistics (as of Mar 28, 2015)**  
**All games**



Overall record: 33-2 Conf: 15-1 Home: 16-0 Away: 9-2 Neutral: 8-0

#	Player	gp-gs	min	avg	Total		3-Point		F-Throw		Rebounds				pf	dq	a	to	blk	stl	pts	avg
					fg-fga	fg%	3fg-fga	3fg%	ft-fa	ft%	off	def	tot	avg								
25	MITCHELL, Tiffany	35-35	1029	29.4	176-353	.499	55-131	.420	94-112	.839	27	79	106	3.0	59	1	100	78	9	64	501	14.3
22	WILSON, A'ja	35-1	696	19.9	166-312	.532	1-3	.333	123-188	.654	75	157	232	6.6	69	1	34	59	61	31	456	13.0
41	COATES, Alaina	34-5	705	20.7	129-236	.547	0-0	.000	115-158	.728	96	177	273	8.0	58	0	27	48	49	18	373	11.0
24	WELCH, Aleighsa	35-35	914	26.1	145-256	.566	0-1	.000	30-71	.423	97	126	223	6.4	57	2	67	56	38	19	320	9.1
33	IBIAM, Elem	35-35	589	16.8	89-158	.563	0-0	.000	43-60	.717	50	86	136	3.9	75	1	11	43	34	9	221	6.3
01	CUEVAS, Bianca	35-0	508	14.5	69-186	.371	16-70	.229	42-54	.778	13	34	47	1.3	44	1	61	57	5	41	196	5.6
23	ROY, Tina	34-0	545	16.0	57-145	.393	45-115	.391	2-5	.400	8	57	65	1.9	19	0	76	33	5	7	161	4.7
05	SESSIONS, Khadijah	35-34	772	22.1	56-140	.400	19-62	.306	25-47	.532	26	60	86	2.5	58	0	102	48	4	62	156	4.5
31	DOZIER, Asia	35-28	583	16.7	55-131	.420	29-85	.341	6-9	.667	2	33	35	1.0	26	0	63	31	6	20	145	4.1
40	WHITE, Jatarie	20-0	184	9.2	20-49	.408	0-0	.000	9-14	.643	16	28	44	2.2	20	0	7	14	5	7	49	2.5
02	GAINES, Olivia	33-2	302	9.2	21-54	.389	3-7	.429	8-12	.667	13	22	35	1.1	35	1	31	14	3	19	53	1.6
15	DAVIS, Tiffany	16-0	84	5.3	6-16	.375	5-13	.385	6-9	.667	5	13	18	1.1	5	0	7	9	0	0	23	1.4
00	FARMER, India	16-0	37	2.3	0-4	.000	0-2	.000	4-6	.667	5	3	8	0.5	1	0	0	1	0	1	4	0.3
03	DUCKETT, Kaydra	20-0	52	2.6	1-13	.077	0-1	.000	2-4	.500	4	7	11	0.6	4	0	3	1	2	4	4	0.2
Team											64	77	141		1		11					
Total.....		35	7000		990-2053	.482	173-490	.353	509-749	.680	501	959	1460	41.7	531	7	589	503	221	302	2662	76.1
Opponents.....		35	7000		688-1993	.345	137-490	.280	350-522	.670	418	690	1108	31.7	695	21	324	573	104	237	1863	53.2

TEAM STATISTICS	SC	OPP	Date	Opponent	Score	Att.	
SCORING	2662	1863	11/15/14	SOUTHERN CAL	w 70-61	10057	
Points per game	76.1	53.2	11/20/14	CLEMSON	w 99-41	11012	
Scoring margin	+22.8	-	11/23/14	SAN DIEGO STATE	w 89-38	10301	
FIELD GOALS-ATT	990-2053	688-1993	@ 11/27/14	vs Wisconsin	w 67-44	167	
Field goal pct	.482	.345	@ 11/28/14	vs #22/22 Syracuse	w 67-63	342	
3 POINT FG-ATT	173-490	137-490	12/01/14	NC CENTRAL	w 90-26	8823	
3-point FG pct	.353	.280	12/04/14	CHARLOTTE	w 82-61	9629	
3-pt FG made per game	4.9	3.9	12/07/14	at #9/8 Duke	w 51-50	6004	
FREE THROWS-ATT	509-749	350-522	12/14/14	SAVANNAH STATE	w 111-49	9605	
Free throw pct	.680	.670	12/17/14	at Hampton	w 69-49	4000	
F-Throws made per game	14.5	10.0	< 12/20/14	vs Central Michigan	w 80-45	2858	
REBOUNDS	1460	1108	< 12/21/14	vs Liberty	w 84-44	2659	
Rebounds per game	41.7	31.7	* 01/02/15	AUBURN	w 77-58	16465	
Rebounding margin	+10.1	-	* 01/04/15	at LSU	w 75-51	3438	
ASSISTS	589	324	* 01/08/15	at Alabama	w 102-59	2454	
Assists per game	16.8	9.3	* 01/11/15	#10/11 KENTUCKY	w 68-60	17156	
TURNOVERS	503	573	* 01/15/15	at Mizzou	w 60-49	1440	
Turnovers per game	14.4	16.4	* 01/19/15	at Florida	w 77-42	1503	
Turnover margin	+2.0	-	* 01/26/15	#12/10 TEXAS A&M	w 79-61	13546	
Assist/turnover ratio	1.2	0.6	* 01/29/15	ALABAMA	w 85-54	11927	
STEALS	302	237	* 02/01/15	at Ole Miss	w 77-59	1935	
Steals per game	8.6	6.8	* 02/05/15	at #22/21 Georgia	w 58-35	4896	
BLOCKS	221	104	02/09/15	at #2/2 Connecticut	L 62-87	10167	
Blocks per game	6.3	3.0	* 02/12/15	LSU	w 86-62	12342	
ATTENDANCE	196684	73213	* 02/15/15	VANDERBILT	w 89-59	15255	
Home games-Avg/Game	16-12293	11-4084	* 02/19/15	at Arkansas	w 73-56	1531	
Neutral site-Avg/Game	-	8-3536	* 02/23/15	#6/6 TENNESSEE	w 71-66	14390	
Score by Periods	1st	2nd	Totals	* 02/26/15	#11/13 MISS. STATE	w 69-50	15047
#3/4 South Carolina	1299	1363	2662	* 03/01/15	at #13/15 Kentucky	L 56-67	7560
Opponents	874	989	1863	^ 03/06/15	vs Arkansas	w 58-36	4630
				^ 03/07/15	vs LSU	w 74-54	5524
				^ 03/08/15	vs #5/5 Tennessee	w 62-46	5819
				\$ 3/20/15	SAVANNAH STATE	w 81-48	10644
				\$ 3/22/15	SYRACUSE	w 97-68	10485
				\$ 03-27-15	vs #15/12 North Carolina	w 67-65	6286

\* = SEC game  
 @ = Junkanoo Jam (Freeport, Bahamas)  
 < = Subway Classic (Minneapolis)  
 ^ = SEC Tournament (N. Little Rock, Ark.)  
 \$ = NCAA Tournament (Columbia, S.C.)



**2014-15 South Carolina Basketball**  
**South Carolina Combined Team Statistics (as of Mar 01, 2015)**  
**Conference games**



<b>RECORD:</b>	<b>OVERALL</b>	<b>HOME</b>	<b>AWAY</b>	<b>NEUTRAL</b>
ALL GAMES	15-1	8-0	7-1	0-0
CONFERENCE	15-1	8-0	7-1	0-0
NON-CONFERENCE	0-0	0-0	0-0	0-0

#	Player	gp-gs	min	avg	Total			3-Point		F-Throw		Rebounds				pf	dq	a	to	blk	stl	pts	avg							
					fg-fga	fg%	3fg-fga	3fg%	ft-fga	ft%	off	def	tot	avg																
25	MITCHELL, Tiffany	16-16	483	30.2	85-175	.486	17-52	.327	47-55	.855	13	38	51	3.2	26	1	40	31	7	32	234	14.6								
22	WILSON, A'ja	16-0	329	20.6	78-158	.494	1-3	.333	61-93	.656	40	79	119	7.4	35	1	17	33	32	10	218	13.6								
41	COATES, Alaina	15-0	315	21.0	49-94	.521	0-0	.000	57-77	.740	46	74	120	8.0	33	0	11	25	25	12	155	10.3								
24	WELCH, Aleighsa	16-16	408	25.5	57-98	.582	0-0	.000	9-28	.321	43	67	110	6.9	29	1	29	29	18	6	123	7.7								
01	CUEVAS, Bianca	16-0	249	15.6	36-98	.367	8-29	.276	28-35	.800	10	21	31	1.9	21	1	25	31	2	18	108	6.8								
33	IBIAM, Elem	16-16	264	16.5	38-70	.543	0-0	.000	18-19	.947	16	36	52	3.3	39	1	3	18	11	4	94	5.9								
23	ROY, Tina	16-0	237	14.8	27-61	.443	22-51	.431	2-4	.500	2	19	21	1.3	8	0	26	17	2	2	78	4.9								
05	SESSIONS, Khadijah	16-16	378	23.6	29-63	.460	9-27	.333	11-25	.440	10	33	43	2.7	30	0	47	30	2	31	78	4.9								
31	DOZIER, Asia	16-15	257	16.1	22-63	.349	12-44	.273	4-5	.800	1	23	24	1.5	14	0	20	17	5	7	60	3.8								
02	GAINES, Olivia	14-1	138	9.9	11-20	.550	2-4	.500	4-6	.667	4	7	11	0.8	15	0	12	6	0	6	28	2.0								
15	DAVIS, Tiffany	6-0	27	4.5	3-5	.600	3-5	.600	3-4	.750	1	7	8	1.3	2	0	2	4	0	0	12	2.0								
40	WHITE, Jatarie	8-0	81	10.1	4-18	.222	0-0	.000	4-8	.500	8	13	21	2.6	10	0	2	9	3	1	12	1.5								
00	FARMER, India	5-0	12	2.4	0-1	.000	0-0	.000	2-2	1.000	1	1	2	0.4	1	0	0	0	0	1	2	0.4								
03	DUCKETT, Kaydra	9-0	22	2.4	0-5	.000	0-1	.000	0-2	.000	1	2	3	0.3	1	0	0	0	0	0	0	0.0								
Team											30	29	59												4					
Total.....		16	3200		439-929	.473	74-216	.343	250-363	.689	226	449	675	42.2	264	5	234	254	107	130	1202	75.1								
Opponents.....		16	3200		333-949	.351	58-225	.258	164-247	.664	200	316	516	32.2	338	12	146	255	43	123	888	55.5								

<b>TEAM STATISTICS</b>	<b>SC</b>	<b>OPP</b>	<b>Date</b>	<b>Opponent</b>	<b>Score</b>	<b>Att.</b>
SCORING	1202	888	* 01/02/15	AUBURN	w 77-58	16465
Points per game	75.1	55.5	* 01/04/15	at LSU	w 75-51	3438
Scoring margin	+19.6	-	* 01/08/15	at Alabama	w 102-59	2454
FIELD GOALS-ATT	439-929	333-949	* 01/11/15	#10/11 KENTUCKY	w 68-60	17156
Field goal pct	.473	.351	* 01/15/15	at Mizzou	w 60-49	1440
3 POINT FG-ATT	74-216	58-225	* 01/19/15	at Florida	w 77-42	1503
3-point FG pct	.343	.258	* 01/26/15	#12/10 TEXAS A&M	w 79-61	13546
3-pt FG made per game	4.6	3.6	* 01/29/15	ALABAMA	w 85-54	11927
FREE THROWS-ATT	250-363	164-247	* 02/01/15	at Ole Miss	w 77-59	1935
Free throw pct	.689	.664	* 02/05/15	at #22/21 Georgia	w 58-35	4896
F-Throws made per game	15.6	10.3	* 02/12/15	LSU	w 86-62	12342
REBOUNDS	675	516	* 02/15/15	VANDERBILT	w 89-59	15255
Rebounds per game	42.2	32.2	* 02/19/15	at Arkansas	w 73-56	1531
Rebounding margin	+9.9	-	* 02/23/15	#6/6 TENNESSEE	w 71-66	14390
ASSISTS	234	146	* 02/26/15	#11/13 MISS. STATE	w 69-50	15047
Assists per game	14.6	9.1	* 03/01/15	at #13/15 Kentucky	L 56-67	7560
TURNOVERS	254	255	* = SEC game			
Turnovers per game	15.9	15.9	@ = Junkanoo Jam (Freeport, Bahamas)			
Turnover margin	+0.1	-	< = Subway Classic (Minneapolis)			
Assist/turnover ratio	0.9	0.6				
STEALS	130	123				
Steals per game	8.1	7.7				
BLOCKS	107	43				
Blocks per game	6.7	2.7				
ATTENDANCE	116128	24757				
Home games-Avg/Game	8-14516	8-3095				
Neutral site-Avg/Game	-	0-0				

<b>Score by Periods</b>	<b>1st</b>	<b>2nd</b>	<b>Totals</b>
South Carolina	591	611	1202
Opponents	403	485	888



### 2014-15 South Carolina Basketball

#### #3/4 South Carolina Combined Team Statistics (as of Mar 28, 2015)

#### NCAA Tournament



#	Player	gp-gs	min	avg	fg-fga	3fg-3fga	3fg%	ft-fth	ft%	off	def	tot	avg	pf	dq	a	to	blk	stl	pts	avg																				
																						RECORD:	OVERALL	HOME	AWAY	NEUTRAL															
ALL GAMES																						3-0	2-0	0-0	1-0																
CONFERENCE																						0-0	0-0	0-0	0-0																
NON-CONFERENCE																						3-0	2-0	0-0	1-0																
Team																						3	600	86-157	548	18-46	391	55-74	743	29	81	110	36.7	56	1	57	42	14	19	245	81.7
Opponents.....																						3	600	61-176	347	14-48	292	45-62	726	40	55	95	31.7	63	3	21	37	10	19	181	60.3

TEAM STATISTICS		SC	OPP	Date	Opponent	Score	Att.
SCORING	Points per game	245	181	3/20/15	SAVANNAH STATE	w 81-48	10644
FIELD GOALS-ATT	Field goal pct	86-157	61-176	3/22/15	SYRACUSE	w 97-68	10485
3 POINT FG-ATT	3-pt FG made per game	18-46	14-48	3/27-15	vs #15/12 North Carolina	w 67-65	6286
FREE THROWS-ATT	Free throw pct	743	726	* = SEC game			
F-Throws made per game	REBOUNDS	110	95	@ = Junkeno Jam (Freeport, Bahamas)			
Rebounds per game	Rebounding margin	36.7	31.7	< = Subway Classic (Minneapolis)			
ASSISTS	Assists per game	57	21	^ = SEC Tournament (N. Little Rock, Ark.)			
TURNOVERS	Turnovers per game	14.0	12.3	\$ = NCAA Tournament (Columbia, S.C.)			
ATTENDANCE	Home games-Avg/Game	21129	6286				
Neutral site-Avg/Game		2-10664	0-0				
		-	-16286				
Score by Periods		1st	2nd	Totals			
#3/4 South Carolina		125	120	245			
Opponents		80	101	181			



### 2014-15 South Carolina Basketball

#### #3/4 South Carolina Combined Team Statistics (as of Mar 28, 2015)

#### Postseason



#	Player	gp-gs	min	avg	fg-fga	3fg-3fga	3fg%	ft-fth	ft%	off	def	tot	avg	pf	dq	a	to	blk	stl	pts	avg																				
																						RECORD:	OVERALL	HOME	AWAY	NEUTRAL															
ALL GAMES																						6-0	2-0	0-0	4-0																
CONFERENCE																						0-0	0-0	0-0	0-0																
NON-CONFERENCE																						6-0	2-0	0-0	4-0																
Team																						6	1200	164-322	509	30-85	353	81-111	730	66	162	228	38.0	92	1	106	81	40	37	439	73.2
Opponents.....																						6	1200	110-339	324	28-87	322	69-103	670	77	187	104	30.7	105	4	51	71	16	34	317	52.8

TEAM STATISTICS		SC	OPP	Date	Opponent	Score	Att.
SCORING	Points per game	439	317	3/06/15	vs Arkansas	w 58-36	4630
FIELD GOALS-ATT	Field goal pct	164-322	110-339	3/07/15	vs LSU	w 74-54	5524
3 POINT FG-ATT	3-point FG pct	30-85	28-87	3/08/15	vs #5/5 Tennessee	w 62-46	5819
FREE THROWS-ATT	Free throw pct	81-111	69-103	3/20/15	SAVANNAH STATE	w 81-48	10644
F-Throws made per game	REBOUNDS	110	95	3/22/15	SYRACUSE	w 97-68	10485
Rebounds per game	Rebounding margin	38.0	30.7	3/27-15	vs #15/12 North Carolina	w 67-65	6286
ASSISTS	Assists per game	106	51	* = SEC game			
TURNOVERS	Turnovers per game	13.5	11.5	@ = Junkeno Jam (Freeport, Bahamas)			
ATTENDANCE	Home games-Avg/Game	21129	22259	< = Subway Classic (Minneapolis)			
Neutral site-Avg/Game		2-10664	0-0	^ = SEC Tournament (N. Little Rock, Ark.)			
		-	-45665	\$ = NCAA Tournament (Columbia, S.C.)			
Score by Periods		1st	2nd	Totals			
#3/4 South Carolina		212	227	439			
Opponents		154	163	317			



### 2014-15 South Carolina Basketball

#### South Carolina Combined Team Statistics (as of Mar 22, 2015)

#### Home games



#	Player	gp-gs	min	avg	fg-fga	3fg-3fga	3fg%	ft-fth	ft%	off	def	tot	avg	pf	dq	a	to	blk	stl	pts	avg																				
																						RECORD:	OVERALL	HOME	AWAY	NEUTRAL															
ALL GAMES																						16-0	16-0	0-0	0-0																
CONFERENCE																						8-0	8-0	0-0	0-0																
NON-CONFERENCE																						8-0	8-0	0-0	0-0																
Team																						16	3200	494-963	513	67-196	342	288-400	720	242	438	680	42.5	228	3	302	230	92	165	1343	83.9
Opponents.....																						16	3200	326-917	356	59-210	281	151-216	699	179	283	462	28.9	348	10	152	288	53	121	862	53.9



### 2014-15 South Carolina Basketball

#### #3/4 South Carolina Combined Team Statistics (as of Mar 28, 2015)

#### Ranked



#	Player	gp-gs	min	avg	fg-fga	3fg-3fga	3fg%	ft-fth	ft%	off	def	tot	avg	pf	dq	a	to	blk	stl	pts	avg																				
																						RECORD:	OVERALL	HOME	AWAY	NEUTRAL															
ALL GAMES																						9-2	4-0	2-2	3-0																
CONFERENCE																						5-1	4-0	1-1	0-0																
NON-CONFERENCE																						4-1	0-0	1-1	3-0																
Team																						11	2200	262-649	404	48-148	324	138-215	642	166	292	458	41.6	186	5	129	156	68	710	64.5	
Opponents.....																						11	2200	234-649	361	48-169	284	134-189	709	148	260	408	37.1	198	2	116	149	46	72	650	59.1



### 2014-15 South Carolina Basketball

#### #3/4 South Carolina Combined Team Statistics (as of Mar 28, 2015)

#### Away/Neutral



#	Player	gp-gs	min	avg	fg-fga	3fg-3fga	3fg%	ft-fth	ft%	off	def	tot	avg	pf	dq	a	to	blk	stl	pts	avg																				
																						RECORD:	OVERALL	HOME	AWAY	NEUTRAL															
ALL GAMES																						19-2	7-1	0-0	8-0																
CONFERENCE																						12-1	0-0	2-1	0-0																
NON-CONFERENCE																						12-1	0-0	2-1	0-0																
Team																						21	4200	562-1201	468	117-324	361	256-395	648	280	573	853	40.6	342	5	330	330	152	1497	71.0	
Opponents.....																						21	4200	400-1190	336	88-315	279	229-348	658	266	439	705	33.6	388	13	184	313	57	127	1117	53.2

TEAM STATISTICS		SC	OPP	Date	Opponent	Score	Att.
SCORING	Points per game	710	650	11/28/14	vs #22/22 Syracuse	w 67-63	342
FIELD GOALS-ATT	Field goal pct	262-649	234-649	12/07/14	at #9/8 Duke	w 51-50	6004
3 POINT FG-ATT	3-point FG pct	48-148	48-169	01/11/15	#10/11 KENTUCKY	w 68-60	17156
FREE THROWS-ATT	Free throw pct	138-215	134-189	01/26/15	#12/10 TEXAS A&M	w 79-61	13546
F-Throws made per game	REBOUNDS	110	95	02/05/15	at #22/21 Georgia	w 58-35	4696
Rebounds per game	Rebounding margin	41.6	37.1	02/09/15	at #22 Connecticut	L 62-87	10167
ASSISTS	Assists per game	117	10.5	02/23/15	#6/6 TENNESSEE	w 71-66	14390
TURNOVERS	Turnovers per game	14.2	13.5	02/26/15	at #11/3 MISS. STATE	w 69-50	15047
ATTENDANCE	Home games-Avg/Game	4-15035	4-1757	03/01/15	at #11/3 Kentucky	L 56-67	7560
Neutral site-Avg/Game		-	-3-4149	03/08/15	vs #5/5 Tennessee	w 62-46	5819
		-	-4-5665	3/27-15	vs #15/12 North Carolina	w 67-65	6286
Score by Periods		1st	2nd	Totals			
#3/4 South Carolina		323	327	650			
Opponents		323	327	650			



**2014-15 South Carolina Basketball**  
**#3/4 South Carolina Points-Rebounds-Assists (as of Mar 27, 2015)**  
**All games**



Opponent	Date	Score	00	01	02	03	05	15	22	
			FARMER,IND	CUEVAS,BIA	GAINES,OLI	DUCKETT,KA	SESSIONS,K	DAVIS,TIFF	WILSON,A'J	
SOUTHERN CAL	11/15/14	70-61	w	DNP	0-1-0	0-0-0	DNP	6-2-2	DNP	4-5-1
CLEMSON	11/20/14	99-41	w	0-1-0	10-3-2	0-5-2	0-0-1	7-6-4	3-1-2	18-5-0
SAN DIEGO STATE	11/23/14	89-38	w	1-0-0	11-3-5	0-2-1	DNP	6-0-3	0-2-1	15-9-3
vs Wisconsin	11/27/14	67-44	w	0-0-0	2-1-1	0-1-3	0-0-0	2-4-2	2-0-0	11-6-1
vs #22/22 Syracuse	11/28/14	67-63	w	DNP	0-0-0	0-0-0	DNP	5-1-3	DNP	15-10-0
NC CENTRAL	12/01/14	90-26	w	0-2-0	4-1-5	4-1-0	2-1-0	4-4-8	0-1-1	16-8-1
CHARLOTTE	12/04/14	82-61	w	0-0-0	0-1-1	0-0-0	0-0-0	6-2-4	DNP	17-3-1
at #9/8 Duke	12/07/14	51-50	w	DNP	0-0-0	0-0-0	DNP	0-2-2	DNP	10-5-0
SAVANNAH STATE	12/14/14	111-49	w	1-2-0	9-1-0	2-4-1	2-4-1	4-2-4	3-1-1	23-6-1
at Hampton	12/17/14	69-49	w	DNP	12-1-1	0-0-0	DNP	2-3-5	0-1-0	12-6-1
vs Central Michigan	12/20/14	80-45	w	0-0-0	2-1-4	2-2-0	0-1-0	2-2-3	0-0-0	12-5-0
vs Liberty	12/21/14	84-44	w	0-0-0	6-1-3	2-1-3	0-0-0	0-1-1	0-1-0	17-10-1
AUBURN	01/02/15	77-58	w	0-1-0	10-0-1	3-1-1	DNP	3-3-4	0-0-0	12-10-1
at LSU	01/04/15	75-51	w	0-0-0	8-1-2	2-0-3	0-0-0	0-3-0	3-3-2	21-13-2
at Alabama	01/08/15	102-59	w	0-1-0	7-3-3	2-1-3	0-1-0	2-1-5	4-1-0	11-5-3
#10/11 KENTUCKY	01/11/15	68-60	w	DNP	2-0-0	DNP	DNP	12-5-2	0-0-0	8-9-1
at Mizzou	01/15/15	60-49	w	DNP	5-2-1	0-0-0	DNP	7-5-2	DNP	3-4-0
at Florida	01/19/15	77-42	w	2-0-0	11-2-4	1-2-1	0-0-0	0-3-2	3-2-0	16-9-0
#12/10 TEXAS A&M	01/26/15	79-61	w	DNP	4-2-1	0-0-0	0-0-0	4-2-2	2-2-0	18-9-1
ALABAMA	01/29/15	85-54	w	DNP	6-4-5	6-0-0	0-0-0	7-4-4	DNP	17-5-3
at Ole Miss	02/01/15	77-59	w	0-0-0	21-4-0	0-0-0	0-0-0	7-2-3	DNP	11-6-1
at #22/21 Georgia	02/05/15	58-35	w	DNP	16-4-2	2-1-1	0-1-0	1-3-2	DNP	4-5-0
at #2/2 Connecticut	02/09/15	62-87	L	DNP	2-0-1	0-1-0	0-1-0	8-1-1	DNP	10-6-2
LSU	02/12/15	86-62	w	DNP	8-2-0	0-0-1	DNP	12-0-2	DNP	26-8-0
VANDERBILT	02/15/15	89-59	w	DNP	4-3-5	0-3-1	0-1-0	3-2-3	DNP	20-5-2
at Arkansas	02/19/15	73-56	w	DNP	0-0-0	0-0-0	DNP	11-5-7	DNP	14-4-1
#6/6 TENNESSEE	02/23/15	71-66	w	DNP	0-1-1	DNP	DNP	2-2-4	DNP	8-1-0
#11/13 MISS. STATE	02/26/15	69-50	w	DNP	2-1-0	9-3-0	DNP	5-2-4	DNP	13-7-1
at #13/15 Kentucky	03/01/15	56-67	L	DNP	4-2-0	3-0-1	0-0-0	2-1-1	DNP	16-19-1
vs Arkansas	03/06/15	58-36	w	DNP	4-0-4	0-1-0	DNP	0-3-3	DNP	8-7-1
vs LSU	03/07/15	74-54	w	DNP	4-0-3	4-2-4	DNP	2-1-3	DNP	7-4-0
vs #5/5 Tennessee	03/08/15	62-46	w	0-0-0	0-0-1	0-0-0	0-0-0	12-2-3	DNP	11-3-0
SAVANNAH STATE	3/20/15	81-48	w	0-1-0	8-0-5	2-1-2	0-1-0	10-2-0	0-3-0	15-9-3
SYRACUSE	3/22/15	97-68	w	0-0-0	12-1-0	6-0-1	0-0-1	2-2-2	3-0-0	13-4-1
vs #15/12 North Carolin	03-27-15	67-65	w	DNP	2-1-0	3-3-2	DNP	0-3-2	DNP	4-2-0

Opponent	Date	Score	23	24	25	31	33	40	41	
			ROY,TINA	WELCH,ALEI	MITCHELL,T	DOZIER,ASI	IBIAM,ELEM	WHITE,JATA	COATES,ALA	
SOUTHERN CAL	11/15/14	70-61	w	9-2-6	10-7-0	18-2-4	0-0-1	5-6-0	0-2-1	18-13-0
CLEMSON	11/20/14	99-41	w	DNP	17-3-3	15-0-5	3-1-4	3-3-0	11-5-0	12-10-2
SAN DIEGO STATE	11/23/14	89-38	w	5-3-2	6-3-3	20-2-3	5-0-4	4-2-0	6-6-0	10-5-0
vs Wisconsin	11/27/14	67-44	w	7-4-2	4-3-2	7-3-3	7-0-4	8-7-0	10-3-2	7-9-0
vs #22/22 Syracuse	11/28/14	67-63	w	12-2-5	11-5-3	21-8-3	3-0-1	0-3-2	0-0-0	0-1-0
NC CENTRAL	12/01/14	90-26	w	0-2-3	11-4-2	14-3-4	14-0-1	10-4-0	2-1-0	9-5-1
CHARLOTTE	12/04/14	82-61	w	9-1-3	10-9-3	9-1-2	0-0-3	16-3-1	DNP	15-13-3
at #9/8 Duke	12/07/14	51-50	w	0-1-0	8-8-1	7-3-4	11-0-0	8-5-1	DNP	7-10-0
SAVANNAH STATE	12/14/14	111-49	w	0-7-10	11-8-0	15-2-2	0-0-2	21-4-0	DNP	20-10-1
at Hampton	12/17/14	69-49	w	0-2-1	4-5-4	20-4-3	3-0-2	4-7-2	DNP	12-13-0
vs Central Michigan	12/20/14	80-45	w	2-2-4	12-3-2	18-4-2	4-1-3	10-12-1	DNP	16-10-2
vs Liberty	12/21/14	84-44	w	5-3-1	15-4-3	14-1-2	3-4-4	11-5-0	DNP	11-6-2
AUBURN	01/02/15	77-58	w	3-1-2	12-6-0	7-1-4	5-0-4	11-2-0	DNP	11-14-0
at LSU	01/04/15	75-51	w	6-1-4	6-5-1	17-4-2	3-0-1	2-4-1	DNP	7-4-0
at Alabama	01/08/15	102-59	w	11-2-1	10-2-1	16-1-3	15-2-2	4-3-0	DNP	20-3-1
#10/11 KENTUCKY	01/11/15	68-60	w	2-1-1	9-11-2	19-5-4	5-4-2	8-4-0	0-3-0	3-6-0
at Mizzou	01/15/15	60-49	w	0-1-1	8-14-1	19-6-1	3-3-0	0-3-0	0-2-0	15-7-0
at Florida	01/19/15	77-42	w	5-1-3	6-2-4	18-0-1	2-0-0	4-3-0	3-3-0	6-13-1
#12/10 TEXAS A&M	01/26/15	79-61	w	5-1-2	12-7-0	16-2-3	0-1-1	6-3-0	DNP	12-11-3
ALABAMA	01/29/15	85-54	w	5-1-1	8-1-1	11-4-2	5-1-3	6-4-0	DNP	14-10-1
at Ole Miss	02/01/15	77-59	w	1-1-1	6-5-2	11-5-1	0-1-2	10-1-1	DNP	10-10-1
at #22/21 Georgia	02/05/15	58-35	w	6-2-0	2-14-2	14-3-3	0-4-0	8-3-0	5-7-0	DNP
at #2/2 Connecticut	02/09/15	62-87	L	0-0-0	17-11-0	17-4-3	2-1-1	0-3-0	0-0-0	6-3-1
LSU	02/12/15	86-62	w	9-2-2	6-9-5	11-2-4	2-0-1	6-4-0	0-2-2	6-8-1
VANDERBILT	02/15/15	89-59	w	9-2-4	6-9-1	20-3-1	0-0-1	9-4-1	4-4-0	14-3-1
at Arkansas	02/19/15	73-56	w	6-2-2	2-3-3	15-0-2	9-2-1	2-3-0	DNP	14-11-0
#6/6 TENNESSEE	02/23/15	71-66	w	0-1-0	19-14-2	16-7-4	7-3-1	12-8-0	DNP	7-6-1
#11/13 MISS. STATE	02/26/15	69-50	w	0-0-1	4-6-1	16-4-2	4-1-1	6-1-0	0-0-0	10-7-1
at #13/15 Kentucky	03/01/15	56-67	L	10-2-1	7-2-3	8-4-3	0-2-0	0-2-0	0-0-0	6-7-0
vs Arkansas	03/06/15	58-36	w	4-2-4	6-4-2	12-3-1	6-2-1	7-9-0	0-1-0	11-8-0
vs LSU	03/07/15	74-54	w	15-1-4	11-10-3	4-0-2	2-0-1	9-4-0	0-1-1	16-8-0
vs #5/5 Tennessee	03/08/15	62-46	w	0-4-3	14-8-1	17-7-2	0-1-1	2-1-0	2-0-0	4-8-1
SAVANNAH STATE	3/20/15	81-48	w	0-1-1	12-1-2	7-0-3	7-0-4	2-2-0	6-3-0	12-4-3





**2014-15 South Carolina Basketball**  
**#3/4 South Carolina Team Game-by-Game Comparison (as of Mar 27, 2015)**  
**All games**



Opponent	1st	2nd	Score	Mar	Total FG	FG Pct	3-Pointers	3FG Pct	Free Throws	FT Pct	Rebounds	Assist	T/Over	Block	Steal	Fouls
SOUTHERN CAL	27/24	43/37	70-61	+9	23-50/21-63	.460/.333	5-15/3-10	.333/.300	19-27/16-20	.704/.800	43/34	15/9	19/15	10/2	9/10	18/23
CLEMSON	45/21	54/20	99-41	+58	38-72/17-53	.528/.321	8-15/4-17	.533/.235	15-22/3-6	.682/.500	50/28	25/8	7/18	6/8	9/4	7/19
SAN DIEGO STATE	51/16	38/22	89-38	+51	33-65/14-49	.508/.286	9-19/6-14	.474/.429	14-20/4-8	.700/.500	40/33	25/8	10/29	1/2	18/7	7/19
Wisconsin	31/18	36/26	67-44	+23	28-64/13-46	.438/.283	3-12/4-11	.250/.364	8-14/14-22	.571/.636	41/34	20/10	10/19	7/1	12/1	16/16
#22/22 Syracuse	31/35	36/28	67-63	+4	23-64/22-58	.359/.379	9-28/7-23	.346/.304	12-20/12-18	.600/.667	35/50	17/15	5/16	4/1	4/3	19/21
NC CENTRAL	39/16	51/10	90-26	+64	35-58/10-45	.603/.222	5-13/2-10	.385/.200	15-22/4-10	.682/.400	40/23	26/2	13/28	8/1	2/17	11/22
CHARLOTTE	46/28	36/33	82-61	+21	30-54/24-53	.556/.453	4-13/3-8	.308/.375	18-26/10-13	.692/.769	37/20	21/16	15/18	7/3	7/9	14/23
#9/8 Duke	17/21	34/29	51-50	+1	20-53/18-57	.377/.316	3-12/4-19	.250/.211	8-16/10-13	.500/.769	36/44	8/8	18/22	5/8	12/8	15/16
SAVANNAH STATE	60/22	51/27	111-49	+62	38-65/21-59	.565/.356	1-8/1-14	.125/.071	34-47/6-11	.723/.545	56/21	23/8	12/20	6/2	1/8	12/31
Hampton	37/25	32/24	69-49	+20	25-55/18-52	.455/.346	9-19/5-17	.474/.294	10-16/8-13	.625/.615	48/21	19/8	18/10	7/1	2/5	19/18
Central Michigan	37/24	43/21	80-45	+35	37-72/18-59	.514/.305	3-17/2-12	.176/.167	3-9/7-9	.333/.778	48/36	21/7	16/23	6/1	14/6	7/12
Liberty	44/20	40/24	84-44	+40	31-64/18-55	.484/.327	5-11/2-12	.455/.167	17-26/6-6	.654/1.000	48/30	20/10	8/18	6/9	10/4	12/21
AUBURN	34/17	43/41	77-58	+19	30-62/21-62	.484/.339	3-11/4-14	.273/.286	14-23/12-14	.609/.857	42/34	17/8	18/16	6/6	8/11	16/26
LSU	37/22	38/29	75-51	+24	27-53/22-64	.509/.344	8-21/1-7	.381/.143	13-18/6-16	.722/.375	30/26	18/4	23/18	7/1	8/13	19/20
Alabama	48/30	54/29	102-59	+43	37-58/19-51	.638/.373	11-21/4-15	.524/.267	17-20/17-22	.850/.773	30/26	22/7	7/17	7/1	8/4	15/15
#10/11 KENTUCKY	35/38	33/22	68-60	+8	23-68/22-67	.338/.328	4-16/4-15	.250/.267	18-26/12-14	.692/.857	55/37	12/11	16/11	10/8	3/10	13/22
Mizzou	25/20	35/29	60-49	+11	21-58/16-54	.362/.296	4-17/7-22	.235/.318	14-23/10-15	.609/.667	51/33	6/6	14/14	5/0	5/7	18/24
Florida	40/17	37/25	77-42	+35	32-54/19-70	.593/.271	4-10/1-15	.400/.067	9-14/3-4	.643/.750	42/35	16/6	16/15	5/2	9/4	13/20
#12/10 TEXAS A&M	39/31	40/30	79-61	+18	27-55/24-62	.491/.387	1-4/3-8	.250/.375	24-30/10-16	.800/.625	43/29	13/11	16/16	7/3	9/8	20/22
ALABAMA	38/21	47/33	85-54	+31	33-58/19-53	.569/.358	2-13/6-18	.154/.333	17-25/10-13	.680/.769	37/22	20/10	19/21	6/1	12/9	16/22
Ole Miss	36/29	41/30	77-59	+18	24-51/23-57	.471/.404	4-9/5-20	.444/.250	25-40/8-22	.625/.364	40/36	12/10	10/16	5/0	7/7	17/32
#22/21 Georgia	30/14	28/21	58-35	+23	22-57/12-58	.386/.207	6-16/2-19	.375/.105	8-18/9-15	.444/.600	50/38	10/5	19/17	10/3	4/7	21/19
#2/2 Connecticut	31/47	31/40	62-87	(25)	26-66/31-56	.394/.554	5-9/8-11	.556/.727	5-10/17-23	.500/.739	37/34	9/18	17/11	1/6	6/8	18/11
LSU	48/20	38/42	86-62	+24	31-59/25-70	.525/.357	7-12/1-7	.583/.143	17-22/11-13	.773/.846	39/36	18/13	21/20	6/4	12/12	13/19
VANDERBILT	46/27	43/32	89-59	+30	31-65/25-52	.477/.481	5-13/2-4	.385/.500	22-26/7-13	.846/.538	43/23	20/12	16/22	2/2	14/7	15/23
Arkansas	38/31	35/25	73-56	+17	25-48/22-54	.521/.407	7-17/6-12	.412/.500	16-20/6-12	.800/.500	34/24	16/12	18/15	1/11	9/7	16/18
#6/6 TENNESSEE	36/33	35/33	71-66	+5	30-70/26-60	.429/.433	1-8/3-13	.125/.231	10-14/11-14	.714/.786	46/33	13/10	5/6	3/1	5/2	12/14
#11/13 MISS. STATE	39/26	30/24	69-50	+19	26-51/19-55	.510/.345	1-6/7-23	.167/.304	16-24/5-9	.667/.556	36/30	11/14	16/20	5/4	12/6	15/22
#13/15 Kentucky	22/27	34/40	56-67	(11)	20-62/19-60	.323/.317	6-22/2-13	.273/.154	10-20/27-35	.500/.771	45/45	10/7	20/11	12/6	5/9	25/20
Arkansas	31/17	27/19	58-36	+22	24-54/11-57	.444/.193	2-10/4-15	.200/.267	8-12/10-15	.667/.667	44/32	16/9	13/8	15/3	4/5	14/16
LSU	27/31	47/23	74-54	+20	29-54/20-52	.537/.385	5-16/6-12	.313/.500	11-16/8-14	.688/.571	36/25	21/13	17/16	5/1	10/7	11/17
#5/5 Tennessee	29/26	33/20	62-46	+16	25-57/18-54	.439/.333	5-13/4-12	.385/.333	7-9/6-12	.778/.500	38/32	12/8	9/10	6/2	4/3	11/19
SAVANNAH STATE	43/30	38/18	81-48	+33	34-53/17-51	.642/.333	3-11/2-9	.273/.222	10-15/12-19	.667/.632	33/24	23/4	15/15	5/2	10/8	20/17
SYRACUSE	53/25	44/43	97-68	+29	32-58/21-63	.552/.333	8-19/8-26	.421/.308	25-31/18-23	.806/.783	40/35	20/8	12/13	4/4	5/3	19/24
#15/12 North Carolina	29/25	38/40	67-65	+2	20-46/23-62	.435/.371	7-16/4-13	.436/.308	20-28/15-20	.714/.750	37/36	14/9	15/9	5/4	4/8	17/22

Note: Game totals are displayed in the format TEAM/OPPONENT for each category



**2014-15 South Carolina Basketball**  
**#3/4 South Carolina Season Schedule/Results & Leaders (as of Mar 27, 2015)**  
**All games**



<b>RECORD:</b>	<b>OVERALL</b>	<b>HOME</b>	<b>AWAY</b>	<b>NEUTRAL</b>
ALL GAMES	33-2	16-0	9-2	8-0
CONFERENCE	15-1	8-0	7-1	0-0
NON-CONFERENCE	18-1	8-0	2-1	8-0

<b>Date</b>	<b>Opponent</b>	<b>Score</b>	<b>Att.</b>	<b>High Points</b>	<b>High Rebounds</b>
11/15/14	SOUTHERN CAL	w 70-61	10057	(18)COATES, Alaina (18)MITCHELL, Tiffany	(13)COATES, Alaina
11/20/14	CLEMSON	w 99-41	11012	(18)WILSON, A'ja	(10)COATES, Alaina
11/23/14	SAN DIEGO STATE	w 89-38	10301	(20)MITCHELL, Tiffany	(9)WILSON, A'ja
11/27/14	@vs Wisconsin	w 67-44	167	(11)WILSON, A'ja	(9)COATES, Alaina
11/28/14	@vs #22/22 Syracuse	w 67-63	342	(21)MITCHELL, Tiffany	(10)WILSON, A'ja
12/01/14	NC CENTRAL	w 90-26	8823	(16)WILSON, A'ja	(8)WILSON, A'ja
12/04/14	CHARLOTTE	w 82-61	9629	(17)WILSON, A'ja	(13)COATES, Alaina
12/07/14	at #9/8 Duke	w 51-50	6004	(11)DOZIER, Asia	(10)COATES, Alaina
12/14/14	SAVANNAH STATE	w 111-49	9605	(23)WILSON, A'ja	(10)COATES, Alaina
12/17/14	at Hampton	w 69-49	4000	(20)MITCHELL, Tiffany	(13)COATES, Alaina
12/20/14	<vs Central Michigan	w 80-45	2858	(18)MITCHELL, Tiffany	(12)IBIAM, Elem
12/21/14	<vs Liberty	w 84-44	2659	(17)WILSON, A'ja	(10)WILSON, A'ja
01/02/15	*AUBURN	w 77-58	16465	(12)WILSON, A'ja (12)WELCH, Aleighsa	(14)COATES, Alaina
01/04/15	*at LSU	w 75-51	3438	(21)WILSON, A'ja	(13)WILSON, A'ja
01/08/15	*at Alabama	w 102-59	2454	(20)COATES, Alaina	(5)WILSON, A'ja
01/11/15	*#10/11 KENTUCKY	w 68-60	17156	(19)MITCHELL, Tiffany	(11)WELCH, Aleighsa
01/15/15	*at Mizzou	w 60-49	1440	(19)MITCHELL, Tiffany	(14)WELCH, Aleighsa
01/19/15	*at Florida	w 77-42	1503	(18)MITCHELL, Tiffany	(13)COATES, Alaina
01/26/15	*#12/10 TEXAS A&M	w 79-61	13546	(18)WILSON, A'ja	(11)COATES, Alaina
01/29/15	*ALABAMA	w 85-54	11927	(17)WILSON, A'ja	(10)COATES, Alaina
02/01/15	*at Ole Miss	w 77-59	1935	(21)CUEVAS, Bianca	(10)COATES, Alaina
02/05/15	*at #22/21 Georgia	w 58-35	4896	(16)CUEVAS, Bianca	(14)WELCH, Aleighsa
02/09/15	at #2/2 Connecticut	62-87 L	10167	(17)MITCHELL, Tiffany (17)WELCH, Aleighsa	(11)WELCH, Aleighsa
02/12/15	*LSU	w 86-62	12342	(26)WILSON, A'ja	(9)WELCH, Aleighsa
02/15/15	*VANDERBILT	w 89-59	15255	(20)WILSON, A'ja (20)MITCHELL, Tiffany	(9)WELCH, Aleighsa
02/19/15	*at Arkansas	w 73-56	1531	(15)MITCHELL, Tiffany	(11)COATES, Alaina
02/23/15	*#6/6 TENNESSEE	w 71-66	14390	(19)WELCH, Aleighsa	(14)WELCH, Aleighsa
02/26/15	*#11/13 MISS. STATE	w 69-50	15047	(16)MITCHELL, Tiffany	(7)WILSON, A'ja (7)COATES, Alaina
03/01/15	*at #13/15 Kentucky	56-67 L	7560	(16)WILSON, A'ja	(19)WILSON, A'ja
03/06/15	^vs Arkansas	w 58-36	4630	(12)MITCHELL, Tiffany	(9)IBIAM, Elem
03/07/15	^vs LSU	w 74-54	5524	(16)COATES, Alaina	(10)WELCH, Aleighsa
03/08/15	^vs #5/5 Tennessee	w 62-46	5819	(17)MITCHELL, Tiffany	(8)WELCH, Aleighsa (8)COATES, Alaina
3/20/15	\$SAVANNAH STATE	w 81-48	10644	(15)WILSON, A'ja	(9)WILSON, A'ja
3/22/15	\$SYRACUSE	w 97-68	10485	(14)COATES, Alaina (14)MITCHELL, Tiffany	(10)WELCH, Aleighsa
03-27-15	vs #15/12 North Carolina	w 67-65		(18)COATES, Alaina (18)MITCHELL, Tiffany	(10)COATES, Alaina

\* = SEC game  
 @ = Junkanoo Jam (Freeport, Bahamas)  
 < = Subway Classic (Minneapolis)  
 ^ = SEC Tournament (N. Little Rock, Ark.)  
 \$ = NCAA Tournament (Columbia, S.C.)

<b>Attendance Summary</b>	<b>Games</b>	<b>Attend</b>	<b>Avg/Game</b>
Home	16	196684	12293
Away	11	44928	4084
Neutral	8	21999	2750
Total	35	263611	7532