



2015-16 Women's Basketball SOUTH CAROLINA

Assoc. Media Relations Director: Diana Koval | Office: 803.777.7977 | Cell: 314.369.6050 | Email: dkoval@mailbox.sc.edu | Twitter: @DianaKovalSID
Website: www.GamecocksOnline.com | Twitter: @GamecockWBB | Instagram: @GamecockWBB | Facebook: @GamecockWBB

Game 11

Dec. 20, 2015 • 1 p.m. • Myrtle Beach, S.C. • Myrtle Beach Convention Center

South Carolina Gamecocks
10-0



vs.



East Carolina Pirates
6-5

Ranking: 2/2 (AP/Coaches)

Head Coach: Dawn Staley

Record at South Carolina: 165-74 (8th)

Career Record: 337-154 (16th)

Top Scorer: A'ja Wilson (18.4)

Top Rebounder: A'ja Wilson (9.3)

Ranking: --

Head Coach: Heather Macy

Record at ECU: 100-69 (6th)

Career Record: 215-108 (11th)

Top Scorer: Jada Payne (20.9)

Top Rebounder: Jada Payne (10.2)

Schedule/Results

Nov. 13	#6/10 Ohio State (SECN+)	W, 88-80
Nov. 15	UNCG (SECN+)	W, 92-44
Nov. 18	at Clemson (ESPN3)	W, 67-41
Nov. 22	at UCLA (Pac-12 Network)	W, 68-65

Waikiki Beach Marriott
Rainbow Wahine Showdown

Nov. 27	vs. #16/18 Arizona State	W, 60-58
Nov. 28	vs. CSU Bakersfield	W, 90-71
Nov. 29	at Hawaii	W, 67-51

Dec. 6	#14/13 Duke (ESPN2)	W, 66-55
Dec. 13	Winthrop (SECN)	W, 86-37
Dec. 16	Hampton (SECN+)	W, 86-48

CresCom Bank Carolinas College Women's Challenge

Dec. 20	vs. East Carolina	1 p.m.
---------	-------------------	--------

Dec. 22	Elon (SECN+)	7 p.m.
Jan. 3	Arkansas* (ESPN2)	3 p.m.
Jan. 7	at Vanderbilt* (SECN^)	9 p.m.
Jan. 10	Missouri* (SECN)	Noon
Jan. 14	at Kentucky* (SECN)	7 p.m.
Jan. 17	Texas A&M* (ESPN2)	1:30 p.m.
Jan. 21	at Auburn* (SECN+)	7 p.m.
Jan. 24	at Mississippi State* (ESPN2)	5 p.m.
Jan. 28	Ole Miss* (SECN+)	7 p.m.
Jan. 31	at Texas A&M* (ESPN2)	6 p.m.
Feb. 4	Kentucky* (SECN)	7 p.m.
Feb. 8	Connecticut (ESPN2)	7 p.m.
Feb. 11	Florida* (SECN+)	7 p.m.
Feb. 15	at Tennessee* (ESPN2)	7 p.m.
Feb. 18	Georgia* (SECN+)	7 p.m.
Feb. 22	at Alabama* (SECN)	7 p.m.
Feb. 25	at Ole Miss* (SECN^)	9 p.m.
Feb. 28	LSU* (ESPN2/U)	TBA

SEC Tournament (Jacksonville, Fla.)

Mar. 2	First Round	TBA
Mar. 3	Second Round	TBA
Mar. 4	Quarterfinals	TBA
Mar. 5	Semifinals	TBA
Mar. 6	Final	TBA

All Times Listed as Eastern and are subject to change
< indicates game played in Myrtle Beach, S.C.
* indicates SEC Game

Game Information

Tickets: \$10

Live Stats: BeachBallClassic.com/live-stats

Radio: 107.5 The Game (Brad Muller)

Broadcast: American Sports Network (Tyler Watkins, pxp; Debbie Antonelli, analyst)

Live Video: HTCconnect.com/bbcstreaming/

Series History

South Carolina Record	14-1
At Neutral Site	3-0
In Columbia	6-0
In Hampton	5-0
Last Meeting	SC 67-60, 1/19/98
First Meeting	ECU 74-64, 2/15/75
Current Streak	Won 14

Last Five Meetings:

Date	Result	Location
1/19/98	W, 67-60	Columbia
2/27/89	W, 84-59	Greenville, N.C.
1/4/88	W, 71-53	Columbia, SC
11/28/86	W, 61-55	Statesboro, Ga.
1/2/85	W, 83-61	Greenville, N.C.














Game Notables

- Today marks the Gamecocks' 13th game in Myrtle Beach all-time and their ninth as part of the Beach Ball Classic/Carolinas Challenge at the Convention Center. South Carolina is 6-6 in Myrtle Beach, including a 2-6 mark at the Convention Center, where it previously has faced only North Carolina. The Gamecocks' other games in Myrtle Beach were part of the 1991 and 1993 Coastal Carolina Invationals.
- Plagued by trouble at the foul line this season, the Gamecocks have hit 76.7 percent (33-of-43) over the last two games.
- Junior center Alaina Coates has been on a tear since South Carolina returned from Hawaii, averaging 22.3 points and 11.7 rebounds over the last three games. The stretch includes her first career triple-double (vs. Winthrop, 12/13), which she followed up with a double-double (vs. Hampton, 12/16) three days later.
- Senior guard Khadijah Sessions has been showing off her more efficient offense lately, shooting 68.4 percent from the field (13-of-19) over the last five games to average 6.6 points.
- Senior guard Tiffany Mitchell continues to re-discover her form after a long layoff following August foot surgery, and she is showing more frequent signs of her two-time All-America self. Scoring in double figures in all but one game this season, she shot 50.0 from 3-point range (6-of-12) over the last two games while also averaging 5.5 rebounds during the stretch.

Stat Comparison

ECU	SC
6-5	10-0
0-0	0-0
2-0	5-0
2-1	3-0
2-4	2-0
73.0	77.0
66.2	55.0
.425	.465
.409	.332
.304	.295
.283	.318
.679	.649
14.5	15.5
12.8	15.2
+0.0	+1.5
40.9	43.8
+6.1	+10.4
9.6	8.7
2.3	6.2

2015-16 South Carolina Media Roster

0		<p>Shay Colley 5-8 • Fr. • Guard • Brampton, Ontario, Canada <i>CAHL-ee</i></p> <p>PPG 2.8 RPG 2.1 APG 1.0 FG% .360 FT% .625</p>	<p>LAST GAME: 2 rebs in 8 min vs. Hampton NOTABLE: Showing good poise off the bench and is solid defensively ... hit three straight shots in 3rd qtr vs CSUB ... helped Canada to silver medal at 2014 FIBA U18 Americas Champs.</p>	<p>Career Highs Pts: 7 vs. UNCG, 11/15/15 Reb: 4 vs. Winthrop, 12/13/15 Ast: 4 vs. Winthrop, 12/13/15 Stl: 3 vs. Winthrop, 12/13/15</p>
1		<p>Bianca Cuevas 5-6 • So. • Guard • Bronx, N.Y. <i>kway-VAAS</i></p> <p>PPG 9.9 RPG 2.2 APG 1.6 FG% .436 FT% .714</p>	<p>LAST GAME: 6 pts, 1 reb, 1 asst vs. Hampton NOTABLE: 11th in SEC in FT %age ... 10+ point in 4 of last 6 games, avg. 12.0 pts during the stretch ... Rainbow Wahine Showdown All-Tournament ... 2014 McDonald's All-America.</p>	<p>Career Highs Pts: 21 at Ole Miss, 2/1/15 Reb: 4, 6x, vs. Duke, 12/6/15 Ast: 6 vs. CSUB, 11/28/15 Stl: 4, 2x, vs. Sav. St., 12/14/14</p>
3		<p>Kaydra Duckett 5-8 • So. • Guard • Columbia, S.C. <i>KAY-druh DUCK-it</i></p> <p>PPG 1.0 RPG 1.0 APG 1.0 FG% .286 FT% --</p>	<p>LAST GAME: 3 pts, 2 rebs, 2 assts vs. Hampton NOTABLE: Made 1st career 3 vs. Hampton ... logged career-best 15 mins vs. Winthrop, scoring first points of season ... 2014 SCBCA 3A Player of the Year ... won two HS state titles.</p>	<p>Career Highs Pts: 3 vs. Hampton, 12/16/15 Reb: 4 vs. Sav. St., 12/14/14 Ast: 3 vs. Winthrop, 12/13/15 Min: 15 vs. Winthrop, 12/13/15</p>
4		<p>Doniyah Cliney 6-0 • R-Fr. • Guard • Newark, N.J. <i>dawn-YAY CLY-nee</i></p> <p>PPG -- RPG -- APG -- FG% -- FT% --</p>	<p>LAST GAME: DNP – Injury – Right Hand NOTABLE: Is out several weeks following surgery on right hand ... sat out last season, practicing with team in 2nd semester ... good size on the wing ... won two high school state titles.</p>	<p>Career Highs Pts: — Reb: — Ast: — Stl: —</p>
5		<p>Khadijah Sessions 5-8 • Sr. • Guard • Myrtle Beach, S.C. <i>kub-DEE-zhub SESH-uns</i></p> <p>PPG 5.3 RPG 2.9 APG 2.7 FG% .500 FT% .619</p>	<p>LAST GAME: 5 pts, 4 rebs, 2 assts vs. Hampton NOTABLE: Team captain ... handed out at least four assists 4x this season ... scored in double figures 2x this season ... 8th in SEC in steals (2.0) ... shooting 13-of-19 (.684) last 5 games.</p>	<p>Career Highs Pts: 19 vs. Auburn, 2/3/13 Reb: 6 vs. Clemson, 11/20/14 Ast: 8 vs. NC Central, 12/1/14 Stl: 4, 13x, vs. Duke, 12/6/15</p>
22		<p>A'ja Wilson 6-5 • So. • Forward • Hopkins, S.C. <i>A-zhub</i></p> <p>PPG 18.4 RPG 9.3 BPG 3.1 FG% .545 FT% .711</p>	<p>LAST GAME: 28 pts, 11 rebs, 3 blks vs. Duke NOTABLE: Has SEC-best 5 dbl-dbls ... SEC top 5 in ppg, rpg, fg% and bpg ... sat out last 2 games resting nagging injuries ... Avg. 22.5 pts last 4 games ... 1st SC fr. to earn All-America.</p>	<p>Career Highs Pts: 28 vs. Duke, 12/6/15 Reb: 19 at Kentucky, 3/1/15 Blks: 6, 2x, vs. UNCG, 11/15/15 Stl: 3, 4x, vs. C. Mich., 12/20/14</p>
23		<p>Tina Roy 5-11 • Sr. • Guard • Kaplan, La.</p> <p>PPG 4.4 RPG 1.6 APG 2.8 FG% .259 FT% --</p>	<p>LAST GAME: 3 assts, 3 rebs vs. Hampton NOTABLE: Team captain ... started nine games this season, entering with just 1 in her career ... tied career high with 5 3s, career-high 17 points at UCLA ... hit clutch 3 late in 3rd quarter vs. OSU.</p>	<p>Career Highs Pts: 17 at UCLA, 11/22/15 Reb: 8 at Miss. St., 2/6/14 Ast: 10 vs. Sav. St., 12/14/14 Stl: 3 vs. Southern Cal, 11/15/14</p>
24		<p>Sarah Imovbich 6-2 • Sr. • Forward • Abuja, Nigeria <i>ih-MOE-vee-o</i></p> <p>PPG 6.7 RPG 5.9 APG 0.1 FG% .714 FT% .500</p>	<p>LAST GAME: 19 pts, 7 rebs vs. Hampton NOTABLE: Started three games this season ... dominant vs. Hampton, hitting 6-of-8 FGs ... averaged a double-double in 2014-15, 10.8 rpg (19th in nation, 1st in ACC) and 12.6 ppg.</p>	<p>Career Highs Pts: 19 vs. Hampton, 12/16/15 Reb: 11 vs. UNCG, 11/15/15 Ast: 1 vs. Winthrop, 12/13/15 Stl: 2, 2x, at Clemson, 11/18/15</p>
25		<p>Tiffany Mitchell 5-9 • Sr. • Guard • Charlotte, N.C.</p> <p>PPG 13.4 RPG 3.4 APG 2.1 FG% .390 FT% .810</p>	<p>LAST GAME: 17 pts, 6 rebs, 2 assts vs. Hampton NOTABLE: Team captain ... working into form after foot surgery ... 4th in SEC in FT% and 13th in ppg ... on watch lists for Naismith, Wood and Drysdale Awards ... 2x SEC POY, All-America.</p>	<p>Career Highs Pts: 25 vs. Georgia, 2/27/14 Reb: 11, 5x, at Arkansas, 1/2/14 Ast: 9 at SDSU, 11/23/13 Stl: 7 vs. NC Central, 12/1/14</p>
31		<p>Asia Dozier 6-0 • Sr. • Guard/Forward • Columbia, S.C. <i>DOE-zbur</i></p> <p>PPG 3.5 RPG 1.0 APG 2.1 FG% .333 FT% .875</p>	<p>LAST GAME: 6 pts, 5 assts vs. Hampton NOTABLE: Two-time team captain... started vs. Hampton ... averaged 7.5 points, 4.0 assists over last two games ... hit 3-of-4 from 3-point range vs. Winthrop.</p>	<p>Career Highs Pts: 16, 2x, at SDSU, 11/23/13 Reb: 10 vs. Elon, 11/9/12 Ast: 6, 3x, vs. UNCG, 11/15/15 Stl: 2, 9x, vs. Hampton, 12/16/15</p>
40		<p>Jatarie White 6-4 • So. • Forward • Charlotte, N.C. <i>jub-TAR-ee</i></p> <p>PPG 2.8 RPG 4.4 BPG 0.8 FG% .313 FT% .615</p>	<p>LAST GAME: 8 pts, 7 rebs vs. Hampton NOTABLE: Solid contributions not always in the box score ... grabbed at least 5 rebs 5x this season ... avg 7.0 rebs and 4.0 pts over last 3 gms ... 2014 WBCA, McDonald's All-America.</p>	<p>Career Highs Pts: 11 vs. Clemson, 11/20/14 Reb: 9 vs. Winthrop, 12/13/15 Blk: 4 vs. Winthrop, 12/13/15 Stl: 2 vs. Syracuse, 3/22/15</p>
41		<p>Alaina Coates 6-4 • Jr. • Center • Irmo, S.C. <i>uh-LAY-nub COATS</i></p> <p>PPG 13.3 RPG 8.5 BPG 2.1 FG% .679 FT% .475</p>	<p>LAST GM: 22 pts, 12 rebs vs. Hampton NOTABLE: Program's 1st triple-double since 2006 ... 4th in nation with SEC-best FG %age ... 4th in career blocks (147), 8th in career dbl-dbls (26) ... two-time 2nd-Team All-SEC.</p>	<p>Career Highs Pts: 29 vs. Winthrop, 12/13/15 Reb: 17 vs. Kentucky, 1/9/14 Blk: 10 vs. Winthrop, 12/13/15 Min: 32 at UCLA, 11/22/15</p>
44		<p>India Farmer 6-0 • Jr. • Forward • N. Myrtle Beach, S.C.</p> <p>PPG 0.0 RPG 1.0 APG 0.0 FG% .000 FT% --</p>	<p>LAST GAME: 1 reb in 3 min vs. Winthrop NOTABLE: Played in 2 games this season after seeing action in 16 last season, including five SEC and three postseason games ... great team player ... works hard with good attitude.</p>	<p>Career Highs Pts: 3, 2x, vs. Alabama, 1/19/14 Reb: 3 vs. NC Central, 12/2/13 Blk: 2 vs. UNCG, 11/15/15 Stl: 1 at Florida, 1/19/15</p>

Starter

Reserve

Quick Facts

The University

Location: Columbia, S.C.
Founded: 1801
Enrollment: 32,972
Colors: Garnet (PMS 202C) and Black
Nickname: Gamecocks
Conference: Southeastern
President: Dr. Harris Pastides
Athletics Director: Ray Tanner
Facility: Colonial Life Arena (18,000)

Coaching Staff

Head Coach: Dawn Staley
Alma Mater: Virginia, 1992
Overall Record: 337-154 (16th season)
School Record: 165-74 (8th season)
Assoc. Head Coach (Alma Mater):
 Lisa Boyer (Ithaca, 1979)
Assistant Coaches (Alma Mater):
 Nikki McCray-Penson (Tennessee, 1995)
 Fred Chmiel (Excelsior, 2001)

Team Information

2014-15 Record: 34-3
 Home: 16-0 Away: 9-2 Neutral: 9-1
SEC Record (Finish): 15-1 (T-1st)
 Home: 8-0 Away: 7-1
Letterwinners Returning/Lost: 11/3
Starters Returning/Lost: 3/2

Program History

First Year of Women's Basketball: 1974-75
All-Time Record: 745-503 (42nd season)
All-Time SEC Record: 131-200 (23rd season)
NCAA Appearances (Last): 12 (2015)
NCAA Tournament Record: 17-12
2015 NCAA Result: Final Four; L, 65-66,
 Notre Dame; Tampa, Fla.
WNIT Appearances (Last): 4 (2011)
WNIT Record: 3-4

Media Relations

Women's Basketball Contact: Diana Koval
Office: 803.777.7977
Cell: 314.369.6050
Email: dkoval@mailbox.sc.edu
Press Row Phone: 803.777.6182
Athletics Department on the Web
Website: GamecocksOnline.com
Twitter: @GamecocksOnline
Instagram: @GamecocksOnline
Facebook: Facebook.com/GamecocksOnline
YouTube: YouTube.com/GamecocksOnline
Women's Basketball on Twitter
Team: @GamecockWBB
Head Coach: @DawnStaley

Current Gamecock Streaks

	Total	Home	Road	Neut.
Overall	W10	W39	W3	W3
SEC	L1	W18	L1	—
Non-Conference	W10	W23	W3	W3
Ranked Teams	W3	W7	L2	W1

Gamecocks' Five-Second Count

South Carolina is enjoying its most successful period in program history. The 2015 Senior Class set a four-year record with 113 wins and a .813 winning percentage. The 2016 Senior Class has a chance top that number, currently holding a of 98-16, winning 86.0 percent of its contests. Winning consecutive SEC regular-season titles in the last two seasons, South Carolina has not finished outside the SEC's top four in four campaigns.

In the last two seasons, three Gamecocks have earned All-America honors – prior to the 2013-14 season just 12 Gamecocks had captured the title. Seven Gamecocks have earned All-SEC selection in the last two seasons, including three members of the 2015-16 squad.

By the Numbers

- Blocks needed by junior center Alaina Coates to match Michelle Murray's career mark (148) in third place in program history
- Points needed by Tiffany Mitchell to reach 1,500 in her career
- Quarters in which the Gamecocks average over 20 points (20.7 in 3rd, 20.6 in 1st)
- Gamecocks named to the Wooden and Naismith Award Watch Lists – Alaina Coates, Tiffany Mitchell and A'ja Wilson
- Double-doubles by sophomore forward A'ja Wilson, which matches her 2014-15 season total
- Games in which junior center Alaina Coates has shot over 70.0 percent from the field
- South Carolina double-digit wins this season, including four by at least 20 points
- Triple-doubles posted in NCAA Division I games this season, including junior center Alaina Coates' 29-point, 16-rebound, 10-block performance against Winthrop (Dec. 13)
- Games on South Carolina's schedule against teams currently ranked in the top 25, including seven against the top 15
- Points needed by senior guard Tiffany Mitchell to match Sharon Gilmore's 1,511 career mark in 10th place in program history
- Second-half points scored by the Gamecocks against Hampton (Dec. 16), a season high
- Consecutive AP Top 25 Polls in which the Gamecocks have appeared, closing in on the school record of 62

East Carolina Series Notes

The Gamecocks are 14-1 all-time against the Pirates with the lone loss coming in the inaugural meeting between the teams on Feb. 15, 1975. The two programs have not met since a 67-60 South Carolina win on Jan. 19, 1998, in Columbia, S.C. The Gamecocks have been nationally ranked in four of the games against the Pirates, winning by an average of 24.5 points in those outings.

Neutral Corners

South Carolina is 106-82 (.564) all-time playing on a neutral court, including a 28-16 record (.636) under head coach Dawn Staley. In regular-season action, the overall neutral-site record improves to 60-40 (.600) with a 14-5 mark (.739) under Staley.

Fast Start

South Carolina is looking to start a season 11-0 for just the second time in program history but the second time in as many seasons. The Gamecocks rocketed through the 2014-15 season with 22 straight victories. Prior to that, a

10-0 start was the program's best and was accomplished by the 1981-82, 2012-13 and 2013-14 teams.

Getting Back Where We Belong

The Gamecocks have steadily marched up the national standings in field goal percentage and field goal percentage defense, ranking among the country's top 20 in both. South Carolina has long been among the nation's best defensive teams, adding offensive efficiency in recent seasons. The Gamecocks finished last season ranked fourth in the nation in field goal percentage (.484) and 10th in field goal percentage defense (.349). South Carolina is currently shooting 46.5 percent from the field (18th) and holding opponents to 33.2 percent (19th).

Identity Search

While South Carolina returns 11 letterwinners from last season's NCAA Final Four team, Gamecock head coach Dawn Staley knows her squad continues

Gamecocks in the Rankings

(thru games of 12/17)

Team	SEC	NCAA	Actual
Scoring Offense	6	36	77.0
Scoring Defense	8	39	55.0
Scoring Margin	5	17	+22.0
Field Goal Percentage	3	18	.465
Field Goal %age Def.	4	19	.332
3-Point FG %age	11	215	.295
3-Point FG %age Def.	11	217	.318
3-Point FG Made/Gm.	10	227	4.9
Free Throw Percentage	10	256	.649
Rebounding Offense	6	—	43.8
Rebounding Defense	4	—	33.4
Rebounding Margin	4	26	+10.4
Assists	7	77	15.2
Steals	12	137	8.7
Turnover Margin	13	135	+1.5
Turnovers	—	44	14.0
Assist-to-Turnover Ratio	5	46	1.1
Blocked Shots	2	7	6.2
Home Attendance Avg.	1	1	14,475

Alaina Coates	SEC	NCAA	Actual
Scoring	17	—	13.3
Rebounding	6	106	8.5
FG Percentage	1	4	.679
Blocks	2	55	2.1
Double-Doubles	2	31	4

Bianca Cuevas	SEC	NCAA	Actual
FT Percentage	11	—	.714

Tiffany Mitchell	SEC	NCAA	Actual
Scoring	13	—	13.4
FT Percentage	4	132	.810
3-Point FGM/Game	15	—	1.8

Khadijah Sessions	SEC	NCAA	Actual
Steals	8	183	2.0

A'ja Wilson	SEC	NCAA	Actual
Scoring	4	56	18.3
Rebounding	2	57	9.3
FG Percentage	5	50	.545
FT Percentage	12	—	.711
Blocks	1	8	3.1
Off. Rebounds	9	—	3.3
Double-Doubles	1	17	5

2015-16 Double-Doubles

Alaina Coates (4)

11/13	Ohio State	17 pts/13 rebs
11/22	at UCLA	12 pts/12 rebs
12/13	Winthrop	29 pts/16 rebs/10 blks
12/16	Hampton	22 pts/12 rebs

Sarah Imovbioh (1)

11/15	UNCG	14 pts/11 rebs
-------	------	----------------

A'ja Wilson (5)

11/13	Ohio State	20 pts/14 rebs
11/15	UNCG	19 pts/10 rebs
11/22	at UCLA	11 pts/10 rebs
11/27	vs. Arizona State	18 pts/11 rebs
12/6	Duke	28 pts/11 rebs

to search for its 2015-16 identity. The names may not have changed, but the roles for many key Gamecocks certainly have. Senior Tina Roy, junior Alaina Coates and sophomore A'ja Wilson are all adjusting to regular calls to the starting lineup after coming off the bench for the first years of their careers. Senior guard/forward Asia Dozier is acclimating to her role off the bench after starting the last two seasons and is spending more time in the frontcourt. The Gamecocks are counting on sophomore forward Jatarie White to provide more off the bench. Even senior guard Tiffany Mitchell is still feeling her way into the offense after a long layoff due to August foot surgery as well as embracing her more active leadership role.

Constantly Climbing

A pair of Gamecocks are moving rapidly up South Carolina's career charts, closing in on milestones.

Senior guard Tiffany Mitchell needs just two points to reach 1,500 for her career, which only 10 other Gamecocks have achieved. With 288 career assists and 186 career steals to go along with her scoring, only two former Gamecocks have surpassed that collection of numbers – Shannon Johnson (2,230 pts, 467 assts, 260 stls) and Martha Parker (1,728 pts, 542 assts, 284 stls).

Junior center Alaina Coates has launched an assault on the Gamecocks' blocked shots record book since swatting away 73 her freshman year. She needs just one more to break into the program's all-time top three in career blocks. Coates broke the 38-year old single-game blocks record when she swatted away 10 against Winthrop on Dec. 13, 2015.

Poll Position

South Carolina remains at No. 2 in the nation in both polls this week, marking the 25th-straight time the Gamecocks have been ranked among the nation's top three teams. South Carolina has held a top-10 position in the Associated Press poll for 36 straight weeks and been ranked in the AP top 25 for 60 consecutive weeks (beginning Dec. 10, 2012). The longest ranked streak in school history is 62 weeks – Feb. 27, 1979 through Jan. 9, 1983.

Ranked Readings

South Carolina's 10 wins against ranked foes last season set a program record, topping the eight wins of the 1979-80 squad. Of those wins, five came against a top-10 foe.

This season, the Gamecocks have 11 games on the schedule against teams currently ranked in the top 25, including five vs. top-10 entries. South Carolina opened the season with a win over No. 6/10 Ohio State (Nov. 13, 88-80), following that with victories over No. 16/18 Arizona State (Nov. 27, 60-58) and No. 14/13 Duke (Dec. 6, 66-55).

After posting a 17-8 record against ranked opponents since the start of the 2013-14 season, head coach Dawn Staley has a 28-42 mark vs. the nation's best teams during her South Carolina tenure, highlighted by a 16-8 mark when the Gamecocks carry a better ranking than their opponent into the contest.

Strength in Numbers

Based on cumulative opponent winning percentage, South Carolina currently has the 29th toughest schedule in the nation. The 26 teams the Gamecocks will face this season have a current winning percentage of .669.

With just four home games so far this season, the Gamecocks are 14th in the RPI, the third-highest in the SEC, trailing only Georgia in fifth and Kentucky in ninth. Missouri (20) and Tennessee (24) are the other SEC schools among the top 25. Two others – Florida (35) and Texas A&M (42) – are in the top 50.

Quarter Breakdown

Through 40 quarters so far this season, South Carolina has out-scored its opponent 28 times with the Gamecocks topping their foe by double digits 10 times, including twice posting a season-high differential of 19 – 27-8 in the third quarter at Clemson (Nov. 18) and 26-7 in the first quarter against Winthrop (Dec. 6). This season's best second-quarter advantage is 17 (26-9) against UNCG (Nov. 15) and fourth-quarter edge is 17 (27-10) vs. Hampton (Dec. 16). South Carolina has shot at least 50.0 percent in 19 quarters this season with a high of 80.0 percent (8-of-10) in the third quarter against Hampton.

Defensively, of the 10 lowest shooting percentage quarters for opposing teams seven have been in the second half, including three of the four lowest.

A more detailed look at the quarter-by-quarter production for the Gamecocks and their opponents.

Qtr.	SC/Opp	SC/Opp	SC/Opp
	Avg. Pts	Avg. Rebs	FG%
1	20.6/13.9	11.4/9.2	.437/.340
2	16.9/13.0	10.6/7.8	.455/.345
3	20.7/14.1	11.3/9.6	.484/.318
4	19.1/13.7	11.1/7.9	.507/.311

Individually, sophomore forward A'ja Wilson has turned in four of the top five scoring quarters for South Carolina, netting double digits in all four led by her 12 in the fourth quarter against #6/10 Ohio State (Nov. 13) and in the third quarter against #14/13 Duke (Dec. 6). Senior guard Tiffany Mitchell has the highest first-quarter scoring total with nine against both CSUB (Nov. 28) and Winthrop (Dec. 13). Wilson's 11 against UNCG (Nov. 15) are the team's best second-quarter production.

2015-16 Awards

Alaina Coates

Naismith Early Season Watch List
Wooden Award Watch List
Preseason All-SEC First Team (Media, Coaches)

Bianca Cuevas

Rainbow Wahine Showdown All-Tournament

Tiffany Mitchell

Naismith Early Season Watch List
USBWA Ann Meyers Drysdale Award Watch List
Wooden Award Watch List
Preseason All-America (AP, Lindy's, Athlon, SI, ESPN)
Preseason All-SEC First Team (Media, Coaches)
Preseason SEC Player of the Year (Media, Coaches)

A'ja Wilson

Naismith Early Season Watch List
USBWA Ann Meyers Drysdale Award Watch List
Wooden Award Watch List
Rainbow Wahine Showdown Tournament MVP
Preseason All-America 2nd Team (Lindy's, SI, ESPN)
Preseason All-America Honorable Mention (AP)
Preseason All-SEC First Team (Media, Coaches)
SEC Player of the Week (Nov. 13-16; Nov. 24-30; Dec. 1-7)

Free Throw Follies

South Carolina's emphasis on interior play has the Gamecocks ranked 12th in the nation in free throw attempts (239) and 22nd in free throws made (155). After hitting a rough stretch from a percentage standpoint, South Carolina has shot 76.7 percent (33-of-43) from the line over the last two games. Individually, three Gamecocks rank among the SEC's best in free throw percentage, led by senior guard Tiffany Mitchell's 81.0 percent in fourth. Sophomores Bianca Cuevas (.714) and A'ja Wilson (.711) come in 11th and 12th, respectively.

Block Party

The Gamecocks blocked a Dawn Staley-era high 16 shots against Winthrop (Dec. 13), led by junior Alaina Coates' single-game school-record 10. In completing the program's first triple-double since Dec. 2006, Coates broke the 38-year-old record of eight set by Jean Walling against SC State on Dec. 7, 1977, and doubled her previous career high of five. Sophomore forward Jatarie White also updated her career high for blocks with four against the Eagles.

Legacy of Leadership

South Carolina has thrived under excellent leadership from its team-selected captains the last few seasons. While some thought that area would be a question mark heading into this season, the Gamecocks selected their four returning seniors – Asia Dozier, Tiffany Mitchell, Tina Roy and Khadijah Sessions – as their captains. All but Roy have served in that capacity at least once prior to this season.

Gamecocks in 2015-16 National Polls

Poll	Pre	11/16	11/23	11/30	12/7	12/14	12/21	12/28	1/4	1/11	1/18	1/25	2/1	2/8	2/15	2/22	3/1	3/8	3/16	Final
Associated Press	2	2	2	2	2	2														
Coaches	2	2	2	2	2	2														

Highest Honors

Experts have their eye on three Gamecocks in the running for national player of the year honors – senior guard Tiffany Mitchell, junior center Alaina Coates and sophomore forward A'ja Wilson. South Carolina is in elite company with that many players in the running.

Most recently, the trio appeared on the Naismith Early Season Watch List, which included the 50 best players in the nation. South Carolina was one of three teams with three entries.

The USBWA announced its 20-member watch list for the Ann Meyers Drysdale Award, which included Mitchell and Wilson, putting South Carolina among just three programs with multiple players recognized.

The Wooden Award got the streak going, announcing its 30-player watch list, which featured all the Gamecocks. South Carolina joined UConn as the only schools with three players selected.

Great Gamecock Fans

The state of South Carolina has rallied around head coach Dawn Staley's program in unprecedented numbers. Average attendance has grown steadily over the last three seasons, culminating in this season's sell-out of the season-ticket allotment – over 11,000. Only single-game, general admission tickets remain available for purchase. And fans are doing that, too.

South Carolina leads the nation in average attendance at 14,475, topping second-place Iowa State by more than 3,940. Only three programs average at least 10,000 fans this season – South Carolina, Iowa State and Louisville (10,364).

Delving more deeply into the numbers, South Carolina's Colonial Life Arena's capacity of 18,000 makes it the seventh-largest women's basketball venue in the nation. South Carolina is the only one of those

selling over 50 percent of their capacity as Gamecocks fans are filling Colonial Life Arena at 80.42 percent capacity, the highest of any facility seating at least 10,000 and seventh overall.

Prior to 2015-16, the Gamecocks led the nation in average attendance increase in each of the previous two seasons and paced the country in average attendance in 2014-15 at 12,293. South Carolina played in front of over 10,000 fans 15 times that season with 13 of those coming at Colonial Life Arena. The 17,156 fans that turned out for the Jan. 11 game against Kentucky were just shy of the women's basketball record of 17,712 (vs. Clemson, 11/22/02) at the facility.

SEC Active Leaders

The SEC compiled its active leaders in seven statistical categories this week, and five different Gamecocks are among the top 10 in at least one category. Senior Tiffany Mitchell's league-high six entries is not a surprise given the breadth of her resume, but the appearance of sophomore A'ja Wilson at No. 4 on the active blocked shots list, which junior Alaina Coates leads, may catch some observers off guard.

Mitchell headlines the South Carolina entries ranking second in scoring (1,498); third in steals (186), field goals made (502) and 3-pointers made (137); fourth in assists (288) and seventh in rebounding (508). She is the highest-ranking guard on the rebounding list, which includes just two other true perimeter players.

Senior Khadijah Sessions holds seventh in steals (137) and eighth in assists (245). Senior Tina Roy is on the 3-pointers made list, coming in at sixth (112).

Junior Alaina Coates is the league's active leader in blocks (147), sits third in rebounds (655) and ninth in scoring (949).

Preseason Poll Pop

For the second-straight season, South Carolina was ranked No. 2 in both the AP and USA Today Coaches Preseason Poll, which is the best preseason rank in program history. The Gamecocks spent the entire 2014-15 season ranked in the top three in the nation, including 12 weeks at No. 1 – the first-ever No. 1 ranking for the program.

Mitchell's March

Senior guard Tiffany Mitchell has worked her way into the annual national player of the year conversations over the last two seasons, and expectations are the same this season for the two-time All-American and reigning back-to-back SEC Player of the Year. Ranking among the SEC's best in numerous categories over the last three seasons, Mitchell is steadily moving up various Gamecocks' career charts as well.

Here are a few of the career benchmarks she has a chance to catch:

Category	Current	Chasing	To Go
Points	1,498 (11th)	1,511 (11th)	13
3FG Made	137 (7th)	152 (6th)	15
FT Made	357 (5th)	411 (4th)	54
FT Att.	468 (8th)	474 (7th)	6
Steals	186	212 (10th)	26
Minutes	3,396	3,485 (10th)	89
Games	114	125 (10th)	11

Double-Double Trouble

Junior center Alaina Coates has the size and skill to take over games against any opponent and continues to grow more comfortable in that role. With four double-doubles, including a triple-double, through 10 games

Team Specialty Stats

South Carolina-Opponent

	Pts. in Paint	Pts. Off TOs	2nd Chance Pts	Fast Break Pts
11/13 OSU	52-20	20-14	21-8	16-9
11/15 UNCG	52-18	29-4	16-10	13-8
11/18 at Clem.	24-16	21-2	22-11	8-0
11/20 at UCLA	30-20	8-17	10-9	4-6
11/27 vs. ASU	42-16	18-20	8-9	2-0
11/28 vs. CSUB	48-20	16-7	7-7	2-0
11/29 at Hawaii	36-18	23-5	12-11	6-0
12/6 Duke	42-24	15-6	18-9	15-6
12/13 Winthrop	50-18	20-9	14-10	19-6
12/16 Hampton	42-22	7-18	17-1	2-10
12/20 vs. ECU				
12/22 Elon				
1/3 Ark.				
1/7 at Vandy				
1/10 Mizzou				
1/14 at UK				
1/17 TAMU				
1/21 at Aub.				
1/24 at MSU				
1/28 Miss.				
1/31 at TAMU				
2/4 UK				
2/8 UConn				
2/11 Fla.				
2/15 at Tenn.				
2/18 Ga.				
2/22 at Ala.				
2/25 at Miss.				
2/28 LSU				
Averages	41.8-19.2	17.7-10.2	14.5-8.5	8.7-4.5

Starters vs. Bench Points

	SC Starters	Opp. Starters	SC Bench	Opp. Bench
11/13 OSU	58	70	30	10
11/15 UNCG	52	33	40	11
11/18 at Clem.	38	33	29	8
11/22 at UCLA	57	55	11	10
11/27 vs. ASU	39	38	21	20
11/28 vs. CSUB	56	47	34	24
11/29 at Hawaii	46	36	21	15
12/6 Duke	64	45	2	10
12/13 Winthrop	55	30	31	7
12/16 Hampton	69	35	17	15
12/20 vs. ECU				
12/22 Elon				
1/3 Ark.				
1/7 at Vandy				
1/10 Mizzou				
1/14 at UK				
1/17 TAMU				
1/21 at Aub.				
1/24 at MSU				
1/28 Miss.				
1/31 at TAMU				
2/4 UK				
2/8 UConn				
2/11 Fla.				
2/15 at Tenn.				
2/18 Ga.				
2/22 at Ala.				
2/25 at Miss.				
2/28 LSU				
Averages	53.4	42.0	23.6	13.0



Around the SEC

(Thru 12/13)

	SEC Games			Overall		
	W	L	Pct.	W	L	Pct.
Missouri	0	0	—	10	0	1.000
South Carolina	0	0	—	10	0	1.000
Kentucky	0	0	—	9	0	1.000
Alabama	0	0	—	9	1	.900
Florida	0	0	—	9	1	.900
Georgia	0	0	—	9	1	.900
Mississippi St.	0	0	—	8	1	.889
Vanderbilt	0	0	—	8	2	.800
Auburn	0	0	—	7	2	.778
Tennessee	0	0	—	7	3	.700
Texas A&M	0	0	—	7	3	.700
LSU	0	0	—	6	4	.600
Ole Miss	0	0	—	6	5	.545
Arkansas	0	0	—	3	7	.300

Coming Up

December 20

Grambling State at Alabama, 3 p.m. (SECN+)
 Arkansas vs. #5/6 Texas, 2:30 p.m. (FS1)
 Auburn at Towson, 2 p.m.
 Saint Francis at Florida, 2:30 p.m. (SECN+)
 Georgia at Wright State, 2 p.m.
 #13/11 Duke at #8 Kentucky, 7 p.m. (SECN)
 #9 Mississippi St. vs. Western Mich., 1:15 p.m.
 Lamar at Missouri, 3 p.m. (SECN+)
 #18 Texas A&M vs. #17 Oklahoma, 5 p.m. (FS1)

Rankings are listed as AP/ESPN Poll
 All Times Eastern; TV Network in ()

this season, she is among the SEC top 20 in both scoring and rebounding. Her .679 field goal percentage leads the league and ranks fourth in the nation. Coates is sixth in the SEC in rebounding at 8.5 per game and 17th in scoring average at 13.3. Her 2.1 blocks per game are second-best in the league as well.

With 25 career double-doubles she is tied for eighth in program history in that category, just seven shy of reaching the all-time top five. Ten of her double-doubles have come in SEC play, which rank her second in program history in that category, just one behind the school-record 11 by Marsha Williams (1992-93).

The SEC's active leader with 147 career blocks, Coates holds fourth place in South Carolina history in the category. She is just 30 shy of Lakesha Tolliver's (2004-07) career record of 177.

Hometown Hero

Sophomore forward A'ja Wilson has lived up to her billing, both this season being selected to the watch lists for the Wooden, Naismith and the USBWA Ann Meyers Drysdale Awards and last season as the SEC Freshman of the Year, First-Team All-SEC selection and the first Gamecock freshman to earn All-America honors.

This season, Wilson has been the Gamecocks' top scorer six times and top rebounder in five games. She leads the SEC in blocks per game (3.1) and double-doubles (5), categories in which she ranks eighth and 17th in the nation, respectively. Wilson is also among the SEC's top five in scoring (4th, 18.3), rebounding (2nd, 9.3) and field goal percentage (5th, .545). Named SEC Player of the Week three times in the first four weeks of the season, Wilson has routinely delivered at crunch time – 12 of her 20 points against #6/10 Ohio State (Nov. 13) came in the fourth quarter, including six of the team's 10 in the final 2:35; scoring and rebounding

late at UCLA (Nov. 22) put Gamecocks on top in final 3:00 of tight game; three rebounds in final 18 seconds of tie game vs. #16/18 Arizona State (Nov. 27) led to game-winning free throws with 0.6 seconds to play; 10 points in fourth quarter vs. CSU Bakersfield (Nov. 28) broke open seven-point game heading into the period; and 20 second-half points against Duke included 12 of the team's 16 in the third quarter and six in the final 1:45 of the game.

So Sarah

Senior forward Sarah Imovbioh joined the Gamecocks this season after three campaigns at Virginia, during which she annually ranked among the ACC's top 15 rebounders and top 10 field goal percentage shooters.

After starting this season off with a bang – adding six points and four rebounds early in the fourth quarter against #6/10 Ohio State (Nov. 13) to help the Gamecocks hold off then storm past the Buckeyes and posting a double-double in the second game of the season – Imovbioh struggled to find her rhythm playing fewer minutes than she was accustomed to with the Cavaliers. Starting the last two outings, she has rediscovered her scoring efficiency, shooting 81.8 percent (9-of-11) from the field and averaging 13.0 points.

Miscellaneous Stats

Triple-Doubles	2015-16	Career	Record
Alaina Coates	1	1	1-0

Double-Doubles	2015-16	Career	Record
A'ja Wilson	5	10	9-1
Alaina Coates	4	26	25-1
Sarah Imovbioh	1	1	1-0
Tiffany Mitchell	0	4	4-0

20+ Points	2015-16	Career	Record
A'ja Wilson	3	8	7-1
Alaina Coates	2	10	9-1
Bianca Cuevas	1	2	2-0
Tiffany Mitchell	0	13	13-0

10+ Points	2015-16	Career	Record
Tiffany Mitchell	9	84	75-9
Alaina Coates	7	54	51-3
A'ja Wilson	7	36	34-3
Bianca Cuevas	5	13	13-0
Khadijah Sessions	2	22	21-1
Sarah Imovbioh	2	2	2-0
Tina Roy	1	13	11-2
Asia Dozier	0	13	12-1
Jatarie White	0	2	2-0

10+ Rebounds	2015-16	Career	Record
A'ja Wilson	5	10	9-1
Alaina Coates	4	29	28-1
Sarah Imovbioh	2	2	2-0
Tiffany Mitchell	0	7	6-1
Asia Dozier	0	1	1-0

5+ Assists	2015-16	Career	Record
Khadijah Sessions	2	12	12-0
Asia Dozier	2	10	10-0
Tiffany Mitchell	1	12	12-0
Bianca Cuevas	1	6	6-0
Tina Roy	0	5	5-0

5+ Steals	2015-16	Career	Record
Tiffany Mitchell	0	8	8-0

5+ Blocks	2015-16	Career	Record
Alaina Coates	1	4	4-0
A'ja Wilson	1	2	1-1

Games Led Team In...

(Tied for team lead in each category included)

Scoring	2015-16	Career	Record
A'ja Wilson	6	21	19-2
Tiffany Mitchell	2	39	37-2
Alaina Coates	2	14	13-1
Bianca Cuevas	1	3	3-0
Tina Roy	1	3	3-0
Khadijah Sessions	0	3	2-1
Asia Dozier	0	2	2-0

Rebounding	2015-16	Career	Record
A'ja Wilson	5	14	13-1
Alaina Coates	4	38	36-2
Sarah Imovbioh	2	2	2-0
Jatarie White	1	1	1-0
Tiffany Mitchell	0	10	9-1

Assists	2015-16	Career	Record
Khadijah Sessions	4	26	24-2
Asia Dozier	3	16	16-0
Tina Roy	3	13	13-0
Tiffany Mitchell	1	30	28-2
Bianca Cuevas	1	9	8-1
Alaina Coates	0	1	1-0

2015-16 Scoring Differentials

Largest lead in a win..... by 52 (84-32), 4th-3:11, vs. Winthrop, 12/13
 Largest deficit overcome to win..... by 7 (16-23), 2nd-8:15, vs. Arizona State, 11/27

AP Top 25

(Week of Dec. 14)

1. Connecticut	8-0
2. South Carolina	9-0
3. Notre Dame	9-1
4. Baylor	10-0
5. Texas	8-0
6. Maryland	10-0
7. Oregon State	7-0
8. Kentucky	9-0
9. Mississippi State	7-1
10. Ohio State	6-3
11. Florida State	7-2
12. Northwestern	9-0
13. Duke	7-2
14. Tennessee	7-2
15. Stanford	6-2
16. DePaul	7-3
17. Oklahoma	9-1
18. Texas A&M	7-3
19. UCLA	5-2
20. South Florida	6-2
21. Arizona State	5-3
22. California	7-2
23. Miami (Fla.)	10-0
24. Michigan State	7-2
25. St. John's	8-1

USA Today Coaches Top 25

(Week of Dec. 14)

1. Connecticut	8-0
2. South Carolina	9-0
3. Notre Dame	9-1
4. Baylor	10-0
5. Maryland	10-0
6. Texas	8-0
7. Oregon State	7-0
8. Kentucky	9-0
9. Mississippi State	7-1
10. Florida State	7-2
11. Duke	7-2
12. Ohio State	6-3
13. Northwestern	9-0
14. Stanford	6-2
15. DePaul	7-3
16. Tennessee	7-2
17. Oklahoma	9-1
18. Texas A&M	7-3
19. South Florida	6-2
20. California	7-2
21. Miami (Fla.)	10-0
22. Michigan State	7-2
23. Arizona State	5-3
24. Iowa	8-2
25. Seton Hall	9-1

South Carolina's Record When...

	SEC	All		SEC	All
Record.....	0-0	10-0	No South Carolina players foul out	0-0	9-0
Playing a ranked opponent.....	0-0	3-0	One or more SC players foul out.....	0-0	1-0
Playing at home	0-0	5-0	Having 20 or more assists.....	0-0	2-0
Playing on the road	0-0	4-0	Having less than 20 assists.....	0-0	8-0
Playing at neutral site	0-0	1-0	Scoring more pts. in paint than opponent	0-0	10-0
Leading at half	0-0	8-0	Scoring equal/less pts. in paint than opp.	0-0	0-0
Trailing at half	0-0	2-0	Scoring more pts. off TOs than opponent	0-0	7-0
Tied at half	0-0	0-0	Scoring equal/less pts. off TOs than opp.	0-0	3-0
Playing an overtime game	0-0	0-0	Scoring more 2nd-chance pts.	0-0	8-0
0 players score in double figures	0-0	0-0	Scoring equal/less 2nd-chance pts.....	0-0	2-0
1 player scores in double figures	0-0	0-0	Scoring more fast break pts.....	0-0	8-0
2 players score in double figures	0-0	2-0	Scoring equal/less fast break pts.....	0-0	2-0
3 players score in double figures	0-0	4-0	Wearing white uniforms	0-0	6-0
4 players score in double figures	0-0	3-0	Wearing black uniforms	0-0	4-0
5 players score in double figures	0-0	1-0	Wearing pink uniforms	0-0	0-0
More than 5 players in double figures.....	0-0	0-0	Playing in tournaments/classics	0-0	3-0
Starters out-score opponent's starters	0-0	9-0	Playing on live television	0-0	8-0
Opponent's starters score equal/more	0-0	1-0	Playing in November.....	0-0	7-0
Bench out-scores opponent's bench	0-0	9-0	Playing in December	0-0	3-0
Opponent's bench scores equal/more.....	0-0	1-0	Playing in January	0-0	0-0
SC Starters out-score SC Bench.....	0-0	10-0	Playing in February	0-0	0-0
SC Bench out-scores/ties SC Starters	0-0	0-0	Playing in March.....	0-0	0-0
Shooting 50% or better	0-0	3-0	Playing during the day.....	0-0	6-0
Shooting between 40-49%	0-0	6-0	Playing at night	0-0	4-0
Shooting between 30-39%	0-0	1-0	Playing on Sunday.....	0-0	5-0
Shooting less than 30%	0-0	0-0	Playing on Monday.....	0-0	0-0
Opponent shoots 50% or better	0-0	0-0	Playing on Tuesday.....	0-0	0-0
Opponent shoots between 40-49%	0-0	1-0	Playing on Wednesday.....	0-0	2-0
Opponent shoots between 30-39%	0-0	7-0	Playing on Thursday.....	0-0	0-0
Opponent shoots less than 30%	0-0	2-0	Playing on Friday	0-0	2-0
Shooting better than opponent.....	0-0	10-0	Playing on Saturday.....	0-0	1-0
Shooting worse than/equal to opponent	0-0	0-0	Margin is less than 5 pts.	0-0	2-0
Having more FTs made than opponent	0-0	9-0	Margin is between 5-9.....	0-0	1-0
Having equal/less FTs made than opponent	0-0	1-0	Margin is between 10-19.....	0-0	3-0
Out-rebounding opponent.....	0-0	9-0	Margin is 20 pts. or more.....	0-0	4-0
Having equal/less rebounds than opponent	0-0	1-0	Having a 20-pt. scorer.....	0-0	5-0
Having more TOs than opponent	0-0	4-0	Having a 30-pt. scorer.....	0-0	0-0
Having equal or less TOs than opponent.....	0-0	6-0	Scoring 49 points or less.....	0-0	0-0
Attempting more FT than 3FG.....	0-0	7-0	Scoring 50-59 points.....	0-0	0-0
Attempting equal/less FT than 3FG	0-0	3-0	Scoring 60-69 points.....	0-0	5-0
Making 5 or more 3FGs.....	0-0	5-0	Scoring 70-79 points.....	0-0	0-0
Making less than 5 3FGs.....	0-0	5-0	Scoring 80-89 points.....	0-0	3-0
Making no 3 FGs.....	0-0	0-0	Scoring 90-99 points.....	0-0	2-0
Attempting 15 or more 3FGs.....	0-0	5-0	Scoring 100 points or more.....	0-0	0-0
Attempting less than 15 3FGs.....	0-0	5-0			

2015-16 Team High/Low

South Carolina Highs	South Carolina Lows	Category	Opponent Lows	Opponent Highs
92 vs. UNCG, 11/15	60 vs. Arizona State, 11/27	Points in Game	37, Winthrop, 12/13	80, Ohio State, 11/13
56 (2nd) vs. Hampton, 12/16	29 (1st) at Hawaii, 11/29	Points in a Half	13 (1st), Winthrop, 12/13	47 (1st), Ohio State, 11/13
30 (1st) vs. Ohio State, 11/13	9 (4th) at Clemson, 11/18	Points in a Quarter	6 (2nd), Winthrop, 12/13	26 (1st), Ohio State, 11/13
35 vs. CSUB, 11/28	23 at Clemson, 11/18	Field Goals Made	14, at Clemson, 11/18	26, Ohio State, 11/13
35 vs. UNCG, 11/15				
69 vs. Ohio State, 11/13	55 at Hawaii, 11/29	Field Goal Attempts	43, at Clemson, 11/18	80, Ohio State, 11/13
.548 (34-62) vs. Winthrop, 12/13	.365 (23-63) at Clemson, 11/18	FG Percentage	.250 (16-64), Winthrop, 12/13	.431 (25-58), vs. CSUB, 11/28
9 vs. Winthrop, 12/13	1 vs. Arizona State, 11/17	3-Point FG Made	1, Winthrop, 12/13	10, Ohio State, 11/13
25 at Clemson, 11/18	10 vs. Duke, 12/6	3-Point FG Attempts	7, at Clemson, 11/18	23, Ohio State, 11/13
.375 (9-24) vs. Winthrop, 12/13	.091 (1-11) vs. Arizona St., 11/27	3-Point FG Percentage	.111 (1-9), Winthrop, 12/13	.444 (8-18), vs. CSUB, 11/28
24 vs. Hampton, 12/16	11 vs. Arizona State, 11/27	Free Throws Made	4, Winthrop, 12/13	18, Ohio State, 11/13
35 vs. Ohio State, 11/13	12 vs. Winthrop, 12/13	Free Throw Attempts	8, Hampton, 12/16	25, at UCLA, 11/22
.875 (14-16) at UCLA, 11/22	.500 (14-28) at Clemson, 11/18	FT Percentage	.267 (4-15), Winthrop, 12/13	.900 (18-20), Ohio State, 11/13
52 vs. Hampton, 12/16	30 at Hawaii, 11/29	Rebounds	19, Hampton, 12/16	42, Ohio State, 11/13
25 vs. UNCG, 11/15	6 vs. Arizona State, 11/27	Assists	3, Ohio State, 11/13	16, vs. CSUB, 11/28
25 vs. Winthrop, 12/13				
15 vs. UNCG, 11/15	3 vs. Hampton, 12/16	Steals	0, at Clemson, 11/18	13, at UCLA, 11/22
				13, Ohio State, 11/13
16 vs. Winthrop, 12/13	2 vs. Hampton, 12/16	Blocked Shots	0, at Clemson, 11/18	10, Ohio State, 11/13
21 vs. Arizona State, 11/27	5 vs. CSUB, 11/28	Turnovers	9, Hampton, 12/16	21, UNCG, 11/15
21 at UCLA, 11/22	5 at Clemson, 11/18		9, at UCLA, 11/22	
22 at Hawaii, 11/29	12 vs. CSUB, 11/28	Fouls	16, Winthrop, 12/13	29, Ohio State, 11/13

2015-16 Individual Superlatives

Category	South Carolina	Opponent
Points in Game	29 by Alaina Coates vs. Winthrop, 12/13	36 by Kelsey Mitchell, Ohio State, 11/13
Points in a Half	20 (2nd) by A'ja Wilson vs. Duke, 12/6	21 (2nd) by Kelsey Mitchell, Ohio State, 11/13
Points in a Quarter	12 (3rd) by A'ja Wilson vs. Duke, 12/6 12 (4th) by A'ja Wilson vs. Ohio State, 11/13	13 (4th) by Kelsey Mitchell, Ohio State, 11/13
Field Goals Made	13 by Alaina Coates vs. Winthrop, 12/13	10 by Kelsey Mitchell, Ohio State, 11/13
Field Goal Attempts	19 by A'ja Wilson vs. Duke, 12/6	24 by Kelsey Mitchell, Ohio State, 11/13
FG Percentage	1.00 (3-3) by Shay Colley vs. CSU Bakersfield, 11/28	.667 (6-9) by Kyra Lambert, Duke, 12/6 .667 (6-9) by Destiny King, at Hawaii, 11/29
3-Point FG Made	5 by Tina Roy at UCLA, 11/22	4 by Katie Hemen, vs. Arizona State, 11/27 4 by Ameryst Alston, Ohio State, 11/13 4 by Kelsey Mitchell, Ohio State, 11/13
3-Point FG Attempts	11 by Tina Roy at UCLA, 11/22	9 by Kelsey Mitchell, Ohio State, 11/13
3-Point FG Percentage	.571 (4-7) by Tiffany Mitchell at Clemson, 11/18	.800 (4-5) by Ameryst Alston, Ohio State, 11/13
Free Throws Made	8 by A'ja Wilson vs. Duke, 12/6	12 by Kelsey Mitchell, Ohio State, 11/13
Free Throw Attempts	10 by A'ja Wilson vs. Duke, 12/6 10 by Alaina Coates vs. Ohio State, 11/13	13 by Kelsey Mitchell, Ohio State, 11/13
FT Percentage	1.00 (6-6) by Tiffany Mitchell at UCLA, 11/22	.923 (12-13) by Kelsey Mitchell, Ohio State, 11/13
Rebounds	16 by Alaina Coates vs. Winthrop, 12/13/15	15 by Shayla Cooper, Ohio State, 11/13
Assists	6 by Khadijah Sessions vs. Winthrop, 12/13 6 by Bianca Cuevas vs. CSU Bakersfield, 11/28 6 by Asia Dozier vs. UNCG, 11/15 6 by Tina Roy vs. UNCG, 11/15	6 by Danielle Edwards, at Clemson, 11/18
Steals	4 by Khadijah Sessions vs. Duke, 12/6 4 by Khadijah Sessions at Hawaii, 11/29 4 by Tiffany Mitchell at Clemson, 11/18 4 by Tiffany Mitchell vs. Ohio State, 11/13 4 by Khadijah Sessions vs. Ohio State, 11/13	6 by Jordin Canada, at UCLA, 11/22
Blocked Shots	10 by Alaina Coates vs. Winthrop, 12/13	4 by Kaylah Lupoe, Hampton, 12/16
Turnovers	8 by Tiffany Mitchell vs. Ohio State, 11/13	8 by Shayla Cooper, Ohio State, 11/13

Gamecock Career Highs

Alaina Coates

Pts	29 vs. Winthrop, 12/13/15
FG	13 vs. Winthrop, 12/13/15
FGA	16 vs. Vanderbilt, 1/5/14
FG %	1.000 (7-7) vs. SC St., 12/22/13
FT	11 at San Diego St., 11/23/13
FTA	15 at San Diego St., 11/23/13
FT %	1.000 (10-10) vs. North Carolina, 3/27/15
Reb	17 vs. Kentucky, 1/9/14
Off Reb	7 vs. Kentucky, 1/9/14
Def Reb	13 vs. CSU Northridge, 3/23/14
Blk	10 vs. Winthrop, 12/13/15
Stl	3, 3x, last vs. UNCG, 11/15/15
Asst	3, 3x, last vs. Savannah State, 3/22/15
Min	32 at UCLA, 11/22/15

Shay Colley

Pts	7 vs. UNCG, 11/15/15
FG	3, 2x, last vs. CSUB, 11/28/15
FGA	5, 2x, last at UCLA, 11/22/15
FG %	1.00 (3-3) vs. CSUB, 11/28/15
3FGA	3 vs. Winthrop, 12/13/15
FT	5 at Clemson, 11/18/15
FTA	6 at Clemson, 11/18/15
FT %	.833 (5-6) at Clemson, 11/18/15
Reb	4 vs. Winthrop, 12/13/15
Off Reb	2, 2x, last at UCLA, 11/22/15
Asst	4 vs. Winthrop, 12/13/15
Min	24 vs. Winthrop, 12/13/15

Bianca Cuevas

Pts	21 at Ole Miss, 2/1/15
FG	8 vs. CSUB, 11/28/15
FGA	14 at Georgia, 2/5/15
FG %	.833 (5-6) at Hampton, 12/17/14
3FG	2, 5x, last vs. CSUB, 11/28/15
3FGA	6 vs. Clemson, 11/20/14
3FG %	.667 (2-3) at Hampton, 12/17/14
FT	9 at Ole Miss, 2/1/15
FTA	11 at Ole Miss, 2/1/15
FT %	1.000 (5-5) vs. Syracuse, 3/22/15
Reb	4, 6x, last vs. Duke, 12/6/15
Off Reb	3 vs. Alabama, 1/29/15
Blk	2 vs. NC Central, 12/1/14
Stl	4, 2x, last vs. Savannah State, 12/14/14
Asst	6 vs. CSUB, 11/28/15
Min	29 at Hawaii, 11/29/15

Asia Dozier

Pts	16, 2x, at San Diego St., 11/23/13
FG	6, 2x, last at Alabama, 1/8/15
FGA	13 at San Diego St., 11/23/13
FG %	1.00 (4-4) at Kentucky, 2/14/13
3FG	4, 2x, last vs. Syracuse, 3/22/15
3FGA	10 at San Diego St., 11/23/13
3FG %	1.000 (2-2), 2x, last vs. Savannah St., 12/28/13
FT	4, 3x, last vs. Florida State, 3/29/15
FTA	7 vs. Elon, 11/9/12
FT %	1.000 (4-4), 2x, last vs. Florida State, 3/29/15
Reb	10 vs. Elon, 11/9/12
Off Reb	4 vs. Elon, 11/9/12
Blk	3 at Kentucky, 3/1/15
Stl	2, 9x, last vs. Hampton, 12/16/15
Asst	6, 3x, last vs. UNCG, 11/15/15
Min	40 at Arkansas, 1/2/14

Kaydra Duckett

Pts	3 vs. Hampton, 12/16/15
FGA	4 vs. Winthrop, 12/13/15
3FGA	2 vs. Hampton, 12/16/15
FT	2 vs. Savannah State, 12/14/14
FTA	2 vs. Savannah State, 12/14/14
FT %	1.000 (2-2) vs. Savannah State, 12/14/14
Reb	4 vs. Savannah State, 12/14/14
Off Reb	2 vs. Savannah State, 12/14/14
Asst	3 vs. Winthrop, 12/13/15
Min	15 vs. Winthrop, 12/13/15

India Farmer

Pts	3, 2x, last vs. Alabama, 1/19/14
FGA	3 vs. NC Central, 12/2/13
3FGA	2 vs. NC Central, 12/2/13
FT	2 at Florida, 1/19/15
FTA	2, 2x, last, at Florida, 1/19/15
FT %	1.000 (2-2) at Florida, 1/19/15
Reb	3 vs. NC Central, 12/2/13
Blk	2 vs. UNCG, 11/15/15
Min	11 vs. NC Central, 12/2/13

Sarah Imovbioh

Pts	19 vs. Hampton, 12/16/15
FG	6 vs. Hampton, 12/16/15
FGA	8 vs. Hampton, 12/16/15
FG %	1.00 (3-3) vs. Winthrop, 12/13/15
FT	7 vs. Hampton, 12/16/15
FTA	9 vs. Hampton, 12/16/15
FT %	.777 (7-9) vs. Hampton, 12/16/15
Reb	11 vs. UNCG, 11/15/15
Off Reb	5, 2x, last vs. Hampton, 12/16/15
Stl	2, 2x, last at Clemson, 11/18/15
Min	24 vs. Hampton, 12/16/15

Tiffany Mitchell

Pts	25 vs. Georgia, 2/27/14
FG	8, 6x, last vs. Florida State, 3/29/15
FGA	17 vs. Tennessee, 1/3/13
FG %	.857 (6-7) vs. Savannah State, 12/14/14
3FG	6, 2x, last at Hampton, 12/17/14
3FGA	8, 2x, last at Hampton, 12/17/14
3FG %	1.000 (6-6) vs. San Diego State, 11/23/14
FT	13 vs. CSU Northridge, 3/23/14
FTA	17 vs. CSU Northridge, 3/23/14
FT %	1.000 (10-10) vs. Georgia, 2/27/14
Reb	11, 5x, last at Arkansas, 1/2/14
Off Reb	6 at Florida, 1/20/13
Blk	3 at Arkansas, 2/19/15
Stl	7 vs. NC Central, 12/1/14
Asst	9 at San Diego State, 11/23/13
Min	40, 2x, last vs. Florida State, 3/29/15

Tina Roy

Pts	17 at UCLA, 11/22/15
FG	6 at UCLA, 11/22/15
FGA	14 at UCLA, 11/22/15
FG %	1.000 (4-4) at Alabama, 1/8/15
3FG	5, 3x, last at UCLA, 11/22/15
3FGA	11 at UCLA, 11/22/15
3FG %	1.000 (3-3) at Alabama, 1/8/15
FT	4 at Southern Cal, 11/25/13
FTA	4, 4x, last vs. Georgia, 2/27/14
FT %	1.000 (4-4) at Southern Cal, 11/25/13
Reb	8 at Mississippi State, 2/6/14
Off Reb	3, 2x, last vs. CSU Northridge, 3/23/14
Blk	2 vs. Mississippi State, 2/6/14
Stl	3 vs. Southern Cal, 11/15/14
Asst	10 vs. Savannah State, 12/14/14
Min	37 at UCLA, 11/22/15

Khadijah Sessions

Pts	19 vs. Auburn, 2/3/13
FG	6, 2x, last vs. Seton Hall, 11/17/13
FGA	15 at Missouri, 2/28/13
FG %	.833 (5-6) vs. LSU, 2/12/15
3FG	3, 4x, last vs. LSU, 3/7/15
3FGA	6, 3x, last vs. Kentucky, 1/11/15
3FG %	1.00 (3-3) at Kentucky, 2/20/14
FT	8 vs. Auburn, 2/3/13
FTA	12 vs. Missouri, 2/2/14
FT %	1.00 (5-5) at Kentucky, 2/20/14
Reb	6 vs. Clemson, 11/20/14
Off Reb	3, 2x, last vs. Arizona State, 11/27/15
Stl	4, 13x, last vs. Duke, 12/6/15
Asst	8 vs. NC Central, 12/1/14
Min	37, 2x, last vs. Duke, 12/6/15

Jatarie White

Pts	11 vs. Clemson, 11/20/14
FG	5 vs. Clemson, 11/20/14
FGA	12 vs. Clemson, 11/20/14
FG %	.600 (3-5) vs. San Diego State, 11/23/14
FT	2, 6x, last vs. Hampton, 12/16/15
FTA	4 at Florida, 1/19/15
FT %	1.000 (2-2), 2x, last vs. Hampton, 12/16/15
Reb	9 vs. Winthrop, 12/13/15
Off Reb	4 at Clemson, 11/18/15
Def Reb	8 vs. Winthrop, 12/13/15
Blk	4 vs. Winthrop, 12/13/15
Stl	2 vs. Syracuse, 3/22/15
Asst	2, 4x, last at Clemson, 11/18/15
Min	22 vs. San Diego St., 11/23/14

A'ja Wilson

Pts	28 vs. Duke, 12/6/15
FG	10, 2x, last vs. Duke, 12/6/15
FGA	19 vs. Duke, 12/6/15
FG %	.800 (8-10) vs. Savannah State, 12/14/14
FT	11 vs. LSU, 2/12/15
FTA	15 vs. LSU, 2/12/15
FT %	1.00 (5-5) vs. Miss. St., 2/26/15
Reb	19 at Kentucky, 3/1/15
Off Reb	6, 2x, last vs. Duke, 12/6/15
Def Reb	14 at Kentucky, 3/1/15
Blk	6, 2x, last vs. UNCG, 11/15/15
Stl	3, 4x, last vs. Central Michigan, 12/20/14
Asst	4 vs. CSUB, 11/28/15
Min	33 at Kentucky, 3/1/15

The Last Time...

Individual

Scored 50 Points

South Carolina 51, Jocelyn Penn vs. Stetson, 1/4/03
Opponent Never

Scored 40 Points

South Carolina 51, Jocelyn Penn vs. Stetson, 1/4/03
Opponent 46, Cornelia Gayden, LSU, 1/14/95

Scored 30 Points

South Carolina 30, Ieasia Walker vs. Clemson, 11/18/10
Opponent 36, Kelsey Mitchell, Ohio State, 11/13/15

Grabbed 20 Rebounds

South Carolina 25, Kelsey Bone vs. Boston University, 12/28/09
Opponent 24, Courtney Paris, Oklahoma, 12/30/07

Grabbed 15 Rebounds

South Carolina 16, Alaina Coates vs. Winthrop, 12/13/15
Opponent 15, Shayla Cooper, Ohio State, 11/13/15

Two Players with 20 or More Points

South Carolina A'ja Wilson 26/Bianca Cuevas 20 vs. CSU Bakersfield, 11/28/15
Opponent Kelsey Mitchell 36/Ameryst Alston 23, Ohio State, 11/13/15

Two Players with 10 or More Rebounds

South Carolina Alaina Coates 12/A'ja Wilson 10 at UCLA, 11/22/15
Opponent Shela Boykin 12/Danielle Ballard 12, LSU, 2/12/15

Had 10 Assists

South Carolina 10, Tina Roy vs. Savannah State, 12/14/14
Opponent 11, Marneshia Richard, Mississippi State, 1/21/07

Had Five Steals

South Carolina 5, Tiffany Mitchell at Arkansas, 2/19/15
Opponent 6, Jordyn Canada, at UCLA, 11/22/15

Had Five Blocked Shots

South Carolina 10, Alaina Coates vs. Winthrop, 12/13/15
Opponent 5, Breanna Stewart, at UConn, 2/9/15

Had a Double-Double

South Carolina Alaina Coates (22 pts/12 rebs) vs. Hampton, 12/16/15
Opponent Stephanie Mavunga (10 pts/13 rebs), North Carolina, 3/27/15

Two Players had a Double-Double

South Carolina Alaina Coates (12 pts/12 rebs)/A'ja Wilson (11 pts/10 rebs) at UCLA, 11/22/15
Opponent Sheila Boykin (12 pts/12 rebs)/Danielle Ballard (16 pts/12 rebs), LSU, 2/12/15

Three Players had a Double-Double

South Carolina Ashley Bruner (16 pts/12 rebs)/Aleighsa Welch (16 pts/ 11 rebs)/Elem Ibiam (12 pts/10 rebs) vs. Kansas, 3/25/13
Opponent Merlakia Jones (26 pts/10 rebs)/Takilya Davis (19 pts/13 rebs)/DeLisha Milton (14 pts/15 rebs), at Florida, 2/20/94

Had a Triple-Double

South Carolina Alaina Coates (29 pts/16 rebs/10 blks) vs. Winthrop, 12/13/15
Opponent Never

Team

Scored 100 Points

South Carolina 102 at Alabama, 1/8/15
Opponent 103, Clemson, 11/21/03

Won by 30 or More Points

South Carolina 86-37 (49) vs. Winthrop, 12/13/15
Opponent 66-34 (32), Georgia, 3/4/11

Shot 65% or Better from the Field

South Carolina .652 (45-69) vs. East Tennessee State, 12/19/00
Opponent Never

Shot 60% or Better from the Field

South Carolina .612 (30-49) vs. Florida State, 3/29/15
Opponent .604 (29-48), Vanderbilt, 1/18/01

Shot 50% or Better from the Field

South Carolina .548 (34-62) vs. Winthrop, 12/13/15
Opponent .554 (31-56), at UConn, 2/9/15

No Players in Double-Figure Points

South Carolina at Auburn, 1/19/12
Opponent at Georgia, 2/5/15

Five Players in Double-Figure Points

South Carolina vs. UNCG, 11/15/15
Opponent Arkansas, 2/14/10

More Than Five Players in Double-Figure Points

South Carolina 6 vs. Syracuse, 3/22/15
Opponent 6 at Georgia, 2/13/03

Faced AP Top-25 Opponent

Win 66-55 vs. No. 14 Duke, 12/6/15
Loss 56-67 at No. 13 Kentucky, 3/1/15

Faced AP Top-10 Opponent

Win 88-80 vs. No. 6 Ohio State, 11/13/15
Loss 87-62 at No. 2 UConn, 2/9/15

Faced AP Top-5 Opponent

Win 62-46 vs. No. 5 Tennessee, 3/8/15
Loss 87-62 at No. 2 UConn, 2/9/15

Faced AP No. 1 Team

Win Never
Loss 49-53 vs. No. 1 Stanford, 12/19/12

Overtime Game

Win 58-55 vs. Drexel, 11/28/12
Loss 65-57 at Texas A&M, 1/16/14

Double-Overtime Game

Win 92-91 at Florida State, 2/4/91
Loss 92-94 at Clemson, 11/19/09

South Carolina Was Ranked (AP Poll)

No. 1 2/9/15
Top 10 No. 2, 12/14/15
Top 25 No. 2, 12/14/15

Staley Era Team Records

Italics indicates set in 2015-16

Scoring

Most	Points
1. vs. Savannah State, 12/14/14	111
2. at Alabama, 1/8/15	102
3. vs. Clemson, 11/20/14	99
vs. Ole Miss, 1/30/14	99
vs. Charleston Southern, 11/8/13	99

Fewest	Points
1. at Stanford, 11/26/10	32
2. vs. Georgia, 3/4/11	34
3. vs. Mississippi State, 3/5/09	39
4. at Georgia, 1/13/13	40
5. at Mississippi State, 2/26/09	41

Fewest Allowed	Points
1. vs. South Carolina State, 12/14/11	21
2. vs. Presbyterian, 11/27/11	24
3. vs. NC Central, 12/1/14	26
vs. SC State, 12/22/13	26
5. vs. NC Central, 12/2/13	27

Most Allowed	Points
1. at Clemson, 11/19/09	94
2. vs. North Carolina, 12/20/09	93
3. at Connecticut, 2/9/15	87
4. vs. Xavier, 11/12/10	84
5. at Tennessee, 2/17/11	82
at Florida, 2/22/09	82

Margin of Outcome

Victory	Score	Margin
1. vs. Charleston Southern, 11/8/13	99-29	+70
2. vs. NC Central, 12/1/14	90-26	+64
3. vs. Savannah State, 12/14/14	111-49	+62
4. vs. Clemson, 11/20/14	99-41	+58
5. vs. NC Central	79-27	+52

Defeat	Score	Margin
1. at Stanford, 11/26/10	32-70	-38
2. vs. Georgia, 3/4/11	34-66	-32
3. vs. Stanford, 12/19/08	47-78	-31
4. at Penn State, 11/21/10	48-78	-30
5. vs. Connecticut, 12/28/08	48-77	-29

Field Goals

Made	FGM
1. vs. Charleston Southern, 11/8/13	39
2. vs. Savannah State, 12/14/14	38
vs. Clemson, 11/20/14	38
4. at Alabama, 1/8/15	37
vs. Central Michigan, 12/20/14	37

Attempts	FGA
1. vs. Penn State, 11/20/11	76
2. at Clemson, 11/19/09	74
3. vs. Tennessee, 1/20/11	73
4. vs. Central Michigan, 12/20/14	72
vs. Clemson, 11/20/14	72
vs. Kansas, 3/25/13	72

Highest Percentage (Min. 40 FGA)	FGM-A	Pct
1. vs. Savannah State, 3/20/15	34-53	.642
2. at Alabama, 1/8/15	37-58	.638
3. vs. Florida State, 3/29/15	30-49	.612
4. vs. Charleston Southern, 11/8/13	39-64	.609
5. vs. Ole Miss, 1/30/14	31-51	.608

Lowest Percentage (Min. 40 FGA)	FGM-A	Pct
1. at Stanford, 11/26/10	12-55	.218
2. vs. Georgia, 3/4/11	12-52	.231
3. at Florida, 1/20/13	15-64	.234
4. at Kentucky, 2/5/09	13-55	.236
5. at Georgia, 1/2/11	13-54	.241

Lowest Percentage Allowed	FGM-A	Pct
1. vs. South Carolina State, 12/14/11	6-48	.125
2. vs. NC Central, 12/2/13	8-50	.160
3. vs. Charleston Southern, 11/8/13	10-54	.185
4. vs. Arkansas, 3/6/15	11-57	.193
vs. Hampton, 11/22/12	11-57	.193

Highest Percentage Allowed	FGM-A	Pct
1. vs. Connecticut, 12/28/08	35-62	.565
vs. Florida, 1/9/11	26-46	.565
3. vs. Xavier, 11/12/10	34-61	.557
4. at Connecticut, 2/9/15	31-56	.554
5. at Kentucky, 1/13/11	30-55	.545

3-Point Field Goals

Made	3FGM
1. at Alabama, 1/8/15	11
2. vs. Winthrop, 12/13/15	9
at Hampton, 12/17/14	9
vs. Syracuse, 11/28/14	9
vs. San Diego State, 11/23/14	9
Seven other times	9

Attempts	3FGA
1. vs. Penn State, 11/20/11	29
2. vs. College of Charleston, 11/14/13	28
vs. North Carolina, 12/19/10	28
4. vs. Syracuse, 11/28/14	26
5. at Clemson, 11/18/15	25
vs. Savannah State, 11/15/12	25
at Ole Miss, 1/16/11	25

Percentage (Min. 5 3FGA)	3FGM-A	Pct
1. vs. Oregon State, 3/25/14	4-6	.667
vs. Ole Miss, 1/30/14	4-6	.667
vs. Savannah State, 12/28/13	4-6	.667
vs. Western Carolina, 12/29/12	6-9	.667
at Alabama, 1/10/10	8-12	.667
vs. Charlotte, 12/21/08	8-12	.667

Free Throws

Made	FTM
1. vs. Savannah State, 12/14/14	34
vs. Oregon State, 3/25/14	34
3. vs. Ole Miss, 1/30/14	32
at Mississippi State, 1/6/13	32
5. vs. Georgia, 2/27/14	30
vs. Savannah State, 12/28/13	30
vs. Seton Hall, 11/17/13	30

Attempts	FTA
1. at Mississippi State, 1/6/13	50
2. vs. Savannah State, 12/28/13	48
3. vs. Savannah State, 12/14/14	47
4. vs. Missouri, 2/2/14	46
5. vs. Seton Hall, 11/17/13	44
vs. SC State, 12/21/12	44

Percentage (Min. 10 FTA)	FTM-A	Pct
1. vs. Alabama, 1/19/14	10-11	.909
2. vs. Auburn, 1/2/09	23-26	.885
3. at UCLA, 11/22/15	14-16	.875
vs. San Diego State, 11/28/09	14-16	.875
5. at Mississippi State, 2/6/14	20-23	.870

Rebounding

Total	Rebs
1. vs. College of Charleston, 11/14/13	62
2. at Florida, 1/20/13	59
3. vs. Hampton, 11/22/12	57
4. vs. Savannah State, 12/14/14	56
5. vs. Kentucky, 1/11/15	55

Margin	Rebs	Margin
1. vs. Savannah State, 12/14/14	56-21	+35
2. vs. Hampton, 12/16/15	52-19	+33
3. at Alabama, 2/7/13	53-24	+29
4. vs. Hampton, 12/17/14	48-21	+27
5. vs. SC State, 12/22/13	47-21	+26
vs. Florida Gulf Coast, 11/23/12	46-20	+26

Assists

Game	Assists
1. vs. NC Central, 12/11/14	26
2. vs. Winthrop, 12/13/15	25
vs. UNCG, 11/15/15	25
vs. San Diego State, 11/23/14	25
vs. Clemson, 11/20/14	25
vs. Alabama, 1/19/14	25
vs. Charleston Southern, 11/8/13	25

Steals

Game	Steals
1. vs. NC Central, 12/11/14	21
vs. Furman, 12/11/11	21
3. vs. San Diego State, 11/23/14	18
4. vs. Charleston Southern, 11/8/13	17
5. vs. NC State, 12/12/10	16
vs. USC Upstate, 12/16/08	16

Blocked Shots

Game	Blocks
1. vs. Winthrop, 12/13/15	16
2. vs. Arkansas, 3/6/15	15
3. at Mississippi State, 2/6/14	14
vs. Kentucky, 1/9/14	14
5. at Kentucky, 3/1/15	12
vs. Charleston Southern, 11/14/13	12

Turnovers

Fewest	TOs
1. at Tennessee, 2/2/12	4
2. vs. CSU Bakersfield, 11/28/15	5
at Clemson, 11/18/15	5
vs. Tennessee, 2/23/15	5
vs. Syracuse, 11/28/14	5
at Missouri, 2/28/13	5
vs. Georgia, 3/2/12	5
vs. Ole Miss, 3/3/11	5

Most	TOs
1. at Wake Forest, 12/3/08	32
2. vs. Hampton, 11/22/12	29
vs. Kentucky, 1/15/12	29
4. at Kentucky, 1/13/11	28
5. vs. Jacksonville, 12/30/08	26

Dawn Staley

Head Coach
8th Season at South Carolina
Virginia, 1992



When three-time Olympic gold medalist Dawn Staley took the reins of the University of South Carolina women's basketball program on May 10, 2008, the Gamecocks' stature immediately rose not just in the Southeastern Conference but on the national stage as well. Building on a foundation of hard work, defensive effort and a "team first" mentality, South Carolina began to realize those expectations in 2011-12, and the program has continued to thrive. The Gamecocks boast four straight 25-win seasons, which include two SEC regular-season championships (2014, 2015), an SEC Tournament title (2015), an NCAA Final Four appearance (2015) and two other Sweet 16 seasons (2012, 2014), the program's first ever No. 1 national ranking and a school-record 34 wins in 2014-15. Staley's success has united every demographic in the state of South Carolina as the Gamecocks' fan based has tripled over the last three seasons, leading the nation in home attendance in 2014-15 at 12,293 fans per game and pacing the country in attendance increase in 2013-14 and 2014-15.

While her coaching career is blossoming, Staley is still recognized for her body of work as a one of the most decorated participants in United States women's basketball history. The Naismith Memorial Basketball Hall of Fame solidified her legacy with her enshrinement into the Hall as part of the Class of 2013. The Phoenix Club of Philadelphia established the Dawn Staley Award recognizing the nation's top guard in women's Division I basketball in 2013 as well. Staley was inducted into the Women's Basketball Hall of Fame as part of the Class of 2012 and was one of the final nominees for induction to the U.S. Olympic Hall of Fame the same year. In the summer of 2011, the WNBA recognized her as one of the league's "Top 15," honoring the most influential players in the league's history.

In her 16th season as a head coach, Staley has led her teams to six 25-win seasons, a total of 12 postseason appearances (two WNIT) and 34 weeks in the Associated Press top 10, including 12 in the No. 1 spot.

At the helm of the Gamecocks over the last seven seasons, Staley has been named National Coach of the Year (2014, *Basketball Times*), a Naismith National Coach of the Year Finalist (2014, 2015), SEC Coach of the Year (2014, *Coaches and AP*; 2015, *Coaches*) and BCA Female Coach of the Year (2012). She has coached two All-Americans, 16 All-SEC selections, six SEC All-Freshman team selections, two SEC Player of the Year choices, an SEC Sixth Player of the Year, an SEC Defensive Player of the Year and three SEC Freshman of the Year winners. South Carolina has turned in historic seasons each of the last four, especially standing out among the program's 24 seasons in the SEC, posting 25 wins in 2011-12 and 2012-13, 29 wins in 2013-14 and a school-record 34 victories in 2014-15. The Gamecocks have won more SEC games than the season before in each of Staley's last six seasons, and her 67 SEC victories are more than any other Gamecock coach, accounting for 51.1 percent of the program's total 131 league wins. She has helped the Gamecocks to four of the program's five top-four finishes in the SEC, including the first regular-season championship in 2013-14 and a share of the same title in 2014-15. Her 113 overall wins in the last four seasons mark the most successful four-year stretch in program history. Off the court, Staley's Gamecocks have been active in the community and thriving in the classroom. Every student-athlete who completed her eligibility under Staley at South Carolina has graduated or is on track to graduate, and the team GPA has been over 3.0 for the last six semesters. During the historic 2014-15 season, eight Gamecocks posted at least a 3.0 GPA for the year.

Year-by-Year Coaching Record

Year	School	Record	Conf. Rec.	Conf. Finish	Postseason
2000-01	Temple	19-11	11-5	2nd East	WNIT
2001-02	Temple	20-11	12-4	2nd East	A-10 Tourn. Champ./NCAA 1st Round
2002-03	Temple	14-15	9-7	2nd East	
2003-04	Temple	21-10	14-2	1st East	A-10 Tourn. Champ./NCAA 1st Round
2004-05	Temple	28-4	16-0	1st East*	A-10 Tourn. Champ./NCAA 2nd Round
2005-06	Temple	24-8	12-4	3rd	A-10 Tourn. Champ./NCAA 1st Round
2006-07	Temple	25-8	13-1	2nd	NCAA 2nd Round
2007-08	Temple	21-13	12-2	T-1st	NCAA 1st Round
2008-09	South Carolina	10-18	2-12	11th	
2009-10	South Carolina	14-15	7-9	T-7th	
2010-11	South Carolina	18-15	8-8	T-5th	WNIT 2nd Round
2011-12	South Carolina	25-10	10-6	T-4th	NCAA Sweet 16
2012-13	South Carolina	25-8	11-5	T-4th	NCAA 2nd Round
2013-14	South Carolina	29-5	14-2	1st	NCAA Sweet 16
2014-15	South Carolina	34-3	15-1	T-1st	SEC Tourn. Champ./NCAA Final Four
2015-16	South Carolina	10-0	—	—	—
Career	16th season	337-154	166-68		
At SC	8th season	165-74	67-43		

Coaching Highlights

College

- 10 NCAA Tournament Appearances (4 at South Carolina)
- 10 20-Win Seasons (4 at South Carolina)
- 3 Regular-Season Conference Titles (SEC 2014, 2015; A-10 2008)
- 5 Conference Tournament Titles (SEC 2015; A-10 2002, 2004, 2005, 2006)
- 2-time Naismith National Coach of the Year Finalist (2014, 2015)
- *Basketball Times* National Coach of the Year (2014)
- 3-time WBCA Region Coach of the Year (Region 3 2014, 2015; Region 1 2005)
- Four-time Conference Coach of the Year (SEC 2014, 2015; A-10 2004, 2005)

USA Basketball

- Senior National Team Asst. Coach (2006-08, 2014-16) – FIBA World Championship gold medal (2014), Beijing Olympics gold medal (2008), FIBA Americas Championship gold medal (2007), FIBA World Championship bronze medal (2006)
- U19 National Team Head Coach – FIBA U19 World Championship gold medal (2015)
- U18 National Team Head Coach – FIBA U18 Americas Championship gold medal (2014)
- Pan Am Games Head Coach – Gold medal (2007)

Playing Highlights

U.S. Professional – 11 seasons

- Five-time WNBA All-Star (2001, 2002, 2003, 2005, 2006)
- Two-time ABL All-Star (1997, 1998)
- WNBA All-Decade Team

USA Basketball

- Olympic gold medalist (1996, 2000, 2004)
- Flag bearer for U.S. in Olympic Games Opening Ceremony (2004)
- Two-time USA Basketball Female Athlete of the Year (1994, 2004)

College – Virginia (1989-92)

- Kodak All-America (1990, 1991, 1992)
- Honda-Broderick Cup Award for Collegiate Female Athlete of the Year (1991)
- Two-time ACC Player of the Year (1991, 1992)
- NCAA Tournament MOP (1991)

Other Notables

- Naismith Memorial Basketball Hall of Fame, Class of 2013
- Order of the Palmetto Recipient (2013)
- Women's Basketball Hall of Fame, Class of 2012



DONIYAH CLINEY

6-0 • R-Fr. • G • Newark, N.J. • Shabazz



2015-16

- Was having great preseason before surgery on her right hand in early November
- Had cast removed on Dec. 17 and will rehab for several weeks

Prior to South Carolina

- Received an initial eligibility waiver from the NCAA, allowing her to enroll in school but not compete in 2014-15
- After focusing on academics in the fall, began practicing with the team in the spring
- Ranked 13th in the nation among 2014 guards by *ProspectNation.com*
- Scored over 1,000 points in her career
- Named honorable mention all-state
- Averaged 13.4 points, 3.3 assists and 5.2 rebounds, shooting 48 percent from the field, including 39 percent from 3-point range as a senior (2013-14)
- Helped team to state titles her junior (2012-13) and senior (2013-14) seasons
- Played four seasons for Coach Vanessa Watson's Bulldogs

Miscellaneous

	Season	Career
Double-Double	0	0
20+ Points	0	0
10+ Points	0	0
10+ Rebounds	0	0
5+ Blocks	0	0
Tim-High Points	0	0
Tim-High Rebs.	0	0

Career Highs

Pts	
Rebs.....	
Blks	
Stls	
Assts	
Min.....	
FG	
FT.....	

#41

ALAINA COATES

6-4 • Jr. • C • Irmo, S.C. • Dutch Fork



Career Highlights

Naismith Early Season Watch List (2015-16)	2015 Naismith Trophy Top 50 Watch List
Wooden Award Watch List (2015-16)	2014 SEC Co-6th Player of the Year (Coaches)
Preseason All-SEC First Team (Coaches, Media)	2014 SEC Freshman of the Year (Coaches, AP)
2015 SEC All-Defensive Team	2014 Freshman All-America First Team (Full Court)
All-SEC 2nd Team (Coaches - 2014, 2015; AP - 2015)	2014 SEC All-Freshman Team
2015 NCAA Greensboro Region MOP	5-time SEC Freshman of the Week (2013-14)
2015 SEC All-Tournament Team	

Miscellaneous

	Season	Career
Triple-Double	1	1
Double-Double	4	26
20+ Points	2	10
10+ Points	7	54
10+ Rebounds	4	29
5+ Blocks	1	4
Tm-High Points	2	14
Tm-High Rebs.	4	38

2015-16

- Early-season accolades include spots on the Wooden Award Watch List and Naismith Early Season Watch List, preseason All-SEC First Team honors from the league's coaches and media and being ranked No. 12 player in the nation by espnW
- Leads the SEC and is fourth in the nation in field goal percentage
- Ranks second in SEC in blocks (2.1/game) and sixth in rebounding
- Holds fourth place in school history with 147 career blocks, just one out of third place and 30 away from the school record
- Led team in rebounds four times – at Clemson, at UCLA, vs. Winthrop, vs. Hampton
- Averaging 22.3 points per contest over her last three games
- Has tallied four double-doubles on the season, including one triple-double (one of three in the SEC this season)
- Recorded double-double against Hampton (Dec. 16) with 10 of 22 points coming during a 12-4 second-half run
- Played an historic career game against Winthrop (Dec. 13), recording South Carolina's first triple-double since Dec. 20, 2006, and the first ever with blocked shots as she swatted away a school-record 10 to go with her career-high 29 points and 16 rebounds
- Connected on 7-of-9 field goals against #14/13 Duke (Dec. 6) and tallied six crucial points down the stretch to help South Carolina pull away
- Scored the game-tying putback with 56 seconds left against #16/18 Arizona State (Nov. 27)
- Double-double at UCLA (Nov. 22) kept Gamecocks within reach and picked up key steal during 8-2 run over final 90 seconds to secure the win
- Dominated the glass late against #6/10 Ohio State (Nov. 13), especially in 10-2 run over final 2:35 that decided the game, and finished the contest with her 24th career double-double (17 points, 13 rebounds)

Career Highs

Pts29 vs. Winthrop, 12/13/15
Rebs 17 vs. Kentucky, 1/9/14
Blks10 vs. Winthrop, 12/13/15
Stls 3, 3x, last vs. UNCG, 11/15/15
Assts 3, 3x, last vs. Savannah St., 3/20/15
Min32 at UCLA, 11/22/15
FG13 vs. Winthrop, 12/13/15
FT 11 at San Diego St., 11/23/13

2015-16 Highs

Pts29 vs. Winthrop, 12/13
Rebs16 vs. Winthrop, 12/13
Blks10 vs. Winthrop, 12/13
Stls 3 vs. UNCG, 11/15
Assts2 vs. Hampton, 12/16
Min32 at UCLA, 11/22
FG13 vs. Winthrop, 12/13
FT6 vs. Hampton, 12/16

2015-16 Game-by-Game

Opponent	Date	GS	MIN	FG-A	3FG-A	FT-A	Reb	A	TO	B	S	TP
Ohio State	11/13		28	6-9	0-0	5-10	4-9-13	0	3	3	1	17
UNCG	11/15	*	13	6-7	0-0	0-3	2-5-7	0	0	0	3	12
at Clemson	11/18	*	22	4-7	0-0	2-4	5-1-6	1	2	2	1	10
at UCLA	11/22	*	32	6-7	0-0	0-0	4-8-12	0	1	0	2	12
vs. Arizona State	11/27	*	23	3-6	0-0	0-1	3-4-7	1	2	1	1	6
vs. CSUB	11/28	*	22	3-10	0-0	0-2	1-3-4	0	1	0	0	6
vs. Hawaii	11/29	*	20	1-3	0-0	1-2	0-1-1	0	2	3	0	3
Duke	12/6	*	25	7-9	0-0	2-4	2-5-7	0	1	1	1	16
Winthrop	12/13	*	30	13-15	0-0	3-5	6-10-16	0	1	10	1	29
Hampton	12/16	*	26	8-11	0-0	6-9	2-10-12	2	3	1	0	22

Career Stats at South Carolina

Year	GP	GS	Min	Avg	FG	FGA	Pct	3FG	FGA	Pct	FT	FTA	Pct	Off	Def	Tot	Avg	PF	FO	A	TO	Blk	Stl	Pts	Avg
2013-14	34	1	668	19.6	148	242	.612	0	0	—	121	185	.654	82	203	285	8.4	83	1	11	57	73	17	417	12.3
2014-15	36	5	760	21.1	141	251	.562	0	0	—	117	168	.696	99	186	285	7.9	62	0	28	50	53	19	399	11.1
2015-16	10	9	241	24.1	57	84	.679	0	0	—	19	40	.475	29	56	85	8.5	24	0	4	16	21	10	133	13.3
Career	80	15	1669	20.9	346	577	.600	0	0	—	257	393	.654	210	445	655	8.2	169	1	43	123	147	46	949	11.9



SHAY COLLEY

5-8 • Fr. • G • Brampton, Ontario • SECS



Career Highlights

- 2014 FIBA Americas U18 Championship (Canada), silver medal
- 2010 FIBA U17 World Championship (Canada), bronze medal

2015-16

- Has played in nine games this season
- Contributed on both ends of the floor against Winthrop (Dec. 13), boasting career highs in assists (4) and steals (3) in 24 minutes of action
- Shot 50.0 percent from the field (4-of-8) at Rainbow Wahine Showdown
- Scored six straight points in just over a minute midway through third quarter against CSUB (Nov. 28) when Roadrunners had closed within five points
- Good contributions to win at Clemson (Nov. 18), adding three free throws to third-quarter surge that sealed the game
- Was solid in extended minutes against UNCG (Nov. 15)
- Made her career debut against #6/10 Ohio State (Nov. 13)

Prior to South Carolina

- Spent four seasons with the Canadian National Team, competing at various levels from the national team to the U17 World Championship team
- Helped the junior national team to a second-place finish at the 2014 FIBA U18 Americas Championship, during which she averaged a team-high 12.8 points, adding 3.0 assists and 1.2 steals per game, highlighted by a 21-point, four-assists performance against the U.S. in group play
- Participated in the 2013 FIBA U19 World Championships and the 2010 FIBA U17 World Championships, at which Canada claimed bronze as she led the team in assists
- Played five seasons at St. Edmund Campion Secondary School, leading the team to a pair of regional championships (2010, 2011) a silver medal in the 2012 Ontario Federation of School Athletic Associations (OFSAA) championship and a gold at the 2014 OFSAA championship

Miscellaneous

	Season	Career
20+ Points	0	0
10+ Points	0	0
5+ Assists	0	0
Tm-High Points	0	0
Tm-High Assists	0	0

Career Highs

Pts	7 vs. UNCG, 11/15/15
Rebs	4 vs. Winthrop, 12/13/15
Stls	3 vs. Winthrop, 12/13/15
Assts	4 vs. Winthrop, 12/13/15
Min	24 vs. Winthrop, 12/13/15
FG	3, 2x, last vs. CSU Bakersfield, 11/28/15
FT	5 at Clemson, 11/18/15

2015-16 Game-by-Game

Opponent	Date	GS	MIN	FG-A	3FG-A	FT-A	Reb	A	TO	B	S	TP
Ohio State	11/13	6	0-0	0-0	0-0	0-0-0	0	1	0	0	0	0
UNCG	11/15	16	3-5	1-1	0-0	1-1-2	1	2	0	1	7	
at Clemson	11/18	16	0-3	0-1	5-6	2-1-3	2	0	0	1	5	
at UCLA	11/22	8	1-5	0-1	0-0	2-0-2	0	2	0	1	2	
vs. Arizona State	11/27	10	0-2	0-1	0-0	0-1-1	0	1	0	0	0	
vs. CSUB	11/28	13	3-3	0-0	0-0	0-2-2	2	1	0	0	6	
vs. Hawaii	11/29	12	1-3	0-1	0-2	1-2-3	0	1	0	1	2	
Duke	12/6					DNP						
Winthrop	12/13	24	1-4	1-3	0-0	1-3-4	4	2	1	3	3	
Hampton	12/16	8	0-0	0-0	0-0	0-2-2	0	3	0	0	0	

Career Stats at South Carolina

Year	GP	GS	Min	Avg	FG	FGA	Pct	3FG	FGA	Pct	FT	FTA	Pct	Off	Def	Tot	Avg	PF	FO	A	TO	Blk	Stl	Pts	Avg
2015-16	9	0	113	12.6	9	25	.360	2	8	.250	5	8	.625	7	12	19	2.1	16	0	9	13	1	7	25	2.8



BIANCA CUEVAS

5-6 • So. • G • Bronx, N.Y. • Nazareth Regional



Career Highlights

2015 Rainbow Wahine Showdown All-Tournament McDonald's All-America (2013-14)
New York Class AA co-Player of the Year (2013-14)

2015-16

- Has appeared in every game
- Ranks 11th in SEC in free throw percentage
- Led team in scoring once – vs. Arizona State
- Handed out team-high assists once – vs. CSUB (Nov. 28)
- Has scored in double figures in four of her last six games
- Matched a career high with four rebounds against #14/13 Duke (Dec. 6)
- Named to the Rainbow Wahine Showdown All-Tournament team, finishing second on the team in scoring at the event with 17.0 points per game on 54.1 percent shooting, averaging 3.3 rebounds and swiping seven steals over the three-game event
- Scored in double figures for the third-straight game with 13 at Hawaii (Nov. 29), including nine in the second half to help Gamecocks pull away from a seven-point halftime lead
- Fell one point shy of her career high with 20 against CSU Bakersfield with four of her nine fourth-quarter points coming on back-to-back plays to launch a 14-2 run that put the game out of Roadrunners' reach
- Went on a personal 11-7 second-half run against #16/18 Arizona State (Nov. 27) as part of her team-high tying 18 points
- Gave UNCG (Nov. 15) trouble with her speed en route to 11 points, including 6-of-8 from the free throw line

Miscellaneous

	Season	Career
20+ Points	1	2
10+ Points	5	13
5+ Assists	1	6
Tm-High Points	1	3
Tm-High Assists	1	9

Career Highs

Pts 21 at Ole Miss, 2/1/15
Rebs..... 4, 6x, last vs. Duke, 12/6/15
Blks 2 vs. NC Central, 12/1/14
Stls..... 4, 2x, last vs. Savannah State, 12/14/14
Assts 6 vs. CSU Bakersfield, 11/28/15
Min..... 30 vs. Southern Cal, 11/15/14
FG 8 vs. CSU Bakersfield, 11/28/15
3FG 2, 5x, last vs. CSU Bakersfield, 2/5/15
FT..... 9 at Ole Miss, 2/1/15

2015-16 Highs

Pts 20 vs. CSU Bakersfield, 11/28
Rebs..... 4, 3x, last vs. Duke, 12/6
Blks 3 vs. CSU Bakersfield, 11/28
Stls..... 3 vs. CSU Bakersfield, 11/28
Assts 6 vs. CSU Bakersfield, 11/28
Min..... 29 vs. Hawaii, 11/29
FG 8 vs. CSU Bakersfield, 11/28
3FG 2 vs. CSU Bakersfield, 11/15
FT..... 6 vs. UNCG, 11/15

2015-16 Game-by-Game

Opponent	Date	GS	MIN	FG-A	3FG-A	FT-A	Reb	A	TO	B	S	TP
Ohio State	11/13		8	1-5	0-1	3-4	0-0-0	1	1	0	0	5
UNCG	11/15		19	2-4	1-3	6-8	0-2-2	1	3	0	2	11
at Clemson	11/18		17	2-7	0-3	0-0	0-1-1	2	0	0	2	4
at UCLA	11/22		13	2-4	0-0	3-3	0-2-2	2	2	0	0	7
vs. Arizona State	11/27		18	7-13	0-2	4-7	0-2-2	0	2	0	2	18
vs. CSUB	11/28		26	8-12	2-5	2-2	1-3-4	6	2	0	3	20
vs. Hawaii	11/29		29	5-12	1-3	2-4	1-3-4	0	2	0	2	13
Duke	12/6		13	1-4	0-1	0-2	0-4-4	2	1	0	0	2
Winthrop	12/13		22	4-11	1-2	4-4	0-2-2	1	2	0	1	13
Hampton	12/16		17	2-6	1-3	1-1	0-1-1	1	2	0	0	6

Career Stats at South Carolina

Year	GP	GS	Min	Avg	FG	FGA	Pct	3FG	FGA	Pct	FT	FTA	Pct	Off	Def	Tot	Avg	PF	FO	A	TO	Blk	Stl	Pts	Avg
2014-15	37	0	536	14.5	74	200	.370	16	72	.222	45	58	.776	13	35	48	1.3	44	1	64	60	5	42	209	5.6
2015-16	10	0	182	18.2	34	78	.436	6	23	.261	25	35	.714	2	20	22	2.2	11	0	16	17	0	12	99	9.9
Career	47	0	718	15.3	108	278	.388	22	95	.232	70	93	.753	15	55	70	1.5	55	1	80	77	5	54	308	6.6



ASIA DOZIER

6-0 • Sr. • G/F • Columbia, S.C. • Spring Valley



Career Highlights

Three-time SEC Academic Honor Roll

2015-16

- Team captain
- Has played in every game, drawing her first start of the season against Hampton (Dec. 16)
- Has recorded at least five assists two times
- Handed out team-high assists three times – UNCG, Duke, Hampton
- Returned to starting lineup against Hampton (Dec. 16), matching a career high with two steals in the opening 10 minutes
- Connected on a game-high three 3-pointers on the way to a season-best nine points against Winthrop (Dec. 13)
- Was solid, steadying force on defense against #14/13 Duke (Dec. 6)
- Started the second half at Clemson (Nov. 18) and hit back-to-back 3s as part of 19-5 run that broke open the game
- Tied career high with six assists against UNCG (Nov. 15)
- Started the second half against #6/10 Ohio State (Nov. 13), providing calming influence after Gamecocks trailed at the break

Miscellaneous

	Season	Career
10+ Points	0	13
10+ Rebounds	0	1
5+ Assists	2	10
Tm-High Points	0	2
Tm-High Assists	3	16

Career Highs

Pts	16, 2x, at San Diego State, 11/23/13
Rebs	10 vs. Elon, 11/9/12
Blks	3 at Kentucky, 3/1/15
Stls	2, 9x, last vs. Hampton, 12/16/15
Assts	6, 3x, last vs. UNCG, 11/15/15
Min	40 at Arkansas, 1/2/14
FG	6, 2x, last at Alabama, 1/8/15
3FG	4, 2x, last vs. Syracuse, 3/22/15
FT	4, 3x, last vs. Florida State, 3/29/15

2015-16 Highs

Pts	9 vs. Winthrop, 12/13
Rebs	2, 4x, last vs. Hampton, 12/16
Blks	
Stls	2 vs. Hampton, 12/16
Assts	6 vs. UNCG, 11/15
Min	26 vs. UNCG, 11/15
FG	3, 2x, last vs. Winthrop, 12/13
3FG	3 vs. Winthrop, 12/13
FT	3 vs. Hawaii, 11/29

2015-16 Game-by-Game

Opponent	Date	GS	MIN	FG-A	3FG-A	FT-A	Reb	A	TO	B	S	TP
Ohio State	11/13		12	1-2	0-0	2-2	0-0-0	1	2	0	0	4
UNCG	11/15		26	1-4	1-4	0-0	0-2-2	6	0	0	0	3
at Clemson	11/18		21	3-9	2-7	0-0	0-1-1	0	1	0	0	8
at UCLA	11/22		3	0-1	0-1	0-0	0-0-0	0	1	0	0	0
vs. Arizona State	11/27		5	0-0	0-0	0-0	0-1-1	0	1	0	1	2
vs. CSUB	11/28		3	0-1	0-1	0-0	0-0-0	0	0	0	0	0
vs. Hawaii	11/29		25	0-2	0-2	3-4	0-0-0	3	1	0	1	3
Duke	12/6		20	0-2	0-1	0-0	0-2-2	3	1	0	0	0
Winthrop	12/13		18	3-4	3-4	0-0	0-2-2	3	2	0	1	9
Hampton	12/16	*	22	2-6	0-2	2-2	1-1-2	5	1	0	2	6

Career Stats at South Carolina

Year	GP	GS	Min	Avg	FG	FGA	Pct	3FG	FGA	Pct	FT	FTA	Pct	Off	Def	Tot	Avg	PF	FO	A	TO	Blk	Stl	Pts	Avg
2012-13	31	0	398	12.8	28	134	.209	16	91	.176	11	24	.458	19	42	61	2.0	35	1	25	20	4	8	83	2.7
2013-14	34	32	911	26.8	72	211	.341	33	103	.320	28	44	.636	18	77	95	2.8	63	0	92	68	7	21	205	6.0
2014-15	37	30	615	16.6	55	133	.414	29	87	.333	10	13	.769	2	36	38	1.0	27	0	67	33	7	20	149	4.0
2015-16	10	1	155	15.5	11	33	.333	6	22	.273	7	8	.875	1	9	10	1.0	6	0	21	10	0	5	35	3.5
Career	112	63	2079	18.6	166	511	.325	84	303	.277	56	89	.629	40	164	204	1.8	131	1	205	131	18	54	472	4.2



KAYDRA DUCKETT

5-8 • So. • G • Columbia, S.C. • Dreher



Career Highlights

2014 S.C. Basketball Coaches Association 3A Player of the Year
2014 WBCA Honorable Mention (HS) All-America

2015-16

- Has appeared in five games
- Scored a career-high three points against Hampton (Dec. 16) after knocking down her first career 3-pointer in the first half
- Posted career bests in minutes (15) and assists (3) against Winthrop (Dec. 13)

Career Highs

Pts3 vs. Hampton, 12/16/15
Rebs.....4 vs. Savannah State, 12/14/14
Blks 1, 3x, last vs. UNCG, 11/15/15
Stls.....1, 6x, last vs. Winthrop, 12/13/15
Assts3 vs. Winthrop, 12/13/15
Min.....15 vs. Winthrop, 12/13/15
FG 1, 3x, last vs. Hampton, 12/16/15
FT.....2 vs. Savannah State, 12/14/14

2015-16 Highs

Pts 3 vs. Hampton, 12/16
Rebs..... 2, 2x, last vs. Hampton, 12/16
Blks 1 vs. UNCG, 11/15
Stls..... 1, 2x, last vs. Winthrop, 12/13
Assts 3 vs. Winthrop, 12/13
Min..... 15 vs. Winthrop, 12/13
FG 1, 2x, last vs. Hampton, 12/16
FT.....

2015-16 Game-by-Game

Opponent	Date	GS	MIN	FG-A	3FG-A	FT-A	Reb	A	TO	B	S	TP
Ohio State	11/13		3	0-1	0-0	0-0	0-0-0	0	0	0	0	0
UNCG	11/15		10	0-0	0-0	0-0	0-1-1	0	1	1	1	0
at Clemson	11/18					DNP						
at UCLA	11/22					DNP						
vs. Arizona State	11/27					DNP						
vs. CSUB	11/28					DNP						
vs. Hawaii	11/29		1	0-0	0-0	0-0	0-0-0	0	0	0	0	0
Duke	12/6					DNP						
Winthrop	12/13		15	1-4	0-1	0-0	0-2-2	3	0	0	1	2
Hampton	12/16		12	1-2	1-2	0-0	1-1-2	2	0	0	0	3

Career Stats at South Carolina

Year	GP	GS	Min	Avg	FG	FGA	Pct	3FG	FGA	Pct	FT	FTA	Pct	Off	Def	Tot	Avg	PF	FO	A	TO	Blk	Stl	Pts	Avg
2014-15	20	0	52	2.6	1	13	.077	0	1	.000	2	4	.500	4	7	11	0.6	4	0	3	1	2	4	4	0.2
2015-16	5	0	41	8.2	2	7	.286	1	3	.333	0	0	—	1	4	5	1.0	6	0	5	1	1	2	5	1.0
Career	25	0	93	3.7	3	20	.150	1	4	.250	2	4	.500	5	11	16	0.6	10	0	8	2	3	6	9	0.4



#44 INDIA FARMER

6-0 • Jr. • F • N. Myrtle Beach, S.C. • North Myrtle Beach



Career Highlights

Two-time SEC Academic Honor Roll

2015-16

- Has seen time in two contests
- Recorded a pair of blocked shots against UNCG (Nov. 15)

Career Highs

Pts3, 2x, last vs. Alabama, 1/19/14
Rebs..... 3 vs. NC Central, 12/2/13
Blks 2 vs. UNCG, 11/15/15
Stls..... 1 at Florida, 1/19/15
Min..... 11 vs. NC Central, 12/2/13
FG1, 2x, last vs. Alabama, 1/19/14
FT..... 2 at Florida, 1/19/15

2015-16 Highs

Pts
Rebs..... 1, 2x, last vs. Winthrop, 12/13
Blks 2 vs. UNCG, 11/15
Stls.....
Assts.....
Min..... 5 vs. UNCG, 11/15
FG
FT.....

2015-16 Game-by-Game

Opponent	Date	GS	MIN	FG-A	3FG-A	FTA	Reb	A	TO	B	S	TP
Ohio State	11/13					— DNP —						
UNCG	11/15	5		0-1	0-1	0-0	0-1-1	0	0	2	0	0
at Clemson	11/18					— DNP —						
at UCLA	11/22					— DNP —						
vs. Arizona State	11/27					— DNP —						
vs. CSUB	11/28					— DNP —						
vs. Hawaii	11/29					— DNP —						
Duke	12/6					— DNP —						
Winthrop	12/13	3		0-2	0-1	0-0	1-0-1	0	0	0	0	0
Hampton						— DNP —						

Career Stats at South Carolina

Year	GP	GS	Min	Avg	FG	FGA	Pct	3FG	FGA	Pct	FT	FTA	Pct	Off	Def	Tot	Avg	PF	FO	A	TO	Blk	Stl	Pts	Avg
2013-14	18	0	48	2.7	2	7	.286	2	4	.500	0	0	—	2	4	6	0.3	4	0	0	1	1	0	6	0.3
2014-15	16	0	37	2.3	0	4	.000	0	2	.000	4	6	.667	5	3	8	0.5	1	0	0	1	0	1	4	0.3
2015-16	2	0	8	4.0	0	3	.000	0	2	.000	0	0	—	1	1	2	1.0	0	0	0	0	2	0	0	0.0
Career	36	0	93	2.6	2	14	.143	2	8	.250	4	6	.667	8	8	16	0.4	5	0	0	2	3	1	10	0.3



#24

SARAH IMOV BIOH

6-2 • Sr. • F • Abuja, Nigeria • Virginia



Career Highlights

2011 Parade All-America (HS)

2015-16

- Has played in every game, starting three
- Led the team in rebounding twice – UNCG, at Clemson
- Great offensive work against Hampton (Dec. 16), finishing with career bests in points (19), field goals (6) and free throws (7) after playing a career-high 24 minutes
- Made all three of her field goal attempts after earning her second start of the season against Winthrop (Dec. 13)
- Was second on team in rebounding at Rainbow Wahine Showdown (Nov. 27-29) with 5.7 per game, including 2.3 offensive per outing
- Grabbed six of eight total rebounds against #16/18 Arizona State (Nov. 27) in the first half, including all three offensive boards to help Gamecocks stay within one possession at halftime
- Started the second half at Clemson (Nov. 18), providing great energy on the glass and adding four points to the game-changing 19-5 third-quarter surge
- Posted first double-double of Gamecock career with 14 points and team-high 11 boards against UNCG (Nov. 15)
- Had great fourth quarter against #6/10 Ohio State, scoring the six of the first eight points in the period, including to putbacks, to hold off the charging Buckeyes

Prior to South Carolina

- Played three seasons at Virginia (2013-15), ranking among the ACC's top 15 in rebounding and top 10 in field goal percentage each season
- Closed out her Cavalier experience ranking 19th in the nation with an ACC-best 10.8 rebounds per game (2014-15) while shooting 58.4 percent from the field to rank third in the league
- Was among the ACC's top 25 scorers as a junior (2014-15), netting 12.6 points per game to average a double-double for the season
- Posted 13 double-doubles in 2014-15 to finish her career with 27 to rank ninth in program history
- Became the 30th member of the Cavalier's 1,000-point club and is ninth all-time in career rebounding (793)
- Ranked eighth in the ACC in field goal percentage as a sophomore (2013-14), hitting 54.5 percent from the field, after leading the league with a .591 percentage as a freshman
- Ranked the No. 15 post player in the 2011 class by ESPN Hoopgurlz
- Named a 2011 *Parade* All-American after averaging 29.0 points and 22.6 rebounds her senior season
- Led St. Anne's-Belfield to the VIS Division II state championship game

2015-16 Game-by-Game

Opponent	Date	GS	MIN	FG-A	3FG-A	FT-A	Reb	A	TO	B	S	TP
Ohio State	11/13	*	16	4-5	0-0	0-2	3-7-10	0	1	0	0	8
UNCG	11/15		21	5-7	0-0	4-6	5-6-11	0	0	0	2	14
at Clemson	11/18		19	3-4	0-0	3-8	4-2-6	0	0	0	2	9
at UCLA	11/22		8	0-0	0-0	0-0	3-1-4	0	0	0	1	0
vs. Arizona State	11/27		16	0-1	0-0	1-2	3-5-8	0	2	0	0	1
vs. CSUB	11/28		15	3-5	0-0	0-5	3-2-5	0	0	0	0	6
vs. Hawaii	11/29		13	1-2	0-0	1-1	1-3-4	0	1	0	0	3
Duke	12/6		3	0-0	0-0	0-0	0-0-0	0	1	0	0	0
Winthrop	12/13	*	22	3-3	0-0	1-1	1-3-4	1	1	1	0	7
Hampton	12/16	*	24	6-8	0-0	7-9	5-2-7	0	0	0	0	19

Career Stats at South Carolina

Year	GP	GS	Min	Avg	FG	FGA	Pct	3FG	FGA	Pct	FT	FTA	Pct	Off	Def	Tot	Avg	PF	FO	A	TO	Blk	Stl	Pts	Avg
2015-16	10	3	157	15.7	25	35	.714	0	0	—	17	34	.500	28	31	59	5.9	13	0	1	6	1	5	67	6.7

Miscellaneous

	Season	Career
Double-Double	1	1
10+ Points	2	2
10+ Rebounds	2	2
Tm-High Points	0	0
Tm-High Rebs.	2	2

Career Highs

Pts19 vs. Hampton, 12/16/15
Rebs11 vs. UNCG, 11/15/15
Blks1 vs. Winthrop, 12/13/15
Stls2, 2x, last at Clemson, 11/18/15
Assts1 vs. Winthrop, 12/13/15
Min24 vs. Hampton, 12/16/15
FG6 vs. Hampton, 12/16/15
FT7 vs. Hampton, 12/16/15



TIFFANY MITCHELL

5-9 • Sr. • G • Charlotte, N.C. • Providence Day



Career Highlights

Naismith Early Season Watch List (2015-16)	2015 Wade Watch List
USBWA Ann Meyers Drysdale Award Watch List (2015-16)	2015 Capital One Academic All-District 4
Wooden Award Watch List (2015-16)	2015 NCAA Greensboro Region All-Tournament Team
Preseason All-America (AP, Lindy's, Athlon, SI, ESPN)	No. 4 Player in the Nation, espnW (2014-15)
Preseason SEC Player of the Year (Coaches, Media)	2015 Preseason All-America (AP, SI, ESPN)
Preseason All-SEC First Team (Coaches, Media)	2015 FIBA 3x3 World Championships Gold Medal (USA)
Two-time SEC Player of the Year (Coaches – 2014, 2015; AP – 2015)	2014 WBCA All-America
Two-time All-SEC First Team (Coaches – 2014, 2015; AP – 2014, 2015)	2014 All-America Third Team (AP, Full Court)
2015 All-America First Team (ESPN, AP, USBWA)	2014 Wooden Award Final Ballot, Wade Trophy Watch List, Dawn Staley Award Watch List
2015 Dawn Staley Award Finalist	2014 WBCA All-Region 3
2015 Naismith Finalist	2014 SEC All-Defensive Team
2015 Wooden Award All-America Team/Finalist	2013 SEC All-Freshman Team

Miscellaneous

	Season	Career
Double-Double	0	4
20+ Points	0	13
10+ Points	9	84
10+ Rebounds	0	7
5+ Assists	1	12
5+ Steals	0	8
Tm-High Points	2	39
Tm-High Rebs.	0	10
Tm-High Assists	1	30

Career Highs

Pts25 vs. Georgia, 2/27/14
Rebs11, 5x, last at Arkansas, 1/2/14
Blks3 at Arkansas, 2/19/15
Stls7 vs. NC Central, 12/2/14
Assts9 at San Diego State, 11/23/13
Min40, 2x, last vs. Florida State, 3/29/15
FG8, 6x, last vs. Florida State, 3/29/15
3FG6, 2x, last at Hampton, 12/17/14
FT13 vs. CSU Northridge, 3/23/14

2015-16

- Selected team captain for second-straight season
- Preseason accolades include spots on the Wooden Award Watch List and Naismith Early Season Watch List, consensus preseason All-America and All-SEC Player of the Year honors and being ranked No. 4 player in the nation by espnW
- Ranks 13th in the SEC in scoring and fourth in free throw percentage
- Has scored in double figures in nine of 10 games
- Has been team's top scorer twice – at Clemson, at UCLA
- Handed out team-high assists once – Ohio State
- Sparked South Carolina's offense in the second half against Hampton (Dec. 16), tallying nine points over the first four minutes of the half and finishing 4-of-4 from the field in the final 20 minutes
- Sank free throws that started a 15-5 run over the final 5:03 to overcome one-point deficit to #14/13 Duke (Dec. 6)
- Scored 10 of her 14 points at Hawaii (Nov. 28) in the first half on 4-of-7 shooting (.571), including the first five points of the second quarter
- Netted four of her 17 points at UCLA (Nov. 22) during 10-4 run over final 4:05 to deliver the win
- Looked sharp in win at Clemson (Nov. 18), shooting 50.0 percent from the field with a team-high 18 points, including four 3-pointers, and swiped four steals for second time in three games
- Scored 10 points in the first half against #6/10 Ohio State (Nov. 13)

2015-16 Highs

Pts18 at Clemson, 11/18
Rebs6 vs. Hampton, 12/16
Blks1, 2x, last vs. Duke, 12/6
Stls4, 2x, last at Clemson, 11/18
Assts5 vs. UNCG, 11/15
Min36 vs. Arizona State, 11/27
FG6, 2x, last at Clemson, 11/18
3FG4 at Clemson, 11/18
FT7 vs. CSU Bakersfield, 11/28

2015-16 Game-by-Game

Opponent	Date	GS	MIN	FG-A	3FG-A	FTA	Reb	A	TO	B	S	TP
Ohio State	11/13	*	32	6-12	2-4	1-2	1-2-3	3	8	1	4	15
UNCG	11/15	*	23	3-11	2-7	2-2	0-2-2	5	1	0	2	10
at Clemson	11/18	*	25	6-12	4-7	2-4	3-2-5	0	1	0	4	18
at UCLA	11/22	*	34	5-12	1-5	6-6	2-3-5	2	6	0	1	17
vs. Arizona State	11/27	*	36	2-7	0-3	2-2	0-1-1	1	2	0	2	6
vs. CSUB	11/28	*	32	3-9	0-2	7-8	0-1-1	1	1	0	0	13
vs. Hawaii	11/29	*	29	5-10	2-5	2-2	1-1-2	2	3	0	0	14
Duke	12/6	*	35	3-13	1-5	5-6	2-2-4	2	3	1	0	12
Winthrop	12/13	*	22	4-8	3-6	1-2	1-4-5	3	4	0	1	12
Hampton	12/16	*	29	4-11	3-6	6-8	4-2-6	2	0	0	1	17

Career Stats at South Carolina

Year	GP	GS	Min	Avg	FG	FGA	Pct	3FG	FGA	Pct	FT	FTA	Pct	Off	Def	Tot	Avg	PF	FO	A	TO	Blk	Stl	Pts	Avg
2012-13	33	30	927	28.1	107	282	.379	22	60	.367	68	111	.613	60	109	169	5.1	64	1	43	82	4	44	304	9.2
2013-14	34	34	1066	31.4	165	335	.493	40	74	.541	157	198	.793	41	149	190	5.6	63	0	118	97	8	62	527	15.5
2014-15	37	37	1106	29.9	189	378	.500	57	137	.416	98	117	.838	28	87	115	3.1	64	1	106	82	11	65	533	14.4
2015-16	10	10	297	29.7	41	105	.390	18	50	.360	34	42	.810	14	20	34	3.4	17	0	21	29	2	15	134	13.4
Career	114	111	3396	29.8	502	1100	.456	137	321	.427	357	468	.763	143	365	508	4.5	208	2	288	290	25	186	1498	13.1



#23

TINA ROY

5-11 • Sr. • G • Kaplan, La. • Kaplan



Career Highlights

Two-time SEC Academic Honor Roll

2015-16

- Selected team captain
- Has played in every game, starting the first nine of the season
- Has led the team in scoring once – at UCLA
- Dished out a team-high assists three times – UNCG, at UCLA, vs. Arizona State
- Has finished with at least three assists in five of her last seven games
- Matched her career high with five 3s at UCLA (Nov. 22), including one to open the fourth quarter to launch the Gamecocks' 23-17 final period to overcome a three-point deficit
- Hit a clutch 3 in the third quarter against #6/10 Ohio State (Nov. 13), tying the game as part of an 8-2 run to close the period

Miscellaneous

	Season	Career
10+ Points	1	13
5+ Assists	0	5
Tm-High Points	1	3
Tm-High Assists	3	13

Career Highs

Pts17 at UCLA, 11/22/15
Rebs8 at Mississippi State, 2/6/14
Blks2 at Mississippi State, 2/6/14
Stls3 vs. Southern Cal, 11/15/14
Assts10 vs. Savannah State, 12/14/14
Min37 at UCLA, 11/22/15
FG6 at UCLA, 11/22/15
3FG5, 3x, last at UCLA, 11/22/15
FT4 at Southern Cal, 11/25/13

2015-16 Highs

Pts17 at UCLA, 11/22
Rebs5 vs. CSU Bakersfield, 11/28
Blks1 vs. Arizona State, 11/27
Stls1, 3x, last vs. Duke, 12/6
Assts6 vs. UNCG, 11/15
Min37 at UCLA, 11/22
FG6 at UCLA, 11/22
3FG5 at UCLA, 11/22
FT

2015-16 Game-by-Game

Opponent	Date	GS	MIN	FG-A	3FG-A	FT-A	Reb	A	TO	B	S	TP
Ohio State	11/13	*	23	1-6	1-6	0-0	0-1-1	1	1	0	0	3
UNCG	11/15	*	19	3-8	3-8	0-0	0-0-0	6	0	0	0	9
at Clemson	11/18	*	22	1-6	1-6	0-0	0-1-1	1	0	0	1	3
at UCLA	11/22	*	37	6-14	5-11	0-0	0-3-3	4	2	0	0	17
vs. Arizona State	11/27	*	22	1-7	1-3	0-0	0-2-2	3	2	1	0	3
vs. CSUB	11/28	*	21	1-4	1-4	0-0	1-4-5	3	0	0	0	3
vs. Hawaii	11/29	*	9	0-1	0-1	0-0	0-0-0	2	0	0	1	0
Duke	12/6	*	16	1-3	1-2	0-0	0-1-1	2	1	0	1	3
Winthrop	12/13	*	11	1-6	1-6	0-0	0-0-0	3	0	0	0	3
Hampton	12/16		24	0-3	0-2	0-0	0-3-3	3	1	0	0	0

Career Stats at South Carolina

Year	GP	GS	Min	Avg	FG	FGA	Pct	3FG	FGA	Pct	FT	FTA	Pct	Off	Def	Tot	Avg	PF	FO	A	TO	Blk	Stl	Pts	Avg	
2011-12	34	0	383	11.3	53	181	.293	32	127	.252	10	22	.455	20	29	49	1.4	20	0	10	15	1	9	148	4.4	
2012-13	— Did Not Play —																									
2013-14	34	1	553	16.3	44	146	.301	20	86	.233	14	23	.609	13	56	69	2.0	19	0	48	23	9	6	122	3.6	
2014-15	36	0	568	15.8	59	152	.388	46	119	.387	2	5	.400	8	59	67	1.9	19	0	78	34	5	7	166	4.6	
2015-16	10	9	204	20.4	15	58	.259	14	49	.286	0	0	—	1	15	16	1.6	6	0	28	7	1	3	44	4.4	
Career	114	10	1708	15.0	171	537	.318	112	381	.294	26	50	.520	42	159	201	1.8	64	0	164	79	16	25	480	4.2	



KHADIJAH SESSIONS

5-8 • Sr. • G • Myrtle Beach, S.C. • Myrtle Beach



Career Highlights

Three-time SEC Academic Honor Roll | 2012 SCBA Class 4A Player of the Year
2012 Parade All-America (HS)

2015-16

- Selected team captain
- Has started every game
- Ranks eighth in the SEC in steals (2.0)
- Has led the team in assists four times – Ohio State, at Clemson, at Hawaii, Winthrop – and handed out five or more assists twice this season
- Has shot 68.4 percent (13-of-19) from the floor over last five games, including 2-of-5 (.400) from 3-point range
- Served as a catalyst for the South Carolina offense against Winthrop (Dec. 13), dishing out six assists
- Matched career highs in steals (4) and minutes played (37) against #14/13 Duke (Dec. 6), picking up last two steals in final 5:03 to spark 15-5 run that turned one-point deficit into victory
- At Rainbow Wahine Showdown, averaged 8.3 points on 56.3 percent shooting (9-of-16) to go with eight steals
- Scored in double figures for second time this season with 11 at Hawaii (Nov. 29) all in the second half, including nine during a 17-6 run to close the third quarter after UH had closed within five points
- Grabbed three offensive rebounds against #16/18 Arizona State (Nov. 27)
- Handed out five assists at Clemson (Nov. 18)
- Swiped four steals against #6/10 Ohio State (Nov. 13) and applied pressure to the Buckeyes' defense early with strong drives to the basket

Miscellaneous

	Season	Career
10+ Points	2	22
5+ Assists	2	12
Tm-High Points	0	3
Tm-High Assists	4	26

Career Highs

Pts	19 vs. Auburn, 2/3/13
Rebs	6 vs. Clemson, 11/20/14
Blks	1, 8x, last vs. Vanderbilt, 2/15/15
Stls	4, 13x, last vs. Duke, 12/6/15
Assts	8 vs. NC Central, 12/1/14
Min	37, 2x, last vs. Duke, 12/6/15
FG	6, 2x, last vs. Seton Hall, 11/17/13
3FG	3, 4x, last vs. LSU, 3/7/15
FT	8 vs. Auburn, 2/3/13

2015-16 Highs

Pts	12 vs. Ohio State, 11/13
Rebs	5, 2x, last vs. Duke, 12/6
Blks	
Stls	4, 3x, last vs. Duke, 12/6
Assts	6 vs. Winthrop, 12/13
Min	37 vs. Duke, 12/6
FG	4 vs. Hawaii, 11/29
3FG	1, 2x, last vs. Hampton, 12/16
FT	6 vs. Ohio State, 11/13

2015-16 Game-by-Game

Opponent	Date	GS	MIN	FG-A	3FG-A	FT-A	Reb	A	TO	B	S	TP
Ohio State	11/13	*	36	3-8	0-0	6-8	0-3-3	3	3	0	4	12
UNCG	11/15	*	18	1-2	0-0	0-0	0-1-1	4	0	0	2	2
at Clemson	11/18	*	19	0-1	0-1	0-0	0-2-2	5	1	0	1	0
at UCLA	11/22	*	23	0-1	0-1	0-0	1-4-5	1	4	0	0	0
vs. Arizona State	11/27	*	30	2-7	0-2	2-2	3-0-3	0	1	0	2	6
vs. CSUB	11/28	*	26	3-4	0-0	2-3	1-0-1	1	0	0	2	8
vs. Hawaii	11/29	*	21	4-5	1-2	2-2	1-3-4	4	1	0	4	11
Duke	12/6	*	37	2-4	0-1	1-6	2-3-5	1	1	0	4	5
Winthrop	12/13	*	15	2-3	0-1	0-0	0-1-1	6	1	0	1	4
Hampton	12/16	*	17	2-3	1-1	0-0	0-4-4	2	3	0	0	5

Career Stats at South Carolina

Year	GP	GS	Min	Avg	FG	FGA	Pct	3FG	FGA	Pct	FT	FTA	Pct	Off	Def	Tot	Avg	PF	FO	A	TO	Blk	Stl	Pts	Avg
2012-13	33	3	570	17.3	53	151	.351	13	54	.241	72	109	.661	22	24	46	1.4	43	0	36	49	3	21	191	5.8
2013-14	29	26	761	26.2	58	159	.365	18	59	.305	74	109	.679	9	38	47	1.6	60	0	77	45	1	28	208	7.2
2014-15	37	36	814	22.0	59	147	.401	20	64	.313	27	51	.529	26	63	89	2.4	63	0	105	49	4	68	165	4.5
2015-16	10	10	242	24.2	19	38	.500	2	9	.222	13	21	.619	8	21	29	2.9	23	0	27	15	0	20	53	5.3
Career	109	75	2387	21.9	189	495	.382	53	186	.285	186	290	.641	65	146	211	1.9	189	0	245	158	8	137	617	5.7

#40 JATARIE WHITE

6-4 • So. • F • Charlotte, N.C. • Providence Day



Career Highlights

2014 McDonald's All-America
2014 WBCA All-America

Charlotte Observer Player of the Year (2013, 2014)
North Carolina Miss Basketball (2013, 2014)

2015-16

- Ranks among the most improved Gamecocks from last season
- Has seen time in every game
- Led the team in rebounding once – at Clemson
- Has already matched her rebounding total (44) from last season
- Scored all of her season-best eight points against Hampton (Dec. 16) in the second half, shooting 3-of-5 from the field and grabbing five her seven rebounds in the final 20 minutes as well
- Notched career highs in rebounds (9) and blocks (4) in 18 minutes of action against Winthrop (Dec. 13)
- Played 19 minutes against #14/13 Duke (Dec. 6), finishing with five rebounds
- Grabbed five rebounds in just 11 minutes of action against CSU Bakersfield (Nov. 27)
- Started the second half at Clemson (Nov. 18) and was key part of 19-5 third-quarter run that broke open the game ... tied for team-high honors with six rebounds
- Great contributions against #6/10 Ohio State (Nov. 13), beyond the four points, three rebounds and two assists in the box score

Miscellaneous

	Season	Career
10+ Points	0	2
10+ Rebounds	0	0
Tm-High Points	0	0
Tm-High Rebs.	1	1

Career Highs

Pts	11 vs. Clemson, 11/20/14
Rebs	9 vs. Winthrop, 12/13/15
Blks	4 vs. Winthrop, 12/13/15
Stls	2 vs. Syracuse, 3/22/15
Assts	2, 4x, last at Clemson, 11/18/15
Min	22 vs. San Diego St., 11/23/14
FG	5 vs. Clemson, 11/20/14
FT	2, 6x, last vs. Hampton, 12/16/15

2015-16 Highs

Pts	8 vs. Hampton, 12/16
Rebs	9 vs. Winthrop, 12/13
Blks	4 vs. Winthrop, 12/13
Stls	1, 2x, last vs. Winthrop, 12/13
Assts	2, 2x, last at Clemson, 11/18
Min	21 vs. Hampton, 12/16
FG	3 vs. Hampton, 12/16
FT	2, 3x, last vs. Hampton, 12/16

2015-16 Game-by-Game

Opponent	Date	GS	MIN	FG-A	3FG-A	FT-A	Reb	A	TO	B	S	TP
Ohio State	11/13		15	1-3	0-0	2-3	1-2-3	2	0	0	0	4
UNCG	11/15		13	2-4	0-0	1-2	0-3-3	1	0	1	0	5
at Clemson	11/18		18	1-4	0-0	1-2	4-2-6	2	0	1	0	3
at UCLA	11/22		12	0-2	0-0	2-2	0-2-2	0	0	0	0	2
vs. Arizona State	11/27		12	0-2	0-0	0-0	1-1-2	0	1	0	0	0
vs. CSUB	11/28		11	1-2	0-0	0-2	1-4-5	1	0	1	0	2
vs. Hawaii	11/29		14	0-2	0-0	0-0	0-2-2	1	1	0	0	0
Duke	12/6		19	0-3	0-0	0-0	1-4-5	1	2	0	1	0
Winthrop	12/13		18	2-2	0-0	0-0	1-8-9	1	0	4	1	4
Hampton	12/16		21	3-8	0-0	2-2	2-5-7	0	4	1	0	8

Career Stats at South Carolina

Year	GP	GS	Min	Avg	FG	FGA	Pct	3FG	FGA	Pct	FT	FTA	Pct	Off	Def	Tot	Avg	PF	FO	A	TO	Blk	Stl	Pts	Avg
2014-15	20	0	184	9.2	20	49	.408	0	0	—	9	14	.643	16	28	44	2.2	20	0	7	14	5	7	49	2.5
2015-16	10	0	153	15.3	10	32	.313	0	0	—	8	13	.615	11	33	44	4.4	22	0	9	8	8	2	28	2.8
Career	30	0	337	11.2	30	81	.370	0	0	—	17	27	.630	27	61	88	2.9	42	0	16	22	13	9	77	2.6



#22 A'JA WILSON

6-5 • So. • F • Hopkins, S.C. • Heathwood Hall



Career Highlights

Naismith Early Season Watch List (2015-16)	2015 WBCA All-Region 3
USBWA Ann Meyers Drysdale Award Watch List (2015-16)	2015 SEC Freshman of the Year (Coaches, AP)
Wooden Award Watch List (2015-16)	2015 All-SEC First Team (Coaches, AP)
2015 Rainbow Wahine Showdown Tournament MVP	2015 SEC All-Freshman Team
Three-time SEC Player of the Week	USBWA National Freshman of the Week (Dec. 1-7)
Preseason All-America Second Team (Lindy's, SI, ESPN)	Five-time SEC Freshman of the Week
Preseason All-America Honorable Mention (AP)	2014 National High School Player of the Year (WBCA, Naismith, Parade)
Preseason All-SEC First Team (Media, Coaches)	2014 McDonald's and Parade (HS) All-America
2015 All-America Third Team (AP)	Three-time SCISA Player of the Year
2015 All-America Honorable Mention (WBCA)	

Miscellaneous

	Season	Career
Double-Double	5	10
20+ Points	3	8
10+ Points	7	36
10+ Rebounds	5	10
5+ Blocks	1	2
Tim-High Points	6	21
Tim-High Rebs.	5	14

2015-16

- Preseason accolades include a spot on the Wooden Award Watch List and Naismith Early Season Watch List, preseason All-America and All-SEC First Team honors from both the league's coaches and media and being ranked No. 8 player in the nation by espnW
- Has been named SEC Player of the Week three times (Nov. 13-16, Nov. 24-30, Dec. 1-7)
- Leads team in both scoring and rebounding
- Ranks 17th in the nation in double-doubles with five, matching her 2014-15 season total, and 8th in blocked shots per game (3.1), leading SEC in both categories
- Is second in SEC in rebounding, fourth in scoring, fifth in field goal percentage and 12th in free throw percentage
- Has led the team in scoring six times – Ohio State, UNCG, vs. Arizona State, vs. CSUB, at Hawaii, Duke
- Been team's top rebounder five times – Ohio State, vs. Arizona State, vs. CSUB, at Hawaii, Duke
- Scored career-high 28 points against #14/13 Duke (Dec. 6), including 20 in the second half and 12 of the team's 16 in the third quarter
- Named MVP of Rainbow Wahine Showdown, averaging 20.7 points on 65.0 percent shooting (26-of-40), 8.0 rebounds and 2.3 blocks, helping her to SEC co-Player of the Week honors a125s well (Nov. 24-30)
- Tallied 26 points against CSU Bakersfield (Nov. 28), including 16 in second half to break open eight-point game at halftime
- Grabbed three of her fourth-quarter rebounds in the final seven seconds of a tie game, including two offensive, getting fouled on the final one and hitting the resulting two free throws with 0.6 seconds to deliver the win over #16/18 Arizona State (Nov. 27)
- Hit from the left block to launch a 10-4 run that broke a 58-58 tie with 3:50 left to play and put the Gamecocks up for good at UCLA (Nov. 22)
- Tied her career high with six blocks against UNCG (Nov. 15), while posting her second double-double in as many games (19 pts/10 rebs)
- Scored 12 of her team-high 20 points against #6/10 Ohio State (Nov. 13) in the fourth quarter, including six of the team's 10 points in the final 2:35 to deliver the victory

Career Highs

Pts	28 vs. Duke, 12/6/15
Rebs	19 at Kentucky, 3/1/15
Blks	6, 2x, last vs. UNCG, 11/15/15
Stls	3, 4x, last vs. C. Michigan, 12/20/14
Assts	4 vs. CSU Bakersfield, 11/28/15
Min	33 at Kentucky, 3/1/15
FG	10, 2x, last vs. Duke, 12/6/15
FT	11 vs. LSU, 2/12/15

2015-16 Highs

Pts	28 vs. Duke, 12/6
Rebs	14 vs. Ohio State, 11/13
Blks	6 vs. UNCG, 11/15
Stls	2, 2x, last vs. Arizona State, 11/27
Assts	4 vs. CSU Bakersfield, 11/28
Min	32 vs. Duke, 12/6
FG	10, 2x, last vs. Duke, 12/6
FT	8 vs. Duke, 12/6

2015-16 Game-by-Game

Opponent	Date	GS	MIN	FG-A	3FG-A	FT-A	Reb	A	TO	B	S	TP
Ohio State	11/13	*	21	8-18	0-0	4-4	5-9-14	0	0	2	0	20
UNCG	11/15	*	17	9-14	0-0	1-2	6-4-10	1	2	6	2	19
at Clemson	11/18	*	21	3-10	0-0	1-4	1-4-5	0	0	3	0	7
at UCLA	11/22	*	30	4-9	0-0	3-5	2-8-10	3	2	4	1	11
vs. Arizona State	11/27	*	28	8-11	0-0	2-2	2-9-11	1	6	1	2	18
vs. CSUB	11/28	*	31	10-14	0-0	6-9	2-6-8	4	0	4	0	26
vs. Hawaii	11/29	*	27	8-15	0-0	2-2	2-3-5	0	1	2	0	18
Duke	12/6	*	32	10-19	0-0	8-10	6-5-11	2	3	3	1	28
Winthrop												— DNP —
Hampton												— DNP —

Career Stats at South Carolina

Year	GP	GS	Min	Avg	FG	FGA	Pct	3FG	FGA	Pct	FT	FTA	Pct	Off	Def	Tot	Avg	PF	FO	A	TO	Blk	Stl	Pts	Avg
2014-15	37	1	734	19.8	177	329	.538	1	3	.333	131	198	.662	78	165	243	6.6	72	1	37	62	65	32	486	13.1
2015-16	8	8	207	25.9	60	110	.545	0	0	—	27	38	.711	26	48	74	9.3	17	1	11	14	25	6	147	18.4
Career	45	9	941	20.9	237	439	.540	1	3	.333	158	236	.669	104	213	317	7.0	89	2	48	76	90	38	633	14.1



Official Basketball Box Score - Game Totals - Final Statistics
#6/10 Ohio State vs South Carolina
 11/13/15 7 p.m. at Columbia, S.C./Colonial Life Arena



#6/10 Ohio State 80 • 0-1

#	Player	Total			3-Ptr			Rebounds			PF	TP	A	TO	Blk	Stl	Min
		FG-FGA	FT-FTA	Reb Tot	FG-FGA	FT-FTA	Off	Def	Off	Def							
22	Alexa Hart	f	1-5	0-0	0-0	4	1	5	3	2	0	0	2	0	0	19	
32	Shayla Cooper	f	2-17	0-4	0-0	3	12	15	5	4	1	8	0	2	33		
03	Kelsey Mitchell	g	10-24	4-9	12-13	0	2	2	4	36	1	3	3	0	38		
13	Cait Craft	g	1-3	0-1	3-4	1	0	1	3	5	0	2	1	5	31		
14	Amethyst Alston	g	8-19	4-5	3-3	0	3	3	2	23	0	1	1	1	38		
12	Kianna Holland	g	2-4	1-3	0-0	0	0	0	3	5	0	0	0	0	8		
20	Asia Doss	g	1-2	1-1	0-0	0	0	0	1	3	1	1	0	1	5		
21	Lisa Blair	g	1-3	0-0	0-0	5	3	8	4	2	0	2	2	1	12		
24	Makayla Waterman	g	0-3	0-0	0-0	2	1	3	3	0	0	1	1	2	13		
34	Theresa Ekhelar	g	0-0	0-0	0-0	0	0	0	1	0	0	0	0	0	3		
Team						3	2	5									
Totals			26-80	10-23	18-20	18	24	42	29	80	3	18	10	13	200		

1st FG %:	8-21	38.1%	2nd:	8-18	44.4%	3rd:	6-23	26.1%	4th:	4-18	22.2%	Game:	26-80	32.5%	Rebounds	1,1
3FG %:	5-8	62.5%		2-3	66.7%		1-7	14.3%		2-5	40.0%		10-23	43.5%		
FT %:	5-5	100.0%		3-3	100.0%		2-2	100.0%		8-10	80.0%		18-20	90.0%		

South Carolina 88 • 1-0

#	Player	Total			3-Ptr			Rebounds			PF	TP	A	TO	Blk	Stl	Min
		FG-FGA	FT-FTA	Reb Tot	FG-FGA	FT-FTA	Off	Def	Off	Def							
22	WILSON, A'ja	f	8-18	0-0	4-4	5	9	14	0	20	0	0	2	0	21		
24	IMOVBIQH, Sarah	f	4-5	0-0	0-2	3	7	10	3	8	0	1	0	0	16		
05	SESSIONS, Khadijah	g	3-8	0-0	6-8	0	3	3	4	12	3	3	0	4	36		
23	ROY, Tina	g	1-6	1-6	0-0	0	1	1	2	3	1	1	0	0	23		
25	MITCHELL, Tiffany	g	6-12	2-4	1-2	1	2	3	4	15	3	8	1	4	32		
00	COLLEY, Shay	g	0-0	0-0	0-0	0	0	0	3	0	0	1	0	0	6		
01	CUEVAS, Bianca	g	1-5	0-1	3-4	0	0	0	2	5	1	1	0	0	8		
03	DUCKETT, Kaydra	g	0-1	0-0	0-0	0	0	0	1	0	0	0	0	0	3		
31	DOZIER, Asia	g	1-2	0-0	2-2	0	0	0	0	4	1	2	0	0	12		
40	WHITE, Jatarie	g	1-3	0-0	2-3	1	2	3	0	4	2	0	0	0	15		
41	COATES, Alaina	g	6-9	0-0	5-10	4	9	13	1	17	0	3	3	1	28		
Team						2	2	4									
Totals			31-69	3-11	23-35	16	35	51	20	88	11	20	6	9	200		

1st FG %:	9-19	47.4%	2nd:	4-12	33.3%	3rd:	6-17	35.3%	4th:	12-21	57.1%	Game:	31-69	44.9%	Rebounds	9,2
3FG %:	1-3	33.3%		0-2	0.0%		2-4	50.0%		3-11	27.3%		16-35	45.7%		
FT %:	11-14	78.6%		7-12	58.3%		5-7	71.4%		0-2	0.0%		23-35	65.7%		

Officials: Beverly Roberts, Mark Zentz, Kevin Pethel
 Technical fouls: #6/10 Ohio State-None. South Carolina-None.
 Attendance: 16815

Score by periods	1st	2nd	3rd	4th	Total
#6/10 Ohio State	26	21	15	18	80
South Carolina	30	15	19	24	88

Points In Off 2nd Fast
 OSU 52 20 14 8 9 10
 SC 20 21 16 30

Score tied - 6 times.
 Lead changed - 6 times.

Last FG - OSU 4th-02:35, SC 4th-00:08.
 Largest lead - OSU by 6 3rd-08:26, SC by 15 1st-03:56.
 OSU led for 08:14. SC led for 28:41. Game was tied for 03:05.



Official Basketball Box Score - Game Totals - Final Statistics
UNCG vs South Carolina
 11/15/15 3 p.m. at Columbia, S.C./Colonial Life Arena



UNCG 44 • 1-1

#	Player	Total			3-Ptr			Rebounds			PF	TP	A	TO	Blk	Stl	Min
		FG-FGA	FT-FTA	Reb Tot	FG-FGA	FT-FTA	Off	Def	Off	Def							
15	Jade Scaife	f	2-5	0-0	0-1	0	2	2	3	4	0	2	1	1	26		
22	India Timpton	f	0-6	0-0	0-0	4	2	6	4	0	0	5	0	1	27		
44	Mariah Wilson	c	1-3	0-0	0-1	2	3	5	3	2	0	1	1	2	21		
03	Jazmine Missouri	g	2-5	1-2	2-2	1	1	2	0	7	1	3	0	0	21		
12	Lucy Mason	g	7-20	1-5	5-6	0	2	2	2	20	1	3	0	2	40		
00	Ashley Bearden	g	0-0	0-0	0-0	0	0	0	0	1	0	0	0	0	6		
01	Keli Foster	g	0-1	0-0	0-0	0	1	1	1	0	0	2	0	0	6		
10	Gena Penick	g	0-1	0-0	0-0	1	0	1	4	0	0	1	0	0	3		
14	Bailey Williams	g	0-1	0-1	1-2	0	0	0	1	1	2	3	0	0	10		
21	Medena Bartley	g	0-0	0-0	0-0	0	0	0	0	0	0	0	0	0	4		
23	Jayda Luckie	g	1-3	0-0	0-0	1	0	1	1	2	0	0	0	0	6		
25	Shanese Harris	g	3-17	1-5	1-2	3	3	6	1	8	0	1	0	0	30		
Team						3	7	10									
Totals			16-62	3-13	9-14	15	21	36	21	44	4	21	2	6	200		

1st FG %:	5-12	41.7%	2nd:	4-14	28.6%	3rd:	3-17	17.6%	4th:	4-19	21.1%	Game:	16-62	25.8%	Rebounds	4,2
3FG %:	2-3	66.7%		0-2	0.0%		1-4	25.0%		0-4	0.0%		3-13	23.1%		
FT %:	4-4	100.0%		1-3	33.3%		2-4	50.0%		2-3	66.7%		9-14	64.3%		

South Carolina 92 • 2-0

#	Player	Total			3-Ptr			Rebounds			PF	TP	A	TO	Blk	Stl	Min
		FG-FGA	FT-FTA	Reb Tot	FG-FGA	FT-FTA	Off	Def	Off	Def							
22	WILSON, A'ja	f	9-14	0-0	1-2	6	4	10	0	19	1	2	6	2	17		
41	COATES, Alaina	c	6-7	0-0	0-3	2	5	7	2	12	0	0	0	3	13		
05	SESSIONS, Khadijah	g	1-2	0-0	0-0	0	1	1	2	2	4	0	0	2	18		
23	ROY, Tina	g	3-8	3-8	0-0	0	0	0	0	9	6	0	0	0	19		
25	MITCHELL, Tiffany	g	3-11	2-7	2-2	0	2	2	2	10	5	1	0	2	23		
00	COLLEY, Shay	g	3-5	1-1	0-0	1	1	2	2	7	1	2	0	1	16		
01	CUEVAS, Bianca	g	2-4	1-3	6-8	0	2	1	1	11	1	3	0	2	19		
03	DUCKETT, Kaydra	g	0-0	0-0	0-0	0	1	1	0	0	0	1	1	0	3		
24	IMOVBIQH, Sarah	g	5-7	0-0	4-6	5	6	11	3	14	0	0	0	2	21		
31	DOZIER, Asia	g	1-4	1-4	0-0	0	2	2	2	3	6	0	0	0	26		
40	WHITE, Jatarie	g	2-4	0-0	1-2	0	3	3	0	5	1	0	1	0	13		
44	FARMER, India	g	0-1	0-1	0-0	0	1	1	0	0	0	0	2	0	5		
Team						1	4	5									
Totals			35-67	8-24	14-23	15	32	47	15	92	25	10	15	15	200		

1st FG %:	11-18	61.1%	2nd:	9-19	47.4%	3rd:	12-19	63.2%	4th:	3-11	27.3%	Game:	35-67	52.3%	Rebounds	3
3FG %:	4-7	57.1%		1-3	33.3%		3-8	37.5%		0-6	0.0%		8-24	33.3%		
FT %:	1-3	33.3%		7-11	63.6%		0-1	0.0%		6-8	75.0%		14-23	60.9%		

Officials: Scott Yarbrough, Troy Winders, Nick Marshall
 Technical fouls: UNCG-None. South Carolina-None.
 Attendance: 13607

Score by periods	1st	2nd	3rd	4th	Total
UNCG	16	9	9	10	44
South Carolina	27	26	27	12	92

Points In Off 2nd Fast
 UNCG 18 4 10 8 11
 SC 52 29 16 13 40

Score tied - 1 time.
 Lead changed - 0 times.

Last FG - UNCG 4th-00:55, SC 4th-02:39.
 Largest lead - UNCG None, SC by 51 4th-03:32.
 UNCG led for 00:00. SC led for 39:22. Game was tied for 00:34.



Official Basketball Box Score - Game Totals - Final Statistics
South Carolina vs Clemson
 11/18/15 7:00 PM at Clemson, S.C.



South Carolina 67 • 3-0

#	Player	Total			3-Ptr			Rebounds			PF	TP	A	TO	Blk	Stl	Min
		FG-FGA	FT-FTA	Reb Tot	FG-FGA	FT-FTA	Off	Def	Off	Def							
22	WILSON, A'ja	f	3-10	0-0	1-4	1	4	5	3	7	0	0	3	0	21		
41	COATES, Alaina	c	4-7	0-0	2-4	5	1	6	3	10	1	2	2	1	22		
05	SESSIONS, Khadijah	g	0-1	0-1	0-0	0	2	2	0	5	1	0	1	0	19		
23	ROY, Tina	g	1-6	1													



Official Basketball Box Score - Game Totals - Final Statistics
Winthrop vs #2/2 South Carolina
 12/13/15 2 p.m. at Columbia, S.C./Colonial Life Arena



Winthrop 37 • 2-7

##	Player	Total		3-Ptr		Rebounds			PF	TP	A	TO	Blk	Stl	Min
		FG-FGA	FT-FTA	FG-FGA	FT-FTA	Off	Def	Tot							
14	WHITAKER, Arianne	f	3-13	0-0	1-4	5	3	8	3	7	0	1	4	3	38
44	MBAMALU, Ezinne	f	3-11	0-0	1-4	4	3	7	3	7	0	2	0	1	30
01	KILPATRICK, Aliyah	g	1-11	0-2	0-0	2	3	5	4	2	1	2	0	1	36
02	BANKS, Jimecheia	g	2-5	0-3	0-1	1	0	1	2	4	4	5	0	1	27
33	WILLIAMS, Erica	g	4-18	1-3	1-4	1	3	4	2	10	3	2	0	2	37
05	JACKSON, Nuba	g	3-6	0-1	1-2	0	2	2	2	7	1	2	0	1	26
15	JACKSON, Naima	g	0-0	0-0	0-0	0	0	0	0	0	0	0	0	0	6
Team						4	1	5							
Totals			16-64	1-9	4-15	17	15	32	16	37	9	14	4	9	200

1st - FG %: 3-20 15.0% 2nd: 3-9 33.3% 3rd: 6-18 33.3% 4th: 4-17 23.5% Game: 16-64 25.0% Deadball Rebounds: 6,1
 3FG %: 0-4 0.0% 0-1 0.0% 0-2 0.0% 1-2 50.0% 1-9 11.1%
 FT %: 1-2 50.0% 0-0 0.0% 2-7 28.6% 1-6 16.7% 4-15 26.7%

#2/2 South Carolina 86 • 9-0

##	Player	Total		3-Ptr		Rebounds			PF	TP	A	TO	Blk	Stl	Min
		FG-FGA	FT-FTA	FG-FGA	FT-FTA	Off	Def	Tot							
24	IMOVBIQH, Sarah	f	3-3	0-0	1-1	1	3	4	0	7	1	1	1	0	22
41	COATES, Alaina	c	13-15	0-0	3-5	6	10	16	4	29	0	1	10	1	30
05	SESSIONS, Khadijah	g	2-3	0-1	0-0	0	1	1	2	4	6	1	0	1	15
23	ROY, Tina	g	1-6	1-6	0-0	0	0	0	0	3	3	0	0	0	11
25	MITCHELL, Tiffany	g	4-8	3-6	1-2	1	4	5	0	12	3	4	0	1	22
00	COLLEY, Shay	g	1-4	1-3	0-0	1	3	4	1	3	4	2	1	3	24
01	CUEVAS, Bianca	g	4-11	1-2	4-4	0	2	2	2	13	1	2	0	1	22
03	DUCKETT, Kaydra	g	1-4	0-1	0-0	0	2	2	1	2	3	0	0	1	15
31	DOZIER, Asia	g	3-4	3-4	0-0	0	2	2	0	9	3	2	0	1	18
40	WHITE, Jatarie	g	2-2	0-0	0-0	1	8	9	3	4	1	0	4	1	18
44	FARMER, India	g	0-2	0-1	0-0	1	0	1	0	0	0	0	0	0	3
Team						1	1	2							
Totals			34-62	9-24	9-12	12	36	48	13	86	25	13	16	10	200

1st - FG %: 10-14 71.4% 2nd: 8-14 57.1% 3rd: 7-18 38.9% 4th: 9-16 56.3% Game: 34-62 54.8% Deadball Rebounds: 3
 3FG %: 4-7 57.1% 1-5 20.0% 3-9 33.3% 1-3 33.3% 9-24 37.5%
 FT %: 2-3 66.7% 4-4 100.0% 3-4 75.0% 0-1 0.0% 9-12 75.0%

Officials: Dee Kantner, Laura Morris, Chaney Muench
 Technical fouls: Winthrop-None. #2/2 South Carolina-None.
 Attendance: 13409

Score by periods	1st	2nd	3rd	4th	Total
Winthrop	7	6	14	10	37
#2/2 South Carolina	26	21	20	19	86

Last FG - WU 4th-00:47, SC 4th-00:56.
 Largest lead - WU None, SC by 52 4th-03:11.
 WU led for 00:00. SC led for 38:49. Game was tied for 01:11.

Points	In	Off	2nd	Fast	Bench
WU	18	9	10	6	7
SC	50	20	14	19	31

Score tied - 1 time.
 Lead changed - 0 times.



Official Basketball Box Score - Game Totals - Final Statistics
Hampton vs #2/2 South Carolina
 12/16/15 7 p.m. at Columbia, S.C./Colonial Life Arena



Hampton 48 • 1-8

##	Player	Total		3-Ptr		Rebounds			PF	TP	A	TO	Blk	Stl	Min
		FG-FGA	FT-FTA	FG-FGA	FT-FTA	Off	Def	Tot							
31	LUPOE, Kaylah	f	3-6	0-0	1-1	2	6	8	5	7	1	1	4	1	27
00	TATE-DeFREITAS, Malia	g	5-15	1-3	3-5	0	2	2	1	14	5	2	0	3	39
03	GILBEAUX, Georgianna	g	0-1	0-0	0-0	0	0	0	0	0	0	0	0	0	15
15	JORDAN, Ryan	g	4-12	1-3	0-0	1	3	4	5	9	1	3	1	2	24
33	GREEN, Chanel	g	1-7	1-2	0-0	0	0	0	3	3	3	3	0	3	39
01	JAMES, DeJane'	g	0-2	0-1	0-0	0	0	0	0	0	0	0	0	0	1
05	WILLIAMS, Natalie	g	0-0	0-0	0-0	0	0	0	0	0	0	0	0	0	1
10	WILLIS, K'lynn	g	0-2	0-2	0-0	0	0	0	1	0	0	0	0	0	8
13	BOYD, Shaleise	g	1-1	0-0	0-0	0	0	0	0	0	2	0	0	0	3
21	SAYLE, Mikayla	g	1-2	0-0	1-2	2	1	3	3	3	0	0	0	0	10
24	DAVIS, Aareana	g	2-5	0-3	0-0	0	0	0	3	4	0	0	0	0	7
30	ROSE, Kristine	g	2-8	2-7	0-0	0	0	0	4	6	2	0	1	1	26
Team						1	1	2							
Totals			19-61	5-21	5-8	6	13	19	25	48	12	9	6	10	200

1st - FG %: 4-12 33.3% 2nd: 4-15 26.7% 3rd: 8-20 40.0% 4th: 3-14 21.4% Game: 19-61 31.1% Deadball Rebounds: 2,1
 3FG %: 1-3 33.3% 1-4 25.0% 2-6 33.3% 1-8 12.5%
 FT %: 0-0 0.0% 0-0 0.0% 2-2 100.0% 3-6 50.0% 5-8 62.5%

#2/2 South Carolina 86 • 10-0

##	Player	Total		3-Ptr		Rebounds			PF	TP	A	TO	Blk	Stl	Min
		FG-FGA	FT-FTA	FG-FGA	FT-FTA	Off	Def	Tot							
24	IMOVBIQH, Sarah	f	6-8	0-0	7-9	5	2	7	1	19	0	0	0	0	24
31	DOZIER, Asia	f	2-6	0-2	2-2	1	1	2	0	6	5	1	0	2	22
41	COATES, Alaina	c	8-11	0-0	6-9	2	10	12	1	22	2	3	1	0	26
05	SESSIONS, Khadijah	g	2-3	1-1	0-0	0	4	4	2	5	2	3	0	0	17
25	MITCHELL, Tiffany	g	4-11	3-6	6-8	4	2	6	1	17	2	0	0	1	29
00	COLLEY, Shay	g	0-0	0-0	0-0	0	2	2	1	0	0	3	0	0	8
01	CUEVAS, Bianca	g	2-6	1-3	1-1	0	1	1	0	6	1	2	0	0	17
03	DUCKETT, Kaydra	g	1-2	1-2	0-0	1	1	2	3	3	2	0	0	0	12
23	ROY, Tina	g	0-3	0-2	0-0	0	3	3	0	0	3	1	0	0	24
40	WHITE, Jatarie	g	3-8	0-0	2-2	2	5	7	4	8	0	4	1	0	21
Team						3	3	6							
Totals			28-58	6-16	24-31	18	34	52	13	86	17	17	2	3	200

1st - FG %: 4-16 25.0% 2nd: 6-17 35.3% 3rd: 8-10 80.0% 4th: 10-15 66.7% Game: 28-58 48.3% Deadball Rebounds: 5,3
 3FG %: 0-4 0.0% 1-4 25.0% 3-4 75.0% 2-4 50.0%
 FT %: 6-7 85.7% 3-3 100.0% 10-16 62.5% 5-5 100.0%

Officials: Mark Zentz, Mary Day, Metta Roberts
 Technical fouls: Hampton-ROSE, Kristine. #2/2 South Carolina-None.
 Attendance: 12117

Score by periods	1st	2nd	3rd	4th	Total
Hampton	9	9	20	10	48
#2/2 South Carolina	14	16	29	27	86

Last FG - HU 4th-05:19, SC 4th-00:26.
 Largest lead - HU None, SC by 38 4th-00:26.
 HU led for 00:00. SC led for 38:33. Game was tied for 01:27.

Points	In	Off	2nd	Fast	Bench
HU	22	18	1	10	15
SC	42	7	17	2	17

Score tied - 0 times.
 Lead changed - 0 times.



2015-16 South Carolina Basketball
South Carolina Combined Team Statistics (as of Dec 16, 2015)
Home games



RECORD:	OVERALL	HOME	AWAY	NEUTRAL
ALL GAMES	5-0	5-0	0-0	0-0
CONFERENCE	0-0	0-0	0-0	0-0
NON-CONFERENCE	5-0	5-0	0-0	0-0

#	Player	gp-gs	min	avg	Total		3-Point		F-Throw		Rebounds				pf	dq	a	to	blk	stl	pts	avg		
					fg-fga	fg%	3fg-fga	3fg%	ft-fa	ft%	off	def	tot	avg										
22	WILSON, A'ja	3-3	70	23.3	27-51	.529	0-0	.000	13-16	.813	17	18	35	11.7	3	0	3	5	11	3	67	22.3		
41	COATES, Alaina	5-4	122	24.4	40-51	.784	0-0	.000	16-31	.516	16	39	55	11.0	11	0	2	8	15	6	96	19.2		
25	MITCHELL, Tiffany	5-5	141	28.2	20-55	.364	11-28	.393	15-20	.750	8	12	20	4.0	10	0	15	16	2	8	66	13.2		
24	IMOVBIQH, Sarah	5-3	86	17.2	18-23	.783	0-0	.000	12-18	.667	14	18	32	6.4	7	0	1	3	1	2	48	9.6		
01	CUEVAS, Bianca	5-0	79	15.8	10-30	.333	3-10	.300	14-19	.737	0	9	9	1.8	5	0	6	9	0	3	37	7.4		
05	SESSIONS, Khadijah	5-5	123	24.6	10-20	.500	1-3	.333	7-14	.500	2	12	14	2.8	11	0	16	8	0	11	28	5.6		
31	DOZIER, Asia	5-1	98	19.6	7-18	.389	4-11	.364	4-4	1.000	1	7	8	1.6	5	0	18	6	0	3	22	4.4		
40	WHITE, Jatarie	5-0	86	17.2	8-20	.400	0-0	.000	5-7	.714	5	22	27	5.4	9	0	5	6	6	2	21	4.2		
23	ROY, Tina	5-4	93	18.6	6-26	.231	6-24	.250	0-0	.000	0	5	5	1.0	3	0	15	3	0	1	18	3.6		
00	COLLEY, Shay	4-0	54	13.5	4-9	.444	2-4	.500	0-0	.000	2	6	8	2.0	7	0	5	8	1	4	10	2.5		
03	DUCKETT, Kaydra	4-0	40	10.0	2-7	.286	1-3	.333	0-0	.000	1	4	5	1.3	6	0	5	1	1	2	5	1.3		
44	FARMER, India	2-0	8	4.0	0-3	.000	0-2	.000	0-0	.000	1	1	2	1.0	0	0	0	0	2	0	0	0.0		
Team											10	11	21											
Total.....		5	1000		152-313	.486	28-85	.329	86-129	.667	77	164	241	48.2	77	0	91	74	39	45	418	83.6		
Opponents.....		5	1000		98-326	.301	22-76	.289	46-70	.657	70	95	165	33.0	112	4	37	77	28	46	264	52.8		

Date	Opponent	Score	Att.
11/13/15	#6/10 OHIO STATE	w 88-80	16815
11/15/15	UNCG	w 92-44	13607
12/06/15	#14/13 DUKE	w 66-55	16429
12/13/15	WINTHROP	w 86-37	13409
12/16/15	HAMPTON	w 86-48	12117

* = Conference game



2015-16 South Carolina Basketball
South Carolina Combined Team Statistics (as of Dec 06, 2015)
Away/Neutral



RECORD:	OVERALL	HOME	AWAY	NEUTRAL
ALL GAMES	5-0	0-0	3-0	2-0
CONFERENCE	0-0	0-0	0-0	0-0
NON-CONFERENCE	5-0	0-0	3-0	2-0

#	Player	gp-gs	min	avg	Total		3-Point		F-Throw		Rebounds				pf	dq	a	to	blk	stl	pts	avg		
					fg-fga	fg%	3fg-fga	3fg%	ft-fa	ft%	off	def	tot	avg										
22	WILSON, A'ja	5-5	137	27.4	33-59	.559	0-0	.000	14-22	.636	9	30	39	7.8	14	1	8	9	14	3	80	16.0		
25	MITCHELL, Tiffany	5-5	156	31.2	21-50	.420	7-22	.318	19-22	.864	6	8	14	2.8	7	0	6	13	0	7	68	13.6		
01	CUEVAS, Bianca	5-0	103	20.6	24-48	.500	3-13	.231	11-16	.688	2	11	13	2.6	6	0	10	8	0	9	62	12.4		
41	COATES, Alaina	5-5	119	23.8	17-33	.515	0-0	.000	3-9	.333	13	17	30	6.0	13	0	2	8	6	4	37	7.4		
23	ROY, Tina	5-5	111	22.2	9-32	.281	8-25	.320	0-0	.000	1	10	11	2.2	3	0	13	4	1	2	26	5.2		
05	SESSIONS, Khadijah	5-5	119	23.8	9-18	.500	1-6	.167	6-7	.857	6	9	15	3.0	12	0	11	7	0	9	25	5.0		
24	IMOVBIQH, Sarah	5-0	71	14.2	7-12	.583	0-0	.000	5-16	.313	14	13	27	5.4	6	0	0	3	0	3	19	3.8		
00	COLLEY, Shay	5-0	59	11.8	5-16	.313	0-4	.000	5-8	.625	5	6	11	2.2	9	0	4	5	0	3	15	3.0		
31	DOZIER, Asia	5-0	57	11.4	4-15	.267	2-11	.182	3-4	.750	0	2	2	0.4	1	0	3	4	0	2	13	2.6		
40	WHITE, Jatarie	5-0	67	13.4	2-12	.167	0-0	.000	3-6	.500	6	11	17	3.4	13	0	4	2	2	0	7	1.4		
03	DUCKETT, Kaydra	1-0	1	1.0	0-0	.000	0-0	.000	0-0	.000	0	0	0	0.0	0	0	0	0	0	0	0	0.0		
Team											8	10	18											
Total.....		5	1000		131-295	.444	21-81	.259	69-110	.627	70	127	197	39.4	84	1	61	66	23	42	352	70.4		
Opponents.....		5	1000		102-276	.370	28-81	.346	54-86	.628	59	110	169	33.8	107	3	59	78	7	29	286	57.2		

Date	Opponent	Score	Att.
11/18/15	at Clemson	w 67-41	1030
11/22/15	at UCLA	w 68-65	2018
@ 11/27/15	vs #16/18 Arizona State	w 60-58	2020
@ 11/28/15	vs CSU Bakersfield	w 90-71	2152
@ 11/29/15	at Hawaii	w 67-51	2073

* = Conference game
 @ = Rainbow Wahine Showdown (Honolulu, Hawaii)



2015-16 South Carolina Basketball
 South Carolina Season Schedule/Results & Leaders (as of Dec 16, 2015)
All games



RECORD:	OVERALL	HOME	AWAY	NEUTRAL
ALL GAMES	10-0	5-0	3-0	2-0
CONFERENCE	0-0	0-0	0-0	0-0
NON-CONFERENCE	10-0	5-0	3-0	2-0

Date	Opponent	Score	Att. High Points	High Rebounds
11/13/15	#6/10 OHIO STATE	w 88-80	16815 (20)WILSON, A'ja	(14)WILSON, A'ja
11/15/15	UNCG	w 92-44	13607 (19)WILSON, A'ja	(11)IMOVBIQH, Sarah
11/18/15	at Clemson	w 67-41	1030 (18)MITCHELL, Tiffany	(6)COATES, Alaina (6)IMOVBIQH, Sarah
11/22/15	at UCLA	w 68-65	2018 (17)ROY, Tina (17)MITCHELL, Tiffany	(12)COATES, Alaina
11/27/15	@vs #16/18 Arizona State	w 60-58	2020 (18)CUEVAS, Bianca (18)WILSON, A'ja	(11)WILSON, A'ja
11/28/15	@vs CSU Bakersfield	w 90-71	2152 (26)WILSON, A'ja	(8)WILSON, A'ja
11/29/15	@at Hawaii	w 67-51	2073 (18)WILSON, A'ja	(5)WILSON, A'ja
12/06/15	#14/13 DUKE	w 66-55	16429 (28)WILSON, A'ja	(11)WILSON, A'ja
12/13/15	WINTHROP	w 86-37	13409 (29)COATES, Alaina	(16)COATES, Alaina
12/16/15	HAMPTON	w 86-48	12117 (22)COATES, Alaina	(12)COATES, Alaina

* = Conference game
 @ = Rainbow Wahine Showdown (Honolulu, Hawaii)

Attendance Summary	Games	Attend	Avg/Game
Home	5	72377	14475
Away	3	5121	1707
Neutral	2	4172	2086
Total	10	81670	8167



2015-16 South Carolina Basketball
South Carolina Points-Rebounds-Assists (as of Dec 16, 2015)
All games



Opponent	Date	Score	00		01		03		05		22		23		24	
			COLLEY,SHA	CUEVAS,BIA	DUCKETT,KA	SESSIONS,K	WILSON,A'J	ROY,TINA	IMOVBIH,S							
#6/10 OHIO STATE	11/13/15	88-80	w	0-0-0	5-0-1	0-0-0	12-3-3	20-14-0	3-1-1	8-10-0						
UNCG	11/15/15	92-44	w	7-2-1	11-2-1	0-1-0	2-1-4	19-10-1	9-0-6	14-11-0						
at Clemson	11/18/15	67-41	w	5-3-2	4-1-2	DNP	0-2-5	7-5-0	3-1-1	9-6-0						
at UCLA	11/22/15	68-65	w	2-2-0	7-2-2	DNP	0-5-1	11-10-3	17-3-4	0-4-0						
vs #16/18 Arizona State	11/27/15	60-58	w	0-1-0	18-2-0	DNP	6-3-0	18-11-1	3-2-3	1-8-0						
vs CSU Bakersfield	11/28/15	90-71	w	6-2-2	20-4-6	DNP	8-1-1	26-8-4	3-5-3	6-5-0						
at Hawaii	11/29/15	67-51	w	2-3-0	13-4-0	0-0-0	11-4-4	18-5-0	0-0-2	3-4-0						
#14/13 DUKE	12/06/15	66-55	w	DNP	2-4-2	DNP	5-5-1	28-11-2	3-1-2	0-0-0						
WINTHROP	12/13/15	86-37	w	3-4-4	13-2-1	2-2-3	4-1-6	DNP	3-0-3	7-4-1						
HAMPTON	12/16/15	86-48	w	0-2-0	6-1-1	3-2-2	5-4-2	DNP	0-3-3	19-7-0						

Opponent	Date	Score	25		31		40		41		44	
			MITCHELL,T	DOZIER,ASI	WHITE,JATA	COATES,ALA	FARMER,IND					
#6/10 OHIO STATE	11/13/15	88-80	w	15-3-3	4-0-1	4-3-2	17-13-0	DNP				
UNCG	11/15/15	92-44	w	10-2-5	3-2-6	5-3-1	12-7-0	0-1-0				
at Clemson	11/18/15	67-41	w	18-5-0	8-1-0	3-6-2	10-6-1	DNP				
at UCLA	11/22/15	68-65	w	17-5-2	0-0-0	2-2-0	12-12-0	DNP				
vs #16/18 Arizona State	11/27/15	60-58	w	6-1-1	2-1-0	0-2-0	6-7-1	DNP				
vs CSU Bakersfield	11/28/15	90-71	w	13-1-1	0-0-0	2-5-1	6-4-0	DNP				
at Hawaii	11/29/15	67-51	w	14-2-2	3-0-3	0-2-1	3-1-0	DNP				
#14/13 DUKE	12/06/15	66-55	w	12-4-2	0-2-3	0-5-1	16-7-0	DNP				
WINTHROP	12/13/15	86-37	w	12-5-3	9-2-3	4-9-1	29-16-0	0-1-0				
HAMPTON	12/16/15	86-48	w	17-6-2	6-2-5	8-7-0	22-12-2	DNP				



2015-16 South Carolina Basketball
South Carolina Team Game-by-Game Comparison (as of Dec 16, 2015)
All games



Opponent	1st	2nd	Score	Mar	Total FG	FG Pct	3-Pointers	3FG Pct	Free Throws	FT Pct	Rebounds	Assist	T/Over	Block	Steal	Fouls
#6/10 OHIO STATE	45/47	43/33	88-80	+8	31-69/26-80	.449/.325	3-11/10-23	.273/.435	23-35/18-20	.657/.900	51/42	11/3	20/18	6/10	9/13	20/29
UNCG	53/25	39/19	92-44	+48	35-67/16-62	.522/.258	8-24/3-13	.333/.231	14-23/9-14	.609/.643	47/36	25/4	10/21	10/2	15/6	15/21
Clemson	31/20	36/21	67-41	+26	23-63/14-43	.366/.326	7-25/3-7	.280/.429	14-28/10-14	.500/.714	41/36	13/12	5/19	6/0	12/0	15/24
UCLA	32/31	36/34	68-65	+3	24-55/23-64	.436/.359	6-19/4-18	.316/.222	14-16/15-25	.875/.600	45/31	12/10	2/19	4/3	6/13	19/21
#16/18 Arizona State	30/33	30/25	60-58	+2	24-58/21-61	.414/.344	1-11/8-20	.091/.400	11-16/8-14	.688/.571	42/39	6/10	2/11/9	3/1	10/11	16/15
CSU Bakersfield	45/37	45/34	90-71	+19	35-64/25-58	.547/.431	3-12/8-18	.250/.444	17-31/13-15	.548/.867	39/30	18/16	5/11	5/0	5/2	12/27
Hawaii	29/22	38/29	67-51	+16	25-55/19-50	.455/.380	4-14/5-18	.286/.278	13-19/8-18	.684/.444	30/33	12/11	14/20	5/3	9/3	22/20
#14/13 DUKE	30/26	36/29	66-55	+11	24-57/21-59	.421/.356	2-10/3-10	.200/.300	16-28/10-13	.571/.769	43/36	13/9	14/15	5/6	8/8	16/21
WINTHROP	47/13	39/24	86-37	+49	34-62/16-64	.548/.250	9-24/1-9	.375/.111	9-12/4-15	.750/.267	48/32	25/9	13/14	16/4	10/9	13/16
HAMPTON	30/18	56/30	86-48	+38	28-58/19-61	.483/.311	6-16/5-21	.375/.238	24-31/5-8	.774/.625	52/19	17/12	17/9	2/6	3/10	13/25

Note: Game totals are displayed in the format TEAM/OPPONENT for each category



2015-16 South Carolina Basketball
South Carolina Combined Team Statistics (as of Dec 16, 2015)
All games



RECORD:	OVERALL	HOME	AWAY	NEUTRAL
ALL GAMES	10-0	5-0	3-0	2-0
CONFERENCE	0-0	0-0	0-0	0-0
NON-CONFERENCE	10-0	5-0	3-0	2-0

##	Player	gp-gs	min	avg	Total		3-Point		F-Throw		Rebounds			pf	dq	a	to	blk	stl	pts	avg			
					fg-fga	fg%	3fg-fga	3fg%	ft-fga	ft%	off	def	tot											
22	WILSON, A'ja	8-8	207	25.9	60-110	.545	0-0	.000	27-38	.711	26	48	74	9.3	17	1	11	14	25	6	147	18.4		
25	MITCHELL, Tiffany	10-10	297	29.7	41-105	.390	18-50	.360	34-42	.810	14	20	34	3.4	17	0	21	29	2	15	134	13.4		
41	COATES, Alaina	10-9	241	24.1	57-84	.679	0-0	.000	19-40	.475	29	56	85	8.5	24	0	4	16	21	10	133	13.3		
01	CUEVAS, Bianca	10-0	182	18.2	34-78	.436	6-23	.261	25-35	.714	2	20	22	2.2	11	0	16	17	0	12	99	9.9		
24	IMOVBIQH, Sarah	10-3	157	15.7	25-35	.714	0-0	.000	17-34	.500	28	31	59	5.9	13	0	1	6	1	5	67	6.7		
05	SESSIONS, Khadijah	10-10	242	24.2	19-38	.500	2-9	.222	13-21	.619	8	21	29	2.9	23	0	27	15	0	20	53	5.3		
23	ROY, Tina	10-9	204	20.4	15-58	.259	14-49	.286	0-0	.000	1	15	16	1.6	6	0	28	7	1	3	44	4.4		
31	DOZIER, Asia	10-1	155	15.5	11-33	.333	6-22	.273	7-8	.875	1	9	10	1.0	6	0	21	10	0	5	35	3.5		
40	WHITE, Jatarie	10-0	153	15.3	10-32	.313	0-0	.000	8-13	.615	11	33	44	4.4	22	0	9	8	8	2	28	2.8		
00	COLLEY, Shay	9-0	113	12.6	9-25	.360	2-8	.250	5-8	.625	7	12	19	2.1	16	0	9	13	1	7	25	2.8		
03	DUCKETT, Kaydra	5-0	41	8.2	2-7	.286	1-3	.333	0-0	.000	1	4	5	1.0	6	0	5	1	1	2	5	1.0		
44	FARMER, India	2-0	8	4.0	0-3	.000	0-2	.000	0-0	.000	1	1	2	1.0	0	0	0	0	2	0	0	0.0		
Team											18	21	39											
Total.....		10	2000		283-608	.465	49-166	.295	155-239	.649	147	291	438	43.8	161	1	152	140	62	87	770	77.0		
Opponents.....		10	2000		200-602	.332	50-157	.318	100-156	.641	129	205	334	33.4	219	7	96	155	35	75	550	55.0		

TEAM STATISTICS	SC	OPP	Date	Opponent	Score	Att.
SCORING	770	550	11/13/15	#6/10 OHIO STATE	w 88-80	16815
Points per game	77.0	55.0	11/15/15	UNCG	w 92-44	13607
Scoring margin	+22.0	-	11/18/15	at Clemson	w 67-41	1030
FIELD GOALS-ATT	283-608	200-602	11/22/15	at UCLA	w 68-65	2018
Field goal pct	.465	.332	@ 11/27/15	vs #16/18 Arizona State	w 60-58	2020
3 POINT FG-ATT	49-166	50-157	@ 11/28/15	vs CSU Bakersfield	w 90-71	2152
3-point FG pct	.295	.318	@ 11/29/15	at Hawaii	w 67-51	2073
3-pt FG made per game	4.9	5.0	12/06/15	#14/13 DUKE	w 66-55	16429
FREE THROWS-ATT	155-239	100-156	12/13/15	WINTHROP	w 86-37	13409
Free throw pct	.649	.641	12/16/15	HAMPTON	w 86-48	12117
F-Throws made per game	15.5	10.0	* = Conference game			
REBOUNDS	438	334	@ = Rainbow Wahine Showdown (Honolulu, Hawaii)			
Rebounds per game	43.8	33.4				
Rebounding margin	+10.4	-				
ASSISTS	152	96				
Assists per game	15.2	9.6				
TURNOVERS	140	155				
Turnovers per game	14.0	15.5				
Turnover margin	+1.5	-				
Assist/turnover ratio	1.1	0.6				
STEALS	87	75				
Steals per game	8.7	7.5				
BLOCKS	62	35				
Blocks per game	6.2	3.5				
ATTENDANCE	72377	9293				
Home games-Avg/Game	5-14475	3-1707				
Neutral site-Avg/Game	-	2-2086				

Score by Periods	1st	2nd	3rd	4th	Totals
South Carolina	203	169	207	191	770
Opponents	142	130	141	137	550