

**Media Relations:** Diana Koval  
**Office:** 803.777.7977  
**Cell:** 314.369.6050  
**Email:** dkoval@mailbox.sc.edu  
**Website:** www.GamecocksOnline.com  
**Twitter:** @GamecocksOnline or @GamecockWBB  
**Facebook:** www.Facebook.com/GamecocksOnline

# WOMEN'S BASKETBALL SOUTH CAROLINA

**Game 12**  
**Dec. 21, 2012**  
**Noon**  
**Columbia, S.C.**  
**Colonial Life Arena (18,000)**

## 2012-13 Schedule

<b>Fri., Nov. 9</b>	<b>Elon</b>	<b>Columbia, S.C.</b>	<b>W, 77-44</b>
<b>Mon., Nov. 12</b>	at Louisiana Tech	Ruston, La.	W, 82-58
<b>Thu., Nov. 15</b>	<b>Savannah State (SPSO)</b>	<b>Columbia, S.C.</b>	<b>W, 78-47</b>
<b>Sun., Nov. 18</b>	<b>Clemson (SPSO)</b>	<b>Columbia, S.C.</b>	<b>W, 64-43</b>
<i>U.S. Virgin Islands Paradise Jam</i>			
<b>Thu., Nov. 22</b>	vs. Hampton	St. Thomas	W, 45-34
<b>Fri., Nov. 23</b>	vs. Florida Gulf Coast	St. Thomas.	W, 65-46
<b>Sat., Nov. 24</b>	vs. DePaul	St. Thomas	W, 55-46
<b>Wed., Nov. 28</b>	<b>Drexel</b>	<b>Columbia, S.C.</b>	<b>W, 58-55 (OT)</b>
<b>Sun., Dec. 2</b>	at Seton Hall	South Orange, N.J.	W, 55-42
<b>Sun., Dec. 9</b>	<b>Furman (SPSO)</b>	<b>Columbia, S.C.</b>	<b>W, 69-35</b>
<b>Wed., Dec. 19</b>	<b>#1/1 Stanford (FSN)</b>	<b>Columbia, S.C.</b>	<b>L, 53-49</b>
<b>Fri., Dec. 21</b>	<b>South Carolina State</b>	<b>Columbia, S.C.</b>	<b>Noon</b>
<b>Sat., Dec. 29</b>	<b>Western Carolina</b>	<b>Columbia, S.C.</b>	<b>7 p.m.</b>
<b>Thu., Jan. 3</b>	<b>Tennessee* (SPSO)</b>	<b>Columbia, S.C.</b>	<b>9 p.m.</b>
<b>Sun., Jan. 6</b>	at Mississippi State*	Starkville, Miss.	3 p.m.
<b>Thu., Jan. 10</b>	<b>Vanderbilt*</b>	<b>Columbia, S.C.</b>	<b>7 p.m.</b>
<b>Sun., Jan. 13</b>	at Georgia* (CSS)	Athens, Ga.	1 p.m.
<b>Thu., Jan. 17</b>	<b>LSU*</b>	<b>Columbia, S.C.</b>	<b>7 p.m.</b>
<b>Sun., Jan. 20</b>	at Florida* (FSF)	Gainesville, Fla.	1 p.m.
<b>Thu., Jan. 24</b>	<b>Kentucky* (SPSO)</b>	<b>Columbia, S.C.</b>	<b>7 p.m.</b>
<b>Sun., Jan. 27</b>	at Arkansas*	Fayetteville, Ark.	3 p.m.
<b>Sun., Feb. 3</b>	<b>Auburn*</b>	<b>Columbia, S.C.</b>	<b>3 p.m.</b>
<b>Thu., Feb. 7</b>	at Alabama*	Tuscaloosa, Ala.	7:30 p.m.
<b>Sun., Feb. 10</b>	<b>Texas A&amp;M*</b>	<b>Columbia, S.C.</b>	<b>3:30 p.m.</b>
<b>Thu., Feb. 14</b>	at Kentucky*	Lexington, Ky.	7 p.m.
<b>Sun., Feb. 17</b>	at Mississippi* (SECN)	Oxford, Miss.	2 p.m.
<b>Sun., Feb. 24</b>	<b>Mississippi State*</b>	<b>Columbia, S.C.</b>	<b>3 p.m.</b>
<b>Thu., Feb. 28</b>	at Missouri*	Columbia, Mo.	8 p.m.
<b>Sun., Mar. 3</b>	<b>Florida* (SPSO)</b>	<b>Columbia, S.C.</b>	<b>1 p.m.</b>
<i>SEC Tournament</i>			
<b>Wed. Mar. 6</b>	First Round	Duluth, Ga.	TBA
<b>Thu., Mar. 7</b>	Second Round	Duluth, Ga.	TBA
<b>Fri., Mar. 8</b>	Quarterfinals	Duluth, Ga.	TBA
<b>Sat., Mar. 9</b>	Semifinals	Duluth, Ga.	TBA
<b>Sun., Mar. 10</b>	Final	Duluth, Ga.	TBA

\* indicates SEC game

All Times Listed as Eastern

Television outlet listed in parentheses – SPSO is SportSouth; FSN is SportsSouth, Fox Sports Southwest and Sun Sports; SECN is SEC Network; CSS is Charter Sports Southeast; FSF is Fox Sports Florida.

## Uniform Patch



The Gamecocks continue to wear the patch added to their uniforms last season to honor teammate Shelbretta Ball, who was medically disqualified from playing in Fall 2011. The team wanted Brett and everyone watching to know that she will always be an integral part of them and whatever they achieve this season.

Additionally, senior guard Ieasia Walker changed her jersey number this season to honor her teammate who was slated to wear that number prior to being medically disqualified.

## South Carolina Gamecocks (10-1)

**Head Coach:** Dawn Staley

**Record at Carolina:** 77-59 (5th season)

**Career Record:** 249-139 (13th season)

**Career vs. SC State:** 2-0



## SC State Lady Bulldogs (8-2, 1-1)

**Head Coach:** Doug Robertson, Jr.

**Record at SC State:** 53-77 (5th season)

**Career Record:** 106-109 (8th season)

**Career vs. South Carolina:** 0-2



## Game Information

**SCSU Series:** SC leads 23-9

**In Columbia:** SC leads 17-2

**In Orangeburg:** SC leads 4-3

**Neutral Site:** Never Met

**Tickets:** \$7 adult, \$4 youth (17 & under)

**Radio:** WISW 1320 AM (Brad Muller); GamecocksOnline.com

**Live Video:** GamecocksOnline.com

**Live Stats:** GamecocksOnline.com










## South Carolina Notables

- This is the Gamecocks' 39th season as a varsity sport, the fifth with head coach Dawn Staley at the helm.
- For the first time under head coach Dawn Staley, neither of the team's top two scorers is a guard as forwards Aleighsa Welch (12.4 ppg) and Ashley Bruner (10.4 ppg) lead the offense this season.
- The Gamecock defense, ranked second in the nation in points allowed, held #1/1 Stanford to just 53 points after the Cardinal entered the game averaging 78.6 per contest. Stanford came to Columbia shooting 51.8 percent from the field but managed just 40.4 percent against the Gamecocks. The Cardinal committed 18 turnovers, which led to 11 Gamecock points.
- South Carolina is also second in the nation in rebounding margin (+16.4). A Gamecock has pulled down double-digit rebounds in a game 12 times this season, compared to just seven all of 2011-12.

## Tale of the Tape

SC State	SC
8-2	Overall Record..... 10-1
1-1 (MEAC)	Conference Record ..... 0-0
4-1	Home Record ..... 5-1
4-1	Away Record ..... 2-0
0-0	Neutral Record ..... 3-0
67.1	Points Per Game ..... 63.4
53.5	Opp. Points Per Game..... 45.7
.407	Field Goal %age..... .401
.345	Opp. Field Goal %age..... .326
.336	3-Pt. Field Goal %age ..... .245
.298	Opp. 3-Pt. Field Goal %age..... .278
.673	Free Throw %age..... .526
10.7	FTs Made Per Game ..... 12.1
13.4	Assists Per Game ..... 10.0
+6.9	Turnover Margin ..... +3.2
39.2	Rebounds Per Game ..... 44.4
-2.8	Rebounding Margin..... +13.9
11.5	Steals Per Game..... 9.5
4.8	Blocked Shots Per Game ..... 3.2

# 2012-13 South Carolina Media Roster

2		<b>Leasia Walker</b> 5-8 • Senior • Guard Amityville, N.Y. (Copiague) <i>eye-EE-shuh Walker</i>	<b>LAST GAME:</b> 15 pts., 3 assts., 4 stls. in 35 min. <b>NOTABLE:</b> Is fifth in SEC in minutes played (31.4) ... Ranks third among active SEC players in career steals (190) ... Scored four points in final minute vs. Stanford in last surge for win ... Changed jersey number to recognize teammate Shelbretta Ball.	<b>Career Highs</b> <b>PTS:</b> 30 vs. Clemson, 11/18/10 <b>REB:</b> 11 at Ole Miss, 3/3/11 <b>AST:</b> 8 at LA Tech, 11/12/12 <b>STL:</b> 6 vs. Furman, 12/11/11 <b>BLK:</b> 2, 5x, at Purdue, 3/19/12 <b>MIN:</b> 43, 2x, vs. Drexel, 11/28/12
		<b>PPG</b> 9.2 <b>RPG</b> 3.3 <b>APG</b> 2.8 <b>FG%</b> .333 <b>FT%</b> .625		
5		<b>Khadijah Sessions</b> 5-8 • Freshman • Guard Myrtle Beach, S.C. (Myrtle Beach) <i>kuh-DEE-zhuh Sessions</i>	<b>LAST GAME:</b> 0 pts., 0 assts., 0 stls. in 9 min. <b>NOTABLE:</b> Hit first career 3-pointer vs. Florida Gulf Coast ... Parade HS All-American ... Rated No. 7 points guard and No. 40 player overall in 2012 class by ESPN Hoopgurlz ... Dynamic playmaker.	<b>Career Highs</b> <b>PTS:</b> 8 vs. Elon, 11/9/12 <b>REB:</b> 3 vs. Savannah St., 11/15/12 <b>AST:</b> 4 vs. Savannah St., 11/15/12 <b>STL:</b> 3 vs. Savannah St., 11/15/12 <b>BLK:</b> 1 vs. Furman, 12/9/12 <b>MIN:</b> 23 vs. Furman, 12/9/12
		<b>PPG</b> 4.2 <b>RPG</b> 1.0 <b>APG</b> 1.1 <b>FG%</b> .381 <b>FT%</b> .545		
12		<b>Wilka Montout</b> 6-3 • Junior • Center Cayenne, French Guiana (NE Okla. A&M) <i>WIL-kuh mawn-TOO</i>	<b>LAST GAME:</b> 0 pts., 0 rebs., 0 blks. in 3 min. <b>NOTABLE:</b> Found offensive rhythm vs. Furman, hitting four FGs ... Grabbed five of six boards at Savannah State on offensive end ... Third-Team JUCO All-American in 2011-12 ... Multi-faceted post who can stretch defenses with mid-range and outside shooting.	<b>Career Highs</b> <b>PTS:</b> 12 at LA Tech, 11/12/12 <b>REB:</b> 6 vs. Savannah St., 11/15/12 <b>AST:</b> 2 vs. Elon, 11/9/12 <b>STL:</b> 1, 3x, vs. Hampton, 11/22/12 <b>BLK:</b> 2 vs. Furman, 12/9/12 <b>MIN:</b> 24 vs. Sav. St., 11/15/12
		<b>PPG</b> 4.1 <b>RPG</b> 2.2 <b>APG</b> 0.5 <b>FG%</b> .309 <b>FT%</b> .615		
20		<b>Sancheon White</b> 5-10 • Senior • Guard Hammon, Ind. (Central Arizona College) <i>SAN-chee-awn White</i>	<b>LAST GAME:</b> 5 pts., 3 rebs., 1 stl. in 34 min. <b>NOTABLE:</b> Two double-figure scoring games ... Hit a pull-up jumper to give team lead with 2:33 to play against #1/1 Stanford ... Solid lockdown defender with expanding offensive and rebounding skills.	<b>Career Highs</b> <b>PTS:</b> 11 vs. FGCU, 11/23/12 <b>REB:</b> 13 at Auburn, 1/19/12 <b>AST:</b> 3, 2x, vs. Presby., 11/27/11 <b>STL:</b> 3, 3x, vs. Furman, 12/9/12 <b>BLK:</b> 4 vs. Drexel, 11/28/12 <b>MIN:</b> 40 vs. Drexel, 11/28/11
		<b>PPG</b> 5.9 <b>RPG</b> 4.1 <b>APG</b> 1.0 <b>FG%</b> .361 <b>FT%</b> .750		
21		<b>Ashley Bruner</b> 6-0 • Senior • Forward Norman, Okla. (Norman) <i>Ashley BREW-ner</i>	<b>LAST GAME:</b> 5 pts., 8 rebs., 2 stls. in 35 min. <b>NOTABLE:</b> Has led team in points, rebounds or both in seven games ... Posted six double-digit scoring games ... Ranks 10th in SEC in rpg and eighth in offensive rpg (3.5) ... Snagged 500th career rebound at Seton Hall ... Is fourth among current SEC players with 515 career rebounds.	<b>Career Highs</b> <b>PTS:</b> 18 vs. Savannah St., 12/5/10 <b>REB:</b> 18 vs. Penn St., 11/20/11 <b>AST:</b> 4 vs. Savannah St., 12/21/11 <b>STL:</b> 3 at Seton Hall, 12/2/12 <b>BLK:</b> 4, 2x, vs. Sav. St., 12/5/10 <b>MIN:</b> 37 vs. DePaul, 11/24/12
		<b>PPG</b> 10.5 <b>RPG</b> 7.4 <b>APG</b> 1.2 <b>FG%</b> .467 <b>FT%</b> .288		
24		<b>Aleighsa Welch</b> 6-0 • Sophomore • Forward Goose Creek, S.C. (Goose Creek) <i>uh-LEE-suh Welch</i>	<b>LAST GAME:</b> 17 pts., 5 rebs., 2 assts. in 34 min. <b>NOTABLE:</b> Leads SEC and is 17th in nation with five double-doubles ... Leads SEC in offensive rpg (4.6) and is second in total rpg ... Leads team in scoring ... 13 of 17 points vs. #1/1 Stanford came in 2nd half ... Career-high 15 rebs. vs. Drexel are second-most in SEC this season.	<b>Career Highs</b> <b>PTS:</b> 19 vs. Vanderbilt, 1/15/12 <b>REB:</b> 15 vs. Drexel, 11/28/12 <b>AST:</b> 2, 2x, vs. Stanford, 12/19/12 <b>STL:</b> 3, 2x, vs. Elon, 11/9/12 <b>BLK:</b> 4 at NC State, 12/4/11 <b>MIN:</b> 42 vs. Drexel, 11/28/12
		<b>PPG</b> 12.4 <b>RPG</b> 9.1 <b>APG</b> 0.5 <b>FG%</b> .667 <b>FT%</b> .673		
25		<b>Tiffany Mitchell</b> 5-9 • Freshman • Guard Charlotte, N.C. (Providence Day)	<b>LAST GAME:</b> 2 pts., 5 rebs., 2 stls. in 34 min. <b>NOTABLE:</b> Ranks 18th in SEC in rebounding ... Scored in double figures six times this season ... Posted first career double-double at Seton Hall (14 pts/11 reb) ... Gatorade North Carolina Player of the Year, NC Miss Basketball and Parade HS All-American.	<b>Career Highs</b> <b>PTS:</b> 16, 2x, vs. Furman, 12/9/12 <b>REB:</b> 11, 2x, at Seton Hall, 12/2/12 <b>AST:</b> 4 vs. Sav. St., 11/15/12 <b>STL:</b> 5 vs. Furman, 12/9/12 <b>BLK:</b> 1 vs. Stanford, 12/19/12 <b>MIN:</b> 34 vs. Stanford, 12/19/12
		<b>PPG</b> 10.4 <b>RPG</b> 6.2 <b>APG</b> 1.5 <b>FG%</b> .429 <b>FT%</b> .450		
31		<b>Asia Dozier</b> 5-10 • Freshman • Guard Columbia, S.C. (Spring Valley) <i>Asia DOE-zhur</i>	<b>LAST GAME:</b> 5 pts., 0 rebs. in 8 min. <b>NOTABLE:</b> Buried 2nd-half 3 to pull within two points of #1/1 Stanford ... Gatorade South Carolina Player of the Year and SC Miss Basketball ... Father, Perry, and uncle Terry both played basketball at South Carolina.	<b>Career Highs</b> <b>PTS:</b> 11 vs. Sav. St., 11/15/12 <b>REB:</b> 10 vs. Elon, 11/9/12 <b>AST:</b> 5 at LA Tech, 11/12/12 <b>STL:</b> 2 at LA Tech, 11/12/12 <b>BLK:</b> 1, 2x, vs. Furman, 11/9/12 <b>MIN:</b> 26 vs. Elon, 11/9/12
		<b>PPG</b> 3.5 <b>RPG</b> 2.6 <b>APG</b> 0.9 <b>FG%</b> .200 <b>FT%</b> .636		
33		<b>Elem Ibiam</b> 6-3 • Sophomore • Center Fayetteville, Ga. (Fayette County) <i>ELL-um IB-ee-um</i>	<b>LAST GAME:</b> 0 pts., 3 rebs. in 8 min. <b>NOTABLE:</b> Scored season-high eight points against Furman ... Grabbed career-high 11 rebounds against Elon, six offensive ... Working hard on post presence and awareness of defenses.	<b>Career Highs</b> <b>PTS:</b> 8 vs. Furman, 12/9/12 <b>REB:</b> 11 vs. Elon, 11/9/12 <b>AST:</b> 2 vs. E. Mich., 3/17/12 <b>STL:</b> 1, 4x, vs. Stanford, 12/19/12 <b>BLK:</b> 5 vs. E. Mich., 3/17/12 <b>MIN:</b> 22 vs. Furman, 12/9/12
		<b>PPG</b> 2.7 <b>RPG</b> 4.1 <b>APG</b> 0.1 <b>FG%</b> .300 <b>FT%</b> .400		

**Starter**

**Reserve**

## Quick Facts

### The University

**Location:** Columbia, S.C.  
**Founded:** 1801  
**Enrollment:** 30,721  
**Colors:** Garnet (PMS 202C) and Black  
**Nickname:** Gamecocks  
**Conference:** Southeastern  
**President:** Dr. Harris Pastides  
**Athletics Director:** Ray Tanner  
**Facility:** Colonial Life Arena (18,000)

### Coaching Staff

**Head Coach:** Dawn Staley  
**Alma Mater:** Virginia, 1992  
**Overall Record:** 249-139 (13th season)  
**School Record:** 77-59 (5th season)  
**Assoc. Head Coach (Alma Mater):**  
 Lisa Boyer (Ithaca, 1972)  
**Assistant Coaches (Alma Mater):**  
 Nikki McCray (Tennessee, 1995)  
 Darius Taylor (Michigan, 2000)

### Team Information

**2011-12 Record:** 25-10  
 Home: 12-3 Away: 9-5 Neutral: 4-2  
**SEC Record (Finish):** 10-6 (T-4th)  
 Home: 6-2 Away: 4-4  
**Letterwinners Returning/Lost:** 6/7  
**Starters Returning/Lost:** 1/4

### Program History

**First Year of Women's Basketball:** 1974-75  
**All-Time Record:** 657-488 (38 seasons)  
**All-Time SEC Record:** 91-192 (21 seasons)  
**NCAA Appearances (Last):** 9 (2012)  
**NCAA Tournament Record:** 10-9  
**WNIT Appearances (Last):** 4 (2011)  
**WNIT Record:** 3-4

### Media Relations

**Women's Basketball Contact:** Diana Koval  
**Office:** 803.777.7977  
**Cell:** 314.369.6050  
**Email:** dkoval@mailbox.sc.edu  
**Press Row Phone:** 803.777.6182  
**Athletics Department on the Web**  
**Website:** GamecocksOnline.com  
**Twitter:** @GamecocksOnline.com  
**Facebook:** Facebook.com/GamecocksOnline  
**YouTube:** YouTube.com/GamecocksOnline  
**Women's Basketball on Twitter**  
**Team:** @GamecockWBB  
**Head Coach:** @DawnStaley

## Current Gamecock Streaks

	Total	Home	Road	Neut.
Overall	L1	L1	W3	W3
SEC	W1	W1	L1	—
Non-Conference	L1	L1	W4	W3
Ranked Teams	L2	L3	W1	L2

## A South Carolina Win Would...

- Be head coach Dawn Staley's 250th career victory.
- Be the Gamecocks' 20th straight over South Carolina State.

## By the Numbers

- Rank of sophomore Aleighsa Welch in double-doubles in the SEC, a category in which she also ranks 17th in the nation
- South Carolina's ranking nationally in scoring defense and rebounding margin
- Teams in the SEC that average more fans per home game than the Gamecocks' 3,949
- Games this season in which the Gamecocks have out-rebounded their opponent by 20 or more – vs. Florida Gulf Coast (+26; Nov. 24), vs. Hampton (+25; Nov. 22), vs. Savannah State (+24; Nov. 15) and Elon (+20; Nov. 9)
- Double-digit rebound games this season by sophomore Aleighsa Welch, which is tied for the lead in the SEC
- Double-doubles recorded by the Gamecocks this season after last season's squad posted just two
- Steals needed by senior guard Ieasia Walker to reach 200 in her career and become just the 13th Gamecock to achieve the mark
- Points scored by South Carolina off 18 turnovers by #1/1 Stanford (Dec. 19)
- Deficit at halftime for the Gamecocks against Drexel before coming back to win in overtime, the largest deficit South Carolina has overcome since rallying from 18 points down with 8:15 to play in the first half against LSU on Jan. 6, 2011 and the largest second-half deficit overcome by the Gamecocks in the Dawn Staley era
- Points below its season average that the Gamecock defense held #1/1 Stanford (Dec. 19) in the four-point Cardinal victory
- Points of the Gamecocks' 49 against #1/1 Stanford (Dec. 19) scored by senior Ieasia Walker (15) and sophomore Aleighsa Welch (17)
- Career rebounds by senior forward Ashley Bruner, ranking her among just 26 Gamecocks to achieve the 500-rebound plateau

## The SC State Series

The Gamecocks and Lady Bulldogs have met 32 times prior to today's matchup. South Carolina has a 23-9 edge and has won the last 19 meetings, including the most recent – a 66-21 decision on Dec. 14, 2011 at Colonial Life Arena. In fact, the Gamecocks have a 17-2 record against the Lady Bulldogs in games played in Columbia.

## Scouting the Lady Bulldogs

South Carolina State brings an 8-2 record and a veteran squad to Columbia with four returning starters among the team's six returning letterwinners. The Lady Bulldogs are off to a hot start, already amassing more non-conference wins than last year, and are riding a four-game win streak into today's game. Their two losses came to teams the Gamecocks are familiar with – Georgia and Hampton, which South Carolina defeated earlier this season at the Paradise Jam.

Senior Tiara Knotts leads the offense with 15.2 points per game behind 39.1 percent 3-point shooting. Also a threat on the defensive end, the 5-foot-4 guard ranks among the nation's top 50 with 3.0 steals per game so far this season. Junior center Paris Alston comes off the bench, but joins Knotts in double-figure points with 10.0 per game. She is hitting 48.8 percent from the field and paves the way on the glass with 8.3 rebounds per outing.

Another defensive stalwart for the Lady Bulldogs is senior center Fannie Goodwin who is 34th in the

## 2012-13 Roster

No.	Name	Pos.	Ht	Yr.	Hometown/Last School
2	Ieasia Walker	G	5-8	Sr.	Amityville, N.Y./Copiague
5	Khadijah Sessions	G	5-8	Fr.	Myrtle Beach, S.C./Myrtle Beach
12	Wilka Montout	C	6-3	Jr.	French Guiana/NE Okla. A&M
15	Tiffany Davis	G	5-7	Fr.	Houston Texas/Westbury Christian
20	Sancheon White	G	5-10	Sr.	Hammond, Ind./Central Arizona
21	Ashley Bruner	F	6-0	Sr.	Norman, Okla./Norman
23	Tina Roy	G	5-11	So.	Kaplan, La./Kaplan
24	Aleighsa Welch	F	6-0	So.	Goose Creek, S.C./Goose Creek
25	Tiffany Mitchell	G	5-9	Fr.	Charlotte, N.C./Providence Day
31	Asia Dozier	G	5-10	Fr.	Columbia, S.C./Spring Valley
33	Elem Ibiam	C	6-3	So.	Fayetteville, Ga./Fayette County

**Head Coach:** Dawn Staley

**Associate Head Coach:** Lisa Boyer

**Assistant Coaches:** Nikki McCray, Darius Taylor



nation with 2.2 blocked shots per game. She also snags 6.5 rebounds per contest and scores 6.3 points per game. Senior Cabriel Duren sets the table for SC State, handing out 4.2 assists per game in addition to her scoring average of 7.3 points. The 5-foot-6 guard will challenge the steal-happy Gamecock guards as she turns the ball over just 2.4 times per game.

As a team, SC State scores 67.1 points per game on 40.7 percent shooting, including 33.6 percent from 3-point range. The Lady Bulldogs have been out-rebounded by 2.8 boards per game but have a +6.9 turnover margin, which ranks among the top 20 in the nation. Opponents have scored 53.5 points per game on 34.5 percent shooting, including just 29.8 percent from 3-point range.

SC State head coach Doug Robertson, Jr. is in his fifth season, leading the Lady Bulldogs to a 53-77 record, pushing his career mark to 106-109 in his eighth season.

## Gamecocks' Five-Second Count

With a complementary blend of youth and experience, South Carolina has opened the season 10-0 for the first time since the 1981-82 team also won its first 10 contests. The Gamecocks have shown they have diverse offensive options and are dominant on the glass this season while the defense has dropped off very little from last season's NCAA Tournament Sweet 16 effort. Three Gamecocks average double-figure points with two other netting six or more points per game. South Carolina ranks among the nation's best with a +13.9 rebounding margin and has three players ranked among the SEC's top 20 rebounders. Defensively, the Gamecocks have held eight of their 11 opponents this season under 50 points and limited five of the 11 to under 30 percent field goal shooting, including Hampton which hit just 19.3 percent (11-57) from the field for the second-lowest opponent field goal percentage of the Staley era.

## Read with the Gamecocks

The women's basketball team is celebrating the winners of the first segment of this season's Read with the Gamecocks program today. The statewide initiative aims to encourage reading and promote literacy among elementary students in kindergarten through fifth grade. In this segment, 34 schools around the state participated. The combined 2,321 students read a total of 754,450 pages over the 12-day segment.

South Carolina will recognize the winners of the next two segments during its game against Auburn on Feb. 3 and its contest with Florida on March 3. Overall winners for the three-segment total will also be honored on March 3. For more information on the program, please visit [www.GamecocksOnline.com/readingprogram](http://www.GamecocksOnline.com/readingprogram).

## Home Sweet Home

South Carolina is in its 11th season at Colonial Life Arena and enjoys a 110-56 (.663) record in that time. Overall, the Gamecocks are 354-153 all-time in home games. Since South Carolina first entered a conference in the 1983-84 season, the Gamecocks are 286-132 in non-conference home games.

Head coach Dawn Staley has amassed a 44-23 home record in her fifth season at the helm, including a 27-6 mark in non-conference action.



## Around the SEC

(Thru games of Dec. 17)

	SEC Games			Overall		
	W	L	Pct.	W	L	Pct.
Georgia	0	0	.000	12	0	1.00
Arkansas	0	0	.000	10	1	.909
South Carolina	0	0	.000	10	1	.909
Kentucky	0	0	.000	9	1	.900
Missouri	0	0	.000	10	2	.833
Auburn	0	0	.000	9	2	.800
Tennessee	0	0	.000	7	2	.778
Florida	0	0	.000	8	3	.727
Vanderbilt	0	0	.000	8	3	.727
LSU	0	0	.000	7	3	.700
Texas A&M	0	0	.000	7	3	.700
Alabama	0	0	.000	6	3	.667
Ole Miss	0	0	.000	6	3	.667
Mississippi St.	0	0	.000	5	5	.500

### Coming Up

#### December 21

Virginia at Alabama, 3 p.m.

McNeese State at LSU, 3 p.m.

#7/6 Kentucky at UCSB, 6 p.m.

C. Mich./St. Joe's at Florida, 7 p.m.

Ole Miss at Hofstra, 7 p.m.

Northwestern State at Arkansas, 8 p.m.

*Rankings are listed as AP/Coaches Poll  
All Times Eastern; TV Network in ()*

## Deciding in December

South Carolina has a 153-78 (.662) record all-time in the month of December, including a 21-8 (.724) record under fifth-year head coach Dawn Staley. In fact, December is the lone month during which Staley has had a winning record each of her first four seasons. The Gamecocks are 91-23 (.798) at home in the final month of the calendar year with a 51-18 (.739) mark at Colonial Life Arena. South Carolina is 33-30 in road games in December and 24-23 at neutral-site contests during the month.

## AP Top 25

(Week of Dec. 17)

1. Stanford	9-0
2. Connecticut	8-0
3. Baylor	8-1
4. Duke	8-0
5. Notre Dame	6-1
6. Georgia	11-0
7. Kentucky	8-1
8. California	7-1
9. Maryland	7-2
10. Tennessee	7-1
11. Penn State	9-2
12. UCLA	7-1
13. Purdue	10-1
14. Louisville	9-2
15. Oklahoma State	8-0
16. Dayton	10-0
17. North Carolina	10-1
18. Oklahoma	8-2
19. Kansas	9-1
20. Texas	6-2
<b>21. South Carolina</b>	<b>10-0</b>
22. Texas A&M	6-3
23. Florida State	8-1
24. West Virginia	7-2
25. Colorado	9-0

## USA Today Coaches Top 25

(Week of Dec. 17)

1. Stanford	9-0
2. Connecticut	8-0
3. Baylor	8-1
4. Duke	8-0
5. Notre Dame	6-1
6. Kentucky	8-1
7. Georgia	11-0
8. Maryland	7-2
9. California	7-1
10. Penn State	9-2
11. Tennessee	7-1
12. Purdue	10-1
13. Louisville	9-2
14. Oklahoma State	8-0
15. Dayton	10-0
16. UCLA	7-1
<b>17. South Carolina</b>	<b>10-0</b>
18. Oklahoma	8-2
19. Kansas	9-1
20. West Virginia	7-2
21. Nebraska	8-3
22. Texas A&M	6-3
23. Texas	6-2
24. Ohio State	7-3
25. North Carolina	10-1

## Reading the Rankings

South Carolina is ranked in both national polls for the second-straight week. The Gamecocks climbed to No. 21 in the Associated Press Poll this week after finally cracking into that ranking at No. 24 the week of Dec. 10. The USA Today Coaches' Poll has not been released yet this week, but the Gamecocks came in at No. 18 last week.

The Gamecocks were receiving votes in both polls right out of the gate, finally breaking into the coaches poll at No. 24 on Nov. 26 behind a 7-0 record. South Carolina moved up to No. 21 the following week before climbing to No. 18. The AP voters added the Gamecocks to their top 25 at No. 24 the week of Dec. 10 before lifting them to No. 21 this week. It is the program's highest ranking in the poll since finishing the 2002-03 season at No. 16.

## Rendering the RPI

With a 10-1 record, including five wins away from home, the Gamecocks are among the nation's top 20 in RPI (varies depending on the organization). In the SEC, only Tennessee and Georgia have higher RPIs than South Carolina.

The Gamecocks' strength of schedule ranks in the top 100 but will continue to build over the course of the season. The Gamecocks are slated to play five teams currently ranked in the top 25 as well as two others that are in the next five vote getters in the AP Poll. That stretch of games begins tonight against No. 1 Stanford and includes a road game at Georgia (6), home and road games against Kentucky (7), and home games against Tennessee (10) and Texas A&M (22). Arkansas and Vanderbilt are just outside the top 25, and South Carolina will take those teams on in road and home games, respectively.

## Miscellaneous Stats

Double-Doubles	2012-13	Career	Record
Aleighsa Welch	5	5	5-0
Ashley Bruner	1	6	3-3
Tiffany Mitchell	1	1	1-0
Ieasia Walker	0	1	1-0

30+ Points	2012-13	Career	Record
Ieasia Walker	0	1	1-0

20+ Points	2012-13	Career	Record
Ieasia Walker	0	4	2-2

10+ Points	2012-13	Career	Record
Aleighsa Welch	9	19	15-4
Ashley Bruner	6	26	20-6
Tiffany Mitchell	6	6	6-0
Ieasia Walker	5	48	29-19
Sancheon White	2	4	4-0
Wilka Montout	2	2	2-0
Asia Dozier	1	1	1-0
Tina Roy	0	5	4-1

10+ Rebounds	2012-13	Career	Record
Aleighsa Welch	5	6	5-1
Ashley Bruner	2	8	5-3
Tiffany Mitchell	2	2	2-0
Asia Dozier	1	1	1-0
Elem Ibiam	1	1	1-0
Sancheon White	0	1	0-1
Ieasia Walker	0	1	1-0

5+ Assists	2012-13	Career	Record
Ieasia Walker	2	15	12-3
Asia Dozier	1	1	1-0

5+ Steals	2012-13	Career	Record
Ieasia Walker	1	5	3-2
Tiffany Davis	1	1	1-0
Tiffany Mitchell	1	1	1-0

5+ Blocks	2012-13	Career	Record
Elem Ibiam	0	1	1-0

## Going Glass

Looking at South Carolina's roster of seven guards and four forwards/centers, the casual observer might think that rebounding would not be the

## Games Led Team In...

(Tied for team lead in each category included)

Scoring	2012-13	Career	Record
Ashley Bruner	5	11	9-2
Aleighsa Welch	4	8	5-3
Tiffany Mitchell	3	3	3-0
Ieasia Walker	1	21	11-10
Tina Roy	0	2	2-0

Rebounding	2012-13	Career	Record
Ashley Bruner	5	28	15-13
Aleighsa Welch	4	20	17-3
Tiffany Mitchell	3	3	3-0
Elem Ibiam	2	3	3-0
Ieasia Walker	1	9	6-3
Sancheon White	1	4	2-2

Assists	2012-13	Career	Record
Ieasia Walker	6	35	21-14
Ashley Bruner	3	7	5-2
Sancheon White	2	4	4-0
Tiffany Mitchell	2	2	2-0
Khadijah Sessions	1	1	1-0
Aleighsa Welch	1	1	1-0
Tina Roy	0	1	1-0

## Scoring Differentials

Largest lead in a win .....by 36 (71-35), 2nd-7:30 vs. Savannah State, 11/15/12

Largest deficit overcome to win .....by 14 (36-22), 1st-0:00 vs. Drexel, 11/28/12

Largest lead given up in a loss .....by 2 (44-42), 2nd-2:33 vs. Stanford, 12/19/12

Largest deficit in a loss .....

## Team Specialty Stats

South Carolina/Opponent

	Pts. in Paint	Pts. Off TOs	2nd Chance Pts	Fast Break Pts
11/9 Elon	52/18	34/11	22/5	24/8
11/12 at LA Tech	38/30	16/4	22/4	2/2
11/15 Sav. St.	40/20	15/12	19/8	6/4
11/18 Clemson	38/14	15/14	13/11	8/5
11/22 vs. HU	20/12	16/14	15/4	8/6
11/23 vs. FGCU	38/18	23/12	13/4	20/2
11/24 vs. DPU	40/22	6/11	10/8	14/7
11/28 Drexel	26/18	15/6	14/7	12/0
12/2 at SHU	30/22	20/10	13/2	6/10
12/9 Furman	42/12	31/6	17/9	20/7
12/19 Stanford	20/24	11/4	4/9	6/2
12/21 SC State				
12/29 WCU				
1/3 Tenn.				
1/6 at Miss. St.				
1/10 Vandy				
1/13 at Georgia				
1/17 LSU				
1/20 at Fla.				
1/24 Kentucky				
1/27 at Ark.				
2/3 Auburn				
2/7 at Ala.				
2/10 TX A&M				
2/14 at Ky.				
2/17 at Ole Miss				
2/24 Miss. St.				
2/28 at Missouri				
3/3 Florida				

## Starters vs. Bench Points

	SC Starters	Opp. Starters	SC Bench	Opp. Bench
11/9 Elon	54	29	23	15
11/12 at LA Tech	58	33	24	25
11/15 Sav. St.	50	42	28	5
11/18 Clemson	51	27	13	16
11/22 vs. HU	34	27	11	7
11/23 vs. FGCU	54	30	11	16
11/24 vs. DPU	47	40	8	6
11/28 Drexel	49	43	9	12
12/2 at SHU	50	38	5	4
12/9 Furman	40	27	29	8
12/19 Stanford	44	51	5	2
12/21 SC State				
12/29 WCU				
1/3 Tenn.				
1/6 at Miss. St.				
1/10 Vandy				
1/13 at Georgia				
1/17 LSU				
1/20 at Fla.				
1/24 Kentucky				
1/27 at Ark.				
2/3 Auburn				
2/7 at Ala.				
2/10 TX A&M				
2/14 at Ky.				
2/17 at Ole Miss				
2/24 Miss. St.				
2/28 at Missouri				
3/3 Florida				

Gamecocks' bailiwick, but South Carolina has out-rebounded all but one of its 11 opponents this season (Stanford), including four by more 20 or more. The team effort has the Gamecocks ranked second in the nation in rebound margin at +16.4. In comparison, last season's squad out-rebounded its 13 non-conference opponents by just 7.2 boards per game.

While rebounding is a team focus, this season has seen a surge in individual performances. In 2011-12, a Gamecock posted double-figure rebounds just seven times over 35 games. Through just 11 games this season, South Carolina has amassed 12 double-digit rebound efforts, including six from sophomore forward Aleighsa Welch, who is tied for the SEC led in the category.

## Twice as Nice

South Carolina forward Aleighsa Welch earned a spot on the 2012 SEC All-Freshman Team despite lacking a key resume bullet for forwards – a double-double. The sophomore has made up for last season's missing ingredient by amassing five through the team's first 11 games this season. She leads the SEC in the category and is 17th nationally. After narrowly missing the mark in the season opener, Welch picked up her first career double-double two games later with a 13-point, 12-rebound effort against Savannah State (Nov. 15). She added two more at the Paradise Jam against Hampton (Nov. 22) and Florida Gulf Coast (Nov. 24) and tacked on her fourth against Drexel (Nov. 28). She made it four in five games with a 14-point/10-rebound effort at Seton Hall (Dec. 2).

Welch leads the team and the SEC with six double-digit rebound games this season and also paces the Gamecocks in double-figure scoring outings with nine.

## Posts Up – Spurs Up

For the first time in the Dawn Staley era, neither of the team's top two scorers is a guard. Forwards Aleighsa Welch and Ashley Bruner have been an integral part in the team's 10-1 start this season, averaging 12.4 and 10.4 points, respectively. Welch is shooting a team-best 66.7 percent from the field, although she is five field goals shy of the minimum required to be ranked in the SEC.

The duo are among the league's top 10 rebounders with Welch ranking second at 9.1 per game and Bruner coming in at 7.4. Both are especially proficient on the offensive glass, ranking first and eighth, respectively, in the league. More than half of Welch's 100 total rebounds have come on the offensive end (51), while 46.9 percent of Bruner's have come on a Gamecock miss. Welch has the second-highest single-game rebound total in the SEC this season with her career-high 15 against Drexel.

## Working Overtime

After Wednesday's 58-55 win over Drexel, South Carolina is 16-14 all-time in overtime games, including a 1-3 mark in double-overtime contests. Since taking the reins for the 2008-09 season, Gamecock head coach Dawn Staley has amassed a 5-3 record in extended games. South Carolina played a school-record four overtime games in 2010-11, going 2-2, and in 1995-96, going 1-3.

## Preseason Predictions

South Carolina was picked by both the media and league's coaches to finish in the middle of the 14-team pack in the Southeastern Conference. The media predicted the Gamecocks would take seventh place, while the coaches slotted South Carolina into sixth.

Senior guard Ieasia Walker drew preseason second-team all-conference honors from both groups. She is the team's lone returning starter and the highest returning scorer from last year's squad. Her 7.9 points per game came with 3.2 assists per outing, which combined to earn her Second-Team All-SEC honors for the second-straight year.

## Quick Re-Take

South Carolina put together its best season in a decade last season, reaching the NCAA Tournament Sweet 16 for the first time since 2001-02 and making the program's first ever appearance in the SEC Tournament semifinals. The team's 25 victories tied for the most during the program's time in the SEC, matching that of the 2001-02 team, which advanced to the NCAA Elite Eight.

## 2012-13 Double-Doubles

### Aleighsa Welch (5)

11/15	Savannah State	13 pts/12 rebs
11/22	vs. Hampton	16 pts/11 rebs
11/23	vs. Florida Gulf Coast	14 pts/11 rebs
11/28	Drexel	12 pts/15 rebs
12/2	at Seton Hall	14 pts/10 rebs

### Ashley Bruner (1)

11/24	vs. DePaul	11 pts/12 rebs
-------	------------	----------------

### Tiffany Mitchell (1)

12/2	at Seton Hall	13 pts/11 rebs
------	---------------	----------------

## 2012-13 Starting Lineups

Lineup		Record	Player		Record		
Bruner, Welch, Walker, White, Mitchell		10-1 (.909)	Ashley Bruner		10-1 (.909)		
			Tiffany Mitchell		10-1 (.909)		
			Ieasia Walker		10-1 (.909)		
			Aleighsa Welch		10-1 (.909)		
			Sancheon White		10-1 (.909)		
Date	Opponent	Result	Forward	Forward	Guard	Guard	Guard
11/9	Elon	W, 77-44	Bruner	Welch	Walker	White	Mitchell
11/12	at Louisiana Tech	W, 82-58	Bruner	Welch	Walker	White	Mitchell
11/15	Savannah State	W, 78-47	Bruner	Welch	Walker	White	Mitchell
11/18	Clemson	W, 64-43	Bruner	Welch	Walker	White	Mitchell
11/22	vs. Hampton	W, 45-34	Bruner	Welch	Walker	White	Mitchell
11/23	vs. Fla. Gulf Coast	W, 65-46	Bruner	Welch	Walker	White	Mitchell
11/24	vs. DePaul	W, 55-46	Bruner	Welch	Walker	White	Mitchell
11/28	Drexel	W, 58-55 (ot)	Bruner	Welch	Walker	White	Mitchell
12/2	at Seton Hall	W, 55-42	Bruner	Welch	Walker	White	Mitchell
12/9	Furman	W, 69-35	Bruner	Welch	Walker	White	Mitchell
12/19	#1/1 Stanford	L, 49-53	Bruner	Welch	Walker	White	Mitchell

The Gamecocks found success behind a steady dose of stifling defense, ranked fourth in the nation, and a diversified offense. South Carolina allowed more than 55 points just 12 times in 25 games and held five nationally ranked opponents to that mark or lower. Seven different Gamecocks led the team in scoring, and eight scored in double figures at least once. South Carolina's 14-2 start earned the program's first national ranking since the end of the 2002-03 season, and the Gamecocks finished the season ranked No. 25 by the Associated Press. The team posted the most SEC wins since the 2001-02 squad also had 10. Signature league wins included the program's first sweeps of Vanderbilt and Florida and its first win over Tennessee in Knoxville.

## South Carolina's Record When...

	SEC Only	All Games
Record.....	0-0.....	10-1
Playing a ranked opponent.....	0-0.....	0-1
Playing at home .....	0-0.....	5-1
Playing on the road .....	0-0.....	2-0
Playing at neutral site .....	0-0.....	3-0
Leading at half .....	0-0.....	9-0
Trailing at half .....	0-0.....	1-1
Tied at half .....	0-0.....	0-0
Playing an overtime game .....	0-0.....	1-0
0 players score in double-figures .....	0-0.....	0-0
1 player scores in double-figures .....	0-0.....	1-0
2 players score in double-figures .....	0-0.....	3-1
3 players score in double-figures .....	0-0.....	4-0
4 players score in double-figures .....	0-0.....	1-0
5 players score in double-figures .....	0-0.....	1-0
Starters outscore opponent's starters .....	0-0.....	10-0
Opponent's starters score equal/more .....	0-0.....	0-1
Bench outscores opponent's bench .....	0-0.....	6-1
Opponent's bench scores equal/more.....	0-0.....	4-0
Shooting 50% or better .....	0-0.....	0-0
Shooting between 40-49% .....	0-0.....	6-0
Shooting between 30-39% .....	0-0.....	4-0
Shooting less than 30% .....	0-0.....	0-1
Opponent shoots 50% or better.....	0-0.....	0-0
Opponent shoots between 40-49% .....	0-0.....	2-1
Opponent shoots between 30-39% .....	0-0.....	4-0
Opponent shoots less than 30% .....	0-0.....	4-0
Shooting better than opponent.....	0-0.....	8-0
Shooting worse than/equal to opponent .....	0-0.....	2-1
Having more FTs made than opponent .....	0-0.....	7-0
Having equal/less FTs made than opponent .....	0-0.....	3-1
Outrebounding opponent .....	0-0.....	10-0
Having equal/less rebounds than opponent .....	0-0.....	0-1
Having more TOs than opponent .....	0-0.....	3-0
Having equal or less TOs than opponent.....	0-0.....	7-1
Attempting more FT than 3FG.....	0-0.....	8-0
Attempting equal/less FT than 3FG .....	0-0.....	2-1
Making 5 or more 3FGs.....	0-0.....	4-0
Making less than 5 3FGs.....	0-0.....	6-1
Making no 3 FGs.....	0-0.....	3-0
Attempting 15 or more 3FGs.....	0-0.....	5-1
Attempting less than 15 3FGs.....	0-0.....	5-0

	SEC Only	All Games
No South Carolina players foul out .....	0-0.....	10-1
One or more South Carolina players foul out.....	0-0.....	0-0
Having 10 or more assists.....	0-0.....	4-0
Having less than 10 assists.....	0-0.....	6-1
Scoring more pts. in paint than opponent .....	0-0.....	10-0
Scoring equal/less pts. in paint than opponent .....	0-0.....	0-1
Scoring more pts. off TOs than opponent .....	0-0.....	9-1
Scoring equal/less pts. off TOs than opponent.....	0-0.....	1-0
Scoring more 2nd-chance pts. ....	0-0.....	10-0
Scoring equal/less 2nd-chance pts.....	0-0.....	0-1
Scoring more fast break pts.....	0-0.....	8-0
Scoring equal/less fast break pts.....	0-0.....	2-1
Wearing white uniforms.....	0-0.....	7-1
Wearing black uniforms .....	0-0.....	3-0
Wearing garnet uniforms.....	0-0.....	0-0
Playing in tournaments/classics .....	0-0.....	3-0
Playing on live television .....	0-0.....	3-1
Playing in November.....	0-0.....	8-0
Playing in December .....	0-0.....	2-1
Playing in January .....	0-0.....	0-0
Playing in February .....	0-0.....	0-0
Playing in March.....	0-0.....	0-0
Playing during the day.....	0-0.....	6-0
Playing at night.....	0-0.....	4-1
Playing on Sunday.....	0-0.....	3-0
Playing on Monday.....	0-0.....	1-0
Playing on Tuesday.....	0-0.....	0-0
Playing on Wednesday.....	0-0.....	2-1
Playing on Thursday.....	0-0.....	2-0
Playing on Friday .....	0-0.....	2-0
Playing on Saturday.....	0-0.....	1-0
Margin is 5 pts. or less.....	0-0.....	1-1
Margin is between 6-10.....	0-0.....	1-0
Margin is between 11-20.....	0-0.....	3-0
Margin is more than 20.....	0-0.....	5-0
Having a 20-pt. scorer .....	0-0.....	0-0
Having a 30-pt. scorer .....	0-0.....	0-0
Scoring 49 points or less.....	0-0.....	1-1
Scoring 50-59 points.....	0-0.....	3-0
Scoring 60-69 points.....	0-0.....	3-0
Scoring 70-79 points.....	0-0.....	2-0
Scoring 80-89 points.....	0-0.....	1-0
Scoring 90-99 points.....	0-0.....	0-0

## 2012-13 Team High / Low

<b>South Carolina</b>	<b>Game Highs</b>		<b>Game Lows</b>	
POINTS	82	at Louisiana Tech 11/12/12	45	vs. Hampton, 11/22/12
FIELD GOALS MADE	31	Savannah State, 11/15/12 Elon 11/9/12	15	vs. Hampton, 11/22/12
FIELD GOAL ATTEMPTS	70	Elon 11/9/12	46	vs. Hampton, 11/22/12
FIELD GOAL PERCENTAGE	.492 (30-61)	at Louisiana Tech 11/12/12	.286 (18-63)	Stanford, 12/19/12
3 PT FIELD GOALS MADE	9	Savannah State, 11/15/12	0	vs. DePaul, 11/24/12 Clemson, 11/18/12 Elon 11/9/12
3 PT FG ATTEMPTS	25	Savannah State, 11/15/12	6	vs. DePaul, 11/24/12
3 PT FG PERCENTAGE	.412 (7-17)	Drexel, 11/28/12	.000 (0-14)	Clemson, 11/18/12 Elon 11/9/12
FREE THROWS MADE	22	Clemson, 11/18/12	7	vs. Florida Gulf Coast, 11/23/12 Savannah State, 11/15/12
FREE THROW ATTEMPTS	35	Clemson, 11/18/12	13	vs. Florida Gulf Coast, 11/23/12 Savannah State, 11/15/12
FREE THROW PERCENTAGE	.643 (9-14)	Stanford, 12/19/12	.370 (10-27)	vs. Hampton, 11/22/12
REBOUNDS	57	vs. Hampton, 11/22/12	31	Stanford, 12/19/12
ASSISTS	20	at Louisiana Tech 11/12/12	1	vs. DePaul, 11/24/12
STEALS	15	Furman, 12/9/12	4	Savannah State, 11/15/12
BLOCKED SHOTS	9	Furman, 12/9/12	0	vs. Florida Gulf Coast, 11/23/12
TURNOVERS	29	vs. Hampton, 11/22/12	7	Stanford, 12/19/12 at Louisiana Tech 11/12/12
FOULS	19	Stanford, 12/19/12 Clemson, 11/18/12	8	at Seton Hall, 12/2/12
<b>Opponent</b>	<b>Game Highs</b>		<b>Game Lows</b>	
POINTS	58	at Louisiana Tech 11/12/12	34	vs. Hampton, 11/22/12
FIELD GOALS MADE	22	Drexel, 11/28/12	11	Furman, 12/9/12 vs. Hampton, 11/22/12 Clemson, 11/18/12
FIELD GOAL ATTEMPTS	64	vs. DePaul, 11/24/12	44	vs. Florida Gulf Coast, 11/23/12
FIELD GOAL PERCENTAGE	.423 (22-52)	Drexel, 11/28/12	.193 (11-57)	vs. Hampton, 11/22/12
3 PT FIELD GOALS MADE	7	Drexel, 11/28/12 vs. Florida Gulf Coast, 11/23/12	0	Stanford, 12/19/12
3 PT FG ATTEMPTS	29	vs. Florida Gulf Coast, 11/23/12	4	Stanford, 12/19/12
3 PT FG PERCENTAGE	.583 (7-12)	Drexel, 11/28/12	.000 (0-4)	Stanford, 12/19/12
FREE THROWS MADE	20	Clemson, 11/18/12	2	at Seton Hall, 12/2/12
FREE THROW ATTEMPTS	24	Clemson, 11/18/12 at Louisiana Tech 11/12/12	4	at Seton Hall, 12/2/12
FREE THROW PERCENTAGE	1.000 (10-10)	Furman, 12/9/12	.500 (2-4)	at Seton Hall, 12/2/12
REBOUNDS	42	Stanford, 12/19/12	20	vs. Florida Gulf Coast, 11/23/12
ASSISTS	12	Drexel, 11/28/12 at Louisiana Tech 11/12/12	2	Furman, 12/9/12
STEALS	13	vs. Hampton, 11/22/12	0	Furman, 12/9/12
BLOCKED SHOTS	11	Stanford, 12/19/12	0	vs. DePaul, 11/24/12 at Louisiana Tech 11/12/12
TURNOVERS	24	Furman, 12/9/12	11	vs. DePaul, 11/24/12
FOULS	30	Clemson, 11/18/12	13	Savannah State, 11/15/12



# Staley Era Team Records

## Scoring

Most	Points
1. at Clemson, 11/19/09	92
2. vs. North Carolina, 12/20/09	85
3. at Louisiana Tech, 11/12/12	82
4. at Alabama, 1/10/10	80
vs. Eastern Michigan, 3/17/12	80

Fewest	Points
1. at Stanford, 11/26/10	32
2. vs. Georgia, 3/4/11	34
3. vs. Mississippi State, 3/5/09	39
4. at Mississippi State, 2/26/09	41
5. at Penn State, 11/16/08	42

Fewest Allowed	Points
1. vs. South Carolina State, 12/14/11	21
2. vs. Presbyterian, 11/27/11	24
3. vs. Furman, 12/11/11	33
vs. Savannah State, 12/5/10	33
5. vs. Hampton, 11/22/12	34
vs. Ohio University, 11/28/08	34

Most Allowed	Points
1. at Clemson, 11/19/09	94
2. vs. North Carolina, 12/20/09	93
3. vs. Xavier, 11/12/10	84
4. at Tennessee, 2/17/11	82
at Florida, 2/22/09	82

## Margin of Outcome

Victory	Score	Margin
1. vs. South Carolina State, 12/14/11	66-21	+45
2. vs. Furman, 12/11/11	72-33	+39
3. vs. Furman, 12/9/12	69-35	+34
4. vs. Elon, 11/9/12	77-44	+33
5. vs. Eastern Michigan, 3/17/12	80-48	+32

Defeat	Score	Margin
1. at Stanford, 11/26/10	32-70	-38
2. vs. Georgia, 3/4/11	34-66	-32
3. vs. Stanford, 12/19/08	47-78	-31
4. at Penn State, 11/21/10	48-78	-30
5. vs. Connecticut, 12/28/08	48-77	-29

## Field Goals

Made	FGM
1. vs. North Carolina, 12/20/09	34
at Clemson, 11/19/09	34
3. vs. North Carolina, 12/18/11	33
4. vs. Eastern Michigan, 3/17/12	32
5. 6 Times, Last vs. Savannah State, 11/15/12	31
vs. Elon, 11/9/12	31

Attempts	FGA
1. vs. Penn State, 11/20/11	76
2. at Clemson, 11/19/09	74
3. vs. Tennessee, 1/20/11	73
4. vs. NC State, 12/13/09	71
5. vs. Elon, 11/9/12	70
vs. North Carolina, 12/18/11	70
at Florida, 2/22/09	70

Highest Percentage (Min. 40 FGA)	FGM-A	Pct
1. at Alabama, 1/10/10	31-52	.596
2. at Alabama, 2/19/12	25-45	.556
3. vs. Kentucky, 1/14/10	31-56	.554
4. vs. Eastern Michigan, 3/17/12	32-60	.533
5. vs. Presbyterian, 12/28/10	25-48	.521

Lowest Percentage (Min. 40 FGA)	FGM-A	Pct
1. at Stanford, 11/26/10	12-55	.218
2. vs. Georgia, 3/4/11	12-52	.231
3. at Kentucky, 2/5/09	13-55	.236
4. at Georgia, 1/2/11	13-54	.241
5. at Penn State, 11/21/10	17-70	.243

Lowest Allowed	FGM-A	Pct
1. vs. South Carolina State, 12/14/11	6-48	.125
2. vs. Hampton, 11/22/12	11-57	.193
3. vs. Furman, 12/9/12	11-46	.239
vs. Clemson, 11/18/12	11-46	.239
5. vs. Presbyterian, 11/27/11	10-40	.250
vs. Furman, 12/11/11	11-44	.250

Highest Allowed	FGM-A	Pct
1. vs. Connecticut, 12/28/08	35-62	.565
vs. Florida, 1/9/11	26-46	.565
3. vs. Xavier, 11/12/10	34-61	.557
4. at Kentucky, 1/13/11	30-55	.545
5. vs. Vanderbilt, 2/27/11	27-50	.540

## 3-Point Field Goals

Made	3FGM
1. vs. Savannah State, 11/15/12	9
at Arkansas, 2/6/11	9
at Ole Miss, 1/16/11	9
vs. North Carolina, 12/18/11	9
vs. Ole Miss, 1/26/12	9

Attempts	3FGA
1. vs. Penn State, 11/20/11	29
2. vs. North Carolina, 12/19/10	28
3. vs. Savannah State, 11/15/12	25
at Ole Miss, 1/16/11	25
5. vs. Georgia, 2/16/12	23
vs. Boston University, 12/28/09	23
at Florida, 2/22/09	23

Percentage (Min. 5 3FGA)	3FGM-A	Pct
1. at Alabama, 1/10/10	8-12	.667
vs. Charlotte, 12/21/08	8-12	.667
3. vs. Florida, 2/12/12	8-13	.615
4. at Alabama, 2/19/12	5-9	.556
5. vs. Auburn, 1/17/10	8-15	.533

## Free Throws

Made	FTM
1. at Ole Miss, 1/22/09	26
2. vs. Charlotte, 12/21/08	24
3. at Georgia, 1/2/11	23
vs. Auburn, 1/8/09	23
5. vs. Clemson, 11/18/12	22
vs. Savannah State, 12/21/11	22

Attempts	FTM
1. at Xavier, 11/30/11	38
2. vs. Clemson, 11/18/12	35
3. at Georgia, 1/2/11	34
vs. Penn State, 11/22/09	34
at Clemson, 11/19/09	34

Percentage (Min. 10 FTA)	FTM-A	Pct
1. vs. Auburn, 1/2/09	23-26	.885
2. vs. San Diego State, 11/28/09	14-16	.875
3. at Tennessee, 1/7/10	10-12	.833
4. at Auburn, 2/4/10	9-11	.818
5. vs. Davidson, 11/24/08	13-16	.813

## Rebounding

Total	Rebs
1. vs. Hampton, 11/22/12	57
2. vs. Elon, 11/9/12	53
vs. Brown, 12/29/09	53
4. vs. High Point, 12/5/08	52
5. vs. Savannah State, 11/15/12	50

Offensive	ORebs
1. vs. Elon, 11/9/12	29
2. vs. College of Charleston, 11/23/11	27
3. vs. Savannah State, 11/15/12	25
vs. Penn State, 11/20/11	25
at Penn State, 11/21/10	25

Defensive	DRebs
1. vs. Hampton, 11/22/12	39
2. vs. Charlotte, 11/16/09	35
3. at Ole Miss, 1/22/09	33
4. vs. DePaul, 11/24/12	32
vs. Jacksonville, 12/30/08	32

Margin	Rebs	Margin
1. vs. Florida Gulf Coast, 11/23/12	46-20	+26
2. vs. Hampton, 11/22/12	57-32	+25
3. vs. Savannah State, 11/15/12	50-26	+24
4. vs. Alabama, 1/23/11	49-27	+22
5. vs. Jacksonville, 12/30/08	45-24	+21

## Assists

Game	Assists
1. at Louisiana Tech, 11/12/12	22
vs. Eastern Michigan, 3/17/12	22
3. vs. Alabama, 2/15/09	20
4. vs. North Carolina, 12/18/11	19
at Alabama, 1/10/10	19
vs. North Carolina, 12/20/09	19
vs. High Point, 12/5/08	19

## Steals

Game	Steals
1. vs. Furman, 12/11/11	21
2. vs. NC State, 12/12/10	16
vs. USC Upstate, 12/16/08	16
4. vs. Furman, 12/9/12	15
vs. High Point, 12/2/09	15
vs. Davidson, 11/24/08	15

## Blocked Shots

Game	Blocks
1. vs. Eastern Michigan, 3/17/12	11
vs. Furman, 12/11/11	11
3. vs. Furman, 12/9/12	9
at NC State, 12/4/11	9
vs. Alabama A&M, 11/14/11	9

## Turnovers

Fewest	TOs
1. at Tennessee, 2/2/12	4
2. vs. Georgia, 3/2/12	5
vs. Ole Miss, 3/3/11	5
4. vs. Stanford, 12/19/12	7
at Louisiana Tech, 11/12/12	7
vs. Tennessee, 3/3/12	7

Most	TOs
1. at Wake Forest, 12/3/08	32
2. vs. Hampton, 11/22/12	29
vs. Kentucky, 1/15/12	29
4. at Kentucky, 1/13/11	28
5. vs. Jacksonville, 12/30/08	26

## The Last Time ...

### Individual

#### Scored 50 Points

**South Carolina** 51, Jocelyn Penn vs. Stetson, 1/4/03  
**Opponent** Never

#### Scored 40 Points

**South Carolina** 51, Jocelyn Penn vs. Stetson, 1/4/03  
**Opponent** 46, Cornelia Gayden, LSU, 1/14/95

#### Scored 30 Points

**South Carolina** 30, Ieasia Walker vs. Clemson, 11/18/10  
**Opponent** 32, LaQueta Ferguson, Florida International, 11/25/07

#### Grabbed 20 Rebounds

**South Carolina** 25, Kelsey Bone vs. Boston University, 12/28/09  
**Opponent** 24, Courtney Paris, Oklahoma, 12/30/07

#### Grabbed 15 Rebounds

**South Carolina** 15, Aleighsa Welch vs. Drexel, 11/28/12  
**Opponent** 15, Chiney Ogumike, Stanford, 12/19/12

#### Two Players with 20 or More Points

**South Carolina** La'Keisha Sutton 21/Markeshia Grant 20 vs. North Carolina, 12/18/11  
**Opponent** Angie Bjorklund 23/Shekinna Stricklen 21, Tennessee, 1/17/10

#### Two Players with 10 or More Rebounds

**South Carolina** Tiffany Mitchell 11/Aleighsa Welch 10 at Seton Hall, 12/2/12  
**Opponent** Chiney Ogumike 10/Nnemkadi Ogumike 10, Stanford, 3/24/12

#### Had 10 Assists

**South Carolina** 10, Samone Kennedy at Florida, 2/24/08  
**Opponent** 11, Marneshia Richard, Mississippi State, 1/21/07

#### Had Five Steals

**South Carolina** 5, Tiffany Mitchell and Ieasia Walker vs. Furman, 12/9/12  
**Opponent** 5, Sam Ramirez, Appalachian State, 3/16/11

#### Had Five Blocked Shots

**South Carolina** 5, Elem Ibiam vs. Eastern Michigan, 3/17/12  
**Opponent** 7, Joslyn Tinkle, Stanford, 12/19/12

#### Had a Double-Double

**South Carolina** Aleighsa Welch (14 pts/10 rebs) and Tiffany Mitchell (13 pts/11 rebs) at Seton Hall, 12/2/12  
**Opponent** Chiney Ogumike (21 pts/15 rebs), Stanford, 12/19/12

#### Two Players had a Double-Double

**South Carolina** Aleighsa Welch (14 pts/10 rebs) / Tiffany Mitchell (13 pts/11 rebs) at Seton Hall, 12/2/12  
**Opponent** Chiney Ogumike (11 pts/10 rebs)/Nnemkadi Ogumike (39 pts/10 rebs), Stanford, 3/24/12

#### Had a Triple-Double

**South Carolina** Iva Sliskovic (18 pts, 15 rebs, 10 assts) vs. High Point, 12/20/06  
**Opponent** Never

### Team

#### Scored 100 Points

**South Carolina** 102 vs. North Carolina A&T, 3/21/08  
**Opponent** 103, Clemson, 11/21/03

#### Won by 30 or More Points

**South Carolina** 69-35 (34) vs. Furman, 12/9/12  
**Opponent** 66-34 (32), Georgia, 3/4/11

#### Shot 65% or Better from the Field

**South Carolina** .652 (45-69) vs. East Tennessee State, 12/19/00  
**Opponent** Never

#### Shot 60% or Better from the Field

**South Carolina** .608 (31-51) vs. Jackson State, 12/7/07  
**Opponent** .604 (29-48), Vanderbilt, 1/18/01

#### Shot 50% or Better from the Field

**South Carolina** .533 (32-60) vs. Eastern Michigan, 3/17/12  
**Opponent** .528 (28-53), Stanford, 3/24/12

#### No Players in Double-Figure Points

**South Carolina** at Auburn, 1/19/12  
**Opponent** SC State, 12/14/11

#### Five Players in Double-Figure Points

**South Carolina** at Louisiana Tech, 11/12/12  
**Opponent** Arkansas, 2/14/10

#### Faced AP Top-25 Opponent

**Win** 72-61 at No. 13 Purdue, 3/19/12  
**Loss** 49-53 vs. No. 1 Stanford, 12/19/12

#### Faced AP Top-10 Opponent

**Win** 64-60 at No. 8 Tennessee, 2/2/12  
**Loss** 49-53 vs. No. 1 Stanford, 12/19/12

#### Faced AP Top-5 Opponent

**Win** 70-66 vs. No. 5 Vanderbilt, 1/28/98  
**Loss** 49-53 vs. No. 1 Stanford, 12/19/12

#### Faced AP No. 1 Team

**Win** Never  
**Loss** 49-53 vs. No. 1 Stanford, 12/19/12

#### Overtime Game

**Win** 64-62 at Arkansas, 2/6/11  
**Loss** 60-74 vs. Vanderbilt, 2/27/11

#### Double-Overtime Game

**Win** 92-91 at Florida State, 2/4/91  
**Loss** 92-94 at Clemson, 11/19/09

#### South Carolina Was Ranked (AP Poll)

**AP No. 1** Never  
**AP Top 10** No. 10, 2/18/02  
**AP Top 25** No. 21, 12/17/12



# Ashley Bruner

- Has started every game this season
- Ranks 10th in SEC in rebounds per game and eighth in offensive rebounds per game (3.5)
- Is thriving in team's inside-first offensive mentality, averaging 9.7 field goal attempts per game this season, compared to 6.4 last season
- Has led the team in points, rebounds or both in seven games this season
- Has one double-double this season (vs. DePaul)
- Led team in scoring five times (Elon, at LA Tech, Clemson, vs. FGCU, vs. DePaul)
- Led team in rebounding five times (Savannah State, Clemson, vs. Hampton, vs. DePaul, Stanford)
- Pulled down her 500th career rebound at Seton Hall (Dec. 2), making her the 26th Gamecock to reach the plateau while ranking fourth among active SEC players in career rebounds
- Battled Stanford's frontcourt for a team-high eight rebounds in near miss against nation's top team
- Posted all of her 12 points and eight rebounds vs. Drexel (Nov. 28) after halftime, including the game-winning basket and final defensive rebound in overtime
- All-Tournament selection at the Paradise Jam after averaging 10.3 points and 9.3 rebounds over the three games at the event
- Posted her first double-double of the season against DePaul (Nov. 24) with 11 points and 12 rebounds
- Shot season-high 80.0 percent from the field at Louisiana Tech (Nov. 12)

#21

**6-0 • Senior**  
**Forward**  
**Norman, Okla.**  
**Norman**

## Miscellaneous Stats

	2012-13	Career	Career
	Games	Games	Record
Double-Double	1	6	3-3
10+ Points	6	26	20-6
10+ Rebounds	2	8	5-3
Tm-High Points	5	11	9-2
Tm-High Rebs.	4	27	15-12
Tm-High Assts.	3	7	5-2

## Career Highs – All Games

**Pts** ..... 18 vs. Savannah State, 12/5/10  
**FG** .... 8, 2x, last, at LA Tech, 11/12/12  
**FGA**... 16 vs. Alabama A&M, 11/14/11  
**FG %** .... 1.00 (8-8) vs. Florida, 1/9/11  
**FT** ..... 6 vs. Charlotte, 3/20/11  
**FTA** ..... 11 vs. Xavier, 11/30/11  
**FT %** ..... 1.00 (4-4), 2x, last, vs. Auburn, 1/19/12  
**Rebs** ..... 18 vs. Penn State, 11/20/11  
**Off Rebs** ..... 9 vs. Penn State, 11/20/11  
**Def Rebs** ..... 9 vs. Penn State, 11/20/11  
**Blks** ..... 4, 2x, last, vs. Savannah St., 12/5/10  
**Stls** ..... 5 at Seton Hall, 12/2/12  
**Assts** ..... 4 vs. Savannah State, 12/21/11  
**Min** ..... 37 vs. DePaul, 11/24/12

## Career – SEC Games

**Pts** ..... 16, 2x, last vs. Florida, 1/9/11  
**FG** ..... 8 vs. Florida, 1/9/11  
**FGA**... 11, 2x, last vs. Arkansas, 2/26/12  
**FG %** ... 1.000 (8-8) vs. Florida, 1/9/11  
**FT** ..... 4 vs. Auburn, 1/19/12  
**FTA**... 7, 2x, last vs. Kentucky, 1/15/12  
**FT %** ... 1.000 (4-4) vs. Auburn, 1/19/12  
**Rebs** ... 11, 2x, last vs. Kentucky, 2/23/12  
**Off Rebs** ... 6, 3x, last vs. Ark., 2/26/12  
**Def Rebs** ... 5, 3x, last vs. Ky., 2/23/12  
**Blks** ... 2, 6x, last vs. Arkansas, 2/26/12  
**Stls** ..... 3 at Alabama, 2/19/12  
**Assts** ... 2, 2x, last at Tennessee, 2/2/12  
**Min** ..... 34, 2x, last at LSU, 2/24/11

## Season Highs – All Games

**Pts** ..... 17 at LA Tech, 11/12  
**FG** ..... 8 at LA Tech, 11/12  
**FGA** ..... 14 vs. Drexel, 11/28  
**FG %** ... .800 (8-10) at LA Tech, 11/12  
**FT** ..... 4 vs. Clemson, 11/18  
**FTA** ..... 9 vs. Hampton, 11/22  
**FT %** ... .750 (3-4) vs. Stanford, 12/19  
**Rebs** ..... 12, 3x, last, vs. DePaul, 11/24  
**Off Rebs** ... 5, 3x, last vs. Drexel, 11/28  
**Def Rebs** ..... 8 vs. Hampton, 11/22  
**Blks** ..... 2, 2x, last vs. Furman, 12/9  
**Stls** ..... 5 at Seton Hall, 12/2  
**Assts** ..... 3 at LA Tech, 11/12  
**Min** ..... 37 vs. DePaul, 11/24

## Season Highs – SEC Games

**Pts** .....  
**FG** .....  
**FGA** .....  
**FG %** .....  
**FT** .....  
**FTA** .....  
**FT %** .....  
**Rebs** .....  
**Off Rebs** .....  
**Def Rebs** .....  
**Blks** .....  
**Stls** .....  
**Assts** .....  
**Min** .....

## 2012-13 Game-by-Game Stats

Date	Opponent	GS	MIN	FG-A	3FG-A	FT-A	Reb	PF	A	TO	B	S	TP
11/9	Elon	*	24	7-11	0-0	1-5	3	0	0	2	0	0	15
11/12	at LA Tech	*	22	8-10	0-0	1-3	2	3	3	0	0	0	17
11/15	Savannah State	*	23	4-9	0-0	0-3	12	2	1	2	0	0	8
11/18	Clemson	*	28	6-12	0-0	4-7	8	3	0	3	0	3	16
11/22	vs. Hampton	*	28	2-6	0-0	1-9	12	2	2	5	0	1	5
11/23	vs. Fla. Gulf Coast	*	27	7-12	0-1	1-3	4	2	1	3	0	1	15
11/24	vs. DePaul	*	37	5-10	0-0	1-7	12	1	0	4	1	1	11
11/28	Drexel	*	35	5-14	0-0	2-7	8	0	2	3	2	4	12
12/2	at Seton Hall	*	30	4-8	0-1	1-4	7	1	2	3	0	5	9
12/9	vs. Furman	*	21	1-6	0-0	0-0	5	2	1	2	2	1	2
12/19	Stanford	x	35	1-9	0-0	3-4	8	3	1	2	0	2	5
<b>Totals</b>		<b>11</b>	<b>310</b>	<b>50-107</b>	<b>0-2</b>	<b>15-52</b>	<b>81</b>	<b>17</b>	<b>13</b>	<b>29</b>	<b>3</b>	<b>18</b>	<b>115</b>
			<b>28.1</b>	<b>.467</b>	<b>.000</b>	<b>.288</b>	<b>7.3</b>						<b>10.4</b>



# ASIA DOZIER

- Has played in every game this season
- Has scored in double figures one time (Savannah State)
- Hit a huge second-half 3-pointer against #1/1 Stanford to pull within two points
- Posted her first double-digit scoring game with 11 points against Savannah State (Nov. 15)
- Handed out five assists at Louisiana Tech (Nov. 12)
- Pulled down 10 rebounds in her college debut against Elon (Nov. 9)

#31

**5-10 • Freshman**  
**Guard**  
**Columbia, S.C.**  
**Spring Valley**

## Miscellaneous Stats

	2012-13 Games	Career Games	Career Record
Double-Double	0	0	0-0
10+ Points	1	1	1-0
10+ Rebounds	1	1	1-0
5+ Assists	1	1	1-0
Tm-High Points	0	0	0-0
Tm-High Rebs.	0	0	0-0
Tm-High Assts.	0	0	0-0

## Career Highs – All Games

Pts ..... 11 vs. Savannah St., 11/15/12  
 FG ..... 4 vs. Savannah St., 11/15/12  
 FGA ..... 10 vs. Savannah St., 11/15/12  
 FG %... .400 (4-10) vs. Sav. St., 11/15/12  
 3FG ..... 3 vs. Savannah St., 11/15/12  
 3FGA ..... 9 vs. Savannah St., 11/15/12  
 3FG %... .333 (3-9) vs. Sav. St., 11/15/12  
 FT ..... 4 vs. Elon, 11/9/12  
 FTA ..... 7 vs. Elon, 11/9/12  
 FT % ... 1.00 (2-2) vs. Hampton, 11/22/12  
 Rebs ..... 10 vs. Elon, 11/9/12  
 Off Rebs ..... 4 vs. Elon, 11/9/12  
 Def Rebs ..... 6 vs. Elon, 11/9/12  
 Blks ..... 1, 2x, last vs. Furman, 11/9/12  
 Stls ..... 2 at LA Tech, 11/12/12  
 Assts ..... 5 at LA Tech, 11/12/12  
 Min ..... 26 vs. Elon, 11/9/12

## Career – SEC Games

Pts .....  
 FG .....  
 FGA .....  
 FG % .....  
 3FG .....  
 3FGA .....  
 3FG % .....  
 FT .....  
 FTA .....  
 FT % .....  
 Rebs .....  
 Off Rebs .....  
 Def Rebs .....  
 Blks .....  
 Stls .....  
 Assts .....  
 Min .....

## Season Highs – All Games

Pts ..... 11 vs. Savannah St., 11/15  
 FG ..... 4 vs. Savannah St., 11/15  
 FGA ..... 10 vs. Savannah St., 11/15  
 FG %... .400 (4-10) vs. Sav. St., 11/15  
 3FG ..... 3 vs. Savannah St., 11/15  
 3FGA ..... 9 vs. Savannah St., 11/15  
 3FG %... .333 (3-9) vs. Sav. St., 11/15  
 FT ..... 4 vs. Elon, 11/9  
 FTA ..... 7 vs. Elon, 11/9  
 FT % ..... 1.00 (2-2) vs. Hampton, 11/22  
 Rebs ..... 10 vs. Elon, 11/9  
 Off Rebs ..... 4 vs. Elon, 11/9  
 Def Rebs ..... 6 vs. Elon, 11/9  
 Blks ..... 1, 2x, last vs. Furman, 11/9/12  
 Stls ..... 2 at LA Tech, 11/12  
 Assts ..... 5 at LA Tech, 11/12  
 Min ..... 26 vs. Elon, 11/9

## Season Highs – SEC Games

Pts .....  
 FG .....  
 FGA .....  
 FG % .....  
 3FG .....  
 3FGA .....  
 3FG % .....  
 FT .....  
 FTA .....  
 FT % .....  
 Rebs .....  
 Off Rebs .....  
 Def Rebs .....  
 Blks .....  
 Stls .....  
 Assts .....  
 Min .....

## 2012-13 Game-by-Game Stats

Date	Opponent	GS	MIN	FG-A	3FG-A	FT-A	Reb	PF	A	TO	B	S	TP
11/9	Elon	26	0-8	0-6	4-7	10	4	0	2	1	0	4	
11/12	at LA Tech	22	2-5	1-4	0-0	2	2	5	0	0	2	5	
11/15	Savannah State	24	4-10	3-9	0-0	3	4	2	1	0	0	11	
11/18	Clemson	18	0-4	0-3	0-0	5	0	1	1	0	1	0	
11/22	vs. Hampton	19	1-8	1-4	2-2	3	3	0	2	0	0	5	
11/23	vs. Fla. Gulf Coast	16	1-6	0-5	0-0	1	5	1	2	0	0	2	
11/24	vs. DePaul	4	0-1	0-1	0-0	1	0	0	0	0	0	0	
11/28	Drexel	14	1-8	1-6	0-0	1	0	1	0	0	1	3	
12/2	at Seton Hall	10	0-1	0-0	0-0	1	0	0	0	0	0	0	
12/9	vs Furman	21	1-5	1-5	1-2	2	2	0	0	1	0	4	
12/19	Stanford	8	2-4	1-3	0-0	0	1	0	0	0	0	5	
Totals		0	174	12-60	8-44	7-11	29	20	10	8	2	4	34
			15.8	.200	.181	.636	2.6					3.09	





# ELEMBIAM

- Has played in nine games this season, missing two due to injury
- Has led the team in rebounding two times (Elon, Furman)
- Has grabbed double-digit rebounds once (Elon)
- Scored career-high eight points against Furman (Dec. 9), hitting 4-of-8 from the field while grabbing team-high nine rebounds
- Posted her first career double-digit rebound game in season opener against Elon (Nov. 9), pulling in six of her 11 boards on the offensive end

#33

**6-3 • Sophomore  
Center  
Fayetteville, Ga.  
Fayette County**

## Miscellaneous Stats

	2012-13 Games	Career Games	Career Record
Double-Double	0	0	0-0
10+ Points	0	0	0-0
10+ Rebounds	1	1	1-0
Tm-High Points	0	0	0-0
Tm-High Rebs.	2	3	3-0
Tm-High Assts.	0	0	0-0

## Career Highs – All Games

**Pts** .....8 vs. Furman, 12/9/12  
**FG** .....4 vs. Furman, 12/9/12  
**FGA** .....8 vs. Furman, 12/9/12  
**FG %** .....1.000 (2-2) vs. Tennessee, 3/3/12  
**FT** .....3 vs. Alabama, 3/1/12  
**FTA** .....5 vs. Furman, 12/11/11  
**FT %** .....1.000 (2-2), 2x, last vs. Eastern Michigan, 3/17/12  
**Rebs** .....11 vs. Elon, 11/9/12  
**Off Rebs** .....6 vs. Elon, 11/9/12  
**Def Rebs** .....6 vs. Furman, 12/9/12  
**Blks** .....5 vs. Eastern Michigan, 3/17/12  
**Stls** .....1, 3x, last vs. Elon, 11/9/12  
**Assts** .....2 vs. Eastern Michigan, 3/17/12  
**Min** .....22 vs. Furman, 12/9/12

## Career – SEC Games

**Pts** .....6, 2x, last, vs. Alabama, 3/1/12  
**FG** .....2, 4x, last, vs. Tennessee, 3/3/12  
**FGA** .....6 vs. Alabama, 3/1/12  
**FG %** ......667, 2x, last, vs. Alabama 2/19/12  
**FT** .....3 vs. Alabama, 1/1/12  
**FTA** .....4 vs. Alabama, 1/1/12  
**FT %** ......750 (3-4) vs. Alabama, 1/1/12  
**Rebs** .....6, vs. Mississippi State 1/29/12  
**Off Rebs** .....2, 3x, last, vs. Tenn., 3/3/12  
**Def Rebs** .....4 vs. Miss. State, 1/29/12  
**Blks** .....1, 2x, last vs. Alabama, 3/1/12  
**Stls** .....1 vs. Alabama, 3/1/12  
**Assts** .....1 vs. Arkansas, 2/9/12  
**Min** .....16 vs. Alabama, 3/1/12

## Season Highs – All Games

**Pts** .....8 vs. Furman, 12/9/12  
**FG** .....4 vs. Furman, 12/9/12  
**FGA** .....8 vs. Furman, 12/9/12  
**FG %** ......667 (2-3) vs. Clemson, 11/18  
**FT** .....2, 2x, last, vs. FGCU, 11/23  
**FTA** .....4 vs. FGCU, 11/23  
**FT %** ......667 (2-3) vs. Clemson, 11/18  
**Rebs** .....11 vs. Elon, 11/9  
**Off Rebs** .....6 vs. Elon, 11/9  
**Def Rebs** .....6 vs. Furman, 12/9/12  
**Blks** .....2 vs. Elon, 11/9  
**Stls** .....1 2x, last vs. Stanford 12/19  
**Assts** .....1 vs. Furman, 12/9/12  
**Min** .....22 vs. Furman, 12/9/12

## Season Highs – SEC Games

**Pts** .....  
**FG** .....  
**FGA** .....  
**FG %** .....  
**FT** .....  
**FTA** .....  
**FT %** .....  
**Rebs** .....  
**Off Rebs** .....  
**Def Rebs** .....  
**Blks** .....  
**Stls** .....  
**Assts** .....  
**Min** .....

## 2012-13 Game-by-Game Stats

Date	Opponent	GS	MIN	FG-A	3FG-A	FT-A	Reb	PF	A	TO	B	S	TP
11/9	Elon		17	2-7	0-0	0-2	11	0	0	3	2	1	4
11/12	at LA Tech			— DNP (Injury) —									
11/15	Savannah State			— DNP (Injury) —									
11/18	Clemson		13	2-3	0-0	2-3	0	3	0	1	0	0	6
11/22	vs. Hampton		8	0-1	0-0	1-2	5	1	0	0	1	0	1
11/23	vs. Fla. Gulf Coast		15	0-3	0-0	2-4	4	0	0	0	0	0	2
11/24	vs. DePaul		10	0-0	0-0	0-0	1	1	0	0	0	0	0
11/28	Drexel		12	1-2	0-0	1-2	3	0	0	0	0	0	3
12/2	at Seton Hall		12	0-4	0-0	0-0	1	1	0	0	1	0	0
12/9	vs. Furman		22	4-8	0-0	0-2	9	2	1	1	1	0	8
12/12	Stanford		8	0-2	0-0	0-0	3	1	0	1	0	1	0
Totals		0	117	9-30	0-0	6-15	37	8	1	5	5	1	22
			13	.300	—	.400	4.11						2.44



# TIFFANY MITCHELL

- Has started every game this season, the only freshman to earn a start so far
- Ranks 18th in the SEC in rebounding
- Has led the team in scoring three times (Clemson, Drexel, Furman)
- Has led the team in rebounding three times (at LA Tech, vs. FGCU, at Seton Hall)
- Has posted one double-double (at Seton Hall)
- Has scored in double figures six times (at LA Tech, Savannah St., Clemson, Drexel, at Seton Hall, Furman)
- Has pulled down double-digit rebounds two times (vs. FGCU, at Seton Hall)
- Is second on the team in steals
- Played a season-high 34 minutes against #1/1 Stanford due to her attacking offensive style
- Swiped five steals against Furman (Dec. 9) while leading offense with 16 points to tie her career high
- Posted first career double-double with 13-point, 11-rebound effort at Seton Hall (Dec. 2)
- Hit a pair of 3s against Drexel (Nov. 28), including one late in second half to help force overtime
- Named SEC Freshman of the Week after averaging 13.0 points and 6.3 rebounds over three game span (13 at LA Tech, 10 vs. Savannah State, 16 vs. Clemson)
- Recorded first career double-digit scoring game at Louisiana Tech (Nov. 12)

**5-9 • Freshman  
Guard  
Charlotte, N.C.  
Providence Day**

**#25**

## Miscellaneous Stats

	2012-13 Games	Career Games	Career Record
Double-Double	1	1	1-0
10+ Points	6	6	6-0
10+ Rebounds	2	2	2-0
Tm-High Points	3	3	3-0
Tm-High Rebs.	3	3	3-0
Tm-High Assts.	2	2	2-0

## Career Highs – All Games

**Pts** ..... 16, 2x, last vs. Furman, 12/9/12  
**FG** ..... 8 vs. Furman, 12/9/12  
**FGA**... 13 2x, last vs. Stanford 12/19/12  
**FG %** ..... .667 (4-6) vs. Elon, 11/9/12  
**3FG** ..... 2, 2x, last at Seton Hall, 12/2/12  
**3FGA**..... 4 vs. Savannah State, 11/15/12  
**3FG %** ..... 1.000 (2-2), 2x, last at Seton Hall, 12/2/12  
**FT** ..... 4 vs. DePaul, 11/24/12  
**FTA** ..... 9 at Seton Hall, 12/2/12  
**FT %**... 1.000 (2-2) vs. FGCU, 11/23/12  
**Rebs** .. 11, 2x, last at Seton Hall, 12/2/12  
**Off Rebs** ..... 5 vs. FGCU, 11/23/12  
**Def Rebs** .8, 2x, last at Seton Hall, 12/2/12  
**Blks** ..... 1 vs. Stanford, 12/19/12  
**Stls** ..... 5 vs. Furman 12/9/12  
**Assts** .... 4 vs. Savannah State, 11/15/12  
**Min** ..... 34 vs. Stanford, 12/19/12

## Career – SEC Games

**Pts** .....  
**FG** .....  
**FGA** .....  
**FG %** .....  
**3FG** .....  
**3FGA** .....  
**3FG %** .....  
**FT** .....  
**FTA** .....  
**FT %** .....  
**Rebs** .....  
**Off Rebs** .....  
**Def Rebs** .....  
**Blks** .....  
**Stls** .....  
**Assts** .....  
**Min** .....

## Season Highs – All Games

**Pts** ..... 16, 2x, last vs. Furman, 12/9/12  
**FG** ..... 8 vs. Furman, 12/9/12  
**FGA**... 13 2x, last vs. Stanford 12/19/12  
**FG %** ..... .667 (4-6) vs. Elon, 11/9/12  
**3FG** ..... 2, 2x, last at Seton Hall, 12/2/12  
**3FGA**..... 2, 2x, last at Seton Hall, 12/2/12  
**3FG %** ..... 1.000 (2-2), 2x, last at Seton Hall, 12/2/12  
**FT** ..... 3, 2x, last at Seton Hall, 12/2/12  
**FTA** ..... 9 at Seton Hall, 12/2/12  
**FT %** ..... 1.000 (2-2) vs. FGCU, 11/23/12  
**Rebs** ..... 11, 2x, last at Seton Hall, 12/2/12  
**Off Rebs** ..... 5 vs. FGCU, 11/23/12  
**Def Rebs** ..... 8, 2x, last at Seton Hall, 12/2/12  
**Blks** ..... 1 vs. Stanford 12/19/12  
**Stls** ..... 5 vs. Furman 12/9/12  
**Assts** .... 4 vs. Savannah State, 11/15/12  
**Min** ..... 34 vs. Stanford, 12/19/12

## Season Highs – SEC Games

**Pts** .....  
**FG** .....  
**FGA** .....  
**FG %** .....  
**3FG** .....  
**3FGA** .....  
**3FG %** .....  
**FT** .....  
**FTA** .....  
**FT %** .....  
**Rebs** .....  
**Off Rebs** .....  
**Def Rebs** .....  
**Blks** .....  
**Stls** .....  
**Assts** .....  
**Min** .....

## 2012-13 Game-by-Game Stats

Date	Opponent	GS	MIN	FG-A	3FG-A	FT-A	Reb	PF	A	TO	B	S	TP
11/9	Elon	*	23	4-6	0-1	1-2	2	1	3	1	0	1	9
11/12	at LA Tech	*	25	5-11	0-2	3-4	8	2	0	2	0	0	13
11/15	Savannah State	*	25	4-11	1-4	1-3	5	1	4	0	0	1	10
11/18	Clemson	*	32	7-11	0-1	2-6	6	3	2	1	0	2	16
11/22	vs. Hampton	*	27	2-9	1-3	2-4	8	3	2	4	0	1	7
11/23	vs. Fla. Gulf Coast	*	28	3-7	0-0	2-2	11	1	3	3	0	1	8
11/24	vs. DePaul	*	29	1-5	0-0	4-8	6	1	0	4	0	2	6
11/28	Drexel	*	29	6-12	2-2	0-0	2	3	1	2	0	3	14
12/2	at Seton Hall	*	28	4-7	2-2	3-9	11	3	1	4	0	1	13
12/9	vs. Furman	*	29	8-13	0-1	0-2	4	1	1	2	0	5	16
12/19	Stanford	x	34	1-13	0-3	0-0	5	3	0	3	1	2	2
<b>Totals</b>		<b>11</b>	<b>309</b>	<b>45-105</b>	<b>6-19</b>	<b>18-40</b>	<b>68</b>	<b>22</b>	<b>17</b>	<b>26</b>	<b>1</b>	<b>19</b>	<b>114</b>
			<b>28.0</b>	<b>.428</b>	<b>.315</b>	<b>.450</b>	<b>6.1</b>	<b>1.5</b>				<b>1.7</b>	<b>10.3</b>



# WILKA MONTOUT

- Has played in every game this season
- Has scored in double figures two times (at LA Tech, Furman)
- Swatted away a pair of shots against Furman (Dec. 9) while contributing 10 points to the offensive effort
- Grabbed five of her six rebounds against Savannah State (Nov. 15) on the offensive end, helping her to nine points
- Scored eight of her 10 points at Louisiana Tech (Nov. 12) during an 11-5 second-half run that put the game out of reach

#12

**6-3 • Junior**  
**Center**  
**Cayenne, French Guiana**  
**Northeastern Oklahoma A&M**

## Miscellaneous Stats

	2012-13 Games	Career Games	Career Record
Double-Double	0	0	0-0
10+ Points	2	2	2-0
10+ Rebounds	0	0	0-0
Tm-High Points	0	0	0-0
Tm-High Rebs.	0	0	0-0
Tm-High Assts.	0	0	0-0

## Career Highs – All Games

**Pts** ..... 12 at LA Tech, 11/12/12  
**FG** ..... 4, 3x, last vs. Furman, 12/9/12  
**FGA** ..... 13 vs. Savannah St., 11/15/12  
**FG %** ..... .400 (4-10) at LA Tech, 11/12/12  
**3FG** ..... 1, 3x, last vs. Hampton, 11/22/12  
**3FGA** ..... 3 vs. Savannah St., 11/15/12  
**3FG %** ..... .500 (1-2) at LA Tech, 11/15/12  
**FT** ..... 3 at LA Tech, 11/15/12  
**FTA** ..... 4, 2x, last at LA Tech, 11/15/12  
**FT %** ..... 1.000 (2-2), 2x, last vs. Furman, 12/9/12  
**Rebs** ..... 6 vs. Savannah St., 11/15/12  
**Off Rebs** ..... 5 vs. Savannah St., 11/15/12  
**Def Rebs** ..... 2, 2x, last vs. FGCU, 11/23/12  
**Blks** ..... 2 vs. Furman, 12/9/12  
**Stls** ..... 1, 3x, last vs. Hampton, 11/22/12  
**Assts** ..... 2 vs. Elon, 11/9/12  
**Min** ..... 24 vs. Savannah St., 11/15/12

## Career – SEC Games

**Pts** .....  
**FG** .....  
**FGA** .....  
**FG %** .....  
**3FG** .....  
**3FGA** .....  
**3FG %** .....  
**FT** .....  
**FTA** .....  
**FT %** .....  
**Rebs** .....  
**Off Rebs** .....  
**Def Rebs** .....  
**Blks** .....  
**Stls** .....  
**Assts** .....  
**Min** .....

## Season Highs – All Games

**Pts** ..... 12 at LA Tech, 11/12  
**FG** ..... 4, 2x, last vs. Sav. St., 11/15  
**FGA** ..... 13 vs. Savannah St., 11/15  
**FG %** ..... .400 (4-10) at LA Tech, 11/12  
**3FG** ..... 1, 3x, last vs. Hampton, 11/22  
**3FGA** ..... 3 vs. Savannah St., 11/15  
**3FG %** ..... .500 (1-2) at LA Tech, 11/15  
**FT** ..... 3 at LA Tech, 11/15  
**FTA** ..... 4, 2x, last at LA Tech, 11/15  
**FT %** ..... 1.000 (2-2), 2x, last vs. Furman, 12/9/12  
**Rebs** ..... 6 vs. Savannah St., 11/15  
**Off Rebs** ..... 5 vs. Savannah St., 11/15  
**Def Rebs** ..... 2, 2x, last vs. FGCU, 11/23  
**Blks** ..... 2 vs. Furman, 12/9/12  
**Stls** ..... 1, 3x, last vs. Hampton, 11/22  
**Assts** ..... 2 vs. Elon, 11/9  
**Min** ..... 24 vs. Savannah St., 11/15

## Season Highs – SEC Games

**Pts** .....  
**FG** .....  
**FGA** .....  
**FG %** .....  
**3FG** .....  
**3FGA** .....  
**3FG %** .....  
**FT** .....  
**FTA** .....  
**FT %** .....  
**Rebs** .....  
**Off Rebs** .....  
**Def Rebs** .....  
**Blks** .....  
**Stls** .....  
**Assts** .....  
**Min** .....

## 2012-13 Game-by-Game Stats

Date	Opponent	GS	MIN	FG-A	3FG-A	FT-A	Reb	PF	A	TO	B	S	TP
11/9	Elon	18	0-3	0-2	1-4	2	2	2	1	0	1	1	
11/12	at LA Tech	23	4-10	1-2	3-4	3	3	0	1	0	0	12	
11/15	Savannah State	24	4-13	1-3	0-0	6	2	0	2	1	0	9	
11/18	Clemson	18	1-6	0-2	2-2	1	3	1	1	0	1	4	
11/22	vs. Hampton	14	1-3	1-1	0-0	2	0	0	2	0	1	3	
11/23	vs. Fla. Gulf Coast	16	1-4	0-0	0-0	5	3	1	1	0	0	2	
11/24	vs. DePaul	6	1-2	0-0	0-0	1	1	0	1	1	0	2	
11/28	Drexel	3	0-1	0-1	0-0	0	0	0	0	0	0	0	
12/2	at Seton Hall	11	1-4	0-1	0-1	1	0	0	0	0	0	2	
12/9	vs. Furman	23	4-9	0-2	2-2	3	1	1	0	2	0	10	
12/12	Stanford	3	0-0	0-0	0-0	0	2	0	0	0	0	0	
<b>Totals</b>		<b>0</b>	<b>159</b>	<b>17-54</b>	<b>3-14</b>	<b>8-13</b>	<b>24</b>	<b>17</b>	<b>5</b>	<b>9</b>	<b>4</b>	<b>3</b>	<b>45</b>
			<b>14.4</b>	<b>.314</b>	<b>.214</b>	<b>.615</b>	<b>2.1</b>					<b>4.1</b>	



# KhadijahSessions KhadijahSessions

- Has played in every game this season
- Has led the team in assists once (Furman)
- Swiped a pair of steals at Seton Hall (Dec. 2)
- Hit her first career 3-pointer against Florida Gulf Coast (Nov. 23)
- Had a well-rounded game against Savannah State (Nov. 15) with four assists, three steals and six points
- Scored her eight points in just 10 minutes on the court against Elon (Nov. 9)

#5

**5-8 • Freshman  
Guard  
Myrtle Beach, S.C.  
Myrtle Beach**

## Miscellaneous Stats

	2012-13 Games	Career Games	Career Record
Double-Double	0	0	0-0
10+ Points	0	0	0-0
10+ Rebounds	0	0	0-0
Tm-High Points	0	0	0-0
Tm-High Rebs.	0	0	0-0
Tm-High Assts.	1	1	1-0

## Career Highs – All Games

Pts	8 vs. Elon, 11/9/12
FG	3, 2x, last vs. Savannah St., 11/15/12
FGA	8 vs. DePaul, 11/24/12
FG %	.750 (3-4) vs. Sav. St., 11/15/12
3FG	1, 2x, last vs. Drexel, 11/28/12
3FGA	3, 2x, last vs. Furman, 12/9/12
3FG %	.333 (1-3) vs. FGCU, 11/23/12
FT	3, 2x, last vs. Furman, 12/9/12
FTA	5 vs. Clemson, 11/18/12
FT %	.667 (2-3), 2x, last vs. DePaul, 11/24/12
Rebs	3 vs. Savannah State, 11/15/12
Off Rebs	2 vs. Savannah St., 11/15/12
Def Rebs	2 vs. Furman, 12/9/12
Blks	1 vs. Furman 12/9/12
Stls	3 vs. Savannah State, 11/15/12
Assts	4 vs. Savannah State, 11/15/12
Min	23 vs. Furman 12/9/12

## Career – SEC Games

Pts	
FG	
FGA	
FG %	
3FG	
3FGA	
3FG %	
FT	
FTA	
FT %	
Rebs	
Off Rebs	
Def Rebs	
Blks	
Stls	
Assts	
Min	

## Season Highs – All Games

Pts	8 vs. Elon, 11/9
FG	3, 2x, last vs. Savannah St., 11/15
FGA	8 vs. DePaul, 11/24
FG %	.750 (3-4) vs. Sav. St., 11/15
3FG	1, 2x, last vs. Drexel, 11/28
3FGA	3, 2x, last vs. Furman, 12/9/12
3FG %	.333 (1-3) vs. FGCU, 11/23
FT	3, 2x, last vs. Furman, 12/9/12
FTA	5 vs. Clemson, 11/18
FT %	.667 (2-3), 2x, last vs. DePaul, 11/24
Rebs	3 vs. Savannah State, 11/15
Off Rebs	2 vs. Savannah St., 11/15
Def Rebs	2 vs. Furman, 12/9/12
Blks	1 vs. Furman 12/9/12
Stls	3 vs. Savannah State, 11/15
Assts	4 vs. Savannah State, 11/15
Min	23 vs. Furman 12/9/12

## Season Highs – SEC Games

Pts	
FG	
FGA	
FG %	
3FG	
3FGA	
3FG %	
FT	
FTA	
FT %	
Rebs	
Off Rebs	
Def Rebs	
Blks	
Stls	
Assts	
Min	

## 2012-13 Game-by-Game Stats

Date	Opponent	GS	MIN	FG-A	3FG-A	FT-A	Reb	PF	A	TO	B	S	TP
11/9	Elon		10	3-7	0-1	2-3	0	1	0	1	0	0	8
11/12	at LA Tech		8	1-1	0-0	1-2	1	0	1	1	0	1	3
11/15	Savannah State		19	3-4	0-1	0-0	3	1	4	1	0	3	6
11/18	Clemson		15	0-3	0-2	3-5	1	1	1	2	0	0	3
11/22	vs. Hampton		9	1-2	0-0	0-0	1	0	1	3	0	0	2
11/23	vs. Fla. Gulf Coast		21	2-5	1-3	0-0	1	2	2	1	0	1	5
11/24	vs. DePaul		21	2-8	0-1	2-3	1	1	0	0	0	0	6
11/28	Drexel		7	1-1	1-1	0-2	0	0	0	1	0	1	3
12/2	at Seton Hall		15	1-5	0-2	1-3	1	0	1	0	0	2	3
12/9	vs. Furman		23	2-5	0-3	3-4	2	1	2	1	1	1	7
12/12	Stanford		9	0-1	0-1	0-0	0	1	0	0	0	0	0
Totals		0	157	16-42	2-15	12-22	11	8	12	11	1	9	46
			14.2	.380	.133	.545			1.1				4.6





# IEASIA WALKER

- Named to the 2012 Preseason All-SEC Second Team
- Has started every game this season
- Ranks fifth in the SEC in minutes played per game (31.4) and 12th in 3-pointers made (1.4)
- Has led the team in scoring one time (DePaul)
- Has led the team in assists three times (at LA Tech, Clemson, Stanford)
- Has led the team in rebounding one time (Clemson)
- Has scored in double figures five times (Elon, at LA Tech, Savannah St., vs. DePaul, Stanford)
- Has handed out five or more assists two times (at LA Tech, Savannah St.)
- Has swiped three more steals three times (Elon, Clemson, Furman)
- Is third among active SEC players with 190 career steals and fifth among the group with 235 career assists
- Scored 15 points against #1/1 Stanford, including four in the final minute to keep chance of win alive, while handing out three assists and swiping four steals, one of which she turned into a layup that earned her the No. 9 spot on ESPN SportsCenter's Top 10
- Played 43 minutes against Drexel (Nov. 28), locking down the Dragons' top scorer for the final nine minutes of the game to finish off the comeback victory
- Handed out a career-high eight assists at Louisiana Tech (Nov. 12), including five on the first seven baskets of the game (one of which she scored herself)

#2

**5-8 • Senior  
Guard  
Amityville, N.Y.  
Copiague**

## Miscellaneous Stats

	2012-13 Games	Career Games	Career Record		2012-13 Games	Career Games	Career Record
Dbl-Dbl	0	1	1-0	5+ Assists	2	15	12-3
30+ Points	0	1	1-0	5+ Steals	1	5	3-2
20+ Points	0	4	2-2	Tm-High Pts	1	21	11-10
10+ Points	4	47	29-18	Tm-High Rebs	1	9	6-3
10+ Rebs	0	1	1-0	Tm-High Assts	5	34	21-13

## Career Highs – All Games

Pts ..... 30 vs. Clemson, 11/18/10  
 FG ..... 13 vs. Clemson, 11/18/10  
 FGA ..... 23 vs. Tennessee, 1/20/11  
 FG % ..... .750 (3-4), 2x, last vs. Sav. St. 11/15/12  
 3FG ..... 4 vs. Florida, 1/9/11  
 3FGA ..... 9, 2x, last vs. Penn St., 11/20/11  
 3FG % ..... 1.000 (2-2) vs. Clemson, 11/18/10  
 FT ..... 8, 2x, last at Alabama, 2/19/12  
 FTA ..... 14 vs. Ole Miss, 3/3/11  
 FT % ..... 1.000 (6-6) vs. Tenn., 2/17/11  
 Rebs ..... 11 at Ole Miss, 1/16/11  
 Off Rebs ..... 6 vs. Tennessee, 1/20/11  
 Def Rebs ..... 9 at Ole Miss, 1/16/11  
 Blks ..... 2, 5x, last at Purdue, 3/19/12  
 Stls ..... 6 vs. Furman, 12/11/11  
 Assts ..... 8 at LA Tech, 11/12/12  
 Min ..... 43, 2x, last vs. Drexel, 11/28/12

## Career – SEC Games

Pts ..... 24 vs. Tennessee, 1/20/11  
 FG ..... 10 vs. Tennessee, 1/20/11  
 FGA ..... 23 vs. Tennessee, 1/20/11  
 FG % ..... .600 (3-5) vs. Kentucky, 1/14/10  
 3FG ..... 4 vs. Florida, 1/9/11  
 3FGA ..... 9 at Ole Miss, 1/16/11  
 3FG % ..... 1.000 (2-2) at Auburn, 2/4/10  
 FT ..... 8, 2x, last at Alabama, 2/19/12  
 FTA ..... 10, 3x, last at Alabama, 2/19/12  
 FT % ..... 1.000 (6-6) at Tennessee, 2/17/11  
 Rebs ..... 11 at Ole Miss, 1/16/11  
 Off Rebs ..... 6 vs. Tennessee, 1/20/11  
 Def Rebs ..... 9 at Ole Miss, 1/16/11  
 Blks ..... 2, 2x, last vs. Miss. St., 1/29/12  
 Stls ..... 5 vs. Alabama, 1/23/11  
 Assts ..... 7 vs. Mississippi State, 1/29/12  
 Min ..... 43 at Ole Miss, 1/16/11

## Season Highs – All Games

Pts ..... 15 vs. Stanford, 12/19  
 FG ..... 5 2x last vs. Stanford, 12/19  
 FGA ..... 15 vs. Stanford, 12/19  
 FG % ..... .750 (3-4) vs. Sav. St., 11/15  
 3FG ..... 3, 2x, last vs. Sav. St., 11/15  
 3FGA ..... 6 at LA Tech, 11/12  
 3FG % ..... .750 (3-4) vs. Sav. St., 11/15  
 FT ..... 5 vs. Clemson, 11/18  
 FTA ..... 5 vs. Clemson, 11/18  
 FT % ..... 1.000 (5-5) vs. Clemson, 11/18  
 Rebs ..... 8 vs. Clemson, 11/18  
 Off Rebs ..... 3 vs. Elon, 11/9  
 Def Rebs ..... 6 vs. Clemson, 11/18  
 Blks ..... 1, 4x, last at Seton Hall, 12/2  
 Stls ..... 5 vs. Furman, 12/9  
 Assts ..... 8 at LA Tech, 11/12  
 Min ..... 43 vs. Drexel, 11/28

## Season Highs – SEC Games

Pts .....  
 FG .....  
 FGA .....  
 FG % .....  
 3FG .....  
 3FGA .....  
 3FG % .....  
 FT .....  
 FTA .....  
 FT % .....  
 Rebs .....  
 Off Rebs .....  
 Def Rebs .....  
 Blks .....  
 Stls .....  
 Assts .....  
 Min .....

## 2012-13 Game-by-Game Stats

Date	Opponent	GS	MIN	FG-A	3FG-A	FT-A	Reb	PF	A	TO	B	S	TP
11/9	Elon	*	24	5-12	0-3	3-3	4	1	4	1	0	3	13
11/12	at LA Tech	*	35	3-10	3-6	1-2	3	2	8	1	1	2	10
11/15	Savannah State	*	29	3-4	3-4	1-2	1	1	5	5	0	0	10
11/18	Clemson	*	31	2-7	0-4	5-5	8	1	4	5	0	4	9
11/22	vs. Hampton	*	34	2-7	2-5	0-4	2	1	1	5	0	0	6
11/23	vs. Fla. Gulf Coast	*	25	2-6	2-5	0-0	1	0	2	2	0	0	6
11/24	vs. DePaul	*	32	4-11	0-3	3-4	6	0	0	2	1	1	11
11/28	Drexel	*	43	1-10	1-4	3-4	2	2	2	2	1	2	6
12/2	at Seton Hall	*	36	2-7	2-5	0-3	3	2	1	4	1	1	6
12/9	vs. Furman	*	21	4-10	0-3	1-1	3	1	1	2	0	5	9
12/12	Stanford	x	35	5-15	2-5	3-4	3	4	3	0	0	4	15
<b>Totals</b>		<b>11</b>	<b>345</b>	<b>33-99</b>	<b>15-47</b>	<b>20-32</b>	<b>36</b>	<b>15</b>	<b>31</b>	<b>29</b>	<b>4</b>	<b>22</b>	<b>101</b>
			<b>31.3</b>	<b>.333</b>	<b>.319</b>	<b>.625</b>	<b>3.2</b>	<b>2.8</b>				<b>2</b>	<b>9.1</b>



# Aleighsa Welch

#24

**6-0 • Sophomore**  
**Forward**  
**Goose Creek, S.C.**  
**Goose Creek**

## Miscellaneous Stats

	2012-13 Games	Career Games	Career Record
Double-Double	5	5	5-0
10+ Points	8	18	15-3
10+ Rebounds	5	6	5-1
Tm-High Points	3	7	5-2
Tm-High Rebs.	4	20	17-3
Tm-High Assts.	1	1	1-0

- Has started every game this season
- Leads the SEC and ranks 17th in the nation with five double-doubles (Savannah St., vs. Hampton, vs. FGCU, Drexel, at Seton Hall) – the first of her career
- Ranks second in the SEC in rebounding, leads the league in offensive rebounds per game (4.6) and is 21st in scoring
- Has led the team in scoring four times (Savannah St., vs. Hampton, at Seton Hall, Stanford)
- Has led the team in rebounding four times (at LA Tech, Savannah St., vs. FGCU, Drexel)
- Has scored in double figures eight times (at LA Tech, Savannah St., vs. Hampton, vs. FGCU, Drexel, at Seton Hall, Furman, Stanford)
- Has pulled down double-digit rebounds six times (Savannah St., vs. Hampton, vs. FGCU, vs. DePaul, Drexel, at Seton Hall)
- Scored 13 of her 17 points against #1/1 Stanford in the second half, including a free throw to tie the game with 1:14 left to play
- Snagged a career-high 15 rebounds against Drexel (Nov. 28), the second-most in the SEC this season
- Named Paradise Jam Most Outstanding Player after averaging 10.3 points and 9.3 rebounds to guide team to the Reef Division title
- Scored 10 of team's first 13 second-half points to pull away from Hampton (Nov. 22)
- Posted first career double-double with 13 points and 12 rebounds against Savannah State (Nov. 15)
- Was great on the inside at Louisiana Tech (Nov. 12), to finish with 14 points, eight rebounds, two blocks and two steals

## Career Highs – All Games

**Pts** .....19 vs. Vanderbilt, 1/15/12  
**FG** .....7 vs. Vanderbilt, 1/15/12  
**FGA** .....11 at Seton Hall, 12/2/12  
**FG %**... 1.000 (4-4) vs. Presby., 11/27/11  
**FT** ..... 10 at Xavier, 11/30/11  
**FTA** ..... 15 at Xavier, 11/30/11  
**FT %**... 1.000 (3-3) vs. SC St., 12/14/11  
**Rebs** .....15 vs. Drexel, 11/28/12  
**Off Rebs**...8, 2x, last vs. Drexel, 11/28/12  
**Def Rebs**...8 vs. Savannah St., 11/15/12  
**Blks** .....4 at NC State, 12/4/11  
**Stls** .....3, 2x, last vs. Elon, 11/9/12  
**Assts** .....2 vs. Furman, 12/11/11  
**Min** .....42 vs. Drexel, 11/28/12

## Career – SEC Games

**Pts** .....19 vs. Vanderbilt, 1/15/12  
**FG** .....7 vs. Vanderbilt, 1/15/12  
**FGA** ..... 10, 2x, last at LSU, 1/12/12  
**FG %**... 1.000 (3-3), 3x, last at Ark., 2/9/12  
**FT** .....5, 2x, last at Vandy, 1/22/12  
**FTA** .....7, 2x, last at Vanderbilt, 1/22/12  
**FT %**... .833 (5-6) vs. Vanderbilt, 1/5/12  
**Rebs** ..... 10 vs. Alabama, 1/1/12  
**Off Rebs** .....6 vs. Vanderbilt, 1/5/12  
**Def Rebs** .....7 at Tennessee, 2/2/12  
**Blks** .....2, 3x, last vs. Florida, 2/12/12  
**Stls** .....2, 2x, last vs. Florida, 2/12/12  
**Assts** .....1, 9x, last at Alabama, 2/19/12  
**Min** ..... 31 vs. Kentucky, 1/15/12

## Season Highs – All Games

**Pts** .....17 vs. Stanford, 12/19  
**FG** .....7 vs. Stanford, 12/19  
**FGA** .....11 at Seton Hall, 12/2  
**FG %**... .857 (6-7), 2x, last vs. FGCU, 11/23  
**FT** ..... 6 at LA Tech, 11/12  
**FTA** ..... 8 at LA Tech, 11/12  
**FT %**... 1.000 (3-3) vs. Sav. St., 11/15  
**Rebs** .....15 vs. Drexel, 11/28  
**Off Rebs** .....8 vs. Drexel, 11/28  
**Def Rebs** .....8 vs. Savannah St., 11/15  
**Blks** ..... 2 at LA Tech, 11/12  
**Stls** .....3 vs. Elon, 11/9  
**Assts** .....2 vs. Stanford, 12/19  
**Min** .....42 vs. Drexel, 11/28

## Season Highs – SEC Games

**Pts** .....  
**FG** .....  
**FGA** .....  
**FG %** .....  
**FT** .....  
**FTA** .....  
**FT %** .....  
**Rebs** .....  
**Off Rebs** .....  
**Def Rebs** .....  
**Blks** .....  
**Stls** .....  
**Assts** .....  
**Min** .....

## 2012-13 Game-by-Game Stats

Date	Opponent	GS	MIN	FG-A	3FG-A	FT-A	Reb	PF	A	TO	B	S	TP
11/9	Elon	*	25	4-6	0-0	1-2	9	1	1	2	0	3	9
11/12	at LA Tech	*	26	4-6	0-0	6-8	8	3	1	0	2	2	14
11/15	Savannah State	*	22	5-6	0-0	3-3	12	0	0	1	0	0	13
11/18	Clemson	*	25	2-4	0-0	3-5	6	2	0	3	1	1	7
11/22	vs. Hampton	*	31	6-7	0-0	4-6	11	0	1	7	0	1	16
11/23	vs. Fla. Gulf Coast	*	23	6-7	0-0	2-3	11	1	0	1	0	0	14
11/24	vs. DePaul	*	26	3-7	0-0	3-6	10	3	1	2	0	0	9
11/28	Drexel	*	42	5-7	1-1	1-3	15	1	0	2	0	0	12
12/2	at Seton Hall	*	32	5-11	0-0	4-4	10	1	0	2	0	1	14
12/9	vs. Furman	*	17	3-4	0-0	5-6	3	0	0	0	0	0	11
12/19	Stanford	x	34	7-10	0-0	3-6	5	3	2	0	0	0	17
<b>Totals</b>		<b>11</b>	<b>303</b>	<b>50-75</b>	<b>1-1</b>	<b>35-52</b>	<b>100</b>	<b>15</b>	<b>6</b>	<b>20</b>	<b>3</b>	<b>8</b>	<b>136</b>
			<b>27.5</b>	<b>.666</b>	<b>1.000</b>	<b>.673</b>	<b>9.1</b>						<b>12.3</b>



# SANCHEON WHITE

- Has started every game this season
- Has led the team in rebounding once (at LA Tech)
- Has scored in double figures two times (vs. FGCU, vs. DePaul)
- Challenged for three offensive rebounds against #1/1 Stanford and scored a pull-up jumper to give team 44-42 lead with 2:33 left to play
- Hit tying 3-pointer to send Drexel game (Nov. 28) to overtime and blocked potential game-tying 3-point attempt in last 10 seconds of extra period
- Scored a career-high 11 points against Florida Gulf Coast (Nov. 23) and followed it with 10 points against DePaul the next day to help team win Paradise Jam Reef Division title

#20

**5-10 • Senior**  
**Guard**  
**Hammond, Ind.**  
**Central Arizona College**

## Miscellaneous Stats

	2012-13 Games	Career Games	Career Record
Double-Double	0	0	0-0
10+ Points	2	4	4-0
10+ Rebounds	0	1	0-1
Tm-High Points	0	0	0-0
Tm-High Rebs.	1	4	2-2
Tm-High Assts.	2	4	4-0

## Career Highs – All Games

Pts ..... 11 vs. FGCU, 11/23/12  
 FG ..... 5, 2x, last, vs. DePaul, 11/24/12  
 FGA ..... 11 vs. FGCU, 11/23/12  
 FG % ..... .800 (4-5) at Xavier, 11/30/11  
 3FG ..... 2 vs. Kentucky, 1/15/12  
 3FGA ..... 4 at Illinois, 11/11/11  
 3FG % ..... 1.000 (2-2) vs. Kentucky 1/15/12  
 FT ..... 4, 2x, last at Seton Hall, 12/2/12  
 FTA ..... 5 vs. Savannah St., 12/21/11  
 FT % ..... 1.000 (4-4) at Seton Hall, 12/2/12  
 Rebs ..... 13 at Auburn, 1/19/12  
 Off Rebs ..... 6 at Auburn, 1/19/12  
 Def Rebs ..... 7 at Auburn, 1/19/12  
 Blks ..... 4 vs. Drexel, 11/28/12  
 Stls ..... 3, 3x, last vs. Furman, 12/9/12  
 Assts ..... 3, 2x, last vs. Presby., 11/27/11  
 Min ..... 40 vs. Drexel, 11/28/12

## Career – SEC Games

Pts ..... 9, 2x, last vs. Kentucky, 1/15/12  
 FG ..... 4 vs. Alabama, 1/1/12  
 FGA ..... 9 at Auburn, 1/19/12  
 FG % ..... 1.000 (2-2) at Arkansas, 2/9/12  
 3FG ..... 2 vs. Kentucky, 1/15/12  
 3FGA ..... 2 vs. Kentucky, 1/15/12  
 3FG % ..... 1.000 (2-2) vs. Kentucky 1/15/12  
 FT ..... 2 vs. Vanderbilt, 1/5/12  
 FTA ..... 2 vs. Vanderbilt, 1/5/12  
 FT % ..... 1.000 (2-2) vs. Vandy, 1/5/12  
 Rebs ..... 13 at Auburn, 1/19/12  
 Off Rebs ..... 6 at Auburn, 1/19/12  
 Def Rebs ..... 7 at Auburn, 1/19/12  
 Blks ..... 2 vs. Alabama, 1/1/12  
 Stls ..... 2, 4x, last at Auburn, 1/19/12  
 Assts ..... 2 at Vanderbilt, 1/22/12  
 Min ..... 25 at Auburn, 1/19/12

## Season Highs – All Games

Pts ..... 11 vs. FGCU, 11/23  
 FG ..... 5, 2x, last vs. DePaul, 11/24  
 FGA ..... 11 vs. FGCU, 11/23  
 FG % ..... .714 (5-7) vs. DePaul, 11/24  
 3FG ..... 1, 3x, last vs. Drexel, 11/28  
 3FGA ..... 2, 4x, last at Seton Hall, 12/2  
 3FG % ..... .500 (1-2), 2x, last vs. Drexel, 11/28  
 FT ..... 4 at Seton Hall, 12/2  
 FTA ..... 4 at Seton Hall, 12/2  
 FT % ..... 1.000 (4-4) at Seton Hall, 12/2  
 Rebs ..... 8 at LA Tech, 11/12  
 Off Rebs ..... 5 at LA Tech, 11/12  
 Def Rebs ..... 5 vs. Clemson, 11/18  
 Blks ..... 4 vs. Drexel, 11/28  
 Stls ..... 3, 2x, last vs. Furman, 12/9  
 Assts ..... 2, 5x, last vs. Furman, 12/9  
 Min ..... 40 vs. Drexel, 11/28

## Season Highs – SEC Games

Pts .....  
 FG .....  
 FGA .....  
 FG % .....  
 3FG .....  
 3FGA .....  
 3FG % .....  
 FT .....  
 FTA .....  
 FT % .....  
 Rebs .....  
 Off Rebs .....  
 Def Rebs .....  
 Blks .....  
 Stls .....  
 Assts .....  
 Min .....

## 2012-13 Game-by-Game Stats

Date	Opponent	GS	MIN	FG-A	3FG-A	FT-A	Reb	PF	A	TO	B	S	TP
11/9	Elon	*	13	4-6	0-0	0-0	1	1	2	0	0	0	8
11/12	at LA Tech	*	33	2-7	0-1	0-0	8	2	2	1	1	2	4
11/15	Savannah State	*	20	3-7	1-2	2-2	4	2	1	0	0	0	9
11/18	Clemson	*	20	1-3	0-2	1-2	6	3	0	1	1	1	3
11/22	vs. Hampton	*	30	0-3	0-0	0-0	6	2	0	0	0	1	0
11/23	vs. Fla. Gulf Coast	*	29	5-11	1-1	0-1	5	0	2	2	0	3	11
11/24	vs. DePaul	*	35	5-7	0-1	0-1	5	2	0	1	0	1	10
11/28	Drexel	*	40	1-7	1-2	2-2	4	3	2	0	4	2	5
12/2	at Seton Hall	*	26	2-6	0-2	4-4	1	0	0	0	1	1	8
12/9	vs. Furman	*	23	1-6	0-1	0-0	2	1	2	0	2	3	2
12/12	Stanford	x	34	2-9	1-3	0-0	3	1	0	1	1	1	5
<b>Totals</b>		<b>11</b>	<b>303</b>	<b>26-72</b>	<b>4-15</b>	<b>9-12</b>	<b>45</b>	<b>17</b>	<b>11</b>	<b>6</b>	<b>10</b>	<b>15</b>	<b>65</b>
			<b>27.5</b>	<b>.361</b>	<b>.267</b>	<b>.750</b>	<b>4.1</b>		<b>1</b>		<b>1.3</b>	<b>5.9</b>	



Official Basketball Box Score -- Game Totals -- Final Statistics  
**Elon vs South Carolina**  
 11/09/12 7 p.m. at Columbia, S.C./Colonial Life Arena



**Elon 44 • 0-1**

#	Player		Total		3-Ptr		Rebounds			PF	TP	A TO Blk Stl				Min
			FG	FGA	FG	FGA	FT	FTA	Off			Def	Tot	A	TO	
02	EVANS, Kelsey	f	2-7	0-0	4-4	1	2	3	3	8	0	1	1	1	26	
01	STEPHENSON, Zora	g	2-3	1-2	0-0	0	1	1	1	5	0	0	0	1	23	
11	FORD, Ali	g	3-6	1-3	1-2	0	1	1	3	8	2	8	0	1	30	
23	HARRIS, Kelsey	g	0-8	0-1	2-2	6	3	9	1	2	1	1	1	0	26	
24	COFFER, Sam	g	2-6	0-1	2-2	2	3	5	2	6	0	2	0	0	26	
05	REDMOND, Shon		5-13	0-0	0-1	2	3	5	4	10	1	7	0	1	22	
10	HUDSON, Lauren		0-0	0-0	0-0	0	0	0	0	0	0	0	0	0	3	
15	RAZOR, Nicole		0-1	0-0	0-0	0	0	0	0	0	0	1	0	0	2	
21	COCHRAM, Shannen		1-2	0-0	1-2	2	2	4	5	3	0	0	0	0	14	
22	FARMER, Jessica		1-3	0-0	0-0	1	1	2	3	2	0	2	1	2	20	
32	CARTER, Autumn		0-5	0-0	0-0	0	0	0	1	0	0	0	0	0	8	
Team							2 1 3									
Totals			16-54	2-7	10-13	16	17	33	23	44	4	22	3	7	200	
FG % 1st Half: 10-25			40.0%		2nd half: 6-29	20.7%		Game: 16-54	29.6%						Deadball	
3FG % 1st Half: 1-2			50.0%		2nd half: 1-5	20.0%		Game: 2-7	28.6%						Rebounds	
FT % 1st Half: 4-4			100.0		2nd half: 6-9	66.7%		Game: 10-13	76.9%						1,1	

**South Carolina 77 • 1-0**

#	Player		Total		3-Ptr		Rebounds			PF	TP	A TO Blk Stl				Min	
			FG	FGA	FG	FGA	FT	FTA	Off			Def	Total	A	TO		Blk
21	BRUNER, Ashley	f	7-11	0-0	1-5	3	0	3	0	15	0	2	0	0	0	24	
24	WELCH, Aleighsa	f	4-6	0-0	1-2	5	4	9	1	9	1	2	0	3	0	25	
03	WALKER, Ieasia	g	5-12	0-3	3-3	3	1	4	1	13	4	1	0	3	24		
20	WHITE, Sancheon	g	4-6	0-0	0-0	0	1	1	1	8	2	0	0	0	13		
25	MITCHELL, Tiffany	g	4-6	0-1	1-2	0	2	2	1	9	3	1	0	1	23		
05	SESSIONS, Khadijah		3-7	0-1	2-3	0	0	0	1	8	0	1	0	0	10		
12	MONTOUT, Wilka		0-3	0-2	1-4	2	0	2	2	1	2	1	0	1	18		
15	DAVIS, Tiffany		2-4	0-1	2-2	1	2	3	1	6	3	2	0	5	20		
31	DOZIER, Asia		0-8	0-6	4-7	4	6	10	4	4	0	2	1	0	26		
33	IBIAM, Elem		2-7	0-0	0-2	6	5	11	0	4	0	3	2	1	17		
Team							5			3			8				
Totals			31-70		0-14		15-30		29		24		53		12 77 15 15 3 14 200		
FG % 1st Half: 17-30			56.7%		2nd half: 14-40		35.0%		Game: 31-70		44.3%		Deadball				
3FG % 1st Half: 0-3			0.0%		2nd half: 0-11		0.0%		Game: 0-14		0.0%		Rebounds				
FT % 1st Half: 7-13			53.8%		2nd half: 8-17		47.1%		Game: 15-30		50.0%		7				

Officials: Kelly Johnson, Ed Sidlasky, Kim Thebo  
 Technical fouls: Elon-None. South Carolina-None.  
 Attendance: 2912

Score by periods	1st	2nd	Total
Elon	25	19	44
South Carolina	41	36	77

Last FG - ELON 2nd-05:13, SC 2nd-01:11.  
 Largest lead - ELON None, SC by 33 2nd-01:11.

Score tied - 0 times.  
 Lead changed - 0 times.



Official Basketball Box Score -- Game Totals -- Final Statistics  
**South Carolina vs Louisiana Tech**  
 11/12/12 7 p.m. at Thomas Assembly Center Ruston, La.



**South Carolina 82 • 2-0, 0-0 SEC**

#	Player		Total		3-Ptr		Rebounds			PF	TP	A TO Blk Stl				Min	
			FG-FGA	FG-FGA	FT-FTA	Off	Def	Tot	A			TO	Blk	Stl			
02	WALKER, Teasia	*	3-10	3-6	1-2	1	2	3	2	10	8	1	1	2	35		
20	WHITE, Sancheon	*	2-7	0-1	0-0	5	3	8	2	4	2	1	1	2	33		
21	BRUNER, Ashley	*	8-10	0-0	1-3	0	2	2	3	17	3	0	0	0	22		
24	WELCH, Aleighsa	*	4-6	0-0	6-8	4	4	8	3	14	1	0	2	2	26		
25	MITCHELL, Tiffany	*	5-11	0-2	3-4	2	6	8	2	13	0	2	0	0	25		
05	SESSIONS, Khadijah		1-1	0-0	1-2	1	0	1	0	3	1	1	0	1	8		
12	MONTOUT, Wilka		4-10	1-2	3-4	1	2	3	3	12	0	1	0	0	23		
15	DAVIS, Tiffany		1-1	1-1	1-2	0	1	1	0	4	0	0	0	0	6		
31	DOZIER, Asia		2-5	1-4	0-0	1	1	2	2	5	5	0	0	2	22		
Team							0 6 6					1					
Totals			30-61	6-16	16-25	15	27	42	17	82	20	7	4	9	200		
FG % 1st Half: 14-33			42.4%		2nd half: 16-28	57.1%		Game: 30-61			49.2%		Deadball				
3FG % 1st Half: 4-9			44.4%		2nd half: 2-7	28.6%		Game: 6-16			37.5%		Rebounds				
FT % 1st Half: 8-12			66.7%		2nd half: 8-13	61.5%		Game: 16-25			64.0%		4				

**Louisiana Tech 58 • 0-2, 0-0 WAC**

#	Player		Total		3-Ptr		Rebounds			PF	TP	A TO Blk Stl				Min
			FG-FGA	FG-FGA	FT-FTA	Off	Def	Tot	A			TO	Blk	Stl		
01	Borum, Janay	*	2-6	0-0	0-0	0	1	1	2	4	5	4	0	1	20	
02	Frazier, Whitney	*	1-7	0-1	1-2	0	2	2	4	3	0	1	0	1	23	
04	Vucinic, Jelena	*	0-2	0-1	0-0	0	0	0	1	0	0	0	0	0	17	
10	Lewis, Brittany	*	3-5	1-1	3-4	2	3	5	0	10	0	0	0	0	21	
23	Perry, Lulu	*	6-14	2-7	2-4	0	2	2	0	16	3	2	0	0	38	
00	Hayes, Courtney		2-4	0-1	0-0	1	4	5	3	4	2	0	0	0	13	
03	Bryant, Jasmine		3-6	0-0	4-4	2	2	4	4	10	0	1	0	0	19	
15	Jefferson, Brittney		0-3	0-0	2-6	0	3	3	2	2	0	0	0	1	26	
21	Andrews, Kanedria		0-0	0-0	0-0	0	0	0	2	0	0	1	0	0	6	
30	Anderson, Tavasha		3-4	0-0	3-4	1	0	1	1	9	1	2	0	0	15	
33	Langston, Savanna		0-0	0-0	0-0	0	0	0	0	0	1	0	0	0	2	
Team							0 4 4					1				
Totals			20-51	3-11	15-24	6	21	27	19	58	12	12	0	3	200	
FG % 1st Half: 10-25			40.0%		2nd half: 10-26	38.5%		Game: 20-51	39.2%							Deadball
3FG % 1st Half: 1-4			25.0%		2nd half: 2-7	28.6%		Game: 3-11	27.3%							Rebounds
FT % 1st Half: 6-10			60.0%		2nd half: 9-14	64.3%		Game: 15-24	62.5%							7

Officials: Marlon Ramsey, John Fletcher, Kyle Bacon  
 Technical fouls: South Carolina-None. Louisiana Tech-None.  
 Attendance: 2160

Score by periods	1st	2nd	Total
South Carolina	40	42	82
Louisiana Tech	27	31	58

Last FG - SC 2nd-00:56, LATECH 2nd-01:14.  
 Largest lead - SC by 24 2nd-00:56, LATECH by 1 1st-19:25.

Score tied - 2 times.  
 Lead changed - 1 time.



Official Basketball Box Score -- Game Totals -- Final Statistics  
**Savannah State vs South Carolina**  
 11/15/12 7 p.m. at





Official Basketball Box Score -- Game Totals -- Final Statistics  
**Hampton vs South Carolina**  
11/22/12 2:15 p.m.AST at St. Thomas, U.S. Virgin Islands



**Hampton 34 • 4-1**

#	Player	Total		3-Ptr		Rebounds			PF	TP	A TO Blk Stl				Min
		FG-FGA	FG-FGA	FT-FTA	Off Def Tot	PF	TP	A TO Blk Stl							
13	AVANT, Keiara	f	1-9	0-1	6-6	2	1	3	4	8	0	3	0	1	35
21	BENNETT, Alyssa	f	5-20	1-4	2-6	1	7	8	3	13	0	6	0	2	40
33	WARD, Brielle	f	0-1	0-0	0-0	0	1	1	3	0	0	1	0	0	7
01	COLE, Kenia	g	0-1	0-0	0-2	0	4	4	1	0	2	1	0	3	26
02	HAMILTON, Nicole	g	2-15	0-5	2-2	1	2	3	2	6	3	3	1	3	40
11	PHILIPS, Ariel	g	1-1	0-0	0-0	0	1	1	2	2	0	1	0	2	16
15	JORDAN, Ryan	g	0-2	0-0	0-0	0	0	0	2	0	0	0	0	0	4
23	GUILFORD, JoNiquia	g	0-0	0-0	0-0	0	1	1	0	0	0	0	0	2	5
24	ALLEN, Olivia	g	2-6	1-2	0-0	0	2	2	2	5	0	0	0	0	14
25	BRUNSON, Delia	g	0-0	0-0	0-0	0	0	0	2	0	1	0	0	0	6
42	AUDAIN, Brascia	g	0-2	0-0	0-0	0	1	2	1	0	0	0	0	0	7
Team						5	2	7							
Totals			11-57	2-12	10-16	10	22	32	22	34	6	15	1	13	200

FG % 1st Half: 5-24 20.8% 2nd half: 6-33 18.2% Game: 11-57 19.3%  
3FG % 1st Half: 1-4 25.0% 2nd half: 1-8 12.5% Game: 2-12 16.7%  
FT % 1st Half: 2-4 50.0% 2nd half: 8-12 66.7% Game: 10-16 62.5%

**South Carolina 45 • 5-0**

#	Player	Total		3-Ptr		Rebounds			PF	TP	A TO Blk Stl				Min
		FG-FGA	FG-FGA	FT-FTA	Off Def Tot	PF	TP	A TO Blk Stl							
21	BRUNER, Ashley	f	2-6	0-0	1-9	4	8	12	2	5	2	5	0	1	28
24	WELCH, Aleighsa	f	6-7	0-0	4-6	6	5	11	0	16	1	7	0	1	31
25	MITCHELL, Tiffany	f	2-9	1-3	2-4	0	8	8	3	7	2	4	0	1	27
02	WALKER, Ieasia	g	2-7	2-5	0-0	0	2	2	1	6	1	5	0	0	34
20	WHITE, Sancheon	g	0-3	0-0	0-0	2	4	6	2	0	0	0	0	1	30
05	SESSIONS, Khadijah	g	1-2	0-0	0-0	0	1	1	0	2	1	3	0	0	9
12	MONTOUT, Wilka	g	1-3	1-1	0-0	1	1	2	0	3	0	2	0	1	14
33	DOZIER, Asia	g	1-8	1-4	2-2	0	3	3	3	5	0	2	0	0	19
31	IBIAM, Elem	g	0-1	0-0	1-2	0	5	5	1	1	0	0	1	0	8
Team						5	2	7							
Totals			15-46	5-13	10-27	18	39	57	12	45	7	29	1	5	200

FG % 1st Half: 7-27 25.9% 2nd half: 8-19 42.1% Game: 15-46 32.6%  
3FG % 1st Half: 3-6 50.0% 2nd half: 2-7 28.6% Game: 5-13 38.5%  
FT % 1st Half: 2-4 50.0% 2nd half: 8-23 34.8% Game: 10-27 37.0%

Score by periods	1st	2nd	Total	Points	In	Off	2nd	Fast	
Hampton	13	21	34	Paint	Paint	T/O	Chance	Break	Bench
South Carolina	19	26	45	HAM	12	14	4	6	7
				SC	20	16	15	8	11

Last FG - HAM 2nd-01:40, SC 2nd-02:08.  
Largest lead - HAM None, SC by 15 2nd-11:30.

Score tied - 0 times.  
Lead changed - 0 times.



Official Basketball Box Score -- Game Totals -- Final Statistics  
**DePaul vs South Carolina**  
11/24/12 4:30 p.m.AST at St. Thomas, U.S. Virgin Islands



**DePaul 46 • 5-2**

#	Player	Total		3-Ptr		Rebounds			PF	TP	A TO Blk Stl				Min
		FG-FGA	FG-FGA	FT-FTA	Off Def Tot	PF	TP	A TO Blk Stl							
31	PENNY, Jasmine	f	3-11	1-1	0-0	2	2	4	4	7	0	0	0	0	30
51	HARRY, Katherine	f	5-11	0-2	0-0	2	3	5	3	10	2	2	0	0	31
12	HRYNKO, Brittany	g	1-13	1-8	1-2	2	2	4	3	4	6	5	0	1	38
13	JENKINS, Chanise	g	3-10	0-3	0-0	1	3	4	5	6	2	2	0	0	28
21	ROGOWSKI, Megan	g	5-11	2-4	1-2	4	4	8	1	13	0	1	0	3	34
20	REYNOLDS, Kelsey	g	0-2	0-0	0-0	0	0	0	2	0	2	0	0	1	22
22	SCHULTE, Brooke	g	0-0	0-0	0-0	0	1	1	1	0	0	0	0	0	1
44	HARVEY-CARR, Brandi	g	1-4	0-0	0-0	1	0	1	1	2	0	0	0	0	9
54	SMITH, KELSEY	g	1-2	0-0	2-2	0	0	0	1	4	0	0	0	0	7
Team						1	3	4							
Totals			19-64	4-18	4-6	13	18	31	21	46	12	11	0	6	200

FG % 1st Half: 9-30 30.0% 2nd half: 10-34 29.4% Game: 19-64 29.7%  
3FG % 1st Half: 2-8 25.0% 2nd half: 2-10 20.0% Game: 4-18 22.2%  
FT % 1st Half: 1-2 50.0% 2nd half: 3-4 75.0% Game: 4-6 66.7%

**South Carolina 55 • 7-0**

#	Player	Total		3-Ptr		Rebounds			PF	TP	A TO Blk Stl				Min
		FG-FGA	FG-FGA	FT-FTA	Off Def Tot	PF	TP	A TO Blk Stl							
21	BRUNER, Ashley	f	5-10	0-0	1-7	5	7	12	1	11	0	4	1	1	37
24	WELCH, Aleighsa	f	3-7	0-0	3-6	5	5	10	3	9	1	2	0	0	26
02	WALKER, Ieasia	g	4-11	0-3	3-4	2	4	6	0	11	0	2	1	1	32
20	WHITE, Sancheon	g	5-7	0-1	0-1	2	3	5	2	10	0	1	0	1	35
25	MITCHELL, Tiffany	g	1-5	0-0	4-8	1	5	6	1	6	0	4	0	2	29
05	SESSIONS, Khadijah	g	2-8	0-1	2-3	0	1	1	1	6	0	0	0	0	21
12	MONTOUT, Wilka	g	1-2	0-0	0-0	0	1	1	1	2	0	1	1	0	6
31	DOZIER, Asia	g	0-1	0-1	0-0	0	1	1	0	0	0	0	0	0	4
33	IBIAM, Elem	g	0-0	0-0	0-0	0	1	1	1	0	0	0	0	0	10
Team						0	4	4							
Totals			21-51	0-6	13-29	15	32	47	10	55	1	14	3	5	200

FG % 1st Half: 10-30 33.3% 2nd half: 11-21 52.4% Game: 21-51 41.2%  
3FG % 1st Half: 0-4 0.0% 2nd half: 0-2 0.0% Game: 0-6 0.0%  
FT % 1st Half: 2-5 40.0% 2nd half: 11-24 45.8% Game: 13-29 44.8%

Officials: Dee Kantner, Denise Brooks, Lauren Holtkamp  
Technical fouls: DePaul-None. South Carolina-None.  
Attendance: 2012 Ezybonds Global Payments Paradise Jam Women's Basketball.  
Presented by Basketball Travelers  
South Carolina wins the Reef Division Championship

Score by periods			1st	2nd	Total						
DePaul	21	25	46			Points	In	Off	2nd	Fast	
						DPU	Paint	T/O	Chance	Break	Bench
South Carolina	22	33	55			SC	40	6	10	14	8

Last FG - DPU 2nd-00:49, SC 2nd-03:06.  
Largest lead - DPU by 3 2nd-17:45, SC by 14 2nd-03:06.

Score tied - 3 times.  
Lead changed - 5 times.



Official Basketball Box Score -- Game Totals -- Final Statistics  
**South Carolina vs Florida Gulf Coast**  
11/23/12 4:30 p.m.AST at St. Thomas, U.S. Virgin Islands



**South Carolina 65 • 6-0**

#	Player	Total		3-Ptr		Rebounds			PF	TP	A TO Blk Stl				Min
		FG-FGA	FG-FGA	FT-FTA	Off Def Tot	PF	TP	A TO Blk Stl							
21	BRUNER, Ashley	f	7-12	0-1	1-3	3	1	4	2	15	1	3	0	1	27
24	WELCH, Aleighsa	f	6-7	0-0	2-3	6	5	11	1	14	0	1	0	0	23
02	WALKER, Ieasia	g	2-6	2-5	0-0	0	1	1	0	6	2	2	0	0	25
20	WHITE, Sancheon	g	5-11	1-1	0-1	3	2	5	0	11	2	2	0	3	29
25	MITCHELL, Tiffany	g	3-7	0-0	2-2	5	6	11	1	8	3	3	0	1	28
05	SESSIONS, Khadijah	g	2-5	1-3	0-0	1	0	1	2	5	2	1	0	1	21
12	MONTOUT, Wilka	g	1-4	0-0	0-0	3	2	5	3	2	1	1	0	0	16
31	DOZIER, Asia	g	1-6	0-5	0-0	1	0	1	5	2	1	2	0	0	16
33	IBIAM, Elem	g	0-3	0-0	2-4	1	3	4	0	2	0	0	0	0	15
Team						1	2	3							
Totals			27-61	4-15	7-13	24	22	46	14	65	12	15	0	6	200

FG % 1st Half: 14-29 48.3% 2nd half: 13-32 40.6% Game: 27-61 44.3%  
3FG % 1st Half: 3-9 33.3% 2nd half: 1-6 16.7% Game: 4-15 26.7%  
FT % 1st Half: 1-3 33.3% 2nd half: 6-10 60.0% Game: 7-13 53.8%

**Florida Gulf Coast 46 • 2-3**

03	MEADOR, Katie	f	1-1	0-0	0-0	3	0	3	5	2	1	2	0	0	24	
02	GRADINJAN, Taylor	g	1-5	1-3	1-2	0	3	3	1	4	0	2	0	0	21	
05	HANSEN, Sarah	g	7-12	1-4	3-4	3	3	6	2	18	3	0	0	1	29	
23	ADAMS, Betsy	g	0-6	0-6	0-0	0	1	1	3	0	2	4	0	2	36	
30	ALLAMSTRONG, Joyce	g	2-7	2-6	0-0	0	2	5	5	6	0	3	0	2	25	
04	MURRELL, Bethany		0-1	0-1	0-0	1	0	1	1	0	0	0	0	0	6	
11	MOORE, Amanda		1-1	1-1	2-2	0	0	0	1	5	0	1	0	1	12	
12	HAAS, Stephanie		0-1	0-1	0-0	0	0	0	0	0	1	2	0	0	10	
13	CHATZIGIAKOU,Anth		2-6	2-6	0-0	0	1	1	1	6	2	1	1	0	17	
21	GLUESING, Jaime		2-4	0-1	1-3	0	1	1	0	5	0	1	1	0	20	
Team						1	1	2								
Totals			16-44	7-29	7-11	8	12	20	19	46	9	16	2	6	200	
FG % 1st Half: 10-23 43.5%			2nd half: 6-21 28.6%	Game: 16-44 36.4%												Deadball Rebounds 0,2
3FG % 1st Half: 5-16 31.3%			2nd half: 2-13 15.4%	Game: 7-29 24.1%												
FT % 1st Half: 1-2 50.0%			2nd half: 6-9 66.7%	Game: 7-11 63.6%												



Official Basketball Box Score -- Game Totals -- Final Statistics  
**#-/24 South Carolina vs Seton Hall**  
 12/2/12 2:00 PM at South Orange, N.J. (Walsh Gymnasium)



**#-/24 South Carolina 55 • 9-0**

#	Player		Total		3-Ptr		Rebounds			PF	TP	A TO Blk Stl				Min
			FG-FGA	FG-FGA	FT-FTA	Off	Def	Tot								
21	BRUNER, Ashley	f	4-8	0-1	1-4	3	4	7	1	9	2	3	0	5	30	
24	WELCH, Aleighsa	f	5-11	0-0	4-4	7	3	10	1	14	0	2	0	1	32	
02	WALKER, Ieasia	g	2-7	2-5	0-3	1	2	3	2	6	1	4	1	1	36	
20	WHITE, Sancheon	g	2-6	0-2	4-4	1	0	1	0	8	0	0	1	1	26	
25	MITCHELL, Tiffany	g	4-7	2-2	3-9	3	8	11	3	13	1	4	0	1	28	
05	SESSIONS, Khadijah		1-5	0-2	1-3	1	0	1	0	3	1	0	0	2	15	
12	MONTOUT, Wilka		1-4	0-1	0-1	1	0	1	0	2	0	0	0	0	11	
31	DOZIER, Asia		0-1	0-0	0-0	0	1	1	0	0	0	0	0	0	10	
33	IBIAM, Elem		0-4	0-0	0-0	0	1	1	1	0	0	0	1	0	12	
	Team					0	2	2				1				
	Totals		19-53	4-13	13-28	17	21	38	8	55	5	14	3	11	200	

FG % 1st Half: 10-31 32.3% 2nd half: 9-22 40.9% Game: 19-53 35.8% Deadball Rebounds 9,2  
 3FG % 1st Half: 1-7 14.3% 2nd half: 3-6 50.0% Game: 4-13 30.8%  
 FT % 1st Half: 3-9 33.3% 2nd half: 10-19 52.6% Game: 13-28 46.4%

**Seton Hall 42 • 3-5**

#	Player		Total	3-Ptr	Rebounds					PF	TP					Min
			FG-FGA	FG-FGA	FT-FTA	Off	Def	Tot	A			TO	Blk	Stl		
13	MASEKO, Alexandra	f	4-6	0-0	0-0	0	0	0	4	8	1	2	0	1	22	
44	JOHNSON, Janee	f	3-8	0-0	0-0	2	7	9	2	6	0	2	2	1	35	
02	MORRIS, Brittany	g	4-11	2-4	0-0	0	5	5	3	10	2	2	0	1	38	
05	BROWN, Alexis	g	3-5	0-0	1-2	0	1	1	5	7	3	5	0	3	28	
11	SIMMONS, Ka-Deidre	g	3-7	1-1	0-0	0	1	1	1	7	5	4	0	4	39	
01	RICHARDSON-SMITH,		0-4	0-1	0-0	0	1	1	0	0	0	1	2	0	8	
03	EKEDIGWE, Chizoba		0-1	0-0	0-0	1	1	2	5	0	0	2	1	0	10	
15	WEBB, Brittany		0-0	0-0	0-0	0	1	1	2	0	0	1	0	1	5	
22	GREEN, Terry		1-3	1-2	0-0	0	3	3	1	3	0	0	0	0	9	
55	JONES, Breanna		0-0	0-0	1-2	0	0	0	0	1	0	0	0	0	6	
Team						0	3	3			1					

FG % 1st Half: 10-21 47.6% 2nd half: 8-24 33.3% Game: 18-45 40.0% Deadball Rebounds 3  
 3FG % 1st Half: 1-2 50.0% 2nd half: 3-6 50.0% Game: 4-8 50.0%  
 FT % 1st Half: 1-2 50.0% 2nd half: 1-2 50.0% Game: 2-4 50.0%

Officials: Denise Brooks, Amy Bonner, Ed Sidlasky  
 Technical fouls: #-/24 South Carolina-None. Seton Hall-TEAM.  
 Attendance: 432  
 Unsporting Technical Foul on SHU HC Anne Donovan with 9:01 remaining in 2nd half.

Score by periods	1st	2nd	Total
#-/24 South Carolina	24	31	55
Seton Hall	22	20	42

Last FG - SC 2nd-00:31, SHU 2nd-01:07.  
 Largest lead - SC by 16 2nd-04:04, SHU by 6 1st-05:14.

Score tied - 2 times.  
 Lead changed - 5 times.



Official Basketball Box Score -- Game Totals -- Final Statistics  
**#1/1 Stanford vs #21/17 South Carolina**  
 12/19/12 7:40 p.m. at Columbia, S.C./Colonial Life Arena



**#1/1 Stanford 53 • 10-0**

#	Player		Total	3-Ptr	Rebounds					PF	TP	A TO Blk Stl				Min
			FG-FGA	FG-FGA	FT-FTA	Off	Def	Tot	PF			TP	A	TO	Blk	
03	Ruef, Mikaela	f	2-3	0-0	0-0	0	6	6	3	4	0	1	0	0	22	
13	Ogwumike, Chiney	f	8-16	0-0	5-7	2	13	15	3	21	0	4	4	0	40	
44	Tinkle, Joslyn	f	0-1	0-0	0-0	1	6	7	3	0	1	2	7	1	36	
31	Kokenis, Toni	g	4-13	0-1	7-7	0	1	1	4	15	0	3	0	1	35	
33	Orange, Amber	g	5-11	0-0	1-1	1	3	4	1	11	3	7	0	2	37	
04	Greenfield, Taylor		0-1	0-1	0-0	0	0	0	0	0	0	0	0	0	11	
23	Camp, Jasmine		0-0	0-0	0-0	0	0	0	0	0	0	1	0	0	3	
25	Payne, Erica		0-0	0-0	0-0	0	0	0	0	0	0	0	0	0	3	
41	Samuelson, Bonnie		0-2	0-2	2-2	1	2	3	1	2	0	0	0	0	13	
	Team					4	2	6								
Totals			19-47	0-4	15-17	9	33	42	15	53	4	18	11	4	200	

FG % 1st Half: 9-23 39.1% 2nd half: 10-24 41.7% Game: 19-47 40.4% Deadball Rebounds 1,1  
 3FG % 1st Half: 0-3 0.0% 2nd half: 0-1 0.0% Game: 0-4 0.0%  
 FT % 1st Half: 6-8 75.0% 2nd half: 9-9 100.0% Game: 15-17 88.2%

**#21/17 South Carolina 49 • 10-1**

#	Player		Total	3-Ptr	Rebounds					PF	TP	A TO Blk Stl				Min
			FG-FGA	FG-FGA	FT-FTA	Off	Def	Tot								
21	BRUNER, Ashley	f	1-9	0-0	3-4	2	6	8	3	5	1	2	0	2	35	
24	WELCH, Aleighsa	f	7-10	0-0	3-6	1	4	5	3	17	2	0	0	0	34	
02	WALKER, Ieasia	g	5-15	2-5	3-4	1	2	3	4	15	3	0	0	4	35	
20	WHITE, Sancheon	g	2-9	1-3	0-0	3	0	3	1	5	0	1	1	1	34	
25	MITCHELL, Tiffany	g	1-13	0-3	0-0	2	3	5	3	2	0	3	1	2	34	
05	SESSIONS, Khadijah		0-1	0-1	0-0	0	0	0	1	0	0	0	0	0	9	
12	MONTOUT, Wilka		0-0	0-0	0-0	0	0	0	2	0	0	0	0	0	3	
31	DOZIER, Asia		2-4	1-3	0-0	0	0	0	1	5	0	0	0	0	8	
33	IBIAM, Elem		0-2	0-0	0-0	2	1	3	1	0	0	1	0	1	8	
	Team					2	2	4								
Totals			18-63	4-15	9-14	13	18	31	19	49	6	7	2	10	200	

FG % 1st Half: 8-33 24.2% 2nd half: 10-30 33.3% Game: 18-63 28.6% Deadball Rebounds 3,2  
 3FG % 1st Half: 1-4 25.0% 2nd half: 3-11 27.3% Game: 4-15 26.7%  
 FT % 1st Half: 2-3 66.7% 2nd half: 7-11 63.6% Game: 9-14 64.3%

Officials: Lisa Mattingly, Tina Napier, Michael Price  
 Technical fouls: #1/1 Stanford-None. #21/17 South Carolina-None.  
 Attendance: 8118

Score by periods	1st	2nd	Total
#1/1 Stanford	24	29	53
#21/17 South Carolina	19	30	49

Last FG - STAN 2nd-00:53, SC 2nd-00:03.  
 Largest lead - STAN by 7 1st-09:15, SC by 2 2nd-04:32.

Score tied - 5 times.  
 Lead changed - 6 times.



Official Basketball Box Score -- Game Totals -- Final Statistics  
**Furman vs #-/21 South Carolina**  
 12/9/12 3 p.m. at Columbia, S.C./Colonial Life Arena



**Furman 35 • 3-5**

#	Player		Total		3-Ptr		Rebounds			PF	TP	A TO Blk Stl				Min	
			FG-FGA	FG-FGA	FT-FTA	Off	Def	Tot									
21	WILKINS, Holli	f	1-6	0-0	2-2	0	2	2	4	4	0	3	0	0	0	27	
33	GRISWOLD, Teshia	f	2-9	1-5	4-4	2	2	4	0	9	1	0	0	0	0	38	
03	NORWOOD, Erica	g	2-10	0-1	0-0	0	4	4	4	4	1	6	0	0	0	24	
15	BRYAN, Savonia	g	0-2	0-0	0-0	0	4	4	2	0	0	2	0	0	0	20	
31	HODGES, Brittany	g	3-6	0-0	4-4	3	4	7	4	10	0	3	1	0	0	38	
11	REIMER, Courtney		0-0	0-0	0-0	0	0	0	0	0	0	0	1	0	0	2	
12	ELLIS, Kelsey		0-1	0-0	0-0	0	1	1	0	0	0	0	0	0	0	9	
14	MURPHY, Kaitlin		2-7	1-2	0-0	1	1	2	1	5	0	5	0	0	0	21	
20	THOMPSON, Raegan		1-4	1-2	0-0	0	1	1	0	3	0	1	0	0	0	12	
23	PETERSON, Alexis		0-1	0-0	0-0	1	2	3	0	0	0	2	0	0	0	7	
42	GOODWIN, Shianne		0-0	0-0	0-0	0	0	0	0	0	0	0	0	0	0	2	
Team						2	3	5				2					
Totals				11-46	3-10	10-10	9	24	33	15	35	2	24	2	0	0	200

FG % 1st Half: 5-22 22.7% 2nd half: 6-24 25.0% Game: 11-46 23.9% Deadball Rebounds 0  
 3FG % 1st Half: 0-3 0.0% 2nd half: 3-7 42.9% Game: 3-10 30.0%  
 FT % 1st Half: 10-10 100.0 2nd half: 0-0 0.0% Game: 10-10 100.0

**#-/21 South Carolina 69 • 10-0**

#	Player		Total		3-Ptr		Rebounds			PF	TP					Min
			FG-FGA	FG-FGA	FT-FTA	Off	Def	Tot	A			TO	Blk	Stl		
21	BRUNER, Ashley	f	1-6	0-0	0-0	4	1	5	2	2	1	2	2	1	21	
24	WELCH, Aleighsa	f	3-4	0-0	5-6	2	1	3	0	11	0	1	0	0	17	
02	WALKER, Ieasia	g	4-10	0-3	1-1	1	2	3	1	9	1	1	0	5	21	
20	WHITE, Sancheon	g	1-6	0-1	0-0	1	1	2	1	2	2	0	2	3	23	
25	MITCHELL, Tiffany	g	8-13	0-1	0-2	2	2	4	1	16	1	2	0	5	29	
05	SESSIONS, Khadijah		2-5	0-3	3-4	0	2	2	1	7	2	1	1	1	23	
12	MONTOUT, Wilka		4-9	0-2	2-2	2	1	3	1	10	1	0	2	0	23	
31	DOZIER, Asia		1-5	1-5	1-2	0	2	2	2	4	0	0	1	0	21	
33	IBIAM, Elem		4-8	0-0	0-2	3	6	9	2	8	1	1	1	0	22	
Team						1	6	7								
Totals			28-66	1-15	12-19	16	24	40	11	69	9	8	9	15	200	



# **2012-13 South Carolina Basketball** **South Carolina Points-Rebounds-Assists (as of Dec 20, 2012)** **All games**



Opponent	Date	Score	02	05	12	15	20	21	24	25	31	33
			WALKER,JEA	SESSIONS,K	MONTOUT,W	DAVIS,TIFF	WHITE,SANIC	BRUNER,AS	WELCH,ALEI	MITCHELL,T	DOZIER,ASI	IBIAM,ELEM
ELON	11/09/12	77-44 w	13-4-4	8-0-0	1-2-2	6-3-3	8-1-2	15-3-0	9-9-1	9-2-3	4-10-0	4-11-0
at LATECH	11/12/12	82-58 w	10-3-8	3-1-1	12-3-0	4-1-0	4-8-2	17-2-3	14-8-1	13-8-0	5-2-5	DNP
SSU	11/15/12	78-47 w	10-1-5	6-3-4	9-6-0	2-0-1	9-4-1	8-12-1	13-12-0	10-5-4	11-3-2	DNP
CU	11/18/12	64-43 w	9-8-4	3-1-1	4-1-1	DNP	3-6-0	16-8-0	7-6-0	16-6-2	0-5-1	6-0-0
vs HAM	11/22/12	45-34 w	6-2-1	2-1-1	3-2-0	DNP	0-6-0	5-12-2	16-11-1	7-8-2	5-3-0	1-5-0
vs FGCU	11/23/12	65-46 w	6-1-2	5-1-2	2-5-1	DNP	11-5-2	15-4-1	14-11-0	8-11-3	2-1-1	2-4-0
vs DPU	11/24/12	55-46 w	11-6-0	6-1-0	2-1-0	DNP	10-5-0	11-12-0	9-10-1	6-6-0	0-1-0	0-1-0
DREXEL	11/28/12	58-55 w	6-2-2	3-0-0	0-0-0	DNP	5-4-2	12-8-2	12-15-0	14-2-1	3-1-1	3-3-0
at SHU	12/2/12	55-42 w	6-3-1	3-1-1	2-1-0	DNP	8-1-0	9-7-2	14-10-0	13-11-1	0-1-0	0-1-0
FUR	12/9/12	69-35 w	9-3-1	7-2-2	10-3-1	DNP	2-2-2	2-5-1	11-3-0	16-4-1	4-2-0	8-9-1
STAN	12/19/12	49-53 L	15-3-3	0-0-0	0-0-0	DNP	5-3-0	5-8-1	17-5-2	2-5-0	5-0-0	0-3-0



## 2012-13 South Carolina Basketball

### South Carolina Team Game-by-Game Comparison (as of Dec 20, 2012)

#### All games



Opponent	1st	2nd	Score	Mar	Total FG	FG Pct	3-Pointers	3FG Pct	Free Throws	FT Pct	Rebounds	Assist	T/Over	Block	Steal	Fouls	
ELON	41/25	36/19	77-44	+33	31-70/16-54	.443/.296	0-14/2-7	.000/.286	15-30/10-13	.500/.769	53/33	+20	15/4	15/22	3/3	14/7	12/23
Louisiana Tech	40/27	42/31	82-58	+24	30-61/20-51	.492/.392	6-16/3-11	.375/.273	16-25/15-24	.640/.625	42/27	+15	20/12	7/12	4/0	9/3	17/19
SAVANNAH STATE	40/20	38/27	78-47	+31	31-67/18-50	.463/.360	9-25/2-5	.360/.400	7-13/9-16	.538/.563	50/26	+24	18/8	12/12	1/5	4/6	14/13
CLEMSON	31/18	33/25	64-43	+21	21-53/11-46	.396/.239	0-14/1-10	.000/.100	22-35/20-24	.629/.833	46/28	+18	9/6	21/20	2/7	13/10	19/30
Hampton	19/13	26/21	45-34	+11	15-46/11-57	.326/.193	5-13/2-12	.385/.167	10-27/10-16	.370/.625	57/32	+25	7/6	29/15	1/1	5/13	12/22
Florida Gulf Coast	32/26	33/20	65-46	+19	27-61/16-44	.443/.364	4-15/7-29	.267/.241	7-13/7-11	.538/.636	46/20	+26	12/9	15/16	0/2	6/6	14/19
DePaul	22/21	33/25	55-46	+9	21-51/19-64	.412/.297	0-6/4-18	.000/.222	13-29/4-6	.448/.667	47/31	+16	1/12	14/11	3/0	5/6	10/21
DREXEL	22/36	33/19	58-55	+3	21-62/22-52	.339/.423	7-17/7-12	.412/.583	9-20/4-6	.450/.667	38/37	+1	8/12	10/17	7/7	13/4	9/15
Seton Hall	24/22	31/20	55-42	+13	19-53/18-45	.358/.400	4-13/4-8	.308/.500	13-28/2-4	.464/.500	38/26	+12	5/11	14/20	3/5	11/11	8/23
FURMAN	37/20	32/15	69-35	+34	28-66/11-46	.424/.239	1-15/3-10	.067/.300	12-19/10-10	.632/1000	40/33	+7	9/2	8/24	9/2	15/0	11/15
#1/1 STANFORD	19/24	30/29	49-53	(4)	18-63/19-47	.286/.404	4-15/0-4	.267/.000	9-14/15-17	.643/.882	31/42	(11)	6/4	7/18	2/11	10/4	19/15

Note: Game totals are displayed in the format TEAM/OPPONENT for each category





**2012-13 South Carolina Basketball**  
**South Carolina Game-by-Game Highs (as of Dec 20, 2012)**  
**All games**



Opponent	Date	Score	Points	Rebounds	Assists	Steals	Blocked shots
ELON	11/09/12	77-44	15-BRUNER, Ashley	11-IBIAM, Elem	4-WALKER, leasia	5-DAVIS, Tiffany	2-IBIAM, Elem
at Louisiana Tech	11/12/12	82-58	17-BRUNER, Ashley	8-WELCH, Aleighsa MITCHELL, Tiffany WHITE, Sancheon	8-WALKER, leasia	2-WHITE, Sancheon WALKER, leasia WELCH, Aleighsa DOZIER, Asia	2-WELCH, Aleighsa
SAVANNAH STATE	11/15/12	78-47	13-WELCH, Aleighsa	12-BRUNER, Ashley WELCH, Aleighsa	5-WALKER, leasia	3-SESSIONS, Khadij	1-MONTOUT, Wilka
CLEMSON	11/18/12	64-43	16-MITCHELL, Tiffany BRUNER, Ashley	8-BRUNER, Ashley WALKER, leasia	4-WALKER, leasia	4-WALKER, leasia	1-WELCH, Aleighsa WHITE, Sancheon
vs Hampton	11/22/12	45-34	16-WELCH, Aleighsa	12-BRUNER, Ashley	2-MITCHELL, Tiffany BRUNER, Ashley	1-MONTOUT, Wilka WELCH, Aleighsa MITCHELL, Tiffany WHITE, Sancheon BRUNER, Ashley	1-IBIAM, Elem
vs Florida Gulf Coast	11/23/12	65-46	15-BRUNER, Ashley	11-WELCH, Aleighsa MITCHELL, Tiffany	3-MITCHELL, Tiffany	3-WHITE, Sancheon	None
vs DePaul	11/24/12	55-46	11-BRUNER, Ashley WALKER, leasia	12-BRUNER, Ashley	1-WELCH, Aleighsa	2-MITCHELL, Tiffany	1-WALKER, leasia BRUNER, Ashley MONTOUT, Wilka
DREXEL	11/28/12	58-55	14-MITCHELL, Tiffany	15-WELCH, Aleighsa	2-WHITE, Sancheon BRUNER, Ashley WALKER, leasia	4-BRUNER, Ashley	4-WHITE, Sancheon
at Seton Hall	12/2/12	55-42	14-WELCH, Aleighsa	11-MITCHELL, Tiffany	2-BRUNER, Ashley	5-BRUNER, Ashley	1-IBIAM, Elem WALKER, leasia WHITE, Sancheon
FURMAN	12/9/12	69-35	16-MITCHELL, Tiffany	9-IBIAM, Elem	2-SESSIONS, Khadij WHITE, Sancheon	5-MITCHELL, Tiffany WALKER, leasia	2-WHITE, Sancheon MONTOUT, Wilka BRUNER, Ashley
#1/1 STANFORD	12/19/12	49-53	17-WELCH, Aleighsa	8-BRUNER, Ashley	3-WALKER, leasia	4-WALKER, leasia	1-WHITE, Sancheon MITCHELL, Tiffany



**2012-13 South Carolina Basketball**  
**South Carolina Combined Team Statistics (as of Dec 19, 2012)**  
**All games**



<b>RECORD:</b>	<b>OVERALL</b>	<b>HOME</b>	<b>AWAY</b>	<b>NEUTRAL</b>
ALL GAMES	10-1	5-1	2-0	3-0
CONFERENCE	0-0	0-0	0-0	0-0
NON-CONFERENCE	10-1	5-1	2-0	3-0

#	Player	gp-gs	min	avg	Total		3-Point		F-Throw		Rebounds								a	to	blk	stl	pts	avg
					fg-fga	fg%	3fg-fga	3fg%	ft-fa	ft%	off	def	tot	avg	pf	dq								
24	WELCH, Aleighsa	11-11	303	27.5	50-75	.667	1-1	1.000	35-52	.673	51	49	100	9.1	15	0	6	21	3	8	136	12.4		
21	BRUNER, Ashley	11-11	310	28.2	50-107	.467	0-2	.000	15-52	.288	38	43	81	7.4	19	0	13	29	5	18	115	10.5		
25	MITCHELL, Tiffany	11-11	309	28.1	45-105	.429	6-19	.316	18-40	.450	20	48	68	6.2	22	0	17	26	1	19	114	10.4		
02	WALKER, leasia	11-11	345	31.4	33-99	.333	15-47	.319	20-32	.625	13	23	36	3.3	15	0	31	28	4	22	101	9.2		
20	WHITE, Sancheon	11-11	303	27.5	26-72	.361	4-15	.267	9-12	.750	20	25	45	4.1	17	0	11	6	10	15	65	5.9		
05	SESSIONS, Khadijah	11-0	157	14.3	16-42	.381	2-15	.133	12-22	.545	6	5	11	1.0	8	0	12	11	1	9	46	4.2		
12	MONTOUT, Wilka	11-0	159	14.5	17-55	.309	3-14	.214	8-13	.615	16	8	24	2.2	17	0	5	9	4	3	45	4.1		
15	DAVIS, Tiffany	3-0	40	13.3	4-8	.500	1-4	.250	3-4	.750	1	3	4	1.3	2	0	4	2	0	5	12	4.0		
31	DOZIER, Asia	11-0	182	16.5	12-60	.200	8-46	.174	7-11	.636	10	19	29	2.6	21	1	10	8	2	4	39	3.5		
33	IBIAM, Elem	9-0	117	13.0	9-30	.300	0-0	.000	6-15	.400	14	23	37	4.1	9	0	1	6	5	2	24	2.7		
	Team										22	31	53					6						
	Total.....	11	2225		262-653	.401	40-163	.245	133-253	.526	211	277	488	44.4	145	1	110	152	35	105	697	63.4		
	Opponents.....	11	2225		181-556	.326	35-126	.278	106-147	.721	102	233	335	30.5	215	9	86	187	43	70	503	45.7		

<b>TEAM STATISTICS</b>	<b>SC</b>	<b>OPP</b>
SCORING	697	503
Points per game	63.4	45.7
Scoring margin	+17.6	-
FIELD GOALS-ATT	262-653	181-556
Field goal pct	.401	.326
3 POINT FG-ATT	40-163	35-126
3-point FG pct	.245	.278
3-pt FG made per game	3.6	3.2
FREE THROWS-ATT	133-253	106-147
Free throw pct	.526	.721
F-Throws made per game	12.1	9.6
REBOUNDS	488	335
Rebounds per game	44.4	30.5
Rebounding margin	+13.9	-
ASSISTS	110	86
Assists per game	10.0	7.8
TURNOVERS	152	187
Turnovers per game	13.8	17.0
Turnover margin	+3.2	-
Assist/turnover ratio	0.7	0.5
STEALS	105	70
Steals per game	9.5	6.4
BLOCKS	35	43
Blocks per game	3.2	3.9
ATTENDANCE	23696	3929
Home games-Avg/Game	6-3949	2-1296
Neutral site-Avg/Game	-	3-446

<b>Date</b>	<b>Opponent</b>		<b>Score</b>	<b>Att.</b>
11/09/12	ELON	w	77-44	2912
11/12/12	at Louisiana Tech	w	82-58	2160
11/15/12	SAVANNAH STATE	w	78-47	2480
11/18/12	CLEMSON	w	64-43	4893
< 11/22/12	vs Hampton	w	45-34	424
< 11/23/12	vs Florida Gulf Coast	w	65-46	486
< 11/24/12	vs DePaul	w	55-46	427
11/28/12	DREXEL	Wot	58-55	2675
12/2/12	at Seton Hall	w	55-42	432
12/9/12	FURMAN	w	69-35	2618
12/19/12	#1/1 STANFORD	L	49-53	8118

< = U.S. Virgin Islands Paradise Jam (St. Thomas, USVI)

\* = SEC Game

^ = SEC Tournament (Duluth, Ga.)

<b>Score by Periods</b>	<b>1st</b>	<b>2nd</b>	<b>OT</b>	<b>Totals</b>
South Carolina	327	367	3	697
Opponents	252	251	0	503