

SOUTH CAROLINA WOMEN'S BASKETBALL



Be the change.

Game Information

Date: Sunday, January 19, 2014, 3 p.m.
Site: Columbia, S.C. • Colonial Life Arena (18,000)
Tickets: \$7 adult, \$4 youth (17 and under)
TV: None
Radio: WISW 1320 AM (Brad Muller);
 GamecocksOnline.com
Live Video: GamecocksOnline.com
Live Stats: GamecocksOnline.com

South Carolina Gamecocks 16-1, 4-0 SEC

Ranking: 8/8 (AP/Coaches)
Head Coach: Dawn Staley
Record at SC: 108-68 (6th)
Career Rec.: 280-148 (14th)
vs. Alabama: 8-0
Top Scorer: Mitchell (15.8 ppg)
Top Rebounder: Coates (8.0 rpg)



vs.



Alabama Crimson Tide 8-9, 1-3 SEC

Ranking: -/-
Head Coach: Kristy Curry
Rec. at UA: 8-9 (1st)
Career Rec.: 317-158 (15th)
vs. SC: 0-1
Top Scorer: Myers (15.6 ppg)
Top Rebounder: Williams (5.9 rpg)

Series History: SC leads 18-15
In Columbia: SC leads 9-5
In Tuscaloosa: UA leads 8-7
Neutral Site: Tied 2-2

2013-14 Schedule

Nov. 1	North Greenville (Exh.)	W, 96-35
Nov. 8	Charleston Southern	W, 99-29
Nov. 10	Louisiana Tech	W, 68-45
Nov. 14	C. of Charleston (FSSO)	W, 81-54
Nov. 17	Seton Hall	W, 88-67
Nov. 20	at Clemson	W, 68-43
Nov. 23	at San Diego State	W, 88-54
Nov. 25	at Southern Cal (Pac-12)	W, 70-50
Dec. 2	NC Central (FSSO)	W, 79-27
Dec. 8	at Charlotte	W, 76-61
<i>Carolinas Challenge</i>		
Dec. 18	vs. #14/13 North Carolina	L, 66-74
Dec. 20	Winthrop	W, 69-61
Dec. 22	SC State (FSSO)	W, 70-26
Dec. 28	Savannah State (FSSO)	W, 82-40
Jan. 2	at Arkansas*	W, 55-51
Jan. 5	Vanderbilt* (ESPNU)	W, 76-66
Jan. 9	#9/10 Kentucky*	W, 68-59
Jan. 12	at Auburn* (SPSO)	W, 72-66
Jan. 16	at #25/21 Texas A&M* (FSW)	L, 65-67 (ot)
Jan. 19	Alabama*	3 p.m.
Jan. 26	at Vanderbilt* (ESPN2)	2 p.m.
Jan. 30	Mississippi*	7 p.m.
Feb. 2	Missouri*	3 p.m.
Feb. 6	at Mississippi State*	8 p.m.
Feb. 9	Arkansas* (SECTV)	2 p.m.
Feb. 16	at LSU* (ESPN2)	3:30 p.m.
Feb. 20	at Kentucky* (FSSO)	7 p.m.
Feb. 23	Florida* (SPSO)	1 p.m.
Feb. 27	Georgia*	7 p.m.
Mar. 2	at Tennessee* (ESPNU)	2:30 p.m.

* indicates SEC game
 All Times Listed as Eastern and are subject to change
 Television outlet listed in parentheses – FSSO is Fox Sports
 South/Fox Sports Carolinas; SPSO is SportSouth; FSW is
 Fox Sports Southwest; SECTV is SEC over-the-air syndicated
 package













South Carolina Notables

- The Gamecocks are kicking off the SEC's "We Back Pat" week today, wearing special shooting shirts and using various in-game elements to promote and support the Pat Summitt Foundation and its work to find a cure for Alzheimer's.
- South Carolina is 16-2 overall and 4-1 in SEC play for just the second time in school history, matching the start of the 2001-02 team.
- SEC offenses are clearly guard dominated this season with just 23 of the league's top-30 scorers coming from that position. The Gamecocks have the league's most productive frontcourt as the only team with multiple non-guard entries on the list in junior forward Aleighsa Welch (13.9 ppg, 13th) and freshman center Alaina Coates (12.1 ppg, 23rd).
- Between her scoring and assists, sophomore guard Tiffany Mitchell has had a hand in 30.7 percent of the team's scoring this season – 15.8 ppg scoring, 7.1 ppg scored on her assists.
- Center Alaina Coates was named SEC Freshman of the Week for the second-straight week and the third time overall this season. She is the only freshman to rank among the league's top 20 rebounders and top 25 scorers. Coates is averaging 13.4 points and 10.0 rebounds in SEC play, ranking 18th and second, respectively, and joining Kentucky's Samarie Walker as the only players to average a double-double in league games.

Tale of the Tape

Overall	Alabama			Overall	South Carolina		
	SEC Rank	SEC Only	SEC Rank		SEC Rank	SEC Only	SEC Rank
8-9		1-3		Overall Record	16-2		4-1
6-3		1-2		Home Record	10-0		2-0
0-5		0-1		Away Record	6-1		2-1
2-1				Neutral Record	0-1		
67.1	14th	63.2	11th	Points Per Game	74.4	T-7th	67.2
70.2	13th	74.5	13th	Opp. Points Per Game	52.1	2nd	61.8
.406	13th	.391	10th	Field Goal %age	.481	2nd	.450
.424	14th	.459	12th	Opp. Field Goal %age	.337	1st	.336
.315	8th	.282	9th	3-Pt. Field Goal %age	.354	5th	.405
.296	10th	.339	10th	Opp. 3-Pt. Field Goal %age	.259	2nd	.321
.630	13th	.684	8th	Free Throw %age	.641	12th	.649
11.5		9.8		FTs Made Per Game	18.2		17.0
38.8	11th	34.8	13th	Rebounds Per Game	41.5	8th	42.6
-1.5	13th	-7.5	14th	Rebounding Margin	+9.8	2nd	+6.0
12.6	14th	11.3	12th	Assists Per Game	15.4	8th	12.6
-0.5	12th	0.0	T-7th	Turnover Margin	+1.1	9th	-6.6
7.1	13th	7.3	11th	Steals Per Game	7.3	12th	5.4
3.6	8th	3.0	10th	Blocks Per Game	6.7	1st	8.6

2013-14 South Carolina Media Roster

0		<p>India Farmer 6-0 • Freshman • Forward • N. Myrtle Beach, S.C.</p> <p>PPG 0.4 RPG 0.6 APG 0.0 FG% .200 FT% —</p>	<p>LAST GAME: 1 blk in 4 min vs. Savannah St. NOTABLE: Has played in seven games ... First career points and rebounds came against NC Central ... Named Toast of the Coast Player of the Year by <i>The Sun News</i> and earned all-state honors as a senior.</p>	<p>Career Highs Pts: 3 vs. NC Central 12/2/13 Reb: 3 vs. NC Central 12/2/13 A: — S: — Min: 11 vs. NC Central 12/2/13</p>
2		<p>Olivia Gaines 5-7 • Junior • Guard • Chester, S.C.</p> <p>PPG 2.6 RPG 1.7 APG 1.4 FG% .609 FT% .706</p>	<p>LAST GAME: 5 pts, 2 rebs, 1 stl at Texas A&M NOTABLE: Gained confidence and minutes while Sessions out with injury ... Aggressive defender ... Named 2013 Junior/Community College Player of the Year by WBCA ... Helped team to 2013 NJCAA Division II national title.</p>	<p>Career Highs Pts: 7 vs. Savannah St., 12/28/13 Reb: 5 vs. NC Central 12/2/13 A: 5 vs. Char. Sthrn., 11/8/13 S: 3 vs. Char. Sthrn., 11/8/13 Min: 19 vs. Sav. St., 12/28/13</p>
5		<p>Khadijah Sessions 5-8 • Sophomore • Guard • Myrtle Beach, S.C. <i>kub-DEE-zhub SESH-uns</i></p> <p>PPG 7.4 RPG 1.3 APG 3.4 FG% .358 FT% .683</p>	<p>LAST GAME: 2 pts, 3 assts, 1 stl at Texas A&M NOTABLE: Returned vs. UK after missing 5 gms with ankle injury, playing way back into game-shape... Assist leader 5x, has 4 double-figure scoring gms and 4 gms of 5+ assts ... aggressive point guard, building leadership ... Voted a team captain.</p>	<p>Career Highs Pts: 19 vs. Auburn, 2/3/13 Reb: 5 at Florida, 1/20/13 A: 6 vs. NC Central 12/2/13 S: 4, 2x, at San Diego St., 11/23/13 Min: 37 at USC, 11/25/13</p>
12		<p>Wilka Montout 6-3 • Senior • Forward • Cayenne, French Guiana <i>WIL-kub mawn-TOO</i></p> <p>PPG 1.7 RPG 2.5 APG 0.3 FG% .265 FT% .235</p>	<p>LAST GAME: 1 pt, 1 reb at Texas A&M NOTABLE: Career-high 8 rebs vs CofC ... Netted 7 pts in season opener, including a 3-pointer ... Rangy forward who can stretch defenses with her shooting touch ... averaged 10.1 minutes last season, playing in 29 of 33 games.</p>	<p>Career Highs Pts: 12 vs. Savannah St., 11/12/12 Reb: 8 vs. CofC, 11/14/13 B: 2, 2x, vs. CSU, 11/8/13 S: 1, 4x, vs. CSU, 11/8/13 Min: 24 vs. Sav. State, 11/15/12</p>
15		<p>Tiffany Davis 5-7 • R-Freshman • Guard • Houston, Texas</p> <p>PPG 2.4 RPG 1.3 APG 1.1 FG% .361 FT% .500</p>	<p>LAST GAME: 1 reb in 11 min at Texas A&M NOTABLE: Started last six games, showing steady improvement running team ... Learning how to get team organized on both ends and spot up for open shots on offense ... Good shooter ... Fully recovered from knee surgery last fall.</p>	<p>Career Highs Pts: 8 vs. Savannah St., 12/28/13 Reb: 6 at Arkansas, 1/2/14 A: 3, 4x, vs. SC St., 12/22/13 S: 5 vs. Elon, 11/9/12 Min: 30 at Arkansas, 1/2/14</p>
21		<p>LeAnna Morrison 5-5 • R-Sophomore • Guard • Monck's Corner, S.C.</p> <p>PPG 0.7 RPG 0.7 APG 0.3 FG% .111 FT% .625</p>	<p>LAST GAME: 1 pt, 2 rebs vs. Savannah State NOTABLE: Has played in 11 games ... Hit first career field goal against NC Central ... Ran track for two seasons at Charlotte ... Named 2011 All-Lowcountry Female Athlete of the Year by <i>The Post & Courier</i>.</p>	<p>Career Highs Pts: 3 vs. NC Central 12/2/13 Reb: 2, 2x, vs. Sav. St., 12/28/13 A: 1, 3x, at San Diego St., 11/23/13 S: 1 vs. Seton Hall, 11/17/13 Min: 12 vs. NC Central 12/2/13</p>
23		<p>Tina Roy 5-11 • R-Sophomore • Guard • Kaplan, La.</p> <p>PPG 4.1 RPG 2.1 APG 1.7 FG% .292 FT% .647</p>	<p>LAST GAME: 1 pt, 1 reb, 10 min at Texas A&M NOTABLE: Best play of season in last 3 gms ... Key to 1st-half run vs. Kentucky, 11 points in opening 20 min ... Drew 1st career start at Charlotte ... Fully recovered from knee surgery in August 2012.</p>	<p>Career Highs Pts: 15 vs. Presby, 11/27/11 Reb: 6 vs. NC Central, 12/2/13 A: 7 vs. Char. Sthrn., 11/8/13 S: 3 at Charlotte 11/27/11 Min: 31 vs. Vandy, 1/5/14</p>
24		<p>Aleighsa Welch 6-0 • Junior • Forward • Goose Creek, S.C. <i>uh-LEE-sub Welch</i></p> <p>PPG 13.9 RPG 7.8 APG 2.2 FG% .607 FT% .602</p>	<p>LAST GM: 20 pts, 16 rebs, 2 assts, 2 blks at TAMU NOTABLE: Ranks 10th in nation and 1st in SEC in FG%age ... Is 13th in SEC in scoring, 8th in rpg, 6th in off. rebs. ... 4 dbl-dbls ... Named to Naismith Early Season Watch List and preseason All-SEC 1st Team ... Voted team captain.</p>	<p>Career Highs Pts: 23 vs. N. Carolina, 12/18/13 Reb: 17 vs. CofC, 11/14/13 A: 5 vs. Savannah St., 12/28/13 S: 3, 4x, at Charlotte, 12/8/13 Min: 43 at Texas A&M, 1/16/14</p>
25		<p>Tiffany Mitchell 5-9 • Sophomore • Guard • Charlotte, N.C.</p> <p>PPG 15.8 RPG 5.1 APG 3.2 FG% .541 FT% .743</p>	<p>LAST GAME: 19 pts, 8 rebs at Texas A&M NOTABLE: Scored in double figures 17 times and team's top scorer 7 times ... Ranks 8th in SEC in ppg, 3rd in FG %age and steals (2.4), 12th in FT %age ... Avg. 17.8 pts, 6.4 rebs in SEC play, ranking 5th and 15th, respectively.</p>	<p>Career Highs Pts: 22 at USC, 11/25/13 Reb: 11, 5x, at Arkansas, 1/2/14 A: 9 at San Diego St., 11/23/13 S: 6 at Auburn, 1/12/14 Min: 39 vs. Kentucky, 1/9/14</p>
31		<p>Asia Dozier 6-0 • Sophomore • Guard/Forward • Columbia, S.C. <i>Asia DOE-zhur</i></p> <p>PPG 7.3 RPG 2.9 APG 2.4 FG% .368 FT% .640</p>	<p>LAST GAME: 5 pts, 3 rebs at Texas A&M NOTABLE: Scored in double figures five times ... Good all-around games in SEC play so far, esp. non-boxscore items ... Avg. 3.4 assts in SEC play to rank 14th in league ... Earned starting spot with efficiency of play in preseason.</p>	<p>Career Highs Pts: 16, 2x, last at SDSU, 11/23/13 Reb: 10 vs. Elon, 11/9/12 A: 5, 5x, vs. Vandy, 1/5/14 S: 2, 5x, at Charlotte, 12/8/13 Min: 40 at Arkansas, 1/2/14</p>
33		<p>Elem Ibiam 6-4 • Junior • Center • Fayetteville, Ga. <i>ELL-um IB-ee-um</i></p> <p>PPG 9.4 RPG 6.6 BPG 2.5 FG% .532 FT% .667</p>	<p>LAST GAME: 4 pts, 12 rebs, 4 blks at Texas A&M NOTABLE: Leads SEC and is 25th in nation in blocks ... Netted 10+ pts 9 times and blocked at least 3 shots 9 times ... Averaging league-best 2.8 blocks in SEC play ... Having breakthrough season ... Voted a team captain.</p>	<p>Career Highs Pts: 19, 2x, at Charlotte, 12/8/13 Reb: 12 at Texas A&M, 1/16/14 B: 6 vs. Kentucky, 1/9/14 S: 2, 4x, vs. UNC, 12/18/13 Min: 34 at Texas A&M, 1/16/14</p>
41		<p>Alaina Coates 6-4 • Freshman • Center • Irmo, S.C. <i>uh-LAY-nub COATS</i></p> <p>PPG 12.1 RPG 8.0 BPG 2.0 FG% .634 FT% .620</p>	<p>LAST GAME: 8 pts, 5 rebs at Texas A&M NOTABLE: Has 6 dbl-dbls and 4 20-pt gms ... Only fr. to rank both among SEC's top 25 ppg and 20 rpg ... In SEC, 7th in rpg, 23rd in ppg, 3rd in blks ... Avg. 13.4 pts, 10.0 rebs, 2.6 blks in SEC play ... 3-time SEC Freshman of the Week.</p>	<p>Career Highs Pts: 24 vs. Vanderbilt, 1/5/14 Reb: 17 vs. Kentucky, 1/9/14 B: 5 at Arkansas, 1/2/14 S: 2 at Clemson, 11/20/13 Min: 28 vs. Vanderbilt, 1/5/14</p>

Starter

Reserve

Quick Facts

The University

Location: Columbia, S.C.

Founded: 1801

Enrollment: 31,288

Colors: Garnet (PMS 202C) and Black

Nickname: Gamecocks

Conference: Southeastern

President: Dr. Harris Pastides

Athletics Director: Ray Tanner

Facility: Colonial Life Arena (18,000)

Coaching Staff

Head Coach: Dawn Staley

Alma Mater: Virginia, 1992

Overall Record: 280-148 (14th season)

School Record: 108-68 (6th season)

Assoc. Head Coach (Alma Mater):

Lisa Boyer (Ithaca, 1972)

Assistant Coaches (Alma Mater):

Nikki McCray (Tennessee, 1995)

Darius Taylor (Michigan, 2000)

Team Information

2012-13 Record: 25-8

Home: 13-3 Away: 7-3 Neutral: 5-2

SEC Record (Finish): 11-5 (T-4th)

Home: 6-2 Away: 5-3

Letterwinners Returning/Lost: 6/3

Starters Returning/Lost: 2/3

Program History

First Year of Women's Basketball: 1974-75

All-Time Record: 688-497 (40th season)

All-Time SEC Record: 106-198 (23rd season)

NCAA Appearances (Last): 10 (2013)

NCAA Tournament Record: 11-10

Last NCAA Result: L, 69-75, Kansas, Boulder,

Colo., 3/25/13, Second Round

WNIT Appearances (Last): 4 (2011)

WNIT Record: 3-4

Media Relations

Women's Basketball Contact: Diana Koval

Office: 803.777.7977

Cell: 314.369.6050

Email: dkoval@mailbox.sc.edu

Press Row Phone: 803.777.6182

Athletics Department on the Web

Website: GamecocksOnline.com

Twitter: @GamecocksOnline

Facebook: Facebook.com/GamecocksOnline

YouTube: YouTube.com/GamecocksOnline

Women's Basketball on Twitter

Team: @GamecockWBB

Head Coach: @DawnStaley

A South Carolina Win Would...

- Be the Gamecocks' eighth straight over Alabama.
- Make the Gamecocks 5-1 in SEC play for the second time in program history (2001-02)

By the Numbers

- 1 Team with two players listed among both the SEC's overall top 25 in scoring and top 20 rebounding – Aleighsa Welch (13th/8th) and Alaina Coates (23rd/7th)
- 2 Players in the SEC averaging a double-double in league play – Kentucky's Samarie Walker (11.0 ppg/11.3 rpg) and South Carolina's Alaina Coates (13.4 ppg/10.0 rpg)
- 2 Gamecocks who rank among the league's top three in field goal percentage in SEC play – Alaina Coates (2nd) and Tiffany Mitchell (3rd)
- 3 Gamecocks who rank among the league's top 20 scorers in SEC play – Tiffany Mitchell (5th), Alaina Coates (18th) and Aleighsa Welch (19th)
- 4 Gamecocks who rank among the league's top 20 rebounders in SEC play – Alaina Coates (T-2nd), Aleighsa Welch (T-4th), Tiffany Mitchell (T-15th) and Elem Ibiam (T-18th)
- 4 Games this season in which multiple Gamecocks have posted a double-double (LA Tech, CofC, at Ark., UK)
- 5 Points scored by sophomore guard Tiffany Mitchell in the final 20 seconds at Texas A&M (Jan. 16) to tie game and send it to overtime
- 5 Different Gamecocks who have been the team's high scorer in a game this season – Alaina Coates, Asia Dozier, Elem Ibiam, Tiffany Mitchell and Aleighsa Welch
- 6 Blocks needed by Alaina Coates to tie the school record for blocks in a season by a freshman (42 by Lakesha Tolliver in 2004-05)
- 7 Games this season in which sophomore guard Tiffany Mitchell has had a hand in at least one-third of the offense (points plus assists) – highlighted by helping to deliver 52.2 percent of the Gamecocks' 69 points against Winthrop (Dec. 20) – during which the Gamecocks are 6-1
- 7 Blocks needed by junior center Elem Ibiam to move into the program's top 10 in career blocked shots, sharing ninth place with Melanie Johnson (2004-07) and Teresa Geter (2000-02) with 99. Ibiam is currently tied for ninth in single-season blocks at 45.
- 8 Individual 20-point games this season by the Gamecock – four by Alaina Coates (CSU, at SDSU, SC State, Vandy), two by Tiffany Mitchell (at USC, Winthrop) and two by Aleighsa Welch (vs. UNC, at Texas A&M)
- 9 Games in which South Carolina has shot at least 50.0 percent from the field this season after reaching the mark just 12 times in the previous five seasons under Staley
- 10 Games this season in which South Carolina has scored at least 50.0 percent of its points in the paint, including three of at least 60.0 percent of scoring coming from the paint (Chas. Starn., 70.7%; at USC, 60.0%; UK, 61.8%)
- 10 Opponents who have been held to 55 or fewer points by the Gamecocks this season, helping the Gamecocks rank third in the nation in scoring defense (49.9 ppg)
- 14 Shots blocked by South Carolina against No. 9/10 Kentucky (Jan. 9) to set the school record
- 35 Weeks in which the Gamecocks have ranked 10th or higher in the Associated Press poll all-time, including four this season. South Carolina's best ever ranking was No. 2, which it held for three weeks in Dec. 1981.

Alabama Series Notes

The Gamecocks lead the series 18-15 and are in the midst of an eight-game win streak against the Crimson

Current Gamecock Streaks

	Total	Home	Road	Neut.
Overall	L1	W12	L1	L2
SEC	L1	W4	L1	—
Non-Conference	W3	W10	W7	L2
Ranked Teams	L1	W1	L3	L4

Gamecocks in the Rankings

(as of 1/16)

Team	SEC	NCAA	Actual
Scoring Offense	T-7	61	74.4
Scoring Defense	2	3	52.1
Scoring Margin	2	10	+22.4
Field Goal Percentage	2	5	.481
Field Goal %age Def.	1	8	.337
3-Point FG %age	5	48	.354
3-Point FG %age Def.	2	11	.259
3-Point FG Made/Gm.	11	250	4.4
Free Throw Percentage	12	277	.641
Rebounding Offense	8	—	41.5
Rebounding Defense	1	—	31.7
Rebounding Margin	2	15	+9.8
Assists	8	70	15.4
Steals	12	192	7.3
Turnover Margin	9	125	+1.1
Turnovers	—	46	14.3
Assist-to-Turnover Ratio	3	46	1.1
Blocked Shots	1	3	6.7

Alaina Coates	SEC	NCAA	Actual
Scoring	23	—	12.1
Rebounding	7	153	8.0
Blocks	3	50	2.0

Elem Ibiam	SEC	NCAA	Actual
Rebounding	T-18	—	6.6
Blocks	1	25	2.5

Tiffany Mitchell	SEC	NCAA	Actual
Scoring	8	174	15.8
FG Percentage	3	44	.541
FT Percentage	12	—	.743
Steals	3	60	2.4

Aleighsa Welch	SEC	NCAA	Actual
Scoring	13	—	13.9
Rebounding	8	180	7.8
FG Percentage	1	10	.607
Blocks	T-13	228	1.1
Off. Rebounds	6	—	3.4

Staley in the Hall of Fame

Head coach Dawn Staley was enshrined in the Naismith Memorial Basketball Hall of Fame this fall, becoming just the 15th female player to earn the honor based on her individual merits (not as part of a team enshrinement).

Staley's career shone in an era that spawned two professional women's basketball leagues in the United States and forever changed the dreams of the nation's top female players. On the international stage, she collected three Olympic gold medals (1996, 2000, 2004) and was twice named the USA Basketball Female Athlete of the Year (1994, 2004). In the U.S. she turned national high school player of the year honors into a career at Virginia that yielded three All-America seasons, including a 1991 campaign that ended with being named national player of the year. On the professional level, Staley was a five-time WNBA All-Star who was named to the All-Decade Team and one of the 15 most influential players in league history.

Welch Watch on Record Book

South Carolina junior forward Aleighsa Welch has proven to be one of the best offensive rebounders in Gamecock history. She is one of just four Gamecocks all-time to record multiple seasons with at least 100 offensive rebounds, including her 131 O-board mark last season, which ranks second in school history.

In just her third season, Welch already ranks among the program's top 10 in career offensive rebounds.

	Gm	ORebs
1. Marsha Williams (1990-93)	116	427
2. Annie Lester (1997-00)	110	348
3. Jocelyn Penn (1999-03)	117	345
4. Ashley Bruner (2010-13)	128	338
5. Aleighsa Welch (2012-present)	84	296

Tide. South Carolina is 9-5 against Alabama in Columbia, having not lost a game on its home court against the Crimson Tide since Feb. 17, 2000.

South Carolina won both games last season, topping the Crimson Tide in Tuscaloosa 65-53 and posting a 77-35 victory over Alabama in the second round of the SEC Tournament in Duluth, Ga. The inside game was the difference in both games with a pair of Gamecocks recording double-doubles in the regular-season game on Feb. 7, accounting for 31 of the team's 65 points in the game. In the SEC Tournament, center Elem Ibiam came off the bench to score a career-high 19 points and added nine rebounds in just 26 minutes.

Five-Second Count

For the first time in her tenure at South Carolina, head coach Dawn Staley's Gamecocks look different – on the court and in the box score. After seasons of building around defense, Staley finally has a group that is designed for offensive efficiency. The Gamecocks are scoring more (74.4 ppg) and more efficiently (.481 FG %age – 2nd in SEC, 5th in nation) than at any time in the Staley era. And, after seasons of talented guards generating their own offense, Staley's 2013-14 success is predicated on getting the ball inside – three primary post players combine to score 47.7 percent of the team's points – and on ball movement creating the best shots as 59.5 percent of made field goals have been assisted.

Defense is still a staple of the program with the Gamecocks ranking second in the SEC and third in the nation, allowing just 52.1 points per game. Only seven of 18 opponents this season have scored 55 or more points against South Carolina.

January Judgements

In its 40th season of women's basketball, South Carolina is 181-180 (.501) all-time in the month of January, including a 26-22 record (.542) in the sixth season of the Dawn Staley era. The Gamecocks have struggled most on the road in the first month of the year, posting a 108-75 (.590) record at home and a 1-0 mark at a neutral site but just a 63-97 (.394) mark on the road. (Sites for games in the two seasons prior to 1976-77 are not comprehensive, leaving 17 January games unaccounted for in the home/away/neutral ledger.)

Home Sweet Home

With comprehensive records beginning in the 1976-77 season (the third for women's basketball at South Carolina), the Gamecocks are 372-155 (.706) all-time in games played at home, including a 127-58 mark (.686) in Colonial Life Arena. In the sixth season with head coach Dawn Staley at the helm, South Carolina is 62-25 (.713) at home, including one game at Carolina Coliseum in the 2012-13 season. The Gamecocks have won 48 of their last 59 games played in Colonial Life Arena.

Life in the League

South Carolina is 106-198 (.349) all-time in its 23rd season of SEC regular-season play. The Gamecocks are 67-85 (.441) in SEC games played in Columbia with a 39-113 record (.257) on the road. Under head coach Dawn Staley, the Gamecocks have a 42-41 (.506) SEC record, which includes a 2-12 slate in her first season at the helm. The 36 SEC regular-season victories in the previous four seasons are the best four-year mark for the program.

South Carolina finished the 2012-13 season tied for fourth in the SEC, marking the third time the Gamecocks finished among the top four. The program-record 11 SEC wins that season were enough for the second-straight fourth-place finish under head coach Dawn Staley. In fact, since joining the league for the 1991-92 season, South Carolina has finished in the top five just five times with three of those coming under Staley, who has accounted for 37.5 percent of the program's 104 SEC regular-season victories.

Overall, Staley boasts a 141-66 (.681) record in league play, including eight seasons leading her Temple teams to a 99-25 (.798) Atlantic 10 mark.

Freshman Figures

Three-time SEC Freshman of the Week honoree Alaina Coates has put her stamp on the program just 18 games into her career, performing especially well in SEC action. The 6-foot-4 center is the league's second-best freshman rebounder with 8.0 per game overall and is second in the league, regardless of class, with 10.0 rebounds per conference game, which makes her one of two players in the SEC to average a double-double in league play. Overall, Coates is



Around the SEC

	SEC Games			Overall		
	W	L	Pct.	W	L	Pct.
Texas A&M	4	0	1.00	14	4	.778
South Carolina	4	1	.800	16	2	.889
Vanderbilt	4	1	.800	15	3	.833
Florida	3	1	.750	13	4	.764
LSU	3	1	.750	14	3	.823
Tennessee	3	2	.600	14	3	.823
Auburn	2	2	.500	11	6	.647
Kentucky	2	2	.500	14	3	.823
Missouri	2	3	.400	13	5	.722
Alabama	1	3	.250	8	9	.470
Mississippi St.	1	3	.250	14	4	.778
Georgia	1	4	.200	13	5	.722
Arkansas	1	4	.200	14	4	.778
Ole Miss	0	4	.000	9	9	.500

Today's Action

January 19

Georgia at Florida, 1 p.m. (CSS)
 #14/14 LSU at #24/25 Vandy, 2 p.m. (SPSO)
 #10/12 Kentucky at Auburn, 2 p.m. (SECTV)
 Ole Miss at Arkansas, 3 p.m.
 Mississippi State at Texas A&M, 3 p.m.

Recent Results

January 16

#24/25 Vanderbilt def. Ole Miss, 80-74
 Georgia def. Arkansas, 60-58
 Auburn def. Alabama, 61-39
 #14/14 LSU def. Missouri, 87-68
 #12/10 Tennessee def. Mississippi St., 67-63

*Rankings are listed as AP/ESPN Poll
 All Times Eastern; TV Network in ()*

All-Time Records vs. SEC

Opponent	Overall	Under	SEC	SEC	H	A	N	Streak	Last
		Staley	Season	Tourn.					
Alabama	18-15	8-0	13-12	2-2	9-5	7-8	2-2	Won 8	W: 77-35, 3/7/13 (N)
Arkansas	11-17	4-3	11-15	0-2	7-5	4-10	0-2	Won 3	W: 55-51, 1/2/14 (A)
Auburn	17-21	5-3	12-15	1-1	10-7	6-12	1-2	Won 2	W: 72-66, 1/12/14 (A)
Florida	12-20	4-4	10-18	0-2	5-10	7-8	0-2	Won 4	W: 67-56, 3/3/13 (H)
Georgia	7-33	3-6	5-21	1-2	3-14	2-15	2-4	Lost 1	L: 40-42, 1/13/13 (A)
Kentucky	20-31	4-7	16-24	0-1	15-9	5-19	0-3	Won 1	W: 68-59, 1/9/14 (H)
LSU	5-22	2-5	4-22	1-0	3-10	1-12	1-0	Won 1	W: 66-59, 1/17/13 (H)
Ole Miss	16-17	6-2	12-12	2-4	9-4	5-8	2-5	Won 4	W: 62-47, 2/17/13 (A)
Miss. State	13-16	4-3	12-14	0-2	9-5	4-9	0-2	Won 4	W: 58-43, 2/24/13 (H)
Missouri	1-1	0-1	0-1	—	0-0	0-1	1-0	Lost 1	L: 58-65, 2/28/13 (A)
Tennessee	2-44	1-7	1-25	0-3	1-19	1-20	0-5	Lost 2	L: 53-73, 1/3/13 (H)
Texas A&M	0-3	0-3	0-2	0-1	0-1	0-1	0-1	Lost 3	L: 65-57 (ot), 1/14/16 (A)
Vanderbilt	10-21	5-2	10-18	0-2	6-8	3-11	0-2	Won 3	W: 76-66, 1/5/14 (H)
Totals	132-261	46-46	106-198	7-22	77-97	45-134	9-30	Lost 1	

the only freshman in the SEC to rank among both the top 25 scorers and top 20 rebounders (12.4 ppg, 22nd; 8.2 rpg, 6th). She is second in Gamecock freshman history with 36 blocked shots this season, trailing the record of 42 by Lakesha Tolliver (2004-05).

Many of her performances this season already rank among the program's best for a freshman, highlighted by becoming the first Gamecock freshman to post a perfect shooting night with 7-of-7 field goals and 9-of-9 free throws against SC State (Dec. 22) and the first to post double-doubles in her first two SEC contests (later extended to three games). She is one of just six Gamecock freshman to record at least six double-doubles in a season, trailing the freshman record of nine (Kelsey Bone, 2009-10). Coates' 17 rebounds against No. 9/10 Kentucky (Jan. 9) are the most ever by a Gamecock freshman, and her five blocks at Arkansas (Jan. 2) and 15 free throw attempts at San Diego State (Nov. 23) tied the South Carolina freshman records.

Make It, Take It

South Carolina is exhibiting its most efficient offense of the Dawn Staley era so far this season, ranking second in the SEC and fifth in the nation with 48.1 percent accuracy from the field. The Gamecocks have shot 50.0 percent or higher nine times already this season – the most in a season under Staley. In fact, in the previous five seasons, South Carolina hit at least 50.0 percent of its field goal attempts just 12 times combined.

This year's top effort was 60.9 percent against Charleston Southern (Nov. 8) – program best under Staley – followed by a 58.5 percent showing against NC Central (Dec. 2). The Gamecocks made at least 65.0 percent of their attempts in a half five times this season, including a remarkable 73.9 percent (17-of-23) in the second half against Seton Hall (Nov. 17).

Post Presence

South Carolina's trio of primary post players – Alaina Coates, Elem Ibiam and Aleighsa Welch – has been a big key to the Gamecocks' offensive production so far this season. The trio has accounted for 639 of the team's 1,340 points this season – 47.7 percent – and is shooting a combined 59.2 percent from the field. Welch leads the way with 13.9 points per game (13th in SEC) on 60.7 percent shooting. Coates shoots a team-best 63.4 percent from the field for 12.1 points per game (23rd in SEC). Ibiam adds 9.4 points per game on 53.2 percent shooting.

Block Party!

With a pair of 6-foot-4 centers, the Gamecocks are a constant shot-blocking threat, leading the SEC and ranking third in the nation with 6.7 per game. South Carolina swatted away a school-record 14 shots against No. 9/10 Kentucky (Jan. 9) with five different Gamecocks getting into the action.

Junior Elem Ibiam's 2.5 blocks per game lead the league and are 25th in the nation. Her total of 45 this season already ranks ninth in school history (tied with current graduate assistant Petra Ujhelyi's 2001-02 total) with an eye on the school record of 60 set by Lakesha Tolliver in 2006-07. After getting the season off to a solid start with five in the opener against Charleston Southern (Nov. 8), she swatted away a career-high six against No. 9/10 Kentucky (Jan. 9) to tie for the most ever by a Gamecock in SEC play and fourth in Colonial Life Arena history. She has blocked at least three shots nine times this season.

Freshman Alaina Coates is third in the SEC and 50th in the country with 2.0 per game with seven games of three or more, including three SEC games (at Arkansas, Vandy, UK). Her five at Arkansas (Jan. 2) tied the program's freshman record, which Ibiam also owns part of. With 36 blocks this season, she already ranks second in the Gamecock freshman record book for blocks in a season, just six shy of Tolliver's freshman record of 42. Coates needs just seven more to tie for top-10 in school history.

Welch has joined in the effort recently with nine in the last five games to move into the league's top 15 with her 1.1 average.

The Gift of Glass

The Gamecocks have been a solid rebounding team throughout head coach Dawn Staley's tenure, but it was a team effort by an undersized roster in the past. This season, South Carolina is out-rebounding its opponents by 9.8 boards per game to rank second in the SEC and 15th in the nation, behind the strength of the trio of Alaina Coates, Elem Ibiam and Aleighsa Welch. In SEC play, the rebounding has been even more impressive as a league-high four Gamecocks rank among the top 10 rebounders in the league.

With six double-digit rebound games this season, Coates leads the way and ranks seventh in the SEC with 8.0 boards per outing. Welch comes in eighth in the league with 7.8 per game, while Ibiam rounds out the trio at 6.6 per contest.

As a team, South Carolina has turned its 241 offensive rebounds into 255 second-chance points. Welch paces the group on the offensive glass with 3.4 per game to rank sixth in the league in the category.

A Little Help from My Friends

Under the tutelage of one of the premier point guards in U.S. women's basketball history in Dawn Staley, the Gamecocks are thriving in the assist category this season unlike any other, handing out 15.4 per game. By comparison, in Staley's first five seasons, the team never averaged more than 11.2 per game. This season's three games of 20 or more assists by the team matches the total of the previous five seasons.

The increase is not simply a product of more made field goals, either. This season, South Carolina has

2013-14 Award Watch

Alaina Coates

SEC Freshman of the Week (Nov. 11-17)
SEC Freshman of the Week (Dec. 30-Jan. 5)
SEC Freshman of the Week (Jan. 6-Jan. 12)

Aleighsa Welch

Preseason All-SEC First Team
Naismith Trophy Early Season Watch List

2013-14 Double-Doubles

Alaina Coates (6)

11/10	Louisiana Tech	12 pts/10 rebs
11/14	College of Charleston	11 pts/14 rebs
12/28	Savannah State	17 pts/12 rebs
1/2	at Arkansas	11 pts/12 rebs
1/5	Vanderbilt	24 pts/10 rebs
1/9	Kentucky	10 pts/17 rebs

Tiffany Mitchell (1)

1/2	at Arkansas	16 pts/11 rebs
-----	-------------	----------------

Aleighsa Welch (5)

11/10	Louisiana Tech	14 pts/10 rebs
11/14	College of Charleston	12 pts/17 rebs
11/20	at Clemson	17 pts/10 rebs
1/9	Kentucky	16 pts/14 rebs
1/14	at Texas A&M	20 pts, 16 rebs

AP Top 25

(Week of Jan. 13)

1.	Connecticut	17-0
2.	Notre Dame	15-0
3.	Duke	16-1
4.	Stanford	15-1
5.	Louisville	16-1
6.	Maryland	14-1
7.	Baylor	14-1
8.	South Carolina	16-1
9.	<i>North Carolina</i>	<i>14-3</i>
10.	<i>Kentucky</i>	<i>14-3</i>
11.	Oklahoma State	14-1
12.	<i>Tennessee</i>	<i>13-3</i>
13.	Iowa State	14-1
14.	<i>LSU</i>	<i>13-3</i>
15.	California	12-3
16.	Penn State	11-4
17.	Florida State	14-2
18.	Nebraska	12-3
19.	Arizona State	14-2
20.	NC State	15-2
21.	Colorado	11-4
22.	Purdue	11-4
23.	Rutgers	13-2
24.	<i>Vanderbilt</i>	<i>14-3</i>
25.	<i>Texas A&M</i>	<i>13-4</i>

ESPN/USA Today Top 25

(Week of Jan. 13)

1.	Connecticut	17-0
2.	Notre Dame	15-0
3.	Duke	16-1
4.	Stanford	15-1
5.	Louisville	16-1
6.	Maryland	14-1
7.	Baylor	14-1
8.	South Carolina	16-1
9.	<i>North Carolina</i>	<i>14-3</i>
10.	<i>Tennessee</i>	<i>13-3</i>
11.	Iowa State	14-1
12.	<i>Kentucky</i>	<i>14-3</i>
13.	Oklahoma State	14-1
14.	<i>LSU</i>	<i>13-3</i>
15.	California	12-3
16.	Nebraska	12-3
17.	Penn State	11-4
18.	Florida State	14-2
19.	Purdue	11-4
20.	Colorado	11-4
21.	NC State	15-2
21.	<i>Texas A&M</i>	<i>13-4</i>
23.	Gonzaga	14-3
24.	Arizona State	14-2
25.	<i>Vanderbilt</i>	<i>14-3</i>

Miscellaneous Stats

Double-Doubles	2013-14	Career	Record
Alaina Coates	6	6	6-0
Aleighsa Welch	5	15	13-2
Tiffany Mitchell	1	3	3-0
Elem Ibiam	0	1	0-1

20+ Points	2013-14	Career	Record
Alaina Coates	4	4	4-0
Tiffany Mitchell	2	3	3-0
Aleighsa Welch	2	3	1-2

10+ Points	2013-14	Career	Record
Tiffany Mitchell	17	31	27-4
Aleighsa Welch	15	46	38-8
Alaina Coates	12	12	12-0
Elem Ibiam	9	16	13-3
Asia Dozier	5	7	6-1
Khadijah Sessions	4	10	9-1
Tina Roy	2	7	6-1
Wilka Montout	0	2	2-0

10+ Rebounds	2013-14	Career	Record
Alaina Coates	6	6	6-0
Aleighsa Welch	5	18	16-2
Tiffany Mitchell	1	6	5-1
Elem Ibiam	1	3	1-2
Asia Dozier	0	1	1-0

5+ Assists	2013-14	Career	Record
Asia Dozier	4	5	5-0
Khadijah Sessions	4	4	4-0
Tiffany Mitchell	3	3	3-0
Tina Roy	2	2	2-0
Olivia Gaines	1	1	1-0
Aleighsa Welch	1	1	1-0

5+ Steals	2013-14	Career	Record
Tiffany Mitchell	4	5	5-0
Tiffany Davis	0	1	1-0

5+ Blocks	2013-14	Career	Record
Elem Ibiam	2	4	4-0
Alaina Coates	1	1	1-0

Games Led Team In...

(Tied for team lead in each category included)

Scoring	2013-14	Career	Record
Tiffany Mitchell	7	14	13-1
Aleighsa Welch	4	19	11-8
Alaina Coates	4	4	4-0
Elem Ibiam	2	4	3-1
Asia Dozier	1	1	1-0
Khadijah Sessions	0	3	2-1
Tina Roy	0	2	2-0

Rebounding	2013-14	Career	Record
Alaina Coates	10	10	10-0
Aleighsa Welch	7	33	27-6
Elem Ibiam	4	9	9-0
Tiffany Mitchell	1	7	6-1

Assists	2013-14	Career	Record
Tiffany Mitchell	6	8	8-0
Khadijah Sessions	6	9	7-2
Asia Dozier	5	6	6-0
Tina Roy	1	2	2-0
Olivia Gaines	1	1	0-1
Aleighsa Welch	2	6	4-2

assisted on 59.5 percent of its made field goals, compared to the previous five seasons under Staley, which saw a high of 48.5 percent in 2011-12.

South Carolina's 25 assists against Charleston Southern (on 39 FGM) are a Staley-era high. The Gamecocks handed out 24 assists on 29 made baskets at San Diego State – 82.8 percent. The percentage of assisted field goals has been over 60.0 percent in nine games this season.

Four Gamecocks average more than 2.0 assists per game with sophomores Khadijah Sessions leading the way with 3.4 per game.

20/20 Vision

The Gamecocks won their first eight games this season by at least 20 points for the first time in the Dawn Staley era, a streak ended with a 15-point victory at Charlotte (Dec. 8), and has since added two more to the list. South Carolina opened the 2012-13 campaign with four straight 20-point wins en route to nine games with that minimum margin. The Gamecocks posted a total eight 20-point wins in 2011-12 after just two in 2010-11, one in 2009-10 and two in Staley's first season 2008-09.

Finding the Right Octave

South Carolina has scored at least 80 points in five games so far this season after reaching the mark just four times in the first five seasons of the Dawn Staley era combined. Four of this season's games are the first of the group to be played in Colonial Life Arena.

Under Staley, the Gamecocks are 8-1 in games in which they score 80 points with the lone loss coming in a double-overtime affair (94-92) at Clemson on Nov. 19, 2009. That was the only previous season in which the Gamecocks hit the 80-point plateau multiple times, adding an 80-68 victory at Alabama on Jan. 10, 2010.

Century Mark for Staley

Head coach Dawn Staley captured her 100th victory at South Carolina on Dec. 2 against NC Central. She is the fourth of the program's seven all-time head coaches to reach the mark and the fastest to the total (164 games) of the three coaches to lead the team in the SEC era by nearly a full season.

South Carolina's third head coach, Pam Parsons, was the first and the fastest to reach 100 victories, hitting the plateau in her 143rd game at the helm just six games into her fifth season (1981-82). Nancy Wilson was next up,

Scoring Differentials

Largest lead in a win.....	by 70 (99-29), 2nd-0:49 vs. Charleston Southern, 11/8/13
Largest deficit overcome to win.....	by 12 (13-25), 1st-8:31 at Auburn, 1/12/14
Largest lead given up in a loss.....	by 5 (9-4), 1st-13:23 at Texas A&M, 1/16/14
Largest deficit in a loss.....	by 19 (15-34), 1st-0:29 at Texas A&M, 1/16/14

Team Specialty Stats

South Carolina/Opponent

	Pts. in Paint	Pts. Off TOs	2nd Chance Pts	Fast Break Pts
11/8 CSU	70/6	40/5	23/6	32/4
11/10 LA Tech	38/18	13/12	19/8	20/8
11/14 CofC	28/18	8/9	23/10	6/5
11/17 SHU	34/30	11/8	9/10	20/6
11/20 at Clemson	40/10	13/10	21/4	12/2
11/23 at SDSU	30/26	33/11	14/1	12/2
11/25 at USC	42/28	20/19	13/6	8/10
12/2 NCCU	40/6	19/3	8/10	22/2
12/8 at Char.	44/30	19/2	14/4	6/5
12/18 vs. UNC	36/44	30/16	13/18	0/2
12/20 Winthrop	28/24	16/25	10/9	4/15
12/22 SC St.	34/12	23/13	18/4	12/8
12/28 Sav. St.	34/18	28/8	9/8	15/4
1/2 at Ark.	30/18	10/27	10/14	4/4
1/5 Vandy	42/30	16/16	8/15	16/8
1/9 Kentucky	42/42	10/14	20/11	15/10
1/12 at Auburn	30/28	19/27	11/10	6/6
1/16 at TAMU	24/38	10/23	12/11	7/12
1/19 Alabama				
1/26 at Vandy				
1/30 Ole Miss				
2/2 Mizzou				
2/6 at Miss. St.				
2/9 Arkansas				
2/16 at LSU				
2/20 at Kentucky				
2/23 Florida				
2/28 Georgia				
3/2 at Tenn.				

Starters vs. Bench Points

	SC Starters	Opp. Starters	SC Bench	Opp. Bench
11/8 CSU	58	19	41	10
11/10 LA Tech	47	29	21	16
11/14 CofC	53	26	28	28
11/17 SHU	71	52	17	15
11/20 at Clemson	55	30	13	13
11/23 at SDSU	58	35	30	16
11/25 at USC	51	37	19	13
12/2 NCCU	57	16	32	11
12/8 at Char.	59	40	17	21
12/18 vs. UNC	62	63	4	11
12/20 Winthrop	60	51	7	10
12/22 SC St.	32	14	38	12
12/28 Sav. St.	55	10	27	30
1/2 at Ark.	43	42	12	9
1/5 Vandy	57	47	29	29
1/9 Kentucky	42	42	26	17
1/12 at Auburn	41	50	31	16
1/16 at TAMU	40	67	15	0
1/19 Alabama				
1/26 at Vandy				
1/30 Ole Miss				
2/2 Mizzou				
2/6 at Miss. St.				
2/9 Arkansas				
2/16 at LSU				
2/20 at Kentucky				
2/23 Florida				
2/28 Georgia				
3/2 at Tenn.				

winning her 100th game in her 150th outing late in the 1988-89 season, en route to her school-record 231 Gamecock victories.

Susan Walvius was the first head coach to have her entire South Carolina career in the SEC, hitting 100 wins in her 179th game on the sideline five games into her seventh season.

Preseason Predictions

South Carolina was picked to finish fifth in the SEC by the league's coaches in preseason voting. The media tabbed the Gamecocks at seventh in their voting. In each of the last four seasons, South Carolina has out-performed the predictions of both groups.

Season	Media	Coaches	Actual
2009-10	10	6	T-7
2010-11	7	7	T-5
2011-12	8	7	T-4
2012-13	7	6	T-4

Home Grown, Nationally Known

Since her arrival for the 2008-09 season, South Carolina head coach Dawn Staley has been working to protect her new home state's best prospects while fielding a team that competes at a national level. Her efforts are paying dividends as this season's roster features seven Gamecocks who played high school basketball in the state of South Carolina, the highest percentage of the roster to be from the state since the 1990-91 squad featured eight South Carolinians on the 11-player roster. Beginning with Aleighsa Welch, the first South Carolina player to sign a National Letter of Intent for Staley, the Palmetto State has sent its players of the year to Columbia as Welch (2011), Asia Dozier (2012) and Alaina Coates (2013) have each earned the title during their high school careers.

Be the Change

South Carolina head coach Dawn Staley has provided an extra challenge for her program with the "Be the Change" theme for this season. Reflecting on her career as she prepared for enshrinement into the Naismith Memorial Basketball Hall of Fame and traveling in Africa this summer, she discovered she wanted her team to embrace the importance of focusing on others. In Africa especially, she noted the significant impact even small acts can have on the world around her.

To that end, Staley has challenged her program and everyone who supports it to commit 50,000 random acts of kindness this season. The program has set up Twitter (@SC_WBB_RAoK) and Facebook (SC Women's Basketball Random Acts of Kindness) accounts to help keep track of everyone's contributions. Fans are encouraged to submit their acts to those accounts.

Intro Video Vibe

South Carolina's intro video features voices familiar to the Gamecock faithful as redshirt sophomore Tina Roy and sophomore Khadijah Sessions collaborated for the second-straight year on the song that sets up the Gamecocks' starting lineup. It is the third season that Roy has written a song that reflects the team, the program and its goals. After the first year's song was more just for the team, South Carolina head coach Dawn Staley encouraged Roy to create one to share center stage at home games in 2012-13, which she did with support and "beats" from her first-year teammate Sessions. It was such a hit with fans and spark for the team that the duo did it again this season.

Drive for 5

The Gamecocks launched their "Drive for 5" women's basketball ticket campaign this season. Inspired by head coach Dawn Staley's jersey number during her Naismith Hall of Fame playing career, the campaign looks to bring at least 5,000 fans to every Gamecock women's basketball game. The Gamecocks were well on their way early in the season, surpassing 4,000 season tickets issued for the season for the first time in the Staley era.

The Gamecocks are currently averaging 4,997 fans per home game this season, a number that ranks them third in the SEC.

Watching the Gamecocks

South Carolina will play a total of 14 regular-season games on television in 2013-14. Four non-conference home games – College of Charleston (Nov. 14), NC Central (Dec. 2), SC State (Dec. 22) and Savannah State (Dec. 29) – aired on Fox Sports South and Fox Sports Carolinas in addition to the Gamecocks' game at Southern Cal airing on the Pac-12 Networks. SEC play includes four national and five regional broadcasts during league play. The Gamecocks will play twice on ESPN2 – at Vanderbilt (Jan. 26) and at LSU (Feb. 16) – and twice on ESPNU – vs. Vanderbilt (Jan. 5) and at Tennessee (Mar. 2). Other televised games are at Auburn (Jan. 12, SportSouth), at Texas A&M (FSSW) vs. Arkansas (Feb. 9, SECTV), at Kentucky (FSN) and vs. Florida (Feb. 23, SportSouth).

Future Faces of the Gamecocks

South Carolina head coach Dawn Staley is the process of reeling in what would be one of the most significant recruiting classes in program history. The class currently includes four future Gamecocks, including the No. 7, No. 32 and No. 44 rated players, according to ESPN. The group gives South Carolina the fourth-best signing class in the nation, according to ESPN, trailing just UCLA (five signees), Duke (4) and Connecticut (4).

Bianca Cuevas (5-6/Guard/Bronx, N.Y./Nazareth Regional) – Rated as eighth-best point guard and No. 44 player overall in Class of 2014 by ESPN ... Helped high school team to consecutive state titles ... Earned all-state honors three times ... Averaged 17.1 points, 2.0 assists and 3.8 steals as a junior.

Doniyah Cliney (6-0/Guard/Newark, N.J./Malcolm X Shabazz) – Rated as high as No. 13 guard in Class of 2014 by ProspectNation.com ... Helped high school team to 33-1 record and the Group 2 State Championship as a junior ... Averaged 10.3 points and 1.3 assists last season ... Named honorable mention all-state ... Solid defender.

Kaydra Duckett (5-10/Guard/Columbia, S.C./Dreher) – Ranked No. 32 overall and No. 6 guard in Class of 2014 by ESPN ... Earned five-star status from ESPN ... Named all-state the last two seasons ... Named MVP at 2012 state tournament (sophomore) after guiding team to 3A state title ... Averaged 17.5 points, 2.3 assists and 3.4 steals as a junior.

Jatarie White (6-4/Post/Charlotte, N.C./Providence Day) – Ranked No. 7 overall and No. 1 post in Class of 2014 by ESPN ... Earned five-star status from ESPN ... Tabbed preseason All-America by The Sporting News this season ... Named Gatorade North Carolina Player of the Year in 2013 and is a three-time all-state selection ... Part of the last three of Providence Day's four straight state championships ... Averaged 19 points, 11 rebounds, three blocks and two steals as a junior ... Helped USA Basketball bring home the gold medal at the 2011 FIBA Americas U16 Championships, averaging 9.8 points and 6.8 rebounds at the event ... Is a former high school teammate of current Gamecock Tiffany Mitchell.

South Carolina's Record When...

	SEC Only	All
Record.....	4-1	16-2
Playing a ranked opponent.....	1-1	1-2
Playing at home	2-0	10-0
Playing on the road	2-1	6-1
Playing at neutral site	0-0	0-1
Leading at half	3-0	15-0
Trailing at half	0-1	0-2
Tied at half	1-0	1-0
Playing an overtime game	0-1	0-1
0 players score in double-figures	0-0	0-0
1 player scores in double-figures	0-0	1-0
2 players score in double-figures	0-1	0-1
3 players score in double-figures	3-0	5-1
4 players score in double-figures	1-0	7-0
5 players score in double-figures	0-0	3-0
Starters out-score opponent's starters	2-0	14-0
Opponent's starters score equal/more	2-1	2-2
Bench out-scores opponent's bench	3-1	10-1
Opponent's bench scores equal/more.....	1-0	6-1
Shooting 50% or better	2-0	9-0
Shooting between 40-49%	2-0	6-1
Shooting between 30-39%	0-0	1-0
Shooting less than 30%	0-0	0-0
Opponent shoots 50% or better.....	0-0	0-0
Opponent shoots between 40-49%	0-1	3-2
Opponent shoots between 30-39%	3-0	7-0
Opponent shoots less than 30%	1-0	6-0
Shooting better than opponent.....	3-1	15-1
Shooting worse than/equal to opponent	0-0	0-1
Having more FTs made than opponent	4-0	15-1
Having equal/less FTs made than opponent	0-1	1-1
Out-rebounding opponent.....	3-1	14-1
Having equal/less rebounds than opponent	1-0	2-1
Having more TOs than opponent	4-1	6-1
Having equal or less TOs than opponent.....	0-0	10-1
Attempting more FT than 3FG.....	4-1	15-2
Attempting equal/less FT than 3FG	0-0	1-0
Making 5 or more 3FGs.....	1-1	7-1
Making less than 5 3FGs.....	3-0	9-1
Making no 3 FGs.....	0-0	0-0
Attempting 15 or more 3FGs.....	0-0	6-0
Attempting less than 15 3FGs	4-1	10-2

	SEC Only	All
No South Carolina players foul out	4-1	14-2
One or more SC players foul out.....	0-0	2-0
Having 10 or more assists.....	4-0	16-0
Having less than 10 assists.....	0-1	0-2
Scoring more pts. in paint than opponent	3-0	15-0
Scoring equal/less pts. in paint than opp.	1-1	1-2
Scoring more pts. off TOs than opponent	0-0	10-1
Scoring equal/less pts. off TOs than opp.	4-1	6-1
Scoring more 2nd-chance pts.	2-1	12-1
Scoring equal/less 2nd-chance pts.....	2-0	4-1
Scoring more fast break pts.....	2-0	12-0
Scoring equal/less fast break pts.....	2-1	4-2
Wearing white uniforms	2-0	10-0
Wearing black uniforms	2-1	6-1
Wearing garnet uniforms.....	0-0	0-1
Playing in tournaments/classics	0-0	0-1
Playing on live television	2-1	8-1
Playing in November.....	0-0	7-0
Playing in December	0-0	5-1
Playing in January	4-1	4-1
Playing in February	0-0	0-0
Playing in March.....	0-0	0-0
Playing during the day.....	2-0	9-0
Playing at night	2-1	7-2
Playing on Sunday.....	2-0	6-0
Playing on Monday.....	0-0	2-0
Playing on Tuesday.....	0-0	0-0
Playing on Wednesday.....	0-0	1-1
Playing on Thursday.....	2-1	3-1
Playing on Friday	0-0	2-0
Playing on Saturday.....	0-0	2-0
Margin is 5 pts. or less.....	1-1	1-1
Margin is between 6-10.....	3-0	5-1
Margin is between 11-20.....	0-0	2-0
Margin is more than 20.....	0-0	9-0
Having a 20-pt. scorer.....	1-1	6-2
Having a 30-pt. scorer.....	0-0	0-0
Scoring 49 points or less.....	0-0	0-0
Scoring 50-59 points	1-0	1-0
Scoring 60-69 points.....	1-1	4-2
Scoring 70-79 points.....	2-0	6-0
Scoring 80-89 points.....	0-0	4-0
Scoring 90-99 points.....	0-0	1-0

2013-14 Team High / Low

South Carolina Highs	South Carolina Lows	Category	Opponent Lows	Opponent Highs
99 vs. Charleston Southern, 11/8	55 at Arkansas, 1/2	Points in Game	25, NC Central, 12/2	74, vs. North Carolina, 12/18
52 (1st) vs. Chas. Southern, 11/8	17 (1st) at Texas A&M, 1/16	Points in Half	12 (1st), SC State, 12/22 12 (2nd), NC Central, 12/2	39 (1st), at Auburn, 1/12 39 (1st), vs. N. Carolina, 12/18 39 (1st), Seton Hall, 11/17
39 vs. Charleston Southern, 11/8	21 at Arkansas, 1/2	Field Goals Made	8, NC Central, 12/2	28, vs. North Carolina, 12/18
66 vs. C. of Charleston, 11/14	41 at Auburn, 1/12	Field Goal Attempts	48, at San Diego St., 11/23 48, at Clemson, 11/20	73, Kentucky, 1/9
.609 (39-64) vs. Chas. Sthrn., 11/8	.379 (25-66) vs. CofC, 11/14	FG Percentage	.160 (8-50), NC Central, 12/2	.459 (28-61), vs. UNC, 12/18
9 at San Diego St., 11/23	1 at Arkansas, 1/2	3-Point FG Made	1, Kentucky, 1/9	6, Vanderbilt, 1/5
9 vs. C. of Charleston, 11/14	1 vs. North Carolina, 12/18 1 at Charlotte, 12/8		1, NC Central, 12/2 1, at Southern Cal, 11/25 1, at San Diego St., 11/23	6, Seton Hall, 11/17
28 vs. C. of Charleston, 11/14	5 at Arkansas, 1/2	3-Point FG Attempts	4, at Texas A&M, 1/16	23, Charleston Southern, 11/8
.667 (4-6) vs. Savannah St., 12/28	.091 (1-11) vs. UNC, 12/18	3-Point FG Percentage	.071 (1-14), NC Central, 12/2	.571 (4-7), LA Tech, 11/10
30 vs. Savannah State, 12/28	8 vs. LA Tech, 11/10	Free Throws Made	0, SC State, 12/22	16, at Auburn, 1/12
30 vs. Seton Hall, 11/17				
48 vs. Savannah State, 12/28	21 at Texas A&M, 1/16	Free Throw Attempts	2, SC State, 12/22	22, at Auburn, 1/12 22, Kentucky 1/9
.815 (22-27) vs. Vanderbilt, 1/5	.364 (8-22) vs. LA Tech, 11/10	FT Percentage	.000 (0-2), SC State, 12/22	.933 (14-15), Vanderbilt, 1/5
62 vs. C. of Charleston, 11/14	27 at Auburn, 1/12	Rebounds	21, SC State, 12/22	43, Kentucky, 1/9 43, vs. North Carolina, 12/18
25 vs. Charleston Southern, 11/8	6 vs. North Carolina, 12/18	Assists	4, Seton Hall, 11/17	15, at Auburn, 1/12
17 vs. Charleston Southern, 11/8	3 vs. Kentucky, 1/9	Steals	3, NC Central, 12/2	11, at Arkansas, 1/2
14 vs. Kentucky, 1/9	3 at Auburn, 1/12 3 at Southern Cal, 11/25	Blocked Shots	0, at Charlotte, 12/8	6, at Auburn, 1/12 6, at Arkansas, 1/2
21 at Arkansas, 1/2	7 vs. NC Central, 12/2	Turnovers	8, at Texas A&M, 1/16 8, Seton Hall, 11/17	25, at San Diego St., 11/23 25, Charleston Southern, 11/8
22 vs. Vanderbilt, 1/5	1 vs. SC State, 12/22	Fouls	13, NC Central, 12/2	31, Savannah State, 12/28

2013-14 Individual Superlatives

Category	South Carolina	Opponent
Points in Game	24 by Alaina Coates vs. Vanderbilt, 1/5	24 by Tabatha Richardson-Smith, Seton Hall, 11/17
Points in Half	18 (2nd) by Aleighsa Welch at Charlotte, 12/8	15 (2nd) by Erica Williams, Winthrop, 12/20 15 (1st) by Tabatha Richardson-Smith, Seton Hall, 11/17
Field Goals Made	11 by Alaina Coates vs. Vanderbilt, 1/5	9 by Stephanie Mavunga, vs. North Carolina, 12/18
Field Goal Attempts	19 by Aleighsa Welch at Texas A&M, 1/16	22 by Ka-Deidre Simmons, Seton Hall, 11/17
FG Percentage	1.000 (7-7) by Alaina Coates vs. SC State, 12/22 1.000 (7-7) by Elem Ibiam vs. Charleston Southern, 11/8	.833 (5-6) by Kylee Smith, Vanderbilt, 1/5
3-Point FG Made	4 by Tiffany Mitchell vs. Winthrop, 12/20 4 by Asia Dozier at San Diego St., 11/23 4 by Asia Dozier vs. C. of Charleston, 11/14	5 by Tabatha Richardson-Smith, Seton Hall, 11/17
3-Point FG Attempts	10 by Asia Dozier, at San Diego St., 11/23	9 by Jessica Jackson, at Arkansas, 1/2
3-Point FG Percentage	.800 (4-5) by Tiffany Mitchell vs. Winthrop, 12/20	.833 (5-6) by Tabatha Richardson-Smith, Seton Hall, 11/17
Free Throws Made	12 by Tiffany Mitchell vs. Savannah State, 12/28	8 by Raquel Davis, NC Central, 12/2
Free Throw Attempts	16 by Tiffany Mitchell vs. Savannah State, 12/28	10 by Rquel Davis, NC Central, 12/2
FT Percentage	1.000 (9-9) by Alaina Coates vs. SC State, 12/22	1.000 (5-5) by Jasmine Lister, Vanderbilt, 1/5
Rebounds	17 by Alaina Coates vs. Kentucky, 1/9 17 by Aleighsa Welch vs. C. of Charleston, 11/14	12 by Jhasmin Bowen, at Arkansas, 1/2 12 by Stephanie Mavunga, vs. North Carolina, 12/18
Assists	8 by Tiffany Mitchell at San Diego St., 11/23	8 by Dequesha McClanahan, Winthrop, 12/20
Steals	6 by Tiffany Mitchell at Auburn, 1/12	4 by Jordan Jones, at Texas A&M, 1/16 4 by Hasina Muhammad, at Auburn, 1/12 4 by Deajanae Scurry, at San Diego St., 11/23 4 by Whitney Frazier, La Tech, 11/10
Blocked Shots	6 by Elem Ibiam vs. Kentucky, 1/9	4 by Monique Maximilien, Charleston Southern, 11/8
Turnovers	7 by Tiffany Mitchell at Auburn, 1/12 7 by Asia Dozier at Arkansas, 1/2	7 by Kourtney Williams, SC State, 12/22 7 by Ahjalee Harvey, at San Diego St., 11/23
Minutes Played	43 by Aleighsa Welch at Texas A&M, 1/16	45 by Jordan Jones, at Texas A&M, 1/16

Staley Era Team Records

Italics indicates set in 2013-14

Scoring

Most	Points
1. vs. <i>Charleston Southern</i> , 11/8/13	99
2. at Clemson, 11/19/09	92
3. at <i>San Diego State</i> , 11/23/13	88
vs. <i>Seton Hall</i> , 11/17/13	88
5. vs. North Carolina, 12/20/09	85

Fewest	Points
1. at Stanford, 11/26/10	32
2. vs. Georgia, 3/4/11	34
3. vs. Mississippi State, 3/5/09	39
4. at Georgia, 1/13/13	40
5. at Mississippi State, 2/26/09	41

Fewest Allowed	Points
1. vs. South Carolina State, 12/14/11	21
2. vs. Presbyterian, 11/27/11	24
3. vs. <i>SC State</i> , 12/22/13	26
4. vs. <i>NC Central</i> , 12/2/13	27
5. vs. <i>Charleston Southern</i> , 11/8/13	29

Most Allowed	Points
1. at Clemson, 11/19/09	94
2. vs. North Carolina, 12/20/09	93
3. vs. Xavier, 11/12/10	84
4. at Tennessee, 2/17/11	82
at Florida, 2/22/09	82

Margin of Outcome

Victory	Score	Margin
1. vs. <i>Charleston Southern</i> , 11/8/13	99-29	+70
2. vs. <i>NC Central</i>	79-27	+52
3. vs. <i>SC State</i> , 12/14/11	66-21	+45
4. vs. <i>SC State</i> , 12/22/13	70-26	+44
5. vs. <i>Savannah State</i> , 12/28/13	82-40	+42

Defeat	Score	Margin
1. at Stanford, 11/26/10	32-70	-38
2. vs. Georgia, 3/4/11	34-66	-32
3. vs. Stanford, 12/19/08	47-78	-31
4. at Penn State, 11/21/10	48-78	-30
5. vs. Connecticut, 12/28/08	48-77	-29

Field Goals

Made	FGM
1. vs. <i>Charleston Southern</i> , 11/8/13	39
2. vs. North Carolina, 12/20/09	34
at Clemson, 11/19/09	34
4. vs. North Carolina, 12/18/11	33
5. vs. Eastern Michigan, 3/17/12	32

Attempts	FGA
1. vs. Penn State, 11/20/11	76
2. at Clemson, 11/19/09	74
3. vs. Tennessee, 1/20/11	73
4. vs. Kansas, 3/25/13	72
5. vs. NC State, 12/13/09	71

Highest Percentage (Min. 40 FGA)	FGM-A	Pct
1. vs. <i>Charleston Southern</i> , 11/8/13	39-64	.609
2. at Alabama, 1/10/10	31-52	.596
3. vs. <i>NC Central</i> , 12/2/13	31-53	.585
4. vs. <i>Seton Hall</i> , 11/17/13	26-45	.578
5. at Kentucky, 2/14/13	28-50	.560

Lowest Percentage (Min. 40 FGA)	FGM-A	Pct
1. at Stanford, 11/26/10	12-55	.218
2. vs. Georgia, 3/4/11	12-52	.231
3. at Florida, 1/20/13	15-64	.234
4. at Kentucky, 2/5/09	13-55	.236
5. at Georgia, 1/2/11	13-54	.241

Lowest Percentage Allowed	FGM-A	Pct
1. vs. South Carolina State, 12/14/11	6-48	.125
2. vs. <i>NC Central</i> , 12/2/13	8-50	.160
3. vs. <i>Charleston Southern</i> , 11/8/13	10-54	.185
4. vs. Hampton, 11/22/12	11-57	.193
5. vs. Furman, 12/9/12	11-46	.239
vs. Clemson, 11/18/12	11-46	.239

Highest Percentage Allowed	FGM-A	Pct
1. vs. Connecticut, 12/28/08	35-62	.565
vs. Florida, 1/9/11	26-46	.565
3. vs. Xavier, 11/12/10	34-61	.557
4. at Kentucky, 1/13/11	30-55	.545
5. vs. Vanderbilt, 2/27/11	27-50	.540

3-Point Field Goals

Made	3FGM
1. at <i>San Diego State</i> , 11/23/13	9
vs. <i>College of Charleston</i> , 11/14/13	9
vs. Savannah State, 11/15/12	9
at Arkansas, 2/6/11	9
at Ole Miss, 1/16/11	9
vs. North Carolina, 12/18/11	9
vs. Ole Miss, 1/26/12	9

Attempts	3FGA
1. vs. Penn State, 11/20/11	29
2. vs. <i>College of Charleston</i> , 11/14/13	28
vs. North Carolina, 12/19/10	28
4. vs. Savannah State, 11/15/12	25
at Ole Miss, 1/16/11	25

Percentage (Min. 5 3FGA)	3FGM-A	Pct
1. vs. <i>Savannah State</i> , 12/28/13	4-6	.667
vs. Western Carolina, 12/29/12	6-9	.667
at Alabama, 1/10/10	8-12	.667
vs. Charlotte, 12/21/08	8-12	.667
5. vs. Florida, 2/12/12	8-13	.615

Free Throws

Made	FTM
1. at Mississippi State, 1/6/13	32
2. vs. <i>Savannah State</i> , 12/28/13	30
vs. <i>Seton Hall</i> , 11/17/13	30
4. vs. <i>SC State</i> , 12/21/12	27
5. at Ole Miss, 1/22/09	26

Attempts	FTA
1. at Mississippi State, 1/6/13	50
2. vs. <i>Savannah State</i> , 12/28/13	48
3. vs. <i>Seton Hall</i> , 11/17/13	44
vs. <i>SC State</i> , 12/21/12	44
5. vs. <i>College of Charleston</i> , 11/14/13	42

Percentage (Min. 10 FTA)	FTM-A	Pct
1. vs. Auburn, 1/2/09	23-26	.885
2. vs. San Diego State, 11/28/09	14-16	.875
3. at Tennessee, 1/7/10	10-12	.833
4. at Auburn, 2/4/10	9-11	.818
5. vs. <i>Vanderbilt</i> , 1/5/14	22-27	.815

Rebounding

Total	Rebs
1. vs. <i>College of Charleston</i> , 11/14/13	62
2. at Florida, 1/20/13	59
3. vs. Hampton, 11/22/12	57
4. at <i>Texas A&M</i> , 1/16/14	53
vs. <i>Kentucky</i> , 1/9/14	53
at Alabama, 2/7/13	53
vs. <i>Elon</i> , 11/9/12	53
vs. <i>Brown</i> , 12/29/09	53

Offensive	ORebs
1. vs. <i>Elon</i> , 11/9/12	29
2. vs. <i>College of Charleston</i> , 11/23/11	27
3. vs. <i>Kansas</i> , 3/25/13	26
at Florida, 1/20/13	26
4. vs. <i>Savannah State</i> , 11/15/12	25
vs. <i>Penn State</i> , 11/20/11	25
at Penn State, 11/21/10	25

Defensive	DRebs
1. vs. <i>College of Charleston</i> , 11/14/13	39
vs. Hampton, 11/22/12	39
3. at <i>Arkansas</i> , 1/2/14	38
4. at <i>Texas A&M</i> , 1/16/15	37
5. vs. <i>Kentucky</i> , 1/9/14	36

Margin	Rebs	Margin
1. at Alabama, 2/7/13	53-24	+29
2. vs. <i>SC State</i> , 12/22/13	47-21	+26
vs. <i>Florida Gulf Coast</i> , 11/23/12	46-20	+26
4. vs. Hampton, 11/22/12	57-32	+25
5. vs. <i>College of Charleston</i> , 11/14/13	62-38	+24
vs. <i>Savannah State</i> , 11/15/12	50-26	+24

Assists

Game	Assists
1. vs. <i>Charleston Southern</i> , 11/8/13	25
2. at <i>San Diego State</i> , 11/23/13	24
3. vs. Eastern Michigan, 3/17/12	22
4. vs. <i>NC Central</i> , 12/2/13	20
at Louisiana Tech, 11/12/12	20
vs. Alabama, 2/15/09	20

Steals

Game	Steals
1. vs. Furman, 12/11/11	21
2. vs. <i>Charleston Southern</i> , 11/8/13	17
3. vs. <i>NC State</i> , 12/12/10	16
vs. USC Upstate, 12/16/08	16
5. vs. Furman, 12/9/12	15
vs. High Point, 12/2/09	15
vs. Davidson, 11/24/08	15

Blocked Shots

Game	Blocks
1. vs. <i>Kentucky</i> , 1/9/14	14
2. vs. <i>Charleston Southern</i> , 11/14/13	12
3. at <i>Arkansas</i> , 1/2/14	11
vs. Eastern Michigan, 3/17/12	11
vs. Furman, 12/11/11	11

Turnovers

Fewest	TOs
1. at Tennessee, 2/2/12	4
2. at Missouri, 2/28/13	5
vs. Georgia, 3/2/12	5
vs. Ole Miss, 3/3/11	5
5. vs. Stanford, 12/19/12	7
at Louisiana Tech, 11/12/12	7
vs. Tennessee, 3/3/12	7

Most	TOs
1. at Wake Forest, 12/3/08	32
2. vs. Hampton, 11/22/12	29
vs. Kentucky, 1/15/12	29
4. at Kentucky, 1/13/11	28
5. vs. Jacksonville, 12/30/08	26

The Last Time ...

Individual

Scored 50 Points

South Carolina 51, Jocelyn Penn vs. Stetson, 1/4/03
Opponent Never

Scored 40 Points

South Carolina 51, Jocelyn Penn vs. Stetson, 1/4/03
Opponent 46, Cornelia Gayden, LSU, 1/14/95

Scored 30 Points

South Carolina 30, Ieasia Walker vs. Clemson, 11/18/10
Opponent 32, LaQueta Ferguson, Florida International, 11/25/07

Grabbed 20 Rebounds

South Carolina 25, Kelsey Bone vs. Boston University, 12/28/09
Opponent 24, Courtney Paris, Oklahoma, 12/30/07

Grabbed 15 Rebounds

South Carolina 16, Aleighsa Welch at Texas A&M, 1/16/14
Opponent 15, Kelsey Bone, Texas A&M, 2/10/13

Two Players with 20 or More Points

South Carolina La'Keisha Sutton 21/Markeshia Grant 20 vs. North Carolina, 12/18/11
Opponent Monica Engelmann 27/Angel Goodrich 20, Kansas, 3/25/13

Two Players with 10 or More Rebounds

South Carolina Aleighsa Welch 16/Elem Ibiyam 12 at Texas A&M, 1/16/14
Opponent Quistelle Williams 10/Berna Calli 10, Arkansas, 1/27/13

Had 10 Assists

South Carolina 10, Samone Kennedy at Florida, 2/24/08
Opponent 11, Marneshia Richard, Mississippi State, 1/21/07

Had Five Steals

South Carolina 6, Tiffany Mitchell at Auburn, 1/12/14
Opponent 5, Sam Ramirez, Appalachian State, 3/16/11

Had Five Blocked Shots

South Carolina 6, Elem Ibiyam vs. Kentucky, 1/9/14
Opponent 7, Isabelle Harrison, Tennessee, 1/3/13

Had a Double-Double

South Carolina Aleighsa Welch (20 pts/16 rebs) at Texas A&M, 1/16/14
Opponent Azia Bishop (12 pts/11 rebs), Kentucky 1/9/14

Two Players had a Double-Double

South Carolina Alaina Coates (10 pts/17 rebs)/Aleighsa Welch (16 pts/14 rebs) vs. Kentucky, 1/9/14
Opponent Chiney Ogwumike (11 pts/10 rebs)/Nnemkadi Ogwumike (39 pts/10 rebs), Stanford, 3/24/12

Three Players had a Double-Double

South Carolina Ashley Bruner (16 pts/12 rebs)/Aleighsa Welch (16 pts/ 11 rebs)/ Elem Ibiyam (12 pts/10 rebs) vs. Kansas, 3/25/13
Opponent Merlakia Jones (26 pts/10 rebs)/Takilya Davis (19 pts/13 rebs)/ DeLisha Milton (14 pts/15 rebs), at Florida, 2/20/94

Had a Triple-Double

South Carolina Iva Sliskovic (18 pts, 15 rebs, 10 assts) vs. High Point, 12/20/06
Opponent Never

Team

Scored 100 Points

South Carolina 102 vs. North Carolina A&T, 3/21/08
Opponent 103, Clemson, 11/21/03

Won by 30 or More Points

South Carolina 82-40 (42) vs. Savannah State, 12/28/13
Opponent 66-34 (32), Georgia, 3/4/11

Shot 65% or Better from the Field

South Carolina .652 (45-69) vs. East Tennessee State, 12/19/00
Opponent Never

Shot 60% or Better from the Field

South Carolina .609 (39-64) vs. Charleston Southern, 11/8/13
Opponent .604 (29-48), Vanderbilt, 1/18/01

Shot 50% or Better from the Field

South Carolina .537 (22-41) at Auburn, 1/12/14
Opponent .535 (23-43), Missouri, 2/28/13

No Players in Double-Figure Points

South Carolina at Auburn, 1/19/12
Opponent SC State, 12/22/13

Five Players in Double-Figure Points

South Carolina vs. Seton Hall, 11/17/13
Opponent Arkansas, 2/14/10

Faced AP Top-25 Opponent

Win 68-59 vs. No. 9 Kentucky, 1/9/14
Loss 65-67 at No. 25 Texas A&M, 1/16/14

Faced AP Top-10 Opponent

Win 68-59 vs. No. 9 Kentucky, 1/9/14
Loss 78-74 at No. 7 Kentucky, 2/14/13

Faced AP Top-5 Opponent

Win 55-50 vs. No. 5 Kentucky, 1/24/13
Loss 49-53 vs. No. 1 Stanford, 12/19/12

Faced AP No. 1 Team

Win Never
Loss 49-53 vs. No. 1 Stanford, 12/19/12

Overtime Game

Win 58-55 vs. Drexel, 11/28/12
Loss 65-57 at Texas A&M, 1/16/14

Double-Overtime Game

Win 92-91 at Florida State, 2/4/91
Loss 92-94 at Clemson, 11/19/09

South Carolina Was Ranked (AP Poll)

AP No. 1 Never
AP Top 10 No. 8, 1/13/14
AP Top 25 No. 8, 1/13/14



ALAINA COATES

**6-4
Freshman
Center
Irmo, S.C.
Dutch Fork**

#41

Miscellaneous Stats

	Season	Career
Double-Double	6	6
20+ Points	4	4
10+ Points	12	12
10+ Rebounds	6	6
Tm-High Pts.	4	4
Tm-High Rebs.	10	10

- Has played in 18 games, including one start (LA Tech)
- Only freshman to rank among SEC's top 25 scorers (23rd) and top 20 rebounders (7th) ... Is third in SEC and 50th in nation with 2.0 blocks per game
- One of two SEC players to average a double-double in league play – 13.4 ppg, 10.0 rpg
- Ranks fourth among Gamecock freshman all-time with 36 blocked shots this season, just six shy of the program's freshman record
- Has led the team in scoring four times (Charleston Southern, at San Diego St., SC State, Vanderbilt)
- Has led the team in rebounding 10 times (LA Tech, Seton Hall, at San Diego St., at USC, NC Central, Savannah St., at Arkansas, Vanderbilt, Kentucky, Auburn)
- Earned third SEC Freshman of the Week award (Jan. 13) after averaging 12.0 points and 11.3 rebounds in wins over Kentucky and Auburn
- Scored all 14 of her points at Auburn, (Jan. 12) in first half, including eight during 19-10 run that closed half with game tied after Gamecocks trailed by as many as 12
- Set Gamecock freshman record with 17 rebounds against #9/10 Kentucky (Jan. 9) and posted fourth-straight double-double
- Named SEC Freshman of the Week (Jan. 6) for back-to-back double-doubles to open SEC play, becoming first Gamecock freshman ever to post double-doubles in her first two SEC outings
- Scored 12 of her career-high 24 points against Vanderbilt (Jan. 5) during final 10 minutes of first half to help turn two-point deficit into 11-point halftime lead
- Tied program's freshman single-game record with five blocks at Arkansas (Jan. 2) while posting second-straight double-double, including five defensive rebounds during crucial seven-minute stretch of second half to keep Razorbacks from putting together complete rally
- Recorded double-double against Savannah State (Dec. 28), doing nearly all of it in the second half – 11 points and nine rebounds in final 20 minutes
- Posted only perfect shooting night by a freshman (minimum five attempts each in program history), hitting 7-of-7 from the field and 9-of-9 free throws against SC State (Dec. 22), with field goal performance tying for fourth in Colonial Life Arena history
- Scored 17 of her career-high 21 points at San Diego State (Nov. 23) in the second half, including a personal 7-0 run late in the game
- Named SEC Freshman of the Week (Nov. 18) after averaging a double-double in two games (CofC, Seton Hall)
- Grabbed 14 rebounds against CofC (Nov. 14), 10 in the second half, to tie for third in school history among freshmen, one shy of the freshman school record

2013-14 Game-by-Game

Opponent	Date	GS	MIN	FG-A	3FG-A	FTA	Reb	PF	A	TO	B	S	TP
Chas. Sthrn.	11/08	17	9-14	0-0	2-2	4-3-7	2	1	1	2	1	20	
LA Tech	11/10	*	19	6-10	0-0	0-3	5-5-10	3	0	0	0	0	12
CofC	11/14	13	3-6	0-0	5-9	5-9-14	2	0	1	3	0	11	
Seton Hall	11/17	19	4-5	0-0	2-6	3-5-8	3	1	0	4	1	10	
at Clemson	11/20	15	2-5	0-0	5-8	1-5-6	4	0	1	1	2	9	
at San Diego State	11/23	22	5-6	0-0	11-15	1-7-8	4	0	0	1	0	21	
at USC	11/25	17	4-7	0-0	0-1	1-8-9	4	0	2	0	1	8	
NC Central	12/02	22	7-8	0-0	1-2	2-5-7	3	1	1	2	1	15	
at Charlotte	12/08	12	0-4	0-0	2-2	2-2-4	0	0	0	2	0	2	
vs. N. Carolina	12/18	9	0-0	0-0	0-0	0-1-1	1	0	1	1	0	0	
Winthrop	12/20	8	1-2	0-0	1-2	3-0-3	1	0	4	1	0	3	
SC State	12/22	17	7-7	0-0	9-9	0-5-5	0	1	3	3	0	23	
Savannah St.	12/28	24	4-5	0-0	9-14	5-7-12	2	0	2	3	0	17	
at Arkansas*	01/02	26	5-8	0-0	1-2	2-10-12	3	0	2	5	0	11	
Vanderbilt*	01/05	28	11-16	0-0	2-4	4-6-10	2	0	3	3	1	24	
Kentucky*	01/09	27	3-9	0-0	4-7	7-10-17	2	0	3	4	1	10	
at Auburn*	01/12	25	4-5	0-0	6-10	2-4-6	1	0	1	1	1	14	
at Texas A&M*	01/16	22	3-6	0-0	2-4	2-3-5	3	0	3	0	1	8	
Alabama*	01/19												
at Vanderbilt*	01/26												
Ole Miss*	01/30												
Missouri*	02/02												
at Miss. State*	02/06												
Arkansas*	02/09												
at LSU*	02/16												
at Kentucky*	02/20												
Florida*	02/23												
Georgia*	02/27												
at Tennessee*	03/02												

Career Highs – All Games

Pts24 vs. Vanderbilt, 1/5/14
 FG11 vs. Vanderbilt, 1/5/14
 FGA16 vs. Vanderbilt, 1/5/14
 FG %.....1.00 (7-7) vs SC State, 12/22/13
 FT11 at San Diego St., 11/23/13
 FTA15 at San Diego St., 11/23/13
 FT %.....1.00 (9-9), vs. SC State, 12/22/13
 Rebs.....17 vs. Kentucky, 1/9/14
 Off Rebs.....7 vs. Kentucky, 1/9/14
 Def Rebs...10, 2x, last vs Kentucky, 1/9/14
 Blks5 at Arkansas, 1/2/14
 Stls2 at Clemson, 11/20/13
 Assts1, 4x, last vs SC State, 12/22/13
 Min28 vs. Vanderbilt, 1/5/14

Season Highs – All Games

Pts24 vs. Vanderbilt, 1/5/14
 FG11 vs. Vanderbilt, 1/5/14
 FGA16 vs. Vanderbilt, 1/5/14
 FG %.....1.00 (7-7) vs SC State, 12/22/13
 FT11 at San Diego St., 11/23/13
 FTA15 at San Diego St., 11/23/13
 FT %1.00 (9-9), vs. SC State, 12/22/13
 Rebs.....17 vs Kentucky, 1/9/14
 Off Rebs7 vs. Kentucky, 1/9/14
 Def Rebs...10, 2x, last vs. Kentucky, 1/9/14
 Blks5 at Arkansas, 1/2/14
 Stls2 at Clemson, 11/20/13
 Assts1, 4x, last vs. SC State, 12/22/13
 Min28 vs. Vanderbilt, 1/5/14

Career – SEC Games

Pts24 vs. Vanderbilt, 1/5/14
 FG11 vs. Vanderbilt, 1/5/14
 FGA16 vs. Vanderbilt, 1/5/14
 FG %......800 (4-5), at Auburn, 1/12/14
 FT6 at Auburn, 1/12/14
 FTA10 at Auburn, 1/12/14
 FT %......600 (6-10), at Auburn, 1/12/14
 Rebs.....17 vs. Kentucky, 1/9/14
 Off Rebs7 vs. Kentucky, 1/9/14
 Def Rebs...10, 2x, last vs Kentucky, 1/9/14
 Blks5 at Arkansas, 1/2/14
 Stls...1, 4x, last at Texas A&M, 1/16/14
 Assts
 Min28 vs. Vanderbilt, 1/5/14

Season Highs – SEC Games

Pts24 vs. Vanderbilt, 1/5/14
 FG11 vs. Vanderbilt, 1/5/14
 FGA16 vs. Vanderbilt, 1/5/14
 FG %800 (4-5), at Auburn, 1/12/14
 FT6 at Auburn, 1/12/14
 FTA10 at Auburn, 1/12/14
 FT %600 (6-10), at Auburn, 1/12/14
 Rebs.....17 vs Kentucky, 1/9/14
 Off Rebs7 vs. Kentucky, 1/9/14
 Def Rebs...10, 2x, last vs. Kentucky, 1/9/14
 Blks5 at Arkansas, 1/2/14
 Stls.....1, 4x, last at Texas A&M, 1/16/14
 Assts
 Min28 vs. Vanderbilt, 1/5/14

Career Stats at South Carolina

Year	GP	GS	Min	Avg	FG	FGA	Pct	3FG	FGA	Pct	FT	FTA	Pct	Off	Def	Tot	Avg	PF	FO	A	TO	Blk	Stl	Pts	Avg
2013-14	18	1	342	19.0	78	123	.634	0	0	—	62	100	.620	49	95	144	8.0	40	0	4	28	36	10	218	12.1



TIFFANY DAVIS

5-7
R-Freshman
Guard
Houston, Texas
Westbury Christian

#15

Miscellaneous Stats

	Season	Career
Double-Double	0	0
10+ Points	0	0
5+ Assists	0	0
5+ Steals	0	1
Tm-High Pts.	0	0
Tm-High Assts.	0	0

- Has played in 16 games, including seven starts
- Was solid against pressure from #9/10 Kentucky, not committing a turnover in 16 minutes on the floor
- Grabbed a career-high six rebounds at Arkansas (Jan. 2)
- Scored a career-high eight in her third start of the season against Savannah State (Dec. 28), including a perfect shooting night highlighted by a pair of 3s
- Posted her most productive start against SC State (Dec. 22), scoring six points and matching career high with three assists
- Drew first career start against Winthrop (Dec. 20), taking over point guard duties from the injured Khadijah Sessions
- Returned to action at Charlotte (Dec. 8) after recovering from shoulder injury, playing a steady eight minutes
- Matched her career high with three assists in just three minutes at San Diego State (Nov. 23) before a first-half shoulder injury ended her game
- Scored a career-high seven points against College of Charleston (Nov. 14), hitting 2-of-4 from the field, including a 3-pointer, while dishing out three assists
- Returned from knee surgery last season to score five points on 2-of-3 shooting in the season opener against Charleston Southern (Nov. 8)

2013-14 Game-by-Game

Opponent	Date	GS	MIN	FG-A	3FG-A	FTA	Reb	PF	A	TO	B	S	TP
Chas. Sthrn.	11/08		16	2-3	0-0	1-3	1-1-2	1	1	2	1	0	5
LA Tech	11/10		10	1-4	1-4	0-0	1-1-2	0	1	2	0	1	3
CofC	11/14		19	2-4	1-2	2-2	0-1-1	0	3	2	0	1	7
Seton Hall	11/17		5	0-0	0-0	0-0	0-1-1	0	0	1	0	0	0
at Clemson	11/20		10	0-0	0-0	0-0	0-0-0	0	1	0	0	0	0
at San Diego State	11/23		3	0-1	0-0	0-0	0-0-0	0	3	0	0	0	0
at USC	11/25												
NC Central	12/02												
at Charlotte	12/08		8	0-0	0-0	0-0	0-0-0	1	0	1	0	0	0
vs. N. Carolina	12/18		7	0-1	0-0	0-0	0-0-0	0	0	0	0	0	0
Winthrop	12/20	*	26	1-5	1-5	0-0	0-4-4	2	2	6	0	1	3
SC State	12/22	*	15	2-6	2-2	0-0	0-1-1	0	3	3	0	1	6
Savannah St.	12/28	*	22	3-3	2-2	0-2	0-1-1	1	0	1	0	0	8
at Arkansas*	01/02	*	30	1-4	0-1	1-2	0-6-6	3	1	6	0	0	3
Vanderbilt*	01/05	*	18	1-2	0-1	1-1	0-1-1	3	2	1	0	0	3
Kentucky*	01/09	*	16	0-2	0-0	0-0	0-0-0	2	1	0	0	0	0
at Auburn*	01/12	*	3	0-1	0-1	0-0	0-1-1	1	0	2	0	0	0
at Texas A&M*	01/16		11	0-0	0-0	0-0	0-1-1	2	0	1	0	0	0
Alabama*	01/19												
at Vanderbilt*	01/26												
Ole Miss*	01/30												
Missouri*	02/02												
at Miss. State*	02/06												
Arkansas*	02/09												
at LSU*	02/16												
at Kentucky*	02/20												
Florida*	02/23												
Georgia*	02/27												
at Tennessee*	03/02												

Career Highs – All Games

Pts 8 vs. Savannah St., 12/28/13
 FG 3 vs. Savannah State, 12/28/13
 FGA 6 vs. SC State, 12/22/13
 FG % ... 1.00 (3-3) vs. Savannah St., 12/28/13
 3FG 2, 2x, last vs. Sav. St., 12/28/13
 3FGA 5 vs. Winthrop, 12/20/13
 3FG % 1.00 (2-2), 2x, last vs. Savannah St., 12/28/13
 FT 2, 2x, last vs. CofC, 11/14/13
 FTA 3 vs. Chas. Southern, 11/8/13
 FT % 1.00 (2-2), 2x, last vs. CofC, 11/14/13
 Rebs 6 at Arkansas, 1/2/14
 Off Rebs 4 vs. Winthrop 12/20/13
 Def Rebs 6 at Arkansas, 1/2/14
 Stls 5 vs. Elon, 11/9/12
 Assts 3, 4x, last vs. SC State, 12/22/13
 Min 30 at Arkansas, 1/2/14

Season Highs – All Games

Pts 8 vs. Savannah St., 12/28
 FG 3 vs. Savannah State, 12/28
 FGA 6 vs. SC State, 12/22
 FG % . 1.00 (3-3) vs. Savannah St., 12/28
 3FG 2, 2x, last vs. Sav. St., 12/28
 3FGA 5 vs. Winthrop, 12/20
 3FG % 1.00 (2-2), 2x, last vs. Savannah St., 12/28
 FT 2, 2x, last vs. CofC, 11/14
 FTA 3 vs. Chas. Southern, 11/8
 FT % 1.00 (2-2), 2x, last vs. CofC, 11/14
 Rebs 6 at Arkansas, 1/2
 Off Rebs 4 vs. Winthrop 12/20
 Def Rebs 6 at Arkansas, 1/2
 Stls 1, 4x, last vs. SC State, 12/22
 Assts 3, 3x, last vs. SC State, 12/22
 Min 30 at Arkansas, 1/2

Career – SEC Games

Pts 3, 2x, last vs. Vanderbilt, 1/5/14
 FG 1, 2x, last vs. Vanderbilt, 1/5/14
 FGA 4 at Arkansas, 1/2/14
 FG %500 (1-2), vs. Vanderbilt, 1/5/14
 3FG
 3FGA 1, 3x, last at Auburn, 1/12/14
 3FG %
 FT 1, 2x, last vs. Vanderbilt, 1/5/14
 FTA 2 at Arkansas, 1/2/14
 FT % 1.00 (1-1), vs. Vanderbilt, 1/5/14
 Rebs 6 at Arkansas, 1/2/14
 Off Rebs
 Def Rebs 6 at Arkansas, 1/2/14
 Stls
 Assts 2 vs. Vanderbilt, 1/5/14
 Min 30 at Arkansas, 1/2/14

Season Highs – SEC Games

Pts 3, 2x, last vs. Vanderbilt, 1/5
 FG 1, 2x, last vs. Vanderbilt, 1/5
 FGA 4 at Arkansas, 1/2
 FG %500 (1-2), vs. Vanderbilt, 1/5
 3FG
 3FGA 1, 3x, last at Auburn, 1/12
 3FG %
 FT 1, 2x, last vs. Vanderbilt, 1/5
 FTA 2 at Arkansas, 1/2
 FT % .. 1.000 (1-1), vs. Vanderbilt, 1/5
 Rebs 6 at Arkansas, 1/2
 Off Rebs
 Def Rebs 6 at Arkansas, 1/2
 Stls
 Assts 2 vs. Vanderbilt, 1/5
 Min 30 at Arkansas, 1/2

Career Stats at South Carolina

Year	GP	GS	Min	Avg	FG	FGA	Pct	3FG	FGA	Pct	FT	FTA	Pct	Off	Def	Tot	Avg	PF	FO	A	TO	Blk	Stl	Pts	Avg
2012-13	3	0	40	13.3	4	8	.500	1	4	.250	3	4	.750	1	3	4	1.3	2	0	4	2	0	5	12	4.0
2013-14	16	7	219	13.7	13	36	.361	7	18	.389	5	10	.500	2	19	21	1.3	16	0	18	28	1	4	38	2.4
Career Totals	19	7	259	13.6	17	44	.386	8	22	.364	8	14	.571	3	22	25	1.3	18	0	22	30	1	9	50	2.6



ASIA DOZIER

6-0
Sophomore
Guard/Forward
Columbia, S.C.
Spring Valley

#31

Miscellaneous Stats

	Season	Career
Double-Double	0	0
10+ Points	5	7
10+ Rebounds	0	1
5+ Assists	4	5
Tm-High Pts.	1	1
Tm-High Assts.	5	6

- Has played in every game this season, starting 17
- Has led the team in scoring one time (CofC)
- Had led the team in assists five times (at Charlotte, at Arkansas, Vanderbilt, Kentucky, at Auburn)
- Ranks 14th in the SEC with 3.4 assists per conference game
- Drained a 3 to bring Gamecocks within a point with under four minutes to play at #25/21 Texas A&M
- Hit a 3 early in second half at Auburn (Jan. 12) to give Gamecocks first lead of the game, added a free throw late in game to hold off Tigers' late rally
- Dished a team-high five assists against Vanderbilt (Jan. 5) for the second-straight game
- Played solid all-around game at Arkansas (Jan. 2), tying career high with five assists while logging just shy of the full 40 minutes
- Netted three 3s en route to 13 points and handed out five assists in 39 minutes, playing huge role in staving off second-half Winthrop (Dec. 20) rally
- Responded well to coming off the bench at Charlotte (Dec. 8), contributing in every category – 10 points, four assists, five rebounds, two steals in 32 minutes
- Scored all of her career-high 16 points at San Diego State (Nov. 23) in the first half, hitting 3-of-6 3s in her 17 minutes before halftime
- Posted a career-high 16 points against College of Charleston (Nov. 14) to lead the team in scoring for first time in her career

2013-14 Game-by-Game

Opponent	Date	GS	MIN	FG-A	3FG-A	FTA	Reb	PF	A	TO	B	S	TP
Chas. Sthrn.	11/08	*	17	1-3	0-0	2-2	2-1-3	1	5	1	1	2	4
LA Tech	11/10	*	21	3-5	1-1	0-0	0-1-1	1	0	3	0	0	7
CofC	11/14	*	25	6-12	4-8	0-0	0-2-2	1	3	1	0	0	16
Seton Hall	11/17	*	27	2-6	2-4	0-0	0-4-4	2	2	3	0	2	6
at Clemson	11/20	*	30	2-9	0-5	0-1	3-6-9	3	0	2	0	0	4
at San Diego State	11/23	*	28	5-13	4-10	2-2	3-0-3	2	0	2	0	2	16
at USC	11/25	*	25	1-4	0-1	2-2	0-2-2	1	2	3	0	0	4
NC Central	12/02	*	18	2-3	1-2	1-2	0-2-2	0	1	0	0	0	6
at Charlotte	12/08		32	4-7	0-1	2-3	2-3-5	1	4	5	1	2	10
vs. N. Carolina	12/18	*	21	1-3	0-2	1-2	1-2-3	4	1	2	0	0	3
Winthrop	12/20	*	39	4-9	3-7	2-4	0-2-2	1	5	2	0	0	13
SC State	12/22	*	20	1-5	1-4	1-2	0-0-4	0	3	1	0	1	4
Savannah St.	12/28	*	19	4-8	2-2	0-0	0-1-1	2	1	0	0	1	10
at Arkansas*	01/02	*	40	4-12	1-3	0-0	0-2-2	2	5	7	0	1	9
Vanderbilt*	01/05	*	29	1-7	1-2	2-2	0-1-1	2	5	5	0	1	5
Kentucky*	01/09	*	24	0-6	0-1	0-0	0-1-1	3	4	2	1	0	0
at Auburn*	01/12	*	31	3-4	2-3	1-3	0-5-5	2	3	5	0	0	9
at Texas A&M*	01/16	*	33	2-9	1-5	0-0	0-3-3	4	0	4	1	0	5
Alabama*	01/19												
at Vanderbilt*	01/26												
Ole Miss*	01/30												
Missouri*	02/02												
at Miss. State*	02/06												
Arkansas*	02/09												
at LSU*	02/16												
at Kentucky*	02/20												
Florida*	02/23												
Georgia*	02/27												
at Tennessee*	03/02												

Career Highs – All Games

Pts 16, 2x, last at San Diego St., 11/23/13
FG 6 vs. C. of Charleston, 11/14/13
FGA..... 13 at San Diego St., 11/23/13
FG %...1.00 (4-4) at Kentucky, 2/14/13
3FG... 4, 2x, last at San Diego St., 11/23/13
3FGA..... 10 at San Diego St., 11/23/13
3FG %.... 1.00 (2-2), 2x, last vs. Savannah St., 12/28/13
FT..... 4 vs. Elon, 11/9/12
FTA..... 7 vs. Elon, 11/9/12
FT%..... 1.00 (2-2), 5x, last vs. Vanderbilt, 1/5/14
Rebs..... 10 vs. Elon, 11/9/12
Off Rebs 4 vs. Elon, 11/9/12
Def Rebs . 6, 2x, last at Clemson, 11/20/13
Blks.... 1, 8x, last at Texas A&M, 1/16/14
Stls..... 2, 5x, last at Charlotte, 12/8/13
Assts..... 5, 5x, last vs. Vanderbilt, 1/5/14
Min..... 40 vs. Arkansas, 1/2/14

Season Highs – All Games

Pts .. 16, 2x, last at San Diego St., 11/23
FG 6 vs. C. of Charleston, 11/14
FGA..... 13 at San Diego St., 11/23
FG %..... .750 (3-4) at Auburn, 1/12
3FG.. 4, 2x, last at San Diego St., 11/23
3FGA..... 10 at San Diego St., 11/23
3FG %..... 1.00 (2-2) vs. Savannah St. 12/28
FT..... 2 vs. Winthrop, 12/20
FTA..... 4 vs. Winthrop, 12/20
FT%..... 1.00 (2-2), 4x, last vs. Vanderbilt, 1/5
Rebs..... 9 at Clemson, 11/20
Off Rebs .. 3, 2x, last at San Diego St., 11/23
Def Rebs..... 6 at Clemson, 11/20
Blks 1, 4x, last at Texas A&M, 1/16
Stls..... 2, 4x, last at Charlotte, 12/8
Assts 5, 4x, last vs. Vanderbilt, 1/5
Min..... 40 vs. Arkansas, 1/2

Career – SEC Games

Pts 10 at Kentucky, 2/14/13
FG 4, 2x, last at Arkansas, 1/2/14
FGA..... 12 at Arkansas, 1/2/14
FG %...1.00 (4-4) at Kentucky, 2/14/13
3FG 2, 2x, last at Auburn, 1/12/14
3FGA..... 6 at Ole Miss, 2/17/13
3FG %... 1.00 (2-2) at Kentucky, 2/14/13
FT..... 2 vs. Vanderbilt, 1/5/14
FTA..... 3 at Auburn, 1/12/14
FT %...1.00 (2-2) vs. Vanderbilt, 1/5/14
Rebs..... 6 at Ole Miss, 2/17/13
Off Rebs..... 2 at Ole Miss, 2/17/13
Def Rebs..... 5 at Auburn, 1/12/14
Blks ... 1, 3x, last at Texas A&M, 1/16/14
Stls.... 1, 3x, last vs. Vanderbilt, 1/5/14
Assts .. 5, 2x, last vs. Vanderbilt, 1/5/14
Min..... 40 vs. Arkansas, 1/2/14

Season Highs – SEC Games

Pts 9, 2x, last at Auburn, 1/12
FG 4 at Arkansas, 1/2
FGA..... 12 at Arkansas, 1/2
FG %..... .750 (3-4), at Auburn, 1/12
3FG 2 at Auburn, 1/12
3FGA..... 5 at Texas A&M, 1/16
3FG %..... .666 (2-3), at Auburn, 1/12
FT..... 2 vs. Vanderbilt, 1/5
FTA..... 3 at Auburn, 1/12
FT % 1.00 (2-2), vs. Vanderbilt, 1/5
Rebs..... 5 at Auburn, 1/12
Off Rebs 5 at Auburn, 1/12
Def Rebs..... 5 at Auburn, 1/12
Blks 1, 2x, last at Texas A&M, 1/16
Stls..... 1, 2x, last vs. Vanderbilt, 1/5
Assts 5, 2x, last vs. Vanderbilt, 1/5
Min..... 40 vs. Arkansas, 1/2

Career Stats at South Carolina

Year	GP	GS	Min	Avg	FG	FGA	Pct	3FG	FGA	Pct	FT	FIA	Pct	Off	Def	Tot	Avg	PF	FO	A	TO	Blk	Stl	Pts	Avg
2012-13	31	0	398	12.8	28	134	.209	16	91	.176	11	24	.458	19	42	61	2.0	35	1	25	20	4	8	83	2.7
2013-14	18	17	479	26.6	46	125	.368	23	61	.377	16	25	.640	11	42	53	2.9	33	0	44	48	4	12	131	7.3
Career Totals	49	17	877	17.9	74	259	.286	39	152	.257	27	49	.551	30	84	114	2.3	68	1	69	68	8	20	214	4.4



INDIA FARMER

6-0
Freshman
Forward
North Myrtle Beach, S.C.
North Myrtle Beach

#0

Miscellaneous Stats

	Season	Career
Double-Double	0	0
10+ Points	0	0
10+ Rebounds	0	0
5+ Blocks	0	0
Tm-High Pts.	0	0
Tm-High Rebs.	0	0

- Has played in seven games
- Scored her first career points on a 3-pointer against NC Central (Dec. 2), also snagging three rebounds in her 11 minutes of play

2013-14 Game-by-Game

Opponent	Date	GS	MIN	FG-A	3FG-A	FTA	Reb	PF	A	TO	B	S	TP
Chas. Sthrn.	11/08	6	0-0	0-0	0-0	0-0-0	0	0	0	0	0	0	0
LA Tech	11/10	1	0-0	0-0	0-0	0-0-0	0	0	0	0	0	0	0
CofC	11/14	5	0-0	0-0	0-0	0-0-0	1	0	0	0	0	0	0
Seton Hall	11/17					— DNP (Coach's Decision)	—						
at Clemson	11/20	1	0-0	0-0	0-0	0-0-0	0	0	0	0	0	0	0
at San Diego State	11/23					— DNP (Coach's Decision)	—						
at USC	11/25					— DNP (Coach's Decision)	—						
NC Central	12/02	11	1-3	1-2	0-0	1-2-3	1	0	0	0	0	3	
at Charlotte	12/08					— DNP (Coach's Decision)	—						
vs. N. Carolina	12/18					— DNP (Coach's Decision)	—						
Winthrop	12/20					— DNP (Coach's Decision)	—						
SC State	12/22	5	0-2	0-0	0-0	1-0-1	0	0	0	0	0	0	0
Savannah St.	12/28	4	0-0	0-0	0-0	0-0-0	0	0	0	1	0	0	0
at Arkansas*	01/02					— DNP (Coach's Decision)	—						
Vanderbilt*	01/05					— DNP (Coach's Decision)	—						
Kentucky*	01/09					— DNP (Coach's Decision)	—						
at Auburn*	01/12					— DNP (Coach's Decision)	—						
at Texas A&M*	01/16					— DNP (Coach's Decision)	—						
Alabama*	01/19												
at Vanderbilt*	01/26												
Ole Miss*	01/30												
Missouri*	02/02												
at Miss. State*	02/06												
Arkansas*	02/09												
at LSU*	02/16												
at Kentucky*	02/20												
Florida*	02/23												
Georgia*	02/27												
at Tennessee*	03/02												

Career Highs – All Games

Pts	3 vs. NC Central, 12/2/13
FG	1 vs. NC Central, 12/2/13
FGA	3 vs. NC Central, 12/2/13
FG %	.333 (1-3) vs. NCCU, 12/2/13
3FG	1 vs. NC Central, 12/2/13
3FGA	2 vs. NC Central, 12/2/13
3FG %	.500 (1-2) vs. NCCU, 12/2/13
FT	—
FTA	—
FT %	—
Rebs	3 vs. NC Central, 12/2/13
Off Rebs	1, 2x, last vs. SC State, 12/22/13
Def Rebs	2 vs. NC Central, 12/2/13
Blks	1, vs. Savannah State, 12/28/13
Stls	—
Assts	—
Min	11 vs. NC Central, 12/2/13

Season Highs – All Games

Pts	3 vs. NC Central, 12/2/13
FG	1 vs. NC Central, 12/2/13
FGA	3 vs. NC Central, 12/2/13
FG %	.333 (1-3) vs. NCCU, 12/2/13
3FG	1 vs. NC Central, 12/2/13
3FGA	2 vs. NC Central, 12/2/13
3FG %	.500 (1-2) vs. NCCU, 12/2/13
FT	—
FTA	—
FT %	—
Rebs	3 vs. NC Central, 12/2/13
Off Rebs	1, 2x, last vs. SC State, 12/22/13
Def Rebs	2 vs. NC Central, 12/2/13
Blks	1, vs. Savannah State, 12/28/13
Stls	—
Assts	—
Min	11 vs. NC Central, 12/2/13

Career – SEC Games

Pts	—
FG	—
FGA	—
FG %	—
FT	—
FTA	—
FT %	—
Rebs	—
Off Rebs	—
Def Rebs	—
Blks	—
Stls	—
Assts	—
Min	—

Season Highs – SEC Games

Pts	—
FG	—
FGA	—
FG %	—
FT	—
FTA	—
FT %	—
Rebs	—
Off Rebs	—
Def Rebs	—
Blks	—
Stls	—
Assts	—
Min	—

Career Stats at South Carolina

Year	GP	GS	Min	Avg	FG	FGA	Pct	3FG	FGA	Pct	FT	FTA	Pct	Off	Def	Tot	Avg	PF	FO	A	TO	Blk	Stl	Pts	Avg
2013-14	7	0	33	4.7	1	5	.200	1	2	.500	0	0	—	2	2	4	0.57	2	0	0	0	1	0	3	0.4



OLIVIA GAINES

5-7
Junior
Guard
Chester, S.C.
Louisburg College (N.C.)

#2

Miscellaneous Stats

	Season	Career
Double-Double	0	0
10+ Points	0	0
10+ Rebounds	0	0
5+ Assists	1	1
Tm-High Pts.	0	0
Tm-High Assts.	1	1

- Has played in 16 games, adding great spark to defensive effort in recent outings
- Played huge role in second-half comeback at #25/21 Texas A&M (Jan. 16), providing great pressure on the point guard defensively and draining 3 at the end of the shot clock to cap a 16-2 run that helped cut the 17-point halftime deficit to one with 9:38 to play then hit a long jumper to stave off an Aggies' run three minutes later
- Continued strong play late in non-conference slate with career-high seven points against Savannah State (Dec. 28), including four points and aggressive defense during key 17-5 run late in first half
- Delivered best game of her season against SC State (Dec. 22) with six points, four rebounds and two assists
- Provided great spark defensively in second half against #14/13 North Carolina (Dec. 18), helping key a 14-3 run that brought team within two points after trailing by 12 at the half
- Was solid in 18 minutes against NC Central (Dec. 2), hitting a pair of field goals, pulling down five rebounds and handing out four assists with just one turnover
- Made a statement in her debut with four points, five assists, four rebounds and three steals in 17 minutes against Charleston Southern (Nov. 8)

2013-14 Game-by-Game

Opponent	Date	GS	MIN	FG-A	3FG-A	FTA	Reb	PF	A	TO	B	S	TP
Chas. Sthrn.	11/08	17	2-3	0-0	0-0	2-2-4	0	5	1	1	3	4	
LA Tech	11/10	9	1-2	0-0	0-1	3-1-4	1	3	1	1	0	2	
CofC	11/14	11	0-1	0-0	2-2	0-1-1	1	0	1	0	1	2	
Seton Hall	11/17	5	0-0	0-0	0-1-1	2	1	0	0	0	0	0	
at Clemson	11/20	— DNP (Coach's Decision) —											
at San Diego State	11/23	5	0-0	0-0	1-2	1-0-1	0	1	0	0	1	1	
at USC	11/25	— DNP (Coach's Decision) —											
NC Central	12/02	18	2-3	0-1	0-0	1-4-5	1	4	1	0	1	4	
at Charlotte	12/08	4	0-0	0-0	0-0	0-1-1	1	0	0	0	0	0	
vs. N. Carolina	12/18	11	1-2	0-0	0-0	0-1-1	1	2	1	0	0	2	
Winthrop	12/20	13	0-1	0-0	2-2	0-1-1	3	1	0	0	0	2	
SC State	12/22	18	2-2	0-0	2-2	1-3-4	0	2	1	0	1	6	
Savannah St.	12/28	19	3-5	0-0	1-2	0-0-0	4	1	2	0	1	7	
at Arkansas*	01/02	12	0-1	0-0	1-2	0-1-1	0	1	0	0	1	1	
Vanderbilt*	01/05	14	0-0	0-0	2-2	0-1-1	1	2	1	0	1	2	
Kentucky*	01/09	2	1-1	0-0	0-0	0-0-0	1	0	0	0	0	2	
at Auburn*	01/12	5	0-0	0-0	1-2	0-0-0	2	0	0	0	0	1	
at Texas A&M*	01/16	9	2-2	1-1	0-0	0-2-2	1	0	0	0	1	5	
Alabama*	01/19												
at Vanderbilt*	01/26												
Ole Miss*	01/30												
Missouri*	02/02												
at Miss. State*	02/06												
Arkansas*	02/09												
at LSU*	02/16												
at Kentucky*	02/20												
Florida*	02/23												
Georgia*	02/27												
at Tennessee*	03/02												

Career Highs – All Games

Pts 7 vs. Savannah St., 12/28/13
 FG 3 vs. Savannah St., 12/28/13
 FGA 5 vs. Savannah St., 12/28/13
 FG % 1.00 (2-2), vs. SC State, 12/22/13
 3FG
 3FGA 1, 2x, last at Texas A&M, 1/16/14
 3FG % .. 1.00 (1-1) at Texas A&M, 1/16/14
 FT 2, 4x, last vs. Vanderbilt, 1/5/14
 FTA 2, 8x, last at Auburn, 1/12/14
 FT % 1.00 (2-2), 4x, last vs. Vanderbilt, 1/5/14
 Rebs 5 vs. NC Central, 12/2/13
 Off Rebs 3 vs. La Tech, 11/10/13
 Def Rebs 4 vs. NC Central, 12/2/13
 Blks .. 1, 2x, last vs. LA Tech, 11/10/13
 Stls 3 vs. Chas. Southern, 11/8/13
 Assts 5 vs. Chas. Southern, 11/8/13
 Min 19, vs. Savannah St., 12/28/13

Season Highs – All Games

Pts 7 vs. Savannah St., 12/28
 FG 3 vs. Savannah St., 12/28
 FGA 5 vs. Savannah St., 12/28
 FG % 1.00 (2-2), vs. SC State, 12/22
 3FG 1 at Texas A&M, 1/16
 3FGA 1, 2x, last at Texas A&M, 1/16
 3FG % 1.00 (1-1) at Texas A&M, 1/16
 FT 2, 4x last vs. Vanderbilt, 1/5
 FTA 2, 8x, last at Auburn, 1/12
 FT % 1.00 (2-2), 4x, last vs. Vanderbilt, 1/5
 Rebs 5 vs. NC Central, 12/2
 Off Rebs 3 vs. La Tech, 11/10
 Def Rebs 4 vs. NC Central, 12/2
 Blks 1, 2x, last vs. LA Tech, 11/10
 Stls 3 vs. Chas. Southern, 11/8
 Assts 5 vs. Chas. Southern, 11/8
 Min 19, vs. Savannah St., 12/28

Career – SEC Games

Pts 5 at Texas A&M, 1/16/14
 FG 2 at Texas A&M, 1/16/14
 FGA 2 at Texas A&M, 1/16/14
 FG % 1.00 (2-2) at Texas A&M, 1/16/14
 3FG 1 at Texas A&M, 1/16/14
 3FGA 1 at Texas A&M, 1/16/14
 3FG % .. 1.00 (1-1) at Texas A&M, 1/16/14
 FT 2 vs. Vanderbilt, 1/5/14
 FTA 2, 3x, last at Auburn, 1/12/14
 FT % 1.00 (2-2), vs. Vanderbilt, 1/5/14
 Rebs 2 at Texas A&M, 1/16/14
 Off Rebs
 Def Rebs 2 at Texas A&M, 1/16/14
 Blks
 Stls 1, 3x, last at Texas A&M, 1/16/14
 Assts 2 vs. Vanderbilt, 1/5/14
 Min 14 vs. Vanderbilt, 1/5/14

Season Highs – SEC Games

Pts 5 at Texas A&M, 1/16
 FG 2 at Texas A&M, 1/16
 FGA 2 at Texas A&M, 1/16
 FG % .. 1.00 (2-2) at Texas A&M, 1/16
 3FG 1 at Texas A&M, 1/16
 3FGA 1 at Texas A&M, 1/16
 3FG % ... 1.00 (1-1) at Texas A&M, 1/16
 FT 2 vs. Vanderbilt, 1/5
 FTA 2, 3x, last at Auburn, 1/12
 FT % ... 1.00 (2-2), vs. Vanderbilt, 1/5
 Rebs 2 at Texas A&M, 1/16
 Off Rebs
 Def Rebs 2 at Texas A&M, 1/16
 Blks
 Stls 1, 3x, last at Texas A&M, 1/16
 Assts 2 vs. Vanderbilt, 1/5
 Min 14 vs. Vanderbilt, 1/5

Career Stats at South Carolina

Year	GP	GS	Min	Avg	FG	FGA	Pct	3FG	FGA	Pct	FT	FTA	Pct	Off	Def	Tot	Avg	PF	FO	A	TO	Blk	Stl	Pts	Avg
2013-14	16	0	172	10.8	14	23	.609	1	2	.500	12	17	.706	8	19	27	1.6	19	0	23	9	2	11	41	2.6



ELEM IBIAM

**6-4
Junior
Center
Fayetteville, Ga.
Fayette County**

#33

Miscellaneous Stats

	Season	Career
Double-Double	0	1
10+ Points	8	15
10+ Rebounds	1	3
5+ Blocks	2	4
Tm-High Pts.	2	4
Tm-High Rebs.	3	10

- Has started all 18 games this season
- Leads the SEC and ranks 25th in the nation with 2.5 blocks per game ... Has nine games of three or more blocks
- Has 45 blocks on the season, which is tied for ninth in school history in a single-season and leaves her just 15 shy of Lakesha Tolliver's school-record 60 (2006-07)
- Has led the team in scoring twice (Seton Hall, at Charlotte)
- Has led the team in rebounding three times (Seton Hall, at Charlotte, SC State)
- Pulled down a career-high 12 rebounds at Texas A&M (Jan. 16)
- Tied the Gamecock record for blocks in an SEC game and for fourth in Colonial Life Arena history with six against #9/10 Kentucky (Jan. 9), including four in second half
- Scored seven straight points during Gamecocks 10-minute run in first half against Vanderbilt (Jan. 5) that turned two-point deficit into 11-point halftime lead
- Was great on the glass in second half against Winthrop (Dec. 20), grabbing seven of her team-high nine in the second period to help hold off rally
- Anchored the paint against #14/13 North Carolina (Dec. 18), shooting 7-of-10 from the field and blocking four shots
- Matched her career high with 19 points at Charlotte (Dec. 8), dominating first half with 10 points and six (of her nine total) rebounds to keep game close while Aleighsa Welch was on the bench with foul trouble
- Scored seven of her 11 points and grabbed six of her eight rebounds against Louisiana Tech (Nov. 10) in the first 10 minutes of the second half
- Tied for fourth-best perfect shooting night in Colonial Life Arena history, going 7-of-7 from the field against Charleston Southern (Nov. 8)
- Matched her career high and third in Colonial Life Arena history with five blocks against Charleston Southern (Nov. 8)

2013-14 Game-by-Game

Opponent	Date	GS	MIN	FG-A	3FG-A	FTA	Reb	PF	A	TO	B	S	TP
Chas. Sthrn.	11/08	*	20	7-7	0-0	3-5	1-5-6	0	0	1	5	2	17
LA Tech	11/10	*	24	3-6	0-0	5-10	2-6-8	5	1	3	3	1	11
CofC	11/14	*	23	5-8	0-0	2-5	2-4-6	2	0	0	3	1	12
Seton Hall	11/17	*	29	5-10	0-0	8-9	1-7-8	2	0	2	3	0	18
at Clemson	11/20	*	25	5-6	0-0	0-0	3-3-6	2	1	0	1	1	10
at San Diego State	11/23	*	21	2-3	0-0	1-2	1-3-4	3	1	1	1	1	5
at USC	11/25	*	19	2-5	0-0	0-0	2-3-5	5	1	2	2	0	4
NC Central	12/02	*	20	0-1	0-0	2-2	0-3-3	2	0	1	1	0	2
at Charlotte	12/08	*	30	7-14	0-0	5-7	2-7-9	2	0	1	3	1	19
vs. N. Carolina	12/18	*	33	7-10	0-0	0-0	3-2-5	4	1	1	4	2	14
Winthrop	12/20	*	32	6-12	0-0	0-0	2-7-9	2	0	1	3	0	12
SC State	12/22	*	25	4-10	0-0	1-2	5-4-9	1	1	2	1	1	9
Savannah St.	12/28	*	18	1-7	0-0	3-4	3-6-9	3	0	0	1	1	5
at Arkansas*	01/02	*	15	1-4	0-0	2-2	1-3-4	4	0	1	1	0	4
Vanderbilt*	01/05	*	20	3-4	0-0	5-6	2-6-8	4	0	2	2	0	11
Kentucky*	01/09	*	16	4-8	0-0	1-1	0-4-4	4	0	1	6	0	9
at Auburn*	01/12	*	24	2-3	0-0	0-0	1-2-3	2	0	1	1	0	4
at Texas A&M*	01/16	*	34	2-6	0-0	0-2	2-10-12	2	2	3	4	0	4
Alabama*	01/19												
at Vanderbilt*	01/26												
Ole Miss*	01/30												
Missouri*	02/02												
at Miss. State*	02/06												
Arkansas*	02/09												
at LSU*	02/16												
at Kentucky*	02/20												
Florida*	02/23												
Georgia*	02/27												
at Tennessee*	03/02												

Career Highs – All Games

Pts ... 19, 2x, last at Charlotte, 12/8/13
FG 8 vs. Alabama, 3/7/13
FGA 14 at Charlotte, 12/8/13
FG % 1.00 (7-7) vs. Charleston Southern, 11/8/13
FT 8 vs. Seton Hall, 11/17/13
FTA 10 vs. LA Tech, 11/10/13
FT % 1.000 (2-2), 3x, last at Arkansas, 1/2/14
Rebs 12 at Texas A&M, 1/16/14
Off Rebs 6 vs. Elon, 11/9/12
Def Rebs ... 10 at Texas A&M, 1/16/14
Blks 6 vs. Kentucky, 1/9/14
Stls ... 2, 4x, last vs. N. Carolina, 12/18/13
Assts .. 3 vs. South Dakota St., 3/23/13
Min 34 at Texas A&M, 1/16/14

Season Highs – All Games

Pts 19 at Charlotte, 12/8
FG 7, 3x, last vs N. Carolina, 12/18
FGA 14 at Charlotte, 12/8
FG % 1.00 (7-7) vs. Charleston Southern, 11/8
FT 8 vs. Seton Hall, 11/17
FTA 10 vs. LA Tech, 11/10
FT % 1.00 (2-2) at Arkansas, 1/2
Rebs 12 at Texas A&M, 1/16
Off Rebs 5, vs. SC State, 12/22
Def Rebs 10 at Texas A&M, 1/16
Blks 6 vs. Kentucky, 1/9
Stls ... 2, 2x, last vs. N. Carolina, 12/18
Assts 2 at Texas A&M, 1/16
Min 34 at Texas A&M, 1/16

Career – SEC Games

Pts 15 at Kentucky, 2/14/13
FG 6 at Kentucky, 2/14/13
FGA ... 8, 2x, last vs. Kentucky, 1/9/14
FG %857 (6-7) at Kentucky, 2/14/13
FT 5, 2x, last vs. Vanderbilt, 1/5/14
FTA ... 8 vs. Mississippi State, 2/24/13
FT % .. 1.00 (3-3) at Kentucky, 2/14/13
Rebs 12 at Texas A&M, 1/16/14
Off Rebs 4, 2x, last vs. Ky., 1/24/13
Def Rebs ... 10 at Texas A&M, 1/16/14
Blks 6 vs. Kentucky, 1/9/14
Stls 1, 4x, last vs. Florida, 3/3/13
Assts 2 at Texas A&M, 1/16/14
Min 34 at Texas A&M, 1/16/14

Season Highs – SEC Games

Pts 11 vs. Vanderbilt, 1/5
FG 4 vs. Kentucky, 1/9
FGA 8 vs. Kentucky, 1/9
FG %750 (3-4), vs. Vanderbilt, 1/5
FT 5 vs. Vanderbilt, 1/5
FTA 6 vs. Vanderbilt, 1/5
FT % 1.00 (2-2) at Arkansas, 1/2
Rebs 12 at Texas A&M, 1/16
Off Rebs ... 2, 2x, last at Texas A&M, 1/16
Def Rebs 10 at Texas A&M, 1/16
Blks 6 vs. Kentucky, 1/9
Stls
Assts 2 at Texas A&M, 1/16
Min 34 at Texas A&M, 1/16

Career Stats at South Carolina

Year	GP	GS	Min	Avg	FG	FGA	Pct	3FG	FGA	Pct	FT	FIA	Pct	Off	Def	Tot	Avg	PF	FO	A	TO	Blk	Stl	Pts	Avg
2011-12	25	0	197	7.9	26	59	.441	0	1	.000	22	35	.629	34	40	74	3.0	33	0	4	16	17	2	74	3.0
2012-13	30	0	472	15.7	64	131	.489	0	0	—	32	64	.500	52	83	135	4.5	48	1	8	20	30	11	160	5.3
2013-14	18	18	428	23.8	66	124	.532	0	0	—	38	57	.667	33	85	118	6.5	49	2	8	23	45	11	170	9.4
Career Totals	73	18	1097	15.0	156	314	.497	0	1	.000	92	156	.590	119	208	327	4.4	130	3	20	59	92	24	404	5.5



TIFFANY MITCHELL

5-9
Sophomore
Guard
Charlotte, N.C.
Providence Day

#25

Miscellaneous Stats

	Season	Career
Double-Double	1	3
20+ Points	2	3
10+ Points	17	31
10+ Rebounds	1	6
5+ Assists	3	3
5+ Steals	4	5
Tm-High Pts.	7	14
Tm-High Rebs.	0	6
Tm-High Assts.	7	9

- Ranks eighth in the SEC in scoring, third in FG percentage and steals (2.6), 12th in FT percentage ... in conference games is fifth in league in scoring (17.8 ppg), third in FG percentage (.556) and 15th in rebounding (6.4 rpg)
- Has led the team in scoring seven times (at USC, NC Central, Winthrop, Savannah St., at Ark., Ky., at Auburn)
- Has led the team in assists seven times (at Clemson, at San Diego St., at USC, at Charlotte, Winthrop, SC State, at Texas A&M)
- Scored five points in final 20 seconds at #25/21 Texas A&M (Jan. 16) to send game to overtime, during which she added four points in bid for victory
- Swiped career-high six steals at Auburn (Jan. 12) and scored six of her 18 points during an 8-0 run after Tigers cut lead to three with five minutes to play
- Sank 4-of-4 free throws in final two minutes to ice win over Vanderbilt (Jan. 5), finishing with 19 points
- Grabbed two defensive rebounds and hit 4-of-4 free throws in final 30 seconds to secure win at Arkansas (Jan. 2) en route to first double-double of the season
- Netted 12 of her 18 points against Savannah State (Dec. 28) at free throw line, scoring seven points during key 17-5 run late in first half
- Key element in holding off second-half charge from Winthrop (Dec. 20), scoring 12 points in second half en route to her total of 20, which included a career-high four 3s
- Scored 16 of her 18 points against #14/13 North Carolina (Dec. 18) in second half, highlighted by four during a 14-3 run that included a layup after stealing an inbound pass under the basket to bring team within two after trailing by 12 at half, and team's lone 3-pointer to pull within four with 4:23 to play
- Recorded 11 of her 15 points at Charlotte (Dec. 8) in the first half to keep Gamecocks just ahead of upset-minded 49ers
- Scored 12 of her 17 points at San Diego State in the second half, while handing out six of her career-high nine assists in the final 20 minutes as well

2013-14 Game-by-Game

Opponent	Date	GS	MIN	FG-A	3FG-A	FTA	Reb	PF	A	TO	B	S	TP
Chas. Sthrn.	11/08	*	21	6-10	0-0	0-0	1-0-1	0	1	0	0	5	12
LA Tech	11/10	*	27	4-9	1-4	1-3	0-4-4	1	3	2	0	1	10
CofC	11/14	*	26	3-7	2-3	3-7	3-5-8	1	1	2	0	0	11
Seton Hall	11/17	*	36	5-10	2-3	3-6	1-2-3	2	4	1	0	1	15
at Clemson	11/20	*	28	6-10	2-4	0-0	2-4-6	0	5	4	0	2	14
at San Diego State	11/23	*	26	6-10	1-2	4-5	1-2-3	2	9	1	0	3	17
at USC	11/25	*	34	6-9	0-1	10-13	3-3-6	3	4	6	0	5	22
NC Central	12/02	*	14	7-9	2-3	3-4	1-2-3	1	1	1	0	3	19
at Charlotte	12/08	*	36	4-9	0-2	7-7	1-2-3	0	4	3	0	3	15
vs. N. Carolina	12/18	*	34	4-13	1-2	9-10	2-3-5	3	1	3	0	2	18
Winthrop	12/20	*	34	7-9	4-5	2-5	0-1-1	3	7	6	0	1	20
SC State	12/22	*	31	2-8	1-3	0-0	4-5-9	0	4	1	0	1	5
Savannah St.	12/28	*	27	3-5	0-1	12-16	0-7-7	0	4	3	0	5	18
at Arkansas*	01/02	*	35	5-10	0-0	6-8	3-8-11	4	1	3	0	1	16
Vanderbilt*	01/05	*	36	6-9	2-2	5-6	0-4-4	4	4	1	1	3	19
Kentucky*	01/09	*	39	5-11	0-1	7-8	0-7-7	2	3	2	2	2	17
at Auburn*	01/12	*	35	6-13	1-2	5-5	0-2-2	3	1	7	0	6	18
at Texas A&M*	01/16	*	38	8-11	2-2	1-2	1-7-8	4	1	4	0	0	19
Alabama*	01/19												
at Vanderbilt*	01/26												
Ole Miss*	01/30												
Missouri*	02/02												
at Miss. State*	02/06												
Arkansas*	02/09												
at LSU*	02/16												
at Kentucky*	02/20												
Florida*	02/23												
Georgia*	02/27												
at Tennessee*	03/02												

Career Highs – All Games

Pts 22 at USC, 11/25/13
FG 8, 2x, last at Texas A&M, 1/16/14
FGA..... 17 vs. Tennessee, 1/3/13
FG %... .833 (5-6) vs. Western Carolina, 12/29/12
3FG 4 vs. Winthrop, 12/20/13
3FGA 5 vs. Winthrop, 12/20/13
3FG %..... 1.00 (2-2), 5x, last at Texas A&M, 1/16/14
FT..... 12 vs. Savannah St., 12/28/13
FTA..... 16 vs. Savannah St., 12/28/13
FT %... 1.00 (7-7), at Charlotte, 12/8/13
Rebs..... 11, 5x, last at Arkansas, 1/2/14
Off Rebs..... 6 at Florida, 1/20/13
Def Rebs..... 8, 3x, last at Arkansas, 1/2/14
Blks 2 vs. Kentucky, 1/9/14
Stls..... 6 at Auburn, 1/12/14
Assts 9 at San Diego State, 11/23/13
Min..... 39 vs. Kentucky, 1/9/14

Season Highs – All Games

Pts 22 at USC, 11/25
FG 8 at Texas A&M, 1/16
FGA..... 13, 2x, last at Auburn, 1/12
FG %..... .777 (7-9), 2x, last vs. Winthrop, 12/20/13
3FG 4 vs. Winthrop, 12/20
3FGA..... 5 vs. Winthrop, 12/20
3FG % 1.00 (2-2), 2x, last at Texas A&M, 1/16
FT..... 12 vs. Savannah St., 12/28
FTA..... 16 vs. Savannah St., 12/28
FT %..... 1.00 (7-7), at Charlotte, 12/8
Rebs..... 11 at Arkansas, 1/2
Off Rebs 4 vs. SC State, 12/22
Def Rebs..... 8 at Arkansas, 1/2
Blks 2 vs. Kentucky, 1/9
Stls..... 6 at Auburn, 1/12
Assts 9 at San Diego State, 11/23
Min..... 39 vs. Kentucky, 1/9

Career – SEC Games

Pts 19, 2x, last at Texas A&M, 1/16/14
FG 8 at Texas A&M, 1/16/14
FGA..... 17 vs. Tennessee, 1/3/13
FG %..... .727 (8-11), at TAMU, 1/16/14
3FG 2, 3x, last at TAMU, 1/16/14
3FGA..... 3, 4x, last at TAMU, 1/16/14
3FG % 1.00 (2-2), 2x, last at Texas A&M, 1/16/14
FT..... 7 vs. Kentucky, 1/9/14
FTA..... 10, 2x, last at Arkansas, 1/2/14
FT % .. 1.00 (5-5), at Auburn, 1/12/14
Rebs..... 11, 2x, last at Arkansas, 1/2/14
Off Rebs 6 at Florida, 1/20/13
Def Rebs..... 8 at Arkansas, 1/2/14
Blks 2 vs. Kentucky, 1/9/14
Stls..... 6 at Auburn, 1/12/14
Assts 4 vs. Vanderbilt, 1/5/14
Min..... 39 vs. Kentucky, 1/9/14

Season Highs – SEC Games

Pts 19, 2x, last at Texas A&M, 1/16
FG 8 at Texas A&M, 1/16
FGA..... 13 at Auburn, 1/12
FG %727 (8-11), at Texas A&M, 1/16
3FG 2, 2x, last at Texas A&M, 1/16
3FGA..... 3, 3x, last at Texas A&M, 1/16
3FG % 1.00 (2-2), 2x, last at Texas A&M, 1/16/14
FT..... 7 vs. Kentucky, 1/9
FTA..... 10 at Arkansas, 1/2
FT % 1.00 (5-5), at Auburn, 1/12
Rebs..... 11 at Arkansas, 1/2
Off Rebs 3 at Arkansas, 1/2
Def Rebs..... 8 at Arkansas, 1/2
Blks 2 vs. Kentucky, 1/9
Stls..... 6 at Auburn, 1/12
Assts 4 vs. Vanderbilt, 1/5
Min..... 39 vs. Kentucky, 1/9

Career Stats at South Carolina

Year	GP	GS	Min	Avg	FG	FGA	Pct	3FG	FGA	Pct	FT	FIA	Pct	Off	Def	Tot	Avg	PF	FO	A	TO	Blk	Stl	Pts	Avg
2012-13	33	30	927	28.1	107	282	.379	22	60	.367	68	111	.613	60	109	169	5.1	64	1	43	82	4	44	304	9.2
2013-14	18	18	557	30.9	93	172	.541	21	40	.525	78	105	.743	23	68	91	5.0	33	0	58	50	3	44	285	15.8
Career Totals	51	48	1484	29.1	200	454	.441	43	100	.430	146	216	.676	83	177	260	5.1	97	1	101	132	7	88	589	11.5



WILKA MONTOUT

6-3
Senior
Forward
Cayenne, French Guiana, France
Northeasten Oklahoma A&M

#12

Miscellaneous Stats

	Season	Career
Double-Double	0	0
10+ Points	0	2
10+ Rebounds	0	0
5+ Blocks	0	0
Tm-High Pts.	0	0
Tm-High Rebs.	0	0

- Has played in 15 games
- Saw a season-high 23 minutes against NC Central (Dec. 2)
- Snagged a career-high eight rebounds against College of Charleston (Nov. 14)
- Opened season with seven points on 2-of-4 shooting, including a 3, and blocked two shots against Charleston Southern (Nov. 8)

2013-14 Game-by-Game

Opponent	Date	GS	MIN	FG-A	3FG-A	FTA	Reb	PF	A	TO	B	S	TP
Chas. Sthrn.	11/08	21	2-4	1-1	2-5	1-3-4	3	1	1	2	1	7	
LA Tech	11/10	11	0-0	0-0	0-0	3-0-3	0	0	0	0	0	0	
CofC	11/14	16	1-6	0-2	0-4	5-3-8	2	0	2	1	0	2	
Seton Hall	11/17	7	0-0	0-0	0-0	0-0-0	1	1	1	0	0	0	
at Clemson	11/20	13	0-6	0-0	1-2	2-2-4	0	0	1	0	0	1	
at San Diego State	11/23	17	1-2	0-1	0-0	0-2-2	3	0	1	0	0	2	
at USC	11/25	9	0-0	0-0	0-0	0-2-2	0	1	0	0	0	0	
NC Central	12/02	23	2-6	1-3	0-0	1-0-1	2	1	1	0	0	5	
at Charlotte	12/08	8	1-2	1-1	0-0	2-0-2	1	0	0	0	0	3	
vs. N. Carolina	12/18	2	0-1	0-1	0-0	0-1-1	0	0	0	0	0	0	
Winthrop	12/20	6	1-2	0-1	0-0	2-1-3	0	0	0	0	0	0	
SC State	12/22	10	1-5	0-0	0-2	3-2-5	0	0	1	1	0	2	
Savannah St.	12/28	17	0-0	0-0	0-2	0-0-0	2	0	0	0	0	0	
at Arkansas*	01/02	— DNP (Coach's Decision) —											
Vanderbilt*	01/05	— DNP (Coach's Decision) —											
Kentucky*	01/09	— DNP (Coach's Decision) —											
at Auburn*	01/12	4	0-0	0-0	0-0	0-1-1	1	1	0	0	0	0	
at Texas A&M*	01/16	4	0-0	0-0	1-2	1-0-1	2	0	1	0	0	1	
Alabama*	01/19												
at Vanderbilt*	01/26												
Ole Miss*	01/30												
Missouri*	02/02												
at Miss. State*	02/06												
Arkansas*	02/09												
at LSU*	02/16												
at Kentucky*	02/20												
Florida*	02/23												
Georgia*	02/27												
at Tennessee*	03/02												

Career Highs – All Games

Pts 12 vs. Louisiana Tech, 11/12/12
FG 4, 3x, last vs. Furman, 12/9/12
FGA... 13 vs. Savannah State, 11/15/12
FG %.... .667 (2-3) at Missouri, 2/28/13
3FG..... 1, 8x, last at Charlotte, 12/8/13
3FGA... 3, 4x, last vs. NCCU, 12/2/13
3FG %..... .500 (1-2), 2x at Charlotte, 12/8/13
FT..... 3 at LA Tech, 11/12/12
FTA..... 5 vs. Chas. Southern, 11/8/13
FT %.... 1.00 (2-2), 4x, last at Mississippi State, 1/6/13

Rebs.. 8 vs. C. of Charleston, 11/14/13
Off Rebs.. 5, 2x, last vs. CofC, 11/14/13
Def Rebs.. 3, 3x, last vs. CofC, 11/14/13
Blks... 2, 2x, last vs. Chas. Sthrn., 11/8/13
Stls.... 1, 4x, last vs. Chas. Sthrn., 11/8/13
Assts..... 2, 2x, last vs. Vanderbilt, 1/10/13
Min..... 24 vs. Savannah State, 11/15/12

Career – SEC Games

Pts 4 at Missouri, 2/28/13
FG 2 at Missouri, 2/28/13
FGA.... 3, 4x, last at Missouri, 2/28/13
FG %667 (2-3) at Missouri, 2/28/13
3FG 1, 2x, last vs. Auburn, 2/3/13
3FGA.... 3, 2x, last at Alabama, 2/7/13
3FG %.... .500 (1-2) vs. Auburn, 2/3/13
FT..... 2 at Mississippi State, 1/6/13
FTA .. 2, 2x, last vs. Miss. State, 2/24/13
FT % .. 1.000 (2-2) at Miss. St., 1/6/13
Rebs..... 4 at Mississippi State, 1/6/13
Off Rebs..... 2 vs. Tennessee, 1/3/13
Def Rebs.... 3 at Mississippi St., 1/6/13
Blks 1, 2x, last at Missouri, 2/28/13
Stls.....
Assts 2 vs. Vanderbilt, 1/10/13
Min..... 15 at Mississippi State, 1/6/13

Season Highs – All Games

Pts 7 vs. Charleston Southern, 11/8
FG 2, 2x, last vs. NC Central, 12/2
FGA.... 6, 3x, last vs. NC Central, 12/2
FG %.... .500 (2-4) vs. Chas. Sthrn., 11/8
3FG 1, 3x, last at Charlotte, 12/8
3FGA..... 3 vs. NC Central, 12/2
3FG %... .500 (1-2) at Charlotte, 12/8
FT..... 2 vs. Charleston Southern, 11/8
FTA..... 5 vs. Chas. Southern, 11/8
FT %.... .500 (1-2) at Texas A&M, 1/16

Rebs..... 8 vs. C. of Charleston, 11/14
Off Rebs 5 vs. CofC, 11/14
Def Rebs.... 3, 2x, last vs. CofC, 11/14
Blks ... 2 vs. Charleston Southern, 11/8
Stls.... 1 vs. Charleston Southern, 11/8
Assts 1, 5x, last at Auburn, 1/12
Min..... 23 vs. NC Central, 12/2

Season Highs – SEC Games

Pts 1 at Texas A&M, 1/16
FG
FGA.....
FG %.....
3FG
3FGA.....
3FG %.....
FT..... 1 at Texas A&M, 1/16
FTA..... 2 at Texas A&M, 1/16
FT % .. .500 (1-2), at Texas A&M, 1/16
Rebs..... 1, 2x, last at Texas A&M, 1/16
Off Rebs 1 at Texas A&M, 1/16
Def Rebs..... 1 at Auburn, 1/12
Blks
Stls.....
Assts 1 at Auburn, 1/12
Min..... 4, 2x, last at Texas A&M, 1/16

Career Stats at South Carolina

Year	GP	GS	Min	Avg	FG	FGA	Pct	3FG	FGA	Pct	FT	FIA	Pct	Off	Def	Tot	Avg	PF	FO	A	TO	Blk	Stl	Pts	Avg
2012-13	29	0	293	10.1	26	94	.277	6	32	.188	13	19	.684	27	16	43	1.5	26	0	8	16	7	3	71	2.4
2013-14	15	0	177	11.8	9	34	.265	3	10	.300	4	17	.235	20	17	37	2.4	17	0	5	9	4	1	25	1.7
Career Totals	44	0	470	10.7	35	128	.273	9	42	.214	17	36	.472	47	33	80	1.8	43	0	13	25	11	4	96	2.2



LeANNA MORRISON

#21

5-5
R-Sophomore
Guard
Monck's Corner, S.C.
Charlotte

Miscellaneous Stats

	Season	Career
Double-Double	0	0
10+ Points	0	0
10+ Rebounds	0	0
5+ Assists	0	0
Tm-High Pts.	0	0
Tm-High Assts.	0	0

- Has played in 11 games
- Got a season-high 12 minutes against NC Central (Dec. 2), hitting her first career field goal – a 3-pointer in the second half
- Scored her first career points in her fourth game in the Garnet and Black, adding a pair of free throws against Seton Hall (Nov. 17)

2013-14 Game-by-Game

Opponent	Date	GS	MIN	FG-A	3FG-A	FTA	Reb	PF	A	TO	B	S	TP
Chas. Sthrn.	11/08	7	0-0	0-0	0-0	0-1-1	1	1	1	0	0	0	0
LA Tech	11/10	1	0-1	0-1	0-0	0-0-0	0	0	0	0	0	0	0
CofC	11/14	6	0-3	0-2	0-0	1-0-1	1	1	0	0	0	0	0
Seton Hall	11/17	2	0-0	0-0	2-2	0-0-0	0	0	0	0	0	1	2
at Clemson	11/20	2	0-0	0-0	0-0	0-0-0	0	0	0	0	0	0	0
at San Diego State	11/23	4	0-1	0-1	0-0	1-0-1	0	1	0	0	0	0	0
at USC	11/25	1	0-0	0-0	0-0	0-0-0	0	0	0	0	0	0	0
NC Central	12/02	12	1-3	1-2	0-0	2-0-2	0	0	0	0	0	0	3
at Charlotte	12/08	1	0-0	0-0	2-4	0-0-0	0	0	0	0	0	0	2
vs. N. Carolina	12/18	— DNP (Coach's Decision) —											
Winthrop	12/20	— DNP (Coach's Decision) —											
SC State	12/22	5	0-1	0-1	0-0	0-1-1	0	0	0	0	0	0	0
Savannah St.	12/28	8	0-0	0-0	1-2	0-2-2	2	0	1	0	0	0	1
at Arkansas*	01/02	— DNP (Coach's Decision) —											
Vanderbilt*	01/05	— DNP (Coach's Decision) —											
Kentucky*	01/09	— DNP (Coach's Decision) —											
at Auburn*	01/12	— DNP (Coach's Decision) —											
at Texas A&M*	01/16	— DNP (Coach's Decision) —											
Alabama*	01/19	— DNP (Coach's Decision) —											
at Vanderbilt*	01/26	— DNP (Coach's Decision) —											
Ole Miss*	01/30	— DNP (Coach's Decision) —											
Missouri*	02/02	— DNP (Coach's Decision) —											
at Miss. State*	02/06	— DNP (Coach's Decision) —											
Arkansas*	02/09	— DNP (Coach's Decision) —											
at LSU*	02/16	— DNP (Coach's Decision) —											
at Kentucky*	02/20	— DNP (Coach's Decision) —											
Florida*	02/23	— DNP (Coach's Decision) —											
Georgia*	02/27	— DNP (Coach's Decision) —											
at Tennessee*	03/02	— DNP (Coach's Decision) —											

Career Highs – All Games

Pts 3 vs. NC Central, 12/2/13
 FG 1 vs. NC Central, 12/2/13
 FGA..... 3, 2x, last vs. NCCU, 12/2/13
 FG%333 (1-3) vs. NCCU, 12/2/13
 3FG 1 vs. NC Central, 12/2/13
 3FGA... 2, 2x, last vs. NCCU, 12/2/13
 3FG%..... .500 (1-2) vs. NCCU, 12/2/13
 FT..... 2, 2x, last at Charlotte, 12/8/13
 FTA..... 4 at Charlotte, 12/8/13
 FT%...1.00 (2-2) vs. Seton Hall, 11/17/13
 Rebs.....2, 2x, last vs. Sav. St., 12/28/13
 Off Rebs 2 vs. NC Central, 12/2/13
 Def Rebs..... 2 vs. Savannah St., 12/28/13
 Stls..... 1 vs. Seton Hall, 11/17/13
 Assts.....1, 3x, last at San Diego St., 11/23/13
 Min..... 12 vs. NC Central, 12/2/13

Season Highs – All Games

Pts3 vs. NC Central, 12/2/13
 FG1 vs. NC Central, 12/2/13
 FGA.... 3, 2x, last vs. NC Central, 12/2/13
 FG%333 (1-3) vs. NCCU, 12/2/13
 3FG1 vs. NC Central, 12/2/13
 3FGA.. 2, 2x, last vs. NC Central, 12/2/13
 3FG%... .500 (1-2) vs. NC Central, 12/2/13
 FT.....2, 2x, last at Charlotte, 12/8/13
 FTA.....4 at Charlotte, 12/8/13
 FT%.....1.00 (2-2) vs. Seton Hall, 11/17/13
 Rebs.....2, 2x, last vs. Sav. St., 12/28/13
 Off Rebs2 vs. NC Central, 12/2/13
 Def Rebs.....2 vs. Savannah St., 12/28/13
 Stls.....1 vs. Seton Hall, 11/17/13
 Assts..... 1, 3x, last at San Diego St., 11/23/13
 Min.....12 vs. NC Central, 12/2/13

Career – SEC Games

Pts
 FG
 FGA
 FG %
 3FG
 3FGA
 3FG %
 FT
 FTA
 FT %
 Rebs
 Off Rebs
 Def Rebs
 Stls
 Assts
 Min

Season Highs – SEC Games

Pts
 FG
 FGA
 FG %
 3FG
 3FGA
 3FG %
 FT
 FTA
 FT %
 Rebs
 Off Rebs
 Def Rebs
 Stls
 Assts
 Min

Career Stats at South Carolina

Year	GP	GS	Min	Avg	FG	FGA	Pct	3FG	FGA	Pct	FT	FTA	Pct	Off	Def	Tot	Avg	PF	FO	A	TO	Blk	Stl	Pts	Avg
2013-14	11	0	41	4.5	1	9	.111	1	7	.143	5	8	.625	4	4	8	0.7	4	0	3	2	0	1	8	0.7



TINA ROY

5-11
R-Sophomore
Guard
Kaplan, La.
Kaplan

#23

Miscellaneous Stats

	Season	Career
Double-Double	0	0
10+ Points	2	7
5+ Assists	2	2
5+ Steals	0	0
Tm-High Pts.	0	2
Tm-High Assts.	1	2

- Has played in 18 games with one start (at Charlotte)
- Hit a 3 from the left side to tie game at Auburn (Jan. 12) late in the first half after Gamecocks had trailed by 12 midway through period
- Posted best game of season against #9/10 Kentucky, scoring 11 points – all in her 12 minutes on the court in the first half – including nine during a 21-8 run that turned a one-point deficit at the 10-minute mark into a 10-point halftime lead
- Played a strong all-around game against Vanderbilt (Jan. 5), logging a career-high 31 minutes, including key moments in the second half to handle the Commodores pressure
- Drew her first career start at Charlotte (Dec. 8)
- Made solid contributions against NC Central (Dec. 2) with five assists and a career-high six rebounds
- Found her shooting stroke in two games on the West Coast, including 11 points at USC (Nov. 25) on 3-of-5 accuracy and a pair of 3s at San Diego State (Nov. 23)
- Opened the season with a career-high seven assists against Charleston Southern (Nov.)

2013-14 Game-by-Game

Opponent	Date	GS	MIN	FG-A	3FG-A	FTA	Reb	PF	A	TO	B	S	TP
Chas. Sthrn.	11/08		22	2-6	1-4	0-0	0-3-3	0	7	0	0	0	5
LA Tech	11/10		19	1-9	0-4	0-0	0-1-1	1	2	0	0	1	2
CofC	11/14		16	2-10	2-9	0-0	0-0-0	0	2	0	0	0	6
Seton Hall	11/17		12	1-1	1-1	2-2	0-2-2	0	1	1	0	0	5
at Clemson	11/20		15	1-4	0-3	1-1	2-1-3	1	0	2	0	0	3
at San Diego State	11/23		19	2-6	2-4	0-0	0-1-1	0	2	1	1	0	6
at USC	11/25		24	3-5	1-2	4-4	0-3-3	1	0	0	1	0	11
NC Central	12/02		25	1-7	0-4	0-0	1-5-6	0	5	0	0	0	2
at Charlotte	12/08	*	15	0-0	0-0	1-2	1-1-2	2	1	2	1	1	1
vs. N. Carolina	12/18		20	1-5	0-3	0-1	2-2-4	1	0	0	0	0	2
Winthrop	12/20		8	0-1	0-1	0-0	0-0-0	0	0	0	0	0	0
SC State	12/22		20	3-6	1-2	0-0	0-1-1	0	2	0	0	1	7
Savannah St.	12/28		19	1-5	0-1	0-0	0-2-2	1	2	1	0	1	2
at Arkansas*	01/02		6	0-2	0-1	0-0	0-2-2	1	0	0	1	0	0
Vanderbilt*	01/05		31	1-4	1-2	0-0	0-3-3	0	3	0	1	0	3
Kentucky*	01/09		24	5-10	1-3	0-3	0-2-2	0	3	1	0	0	11
at Auburn*	01/12		14	2-4	1-3	2-2	0-1-1	0	1	1	0	1	7
at Texas A&M*	01/16		10	0-4	0-2	1-2	0-1-1	0	0	0	0	0	1
Alabama*	01/19												
at Vanderbilt*	01/26												
Ole Miss*	01/30												
Missouri*	02/02												
at Miss. State*	02/06												
Arkansas*	02/09												
at LSU*	02/16												
at Kentucky*	02/20												
Florida*	02/23												
Georgia*	02/27												
at Tennessee*	03/02												

Career Highs – All Games

Pts 15 vs. Presbyterian, 11/27/11
FG 5, 3x, last, vs. Kentucky, 1/9/13
FGA..... 12 vs. Georgia, 3/2/12
FG %..... .667 (2-3) at Florida, 1/8/12
3FG..... 5 vs. Presbyterian, 11/27/11
3FGA.... 9, 2x, last vs. CofC, 11/14/13
3FG % .600 (3-5) vs. Florida, 2/12/12
FT..... 3 vs. C. of Charleston, 11/23/11
FTA..... 4, 3x, last at USC, 11/25/13
FT % 1.000 (4-4) at USC, 11/25/13
Rebs..... 6 vs. NC Central, 12/2/13
Off Rebs..... 3 at LSU, 1/12/12
Def Rebs.... 5 vs. NC Central, 12/2/13
Stls..... 2 vs. Presbyterian, 11/27/11
Assts 7 vs. Chas. Southern, 11/8/13
Minutes..... 31 vs. Vanderbilt, 1/5/14

Season Highs – All Games

Pts 11, 2x, last vs. Kentucky, 1/9
FG 5 vs. Kentucky, 1/9
FGA..... 10, 2x, last vs. Kentucky, 1/9
FG %..... .600 (3-5) at USC, 11/25
3FG.... 2, 2x, last at San Diego St., 11/23
3FGA..... 9, 2x, last vs. CofC, 11/14
3FG %500 (2-4) at San Diego St., 11/23
FT..... 4 at USC, 11/25
FTA..... 4, 2x, last at USC, 11/25
FT % 1.000 (4-4) at USC, 11/25
Rebs..... 6 vs. NC Central, 12/2
Off Rebs..... 2 at Clemson, 11/20
Def Rebs..... 5 vs. NC Central, 12/2
Stls..... 1, 5x, last at Auburn, 1/12
Assts 7 vs. Chas. Southern, 11/8
Minutes..... 31 vs. Vanderbilt, 1/5

Career – SEC Games

Pts 11, 2x, last vs. Kentucky, 1/9/14
FG 5 vs. Kentucky, 1/9/14
FGA..... 10, vs. Kentucky, 1/9/14
FG %..... .667 (2-3) at Florida, 1/8/12
3FG 3 vs. Florida, 2/12/12
3FGA..... 7 at LSU, 1/12/12
3FG %600 (3-5) vs. Florida, 2/12/12
FT..... 2, 3x, at Auburn, 1/12/14
FTA.... 3, 3x, last vs. Kentucky, 1/9/14
FT %.... 1.000 (2-2) at Auburn, 1/12/14
Rebs..... 5 at LSU 1/12/12
Off Rebs 3 at LSU, 1/12/12
Def Rebs..... 3 vs. Vanderbilt, 1/5/14
Stls..... 1, 5x, last at Auburn, 1/12/14
Assts ... 3, 2x, last vs. Kentucky, 1/9/14
Min..... 31 vs. Vanderbilt, 1/5/14

Season Highs – SEC Games

Pts 11 vs. Kentucky, 1/9
FG 5 vs. Kentucky, 1/9
FGA..... 10 vs. Kentucky, 1/9
FG %500 (5-10), vs. Kentucky, 1/9
3FG 1, 3x, last at Auburn, 1/12
3FGA..... 4 vs. Texas A&M, 1/16
3FG % .500 (1-2) vs. Vanderbilt, 1/12
FT..... 2 at Auburn, 1/12
FTA..... 3 vs. Kentucky, 1/9
FT % 1.000 (2-2), at Auburn, 1/12
Rebs..... 3 vs. Vanderbilt, 1/5
Off Rebs
Def Rebs..... 3 vs. Vanderbilt, 1/5
Stls..... 1 at Auburn, 1/12
Assts 3, 2x, last vs. Kentucky, 1/9
Min..... 31 vs. Vanderbilt, 1/5

Career Stats at South Carolina

Year	GP	GS	Min	Avg	FG	FGA	Pct	3FG	FGA	Pct	FT	FIA	Pct	Off	Def	Tot	Avg	PF	FO	A	TO	Blk	Stl	Pts	Avg	
2011-12	34	0	383	11.3	53	181	.293	32	127	.252	10	22	.455	20	29	49	1.4	20	0	10	15	1	9	148	4.4	
2012-13	— Did Not Play —																									
2013-14	18	1	319	17.7	26	89	.292	11	49	.224	11	17	.647	6	31	37	2.0	8	0	31	9	5	5	74	4.1	
Career Totals	52	1	702	13.5	79	270	.293	43	176	.244	21	39	.538	26	60	86	1.6	28	0	41	24	6	14	222	4.3	



KHADIJAH SESSIONS

#5

5-8
Sophomore
Guard
Myrtle Beach, S.C.
Myrtle Beach

Miscellaneous Stats

	Season	Career
Double-Double	0	0
10+ Points	4	10
5+ Assists	4	4
5+ Steals	0	0
Tm-High Pts.	0	3
Tm-High Assts.	6	9

- Started the first 10 games before missing five with an ankle injury
- Has committed multiple turnovers in just four games this season while handing out five or more assists four times
- Picked up steal after forcing a jump ball with Gamecocks down by three with 15 seconds left at #25/21 Texas A&M (Jan. 16) to set up Tiffany Mitchell's game-tying 3 with six seconds to play
- Logged 28 minutes at Auburn (Jan. 12), the most since returning from injury, hitting a clutch 3 after Tigers had tied game for fourth time with seven minutes to play then iced win with a pair of free throws in final minute
- Returned to the court against #9/10 Kentucky (Jan. 9) for first time since an ankle injury suffered against #14/13 North Carolina (Dec. 18), hitting 3 on her first touch to get Gamecock offense on track
- Dished out a career-high six assists against NC Central (Dec. 2) in just 20 minutes of action
- Posted her first career five-assist game against LA Tech (Nov. 10)

2013-14 Game-by-Game

Opponent	Date	GS	MIN	FG-A	3FG-A	FTA	Reb	PF	A	TO	B	S	TP
Chas. Sthrn.	11/08	*	17	3-6	1-1	3-5	0-2-2	0	3	0	0	2	10
LA Tech	11/10	*	27	3-8	1-4	0-0	1-0-1	1	5	2	0	2	7
CofC	11/14	*	17	0-4	0-2	2-2	0-1-1	2	4	1	0	0	2
Seton Hall	11/17	*	30	6-9	1-4	4-6	0-3-3	2	5	1	0	0	17
at Clemson	11/20	*	32	3-7	2-4	2-3	2-1-3	1	3	1	0	0	10
at San Diego State	11/23	*	30	4-9	2-5	2-3	0-0-0	1	5	1	0	4	12
at USC	11/25	*	37	2-7	1-2	2-4	0-1-1	2	3	4	0	2	7
NC Central	12/02	*	20	2-4	0-1	3-4	0-0-0	1	6	1	0	2	7
at Charlotte	12/08	*	29	2-8	0-2	2-2	1-1-2	3	3	1	0	0	6
vs. N. Carolina	12/18	*	27	1-8	0-3	2-4	0-2-2	1	1	2	0	2	4
Winthrop	12/20												
SC State	12/22												
Savannah St.	12/28												
at Arkansas*	01/02												
Vanderbilt*	01/05												
Kentucky*	01/09		15	1-3	1-2	0-2	0-1-1	1	0	1	0	0	3
at Auburn*	01/12		28	2-4	1-3	4-4	1-0-1	4	3	1	0	0	9
at Texas A&M*	01/16	*	21	0-4	0-0	2-2	0-0-0	2	3	2	0	1	2
Alabama*	01/19												
at Vanderbilt*	01/26												
Ole Miss*	01/30												
Missouri*	02/02												
at Miss. State*	02/06												
Arkansas*	02/09												
at LSU*	02/16												
at Kentucky*	02/20												
Florida*	02/23												
Georgia*	02/27												
at Tennessee*	03/02												

Career Highs – All Games

Pts 19 vs. Auburn, 2/3/13
 FG... 6, 2x, last, vs. Seton Hall, 11/17/13
 FGA..... 15 at Missouri, 2/28/13
 FG %... .800 (4-5) vs. Alabama, 3/7/13
 3FG 3 at Florida, 1/20/13
 3FGA... 6, 2x, last at Missouri, 2/28/13
 3FG %... .500 (3-6) at Florida, 1/20/13
 FT..... 8 vs. Auburn, 2/3/13
 FTA..... 10 at Florida, 1/20/13
 FT % 1.000 (4-4), 3x, last at Auburn, 1/12/14
 Rebs..... 5 at Florida, 1/20/13
 Off Rebs 3 at Missouri, 2/28/13
 Def Rebs..... 3, 2x, last vs. Seton Hall, 11/17/13
 Stls.... 4, 2x, last at San Diego St., 11/23/13
 Assts 6 vs. NC Central, 12/2/13
 Min..... 37 at USC, 11/25/13

Season Highs – All Games

Pts 17 vs. Seton Hall, 11/17
 FG 6, 2x, last, vs. Seton Hall, 11/17
 FGA.... 9, 2x, last at San Diego St., 11/23
 FG %.... .667 (6-9) vs. Seton Hall, 11/17
 3FG.... 2, 2x, last at San Diego St., 11/23
 3FGA..... 5 at San Diego St., 11/23
 3FG %... .500 (2-4) at Clemson, 11/20
 FT..... 4, 2x, last at Auburn, 1/12
 FTA..... 6 vs. Seton Hall, 11/17
 FT % 1.000 (4-4), at Auburn, 1/12
 Rebs..... 3, 2x, last at Clemson, 11/20
 Off Rebs 2 at Clemson, 11/20
 Def Rebs..... 3, 2x, last vs. Seton Hall, 11/17
 Stls..... 4 at San Diego State, 11/23
 Assts 6 vs. NC Central, 12/2
 Min..... 37 at USC, 11/25

Career – SEC Games

Pts 19 vs. Auburn, 2/3/13
 FG..... 6 at Missouri, 2/28/13
 FGA..... 15 at Missouri, 2/28/13
 FG %... .571 (4-7) at Ole Miss, 2/17/13
 3FG 3 at Florida, 1/20/13
 3FGA.... 6, 2x, last at Missouri, 2/28/13
 3FG %... .500 (3-6) at Florida, 1/20/13
 FT..... 8 vs. Auburn, 2/3/13
 FTA..... 10 at Florida, 1/20/13
 FT % 1.00 (4-4), 3x, last, at Auburn, 1/12/14
 Rebs..... 5 at Florida, 1/20/13
 Off Rebs 3 at Missouri, 2/28/13
 Def Rebs..... 3 at Florida, 1/20/13
 Stls..... 4 vs. Mississippi State, 2/24/13
 Assts 3, 3x, last at TAMU, 1/16/14
 Min..... 35 at Missouri, 2/28/13

Season Highs – SEC Games

Pts 9 at Auburn, 1/12
 FG 2 at Auburn, 1/12
 FGA.... 4, 2x, last at Texas A&M, 1/16
 FG %..... .500 (2-4) at Auburn, 1/12
 3FG 1, 2x, last at Auburn, 1/12
 3FGA..... 3 at Auburn, 1/12
 3FG %.... .500 (1-2) vs. Kentucky, 1/9
 FT..... 4 at Auburn, 1/12
 FTA..... 4 at Auburn, 1/12
 FT % 1.00 (4-4) at Auburn, 1/12
 Rebs..... 1, 2x, last at Auburn, 1/12
 Off Rebs 1 at Auburn, 1/12
 Def Rebs..... 1 vs. Kentucky, 1/9
 Stls..... 1 at Texas A&M, 1/16
 Assts 3, 2x, last at Texas A&M, 1/16
 Min..... 28 at Auburn, 1/12

Career Stats at South Carolina

Year	GP	GS	Min	Avg	FG	FGA	Pct	3FG	FGA	Pct	FT	FIA	Pct	Off	Def	Tot	Avg	PF	FO	A	TO	Blk	Stl	Pts	Avg
2012-13	33	3	570	17.3	53	151	.351	13	54	.241	72	109	.661	22	24	46	1.4	43	0	36	49	3	21	191	5.8
2013-14	13	11	330	25.4	29	81	.358	10	33	.303	28	41	.683	5	12	17	1.3	21	0	44	18	0	15	96	7.4
Career Totals	46	14	900	19.6	82	232	.353	23	87	.264	100	150	.667	27	36	63	1.3	64	0	80	67	3	36	287	6.2



ALEIGHSA WELCH

6-0
Junior
Forward
Goose Creek, S.C.
Goose Creek

#24

Miscellaneous Stats

	Season	Career
Double-Double	5	15
20+ Points	2	3
10+ Points	14	45
10+ Rebounds	5	18
Tm-High Pts.	4	19
Tm-High Rebs.	8	34
Tm-High Assts.	2	6

- Named to the Naismith Trophy Early Season Watch List and the Preseason All-SEC First Team
- Has shot at least 50.0 percent from field in all but three games this season (45.5 percent at Arkansas, 42.9 percent at Auburn, 42.1 percent at Texas A&M)
- Leads SEC and ranks 10th in nation in field goal percentage
- In the SEC, ranks 13th in scoring, eighth in rebounding, 13th in blocks and eighth in offensive rebounding (3.r/gm)
- Has led the team in scoring four times (LA Tech, at Clemson, vs. North Carolina, at Texas A&M)
- Has led the team in rebounding eight times (Charleston Southern, LA Tech, CofC, Seton Hall, at Clemson, vs. North Carolina, at Texas A&M)
- Tied career high in an SEC game with 20 points at #25/21 Texas A&M (Jan. 16), including six of team's first 10 2nd-half points to launch rally from 17-point halftime deficit
- Posted fourth double-double of the season against #9/10 Kentucky (Jan. 9), adding 11 points and 10 rebounds in the second half alone to hold off Wildcats' surge
- Hit 5-of-6 from free throw line, grabbed a defensive rebound and blocked a shot in final five minutes of game to hold off Vanderbilt (Jan. 5)
- Tied career high with four blocks at Arkansas (Jan. 2) and hit a tough shot in traffic to end seven-minute scoring drought in second half that let Razorbacks cut deficit in half
- Handed out career high five assists against Savannah State (Dec. 28), still scoring in double figures
- Moved into the program's top five in career offensive rebounds with four against South Carolina State (Dec. 22)
- Scored nine of her 14 points against Winthrop (Dec. 20) in the second half to hold off Winthrop rally
- Netted career-high 23 points against #14/13 North Carolina (Dec. 18) while battling for five offensive rebounds
- Scored all 18 of her points at Charlotte (Dec. 8) in the second half, driving team to road win after sitting all but the first six minutes of the first half due to foul trouble
- Hit 4-of-5 from the field for 10 points in the second half at Southern Cal (Nov. 25) to help team pull away from six-point halftime lead
- Handed out a career high four assists for the second-straight game at Clemson (Nov. 20), stuffing the box score with three blocks, 17 points and 10 rebounds as well.
- Grabbed career-high 17 rebounds against College of Charleston (Nov. 14), sixth-most in Colonial Life Arena history, including 12 in the first half

2013-14 Game-by-Game

Opponent	Date	GS	MIN	FG-A	3FG-A	FTA	Reb	PF	A	TO	B	S	TP
Chas. Sthrn.	11/08	*	19	5-8	0-0	5-6	3-5-8	1	0	2	0	1	15
LA Tech	11/10		31	6-8	0-0	2-5	6-4-10	2	3	0	0	0	14
CofC	11/14	*	23	3-5	0-0	6-11	7-10-17	2	2	1	1	2	12
Seton Hall	11/17	*	28	3-4	0-0	9-13	2-6-8	2	4	1	2	1	15
at Clemson	11/20	*	29	7-10	0-0	3-3	4-6-10	2	4	1	3	1	17
at San Diego State	11/23	*	25	4-4	0-0	0-2	1-3-4	3	2	1	1	1	8
at USC	11/25	*	34	6-11	0-0	2-2	2-4-6	2	1	2	0	0	14
NC Central	12/02	*	17	6-6	0-0	1-2	0-4-4	0	1	0	1	0	13
at Charlotte	12/08	*	25	7-9	0-0	4-6	2-4-6	2	0	2	0	3	18
vs. N. Carolina	12/18	*	36	8-13	0-0	7-12	5-1-6	3	0	4	1	1	23
Winthrop	12/20	*	34	4-7	0-0	6-11	4-4-8	0	2	1	1	2	14
SC State	12/22	*	25	4-5	0-0	0-1	4-1-5	0	3	2	0	1	8
Savannah St.	12/28	*	23	5-9	0-0	4-6	1-2-3	0	5	0	0	1	14
at Arkansas*	01/02	*	36	5-11	0-0	1-3	2-5-7	2	2	2	4	1	11
Vanderbilt*	01/05	*	24	2-4	0-0	5-6	1-2-3	4	3	1	1	0	9
Kentucky*	01/09	*	37	5-10	0-0	6-9	6-8-14	2	3	5	1	0	16
at Auburn*	01/12	*	31	3-7	0-0	4-8	3-2-5	3	3	2	1	2	10
at Texas A&M*	01/16	*	43	8-19	1-1	3-7	8-8-16	1	2	2	2	1	20
Alabama*	01/19												
at Vanderbilt*	01/26												
Ole Miss*	01/30												
Missouri*	02/02												
at Miss. State*	02/06												
Arkansas*	02/09												
at LSU*	02/16												
at Kentucky*	02/20												
Florida*	02/23												
Georgia*	02/27												
at Tennessee*	03/02												

Career Highs – All Games

Pts 23 vs. N. Carolina 12/18/13
FG ...8, 3x, last at Texas A&M, 1/16/14
FGA..... 19 at Texas A&M, 1/16/14
FG %..... 1.00 (6-6) vs. NCCU, 12/2/13
FT..... 10 at Xavier, 11/30/11
FTA..... 15 at Xavier, 11/30/11
FT %... 1.00 (4-4) at Seton Hall, 12/2/12
Rebs ...17 vs. C. of Charleston, 11/14/13
Off Rebs...8, 6x, last at TAMU, 1/16/14
Def Rebs..... 10 vs. CofC, 11/14/13
Blks4, 2x, last at Arkansas, 1/2/14
Stls..... 3, 4x, last at Charlotte, 12/8/13
Assts5 vs. Savannah St., 12/28/13
Min..... 43 at Texas A&M, 1/16/14

Season Highs – All Games

Pts23 vs N. Carolina, 12/18
FG 8, 2x, last at Texas A&M, 1/16
FGA..... 19 at Texas A&M, 1/16
FG %..... 1.00 (6-6) vs. NC Central, 12/2
FT.....9 vs. Seton Hall, 11/17
FTA.....13 vs. Seton Hall, 11/17
FT % 1.00 (3-3) at Clemson, 11/20
Rebs..... 17 vs. C. of Charleston, 11/14
Off Rebs.....8 at Texas A&M, 1/16
Def Rebs.....10 vs. CofC, 11/14
Blks4 at Arkansas, 1/2
Stls.....3 at Charlotte, 12/8
Assts 5 vs. Savannah St., 12/28
Min.....43 at Texas A&M, 1/16

Career – SEC Games

Pts 20, 2x, last at TAMU, 1/16/14
FG 8, 2x, last at Texas A&M, 1/16/14
FGA..... 19 at Texas A&M, 1/16/14
FG %...1.00 (4-4) at Ole Miss, 2/17/13
FT..... 8 vs. Mississippi State, 2/24/13
FTA... 12 vs. Mississippi State, 2/24/13
FT %..... 1.00 (3-3) at Ole Miss, 2/17/13
Rebs..... 16 at Texas A&M, 1/16/14
Off Rebs .. 8, 2x, last at TAMU, 1/16/14
Def Rebs..... 8, 3x, last at TAMU, 1/16/14
Blks 4 at Arkansas, 1/2/14
Stls..... 3 vs. Florida, 3/3/13
Assts4 at Kentucky, 2/14/13
Min..... 43 at Texas A&M, 1/16/14

Season Highs – SEC Games

Pts20 at Texas A&M, 1/16
FG 8 at Texas A&M, 1/16
FGA..... 19 at Texas A&M, 1/16
FG %500 (5-10), vs. Kentucky, 1/9
FT.....6 vs. Kentucky, 1/9
FTA.....9 vs. Kentucky, 1/9
FT %833 (5-6), vs. Vanderbilt, 1/5
Rebs..... 16 at Texas A&M, 1/16
Off Rebs 8 at Texas A&M, 1/16
Def Rebs..... 8, 2x, last at TAMU, 1/16
Blks4 at Arkansas, 1/2
Stls..... 2 at Auburn, 1/12
Assts3, 3x, last at Auburn, 1/12
Min.....43 at Texas A&M, 1/16

Career Stats at South Carolina

Year	GP	GS	Min	Avg	FG	FGA	Pct	3FG	FGA	Pct	FT	FIA	Pct	Off	Def	Tot	Avg	PF	FO	A	TO	Blk	Stl	Pts	Avg
2011-12	33	2	694	21.0	98	167	.587	0	1	.000	56	98	.571	104	96	200	6.1	41	0	18	40	22	19	252	7.6
2012-13	33	33	981	29.7	134	224	.598	1	1	1.000	126	178	.708	131	124	255	7.7	56	0	34	53	23	26	395	12.0
2013-14	18	17	520	28.9	91	150	.607	1	1	1.000	68	113	.602	61	79	140	7.7	31	0	40	29	19	18	251	13.9
Career Totals	84	52	2195	26.1	323	541	.597	2	3	.667	250	389	.643	296	299	595	7.0	128	0	92	122	64	63	898	10.7



Official Basketball Box Score -- Game Totals -- Final Statistics
Charleston Southern vs #22/21 South Carolina
 11/08/13 7 p.m. at Columbia, S.C./Colonial Life Arena



Charleston Southern 29 • 0-1

##	Player	Total			3-Ptr			Rebounds			PF	TP	A	TO	Blk	Stl	Min
		FG-FGA	FG-FGA	FT-FTA	FG-FGA	FG-FGA	FT-FTA	Off	Def	Tot							
10	LEBEDEVA, Natasha	f	0-7	0-1	0-0	1	0	1	2	0	0	2	0	1	1	18	
25	MAXIMILIEN, Monique	c	0-4	0-0	0-0	0	3	3	2	0	0	2	4	0	0	22	
03	BRATCHER, Erin	g	2-5	2-5	2-3	3	0	3	2	8	1	3	0	0	0	27	
22	FOWLER, DJ	g	1-6	0-2	0-0	1	1	2	4	2	1	2	0	1	0	25	
23	MANN, Alyssa	g	3-11	0-4	3-3	0	2	2	0	9	1	2	0	1	0	23	
00	KARLSONE, Alise	g	0-3	0-1	0-0	1	2	3	3	0	0	3	1	0	0	12	
05	LONG, Nayla	g	0-1	0-0	0-0	0	0	0	1	0	0	1	0	0	0	11	
12	BROWN, Marley	g	2-2	0-0	0-0	0	1	1	1	4	1	2	0	0	0	12	
14	JARVIS, Tatum	g	1-5	1-5	0-0	0	0	0	0	3	1	2	0	1	0	13	
21	KIRKPATRICK, Kirklain	g	0-2	0-2	0-0	0	0	0	0	0	0	1	0	0	0	10	
24	LAKES, Brianna	g	0-1	0-0	0-0	1	0	1	3	0	0	5	0	0	0	15	
30	BARNETT, Christal	g	1-7	1-3	0-0	1	1	2	1	3	1	0	0	1	0	12	
	Team					3	4	7									
	Totals		10-54	4-23	5-6	11	14	25	19	29	6	25	5	5	200		

FG % 1st Half: 4-29 13.8% 2nd half: 6-25 24.0% Game: 10-54 18.5%
 3FG % 1st Half: 2-10 20.0% 2nd half: 2-13 15.4% Game: 4-23 17.4%
 FT % 1st Half: 3-3 100.0 2nd half: 2-3 66.7% Game: 5-6 83.3%

#22/21 South Carolina 99 • 1-0

##	Player	Total			3-Ptr			Rebounds			PF	TP	A	TO	Blk	Stl	Min
		FG-FGA	FG-FGA	FT-FTA	FG-FGA	FG-FGA	FT-FTA	Off	Def	Tot							
24	WELCH, Aleighsa	f	5-8	0-0	5-6	3	5	8	1	15	0	2	0	1	0	19	
31	DOZIER, Asia	f	1-3	0-0	2-2	2	1	3	1	4	5	1	1	2	1	24	
33	IBIAM, Elem	c	7-7	0-0	3-5	1	5	6	0	17	0	1	5	2	0	19	
05	SESSIONS, Khadijah	g	3-6	1-1	3-5	0	2	2	0	10	3	0	0	2	0	27	
25	MITCHELL, Tiffany	g	6-10	0-0	0-0	1	0	1	0	12	1	0	0	5	2	17	
00	FARMER, India	g	0-0	0-0	0-0	0	0	0	0	0	0	0	0	0	0	6	
02	GAINES, Olivia	g	2-3	0-0	0-0	2	2	4	0	4	5	1	1	3	1	17	
12	MONTOUT, Wilka	g	2-4	1-1	2-5	1	3	4	3	7	1	1	2	1	0	21	
15	DAVIS, Tiffany	g	2-3	0-0	1-3	1	1	2	1	5	1	2	1	0	0	16	
21	MORRISON, LeAnna	g	0-0	0-0	0-0	0	1	1	1	0	1	1	0	0	0	7	
23	ROY, Tina	g	2-6	1-4	0-0	0	3	3	0	5	7	0	0	0	0	22	
41	COATES, Alaina	g	9-14	0-0	2-2	4	3	7	2	20	1	1	2	1	0	17	
	Team					1	4	5									
	Totals		39-64	3-6	18-28	16	30	46	9	99	25	10	12	17	200		

FG % 1st Half: 20-36 55.6% 2nd half: 19-28 67.9% Game: 39-64 60.9%
 3FG % 1st Half: 1-2 50.0% 2nd half: 2-4 50.0% Game: 3-6 50.0%
 FT % 1st Half: 11-14 78.6% 2nd half: 7-14 50.0% Game: 18-28 64.3%

Officials: Beverly Roberts, Bryan Enterline, Bruce Morris
 Technical fouls: Charleston Southern-None. #22/21 South Carolina-None.
 Attendance: 5120

Score by periods	1st	2nd	Total
Charleston Southern	13	16	29
#22/21 South Carolina	52	47	99

Last FG - CSU 2nd-01:16, SC 2nd-00:49.
 Largest lead - CSU None, SC by 70 2nd-02:07.

Points	In	Off	2nd	Fast	Bench
CSU	6	5	6	4	10
SC	70	40	23	32	41

Score tied - 0 times.
 Lead changed - 0 times.



Official Basketball Box Score -- Game Totals -- Final Statistics
Coll. of Charleston vs South Carolina
 11/14/13 8 p.m. at Columbia, S.C./Colonial Life Arena



Coll. of Charleston 54 • 1-2

##	Player	Total			3-Ptr			Rebounds			PF	TP	A	TO	Blk	Stl	Min
		FG-FGA	FG-FGA	FT-FTA	FG-FGA	FG-FGA	FT-FTA	Off	Def	Tot							
11	Hewatt, Christy	f	2-3	1-1	0-0	1	2	3	1	5	1	0	0	1	0	9	
15	Ramer, Deidre	c	3-8	0-0	1-2	2	2	4	3	7	0	0	0	1	0	16	
01	Frye, Alyssa	g	2-12	1-4	0-0	0	2	2	1	5	2	5	0	2	0	36	
02	Hall, Erin	g	2-11	1-7	0-0	0	2	2	3	5	0	1	0	0	0	25	
22	Brown, Jillian	g	2-3	0-0	0-0	0	4	4	3	4	7	1	0	1	0	40	
05	Winter, Jenice	g	1-4	0-0	0-0	0	0	0	0	2	0	0	0	0	0	5	
13	Tolbert, Afreyea	g	5-15	0-0	4-6	2	9	11	4	14	0	0	0	0	0	21	
14	Gardner, Courtney	g	0-2	0-1	0-0	0	1	1	1	0	1	0	0	0	0	8	
24	Bolden, Breanna	g	0-0	0-0	1-2	0	1	1	1	1	0	1	0	0	0	4	
25	Green, Jazz	g	1-4	0-0	1-2	1	1	2	2	3	1	0	0	0	0	9	
30	Hopkins, Mikaela	g	2-3	0-0	2-6	2	1	3	5	6	0	2	2	0	0	18	
32	Carter, Jasmine	g	1-3	0-0	0-0	0	1	1	3	2	0	0	0	0	0	9	
	Team					3	1	4									
	Totals		21-68	3-13	9-18	11	27	38	27	54	12	10	2	5	200		

FG % 1st Half: 13-33 39.4% 2nd half: 8-35 22.9% Game: 21-68 30.9%
 3FG % 1st Half: 2-7 28.6% 2nd half: 1-6 16.7% Game: 3-13 23.1%
 FT % 1st Half: 6-10 60.0% 2nd half: 3-8 37.5% Game: 9-18 50.0%

South Carolina 81 • 3-0

##	Player	Total			3-Ptr			Rebounds			PF	TP	A	TO	Blk	Stl	Min
		FG-FGA	FG-FGA	FT-FTA	FG-FGA	FG-FGA	FT-FTA	Off	Def	Tot							
24	WELCH, Aleighsa	f	3-5	0-0	6-11	7	10	17	2	12	2	1	1	2	23		
31	DOZIER, Asia	f	6-12	4-8	0-0	0	2	2	1	16	3	1	0	0	0	25	
33	IBIAM, Elem	c	5-8	0-0	2-5	2	4	6	2	12	0	0	3	1	0	23	
05	SESSIONS, Khadijah	g	0-4	0-2	2-2	0	1	1	2	2	4	1	0	0	0	17	
25	MITCHELL, Tiffany	g	3-7	2-3	3-7	3	5	8	1	11	1	2	0	0	0	26	
00	FARMER, India	g	0-0	0-0	0-0	0	0	0	1	0	0	0	0	0	0	5	
02	GAINES, Olivia	g	0-1	0-0	2-2	0	1	1	1	2	0	1	0	1	0	11	
12	MONTOUT, Wilka	g	1-6	0-2	0-4	5	3	8	2	2	0	2	1	0	0	16	
15	DAVIS, Tiffany	g	2-4	1-2	2-2	0	1	1	0	7	3	2	0	1	0	19	
21	MORRISON, LeAnna	g	0-3	0-2	0-0	1	0	1	1	0	1	0	0	0	0	6	
23	ROY, Tina	g	2-10	2-9	0-0	0	0	0	0	6	2	0	0	0	0	16	
41	COATES, Alaina	g	3-6	0-0	5-9	5	9	14	2	11	0	1	3	0	0	13	
	Team					0	3	3									
	Totals		25-66	9-28	22-42	23	39	62	15	81	16	12	8	5	200		

FG % 1st Half: 14-35 40.0% 2nd half: 11-31 35.5% Game: 25-66 37.9%
 3FG % 1st Half: 5-15 33.3% 2nd half: 4-13 30.8% Game: 9-28 32.1%
 FT % 1st Half: 13-23 56.5% 2nd half: 9-19 47.4% Game: 22-42 52.4%

Officials: Dee Kantner, Joe Cunningham, Ed Sidlasky
 Technical fouls: Coll. of Charleston-None. South Carolina-None.
 Attendance: 4882

Score by periods	1st	2nd	Total
Coll. of Charleston	34	20	54
South Carolina	46	35	81

Last FG - COFC 2nd-01:17, SC 2nd-00:51.
 Largest lead - COFC by 9 1st-17:33, SC by 32 2nd-06:47.

Score tied - 0 times.
 Lead changed - 1 time.



Official Basketball Box Score -- Game Totals -- Final Statistics
Louisiana Tech vs #22/21 South Carolina
 11/10/13 2 p.m. at Columbia, S.C./Colonial Life Arena



Louisiana Tech 45 • 0-1

##	Player	Total			3-Ptr			Rebounds			PF	TP	A	TO	Blk	Stl	Min
		FG-FGA	FG-FGA	FT-FTA	FG-FGA	FG-FGA	FT-FTA	Off	Def	Tot							
02	FRAZIER, Whitney	f	3-9	1-1	0-0	0	3	3	5	7	2	0	0	4	0	30	
24	CHENEVERT, Tyjae	f	2-6	0-0	0-2	0	3	3	4	4	1	4	2	0	0	24	
33	LANGSTON, Savanna	f	1-3	0-1	0-0	0	2	4	4	2	0	0	0	1	0	28	
15	JEFFERSON, Brittney	g	4-9	1-1	2-6	0	4	4	1	11	4	3	0	0	0	37	
21	ANDREWS, Kenedria	g	2-6	1-2	0-0	1	4	5	1	5	0	3	0	0	0	35	
00	JACKSON, JaQuan	g	5-16	1-2	2-2	2	2	4	3	13	3	5	0	2	0	34	
04	VUCINIC, Jelena	g	0-0	0-0	0-0	0	0	0	1	0	0	0	0	0	0	4	
32	MOTEN, Kevione	g	1-1	0-0	1-4	2	1	3	3	3	0	1	0	0	0	8	
	Team					2	1	3									
	Totals		18-50	4-7	5-14	9	20	29	22	45	10	17	2	7	200		

FG % 1st Half: 8-24 33.3% 2nd half: 10-26 38.5% Game: 18-50 36.0%
 3FG % 1st Half: 1-2 50.0% 2nd half: 3-5 60.0% Game: 4-7 57.1%
 FT % 1st Half: 0-2 0.0% 2nd half: 5-12 41.7% Game: 5-14 35.7%

#22/21 South Carolina 68 • 2-0

##	Player	Total			3-Ptr			Rebounds			PF	TP	A	TO	Blk	Stl	Min
		FG-FGA	FG-FGA	FT-FTA	FG-FGA	FG-FGA	FT-FTA	Off	Def	Tot							
31	DOZIER, Asia	f	3-5	1-1	0-0	0	1	1	1	7	0	3	0	0	0	21	
33	IBIAM, Elem	f	3-6	0-0	5-10	2	6	8	5	11	1	3	3	1	0	24	
41	COATES, Alaina	c	6-10	0-0	0-3	5	5	10	3	12	0	0	0				



Official Basketball Box Score -- Game Totals -- Final Statistics
#19/14 South Carolina vs Clemson
 11/20/13 7 pm at Clemson, SC (Littlejohn Coliseum)



#19/14 South Carolina 68 • 5-0

##	Player	Total		3-Ptr		Rebounds			PF	TP	A	TO	Blk	Stl	Min
		FG-FGA	FG-FGA	FT-FTA	Off	Def	Tot								
24	WELCH, Aleighsa	f	7-10	0-0	3-3	4	6	10	2	17	4	1	3	1	29
31	DOZIER, Asia	f	2-9	0-5	0-1	3	6	9	3	4	0	2	0	0	30
33	IBIAM, Elem	c	5-6	0-0	0-0	3	3	6	2	10	1	0	1	1	25
05	SESSIONS, Khadijah	g	3-7	2-4	2-3	2	1	3	1	10	3	1	0	0	32
25	MITCHELL, Tiffany	g	6-10	2-4	0-0	2	4	6	0	14	5	4	0	2	28
00	FARMER, India	g	0-0	0-0	0-0	0	0	0	0	0	0	0	0	0	1
12	MONTOUT, Wilka	g	0-6	0-0	1-2	2	2	4	0	1	0	1	0	0	13
15	DAVIS, Tiffany	g	0-0	0-0	0-0	0	0	0	0	0	1	0	0	0	10
21	MORRISON, LeAnna	g	0-0	0-0	0-0	0	0	0	0	0	0	0	0	0	2
23	ROY, Tina	g	1-4	0-3	1-1	2	1	3	1	3	0	2	0	0	15
41	COATES, Alaina	g	2-5	0-0	5-8	1	5	6	4	9	0	1	1	2	15
Team						0	2	2							
Totals			26-57	4-16	12-18	19	30	49	13	68	14	12	5	6	200

FG % 1st Half: 12-31 38.7% 2nd half: 14-26 53.8% Game: 26-57 45.6% Deadball Rebounds 1
 3FG % 1st Half: 1-8 12.5% 2nd half: 3-8 37.5% Game: 4-16 25.0%
 FT % 1st Half: 2-3 66.7% 2nd half: 10-15 66.7% Game: 12-18 66.7%

Clemson 43 • 1-3

##	Player	Total		3-Ptr		Rebounds			PF	TP	A	TO	Blk	Stl	Min
		FG-FGA	FG-FGA	FT-FTA	Off	Def	Tot								
01	Tay, Charmaine	f	5-15	0-2	1-3	2	3	5	2	11	2	2	1	1	32
13	Chatman, Sade	c	1-8	0-0	1-2	1	2	3	5	3	0	2	0	1	23
02	Lindsay, Chelsea	g	5-10	2-3	0-0	1	1	2	0	12	3	2	0	1	39
21	Dixon, Nikki	g	0-0	0-0	0-0	0	0	0	0	0	0	0	0	0	1
23	Dunn, Chancie	g	2-6	0-0	0-0	0	2	2	4	4	1	2	0	0	35
05	Gramlich, Kelly	g	0-3	0-1	2-2	0	5	5	1	2	1	0	0	1	24
14	Mosley, Paige	g	0-1	0-0	2-4	1	1	2	1	2	0	0	0	1	8
15	Jamison-Myers, Nyilah	g	0-4	0-0	5-6	2	1	3	4	5	0	2	1	0	24
20	Gaillard, Jordan	g	1-1	1-1	1-2	0	2	2	0	4	0	1	0	0	14
Team						3	0	3							
Totals			14-48	3-7	12-19	10	17	27	17	43	7	11	2	5	200

FG % 1st Half: 3-23 13.0% 2nd half: 11-25 44.0% Game: 14-48 29.2% Deadball Rebounds 1
 3FG % 1st Half: 0-2 0.0% 2nd half: 3-5 60.0% Game: 3-7 42.9%
 FT % 1st Half: 9-14 64.3% 2nd half: 3-5 60.0% Game: 12-19 63.2%

Officials: Billy Smith, Jules Gallien, Mark Berger
 Technical fouls: #19/14 South Carolina-None. Clemson-None.
 Attendance: 715

Score by periods	1st	2nd	Total
#19/14 South Carolina	27	41	68
Clemson	15	28	43

Last FG - SC 2nd-00:32, CU 2nd-00:08.
 Largest lead - SC by 28 2nd-02:32, CU by 2 1st-19:45.

Score tied - 1 time.
 Lead changed - 1 time.



Official Basketball Box Score -- Game Totals -- Final Statistics
#19/14 South Carolina vs San Diego State
 11/23/13 1 p.m. at Viejas Arena at Aztec Bowl (San Diego)



#19/14 South Carolina 88 • 6-0

##	Player	Total		3-Ptr		Rebounds			PF	TP	A	TO	Blk	Stl	Min
		FG-FGA	FG-FGA	FT-FTA	Off	Def	Tot								
24	WELCH, Aleighsa	f	4-4	0-0	0-2	1	3	4	3	8	2	1	1	1	25
31	DOZIER, Asia	f	5-13	4-10	2-2	3	0	3	2	16	0	2	0	2	28
33	IBIAM, Elem	c	2-3	0-0	1-2	1	3	4	3	5	1	1	1	1	21
05	SESSIONS, Khadijah	g	4-9	2-5	2-3	0	0	0	0	12	5	1	0	4	30
25	MITCHELL, Tiffany	g	6-10	1-2	4-5	1	2	3	2	17	9	1	0	3	26
02	GAINES, Olivia	g	0-0	0-0	1-2	1	0	1	0	1	1	0	0	1	5
12	MONTOUT, Wilka	g	1-2	0-1	0-0	0	2	2	3	2	0	1	0	0	17
15	DAVIS, Tiffany	g	0-1	0-0	0-0	0	0	0	0	0	3	0	0	0	3
21	MORRISON, LeAnna	g	0-1	0-1	0-0	1	0	1	0	0	1	0	0	0	4
23	ROY, Tina	g	2-6	2-4	0-0	0	1	1	0	6	2	1	1	0	19
41	COATES, Alaina	g	5-6	0-0	11-15	1	7	8	4	21	0	0	1	0	22
Team						1	2	3							
Totals			29-55	9-23	21-31	10	20	30	18	88	24	8	4	12	200

FG % 1st Half: 16-35 45.7% 2nd half: 13-20 65.0% Game: 29-55 52.7% Deadball Rebounds 3,2
 3FG % 1st Half: 7-15 46.7% 2nd half: 2-8 25.0% Game: 9-23 39.1%
 FT % 1st Half: 4-6 66.7% 2nd half: 17-25 68.0% Game: 21-31 67.7%

San Diego State 54 • 0-4

##	Player	Total		3-Ptr		Rebounds			PF	TP	A	TO	Blk	Stl	Min
		FG-FGA	FG-FGA	FT-FTA	Off	Def	Tot								
02	HUNTER, Kristina	f	1-4	0-0	3-4	2	1	3	5	5	1	4	0	0	19
05	CULBERSON, Chairese	f	0-6	0-2	0-0	0	0	0	3	0	1	0	0	0	28
25	AMARIKWA, Erimma	f	7-11	0-0	1-2	1	4	5	0	15	0	1	0	0	26
13	WARREN, Cierra	c	2-4	0-0	1-5	2	3	5	5	5	1	3	0	0	20
11	HARVEY, Ahjalee	g	4-9	1-4	1-2	0	4	4	2	10	3	7	0	1	34
00	SMITH, Deidra	g	3-5	0-0	0-0	1	3	4	4	6	0	3	0	0	23
03	BOSTICK, Ariell	g	1-2	0-0	0-0	0	1	1	2	2	0	1	0	0	8
12	SCURRY, Deajanae	g	3-6	0-1	0-0	1	6	7	2	6	4	4	1	4	23
21	JOHNSON, Chloe	g	0-1	0-1	0-0	0	1	1	2	0	0	1	0	0	12
23	LAWRENCE, Alyssa	g	0-0	0-0	2-2	0	0	0	0	2	0	0	0	0	7
Team						1	0	1							
Totals			21-48	1-8	8-15	8	23	31	25	51	10	25	1	5	200

FG % 1st Half: 12-22 54.5% 2nd half: 9-26 34.6% Game: 21-48 43.8% Deadball Rebounds 4
 3FG % 1st Half: 1-4 25.0% 2nd half: 0-4 0.0% Game: 1-8 12.5%
 FT % 1st Half: 4-7 57.1% 2nd half: 4-8 50.0% Game: 8-15 53.3%

Officials: Melissa Barlow, Shelley Nakasone, Lisa Jones
 Technical fouls: #19/14 South Carolina-None. San Diego State-None.
 Attendance: 642

3 TEAM POINTS AWARDED TO SDSU AT 19:49 1ST HALF

Score by periods	1st	2nd	Total
#19/14 South Carolina	43	45	88
San Diego State	32	22	54

Last FG - SC 2nd-01:32, SDSU 2nd-03:02.
 Largest lead - SC by 37 2nd-00:24, SDSU by 1 1st-16:48.

Score tied - 0 times.
 Lead changed - 2 times.



Official Basketball Box Score -- Game Totals -- Final Statistics
#17/14 South Carolina vs USC
 11/25/13 5 p.m. at Galen Center (Los Angeles)



#17/14 South Carolina 70 • 7-0

##	Player	Total		3-Ptr		Rebounds			PF	TP	A	TO	Blk	Stl	Min
		FG-FGA	FG-FGA	FT-FTA	Off	Def	Tot								
24	WELCH, Aleighsa	f	6-11	0-0	2-2	2	4	6	2	14	1	2	0	0	34
31	DOZIER, Asia	f	1-4	0-1	2-2	0	2	2	1	4	2	3	0	0	25
33	IBIAM, Elem	c	2-5	0-0	0-0	2	3	5	5	4	1	2	2	0	19
05	SESSIONS, Khadijah	g	2-7	1-2	2-4	0	1	1	2	7	3	4	0	0	37
25	MITCHELL, Tiffany	g	6-9	0-1	10-13	3	3	6	3	22	4	6	0	5	34
12	MONTOUT, Wilka	g	0-0	0-0	0-0	0	2	2	0	0	1	0	0	0	9
21	MORRISON, LeAnna	g	0-0	0-0	0-0	0	0	0	0	0	0	0	0	0	1
23	ROY, Tina	g	3-5	1-2	4-4	0	3	3	1	11	0	0	1	0	24
41	COATES, Alaina	g	4-7	0-0	0-1	1	8	9	4	8	0	2	0	1	17
Team						1	0	1							
Totals			24-48	2-6	20-26	9	26	35	18	70	12	19	3	8	200

FG % 1st Half: 11-28 39.3% 2nd half: 13-20 65.0% Game: 24-48 50.0% Deadball Rebounds 2
 3FG % 1st Half: 1-4 25.0% 2nd half: 1-2 50.0% Game: 2-6 33.3%
 FT % 1st Half: 7-9 77.8% 2nd half: 13-17 76.5% Game: 20-26 76.9%

USC 50 • 3-2

##	Player	Total		3-Ptr		Rebounds			PF	TP	A	TO	Blk	Stl	Min
		FG-FGA	FG-FGA	FT-FTA	Off	Def	Tot								
10	Oliver, Kate	f	0-5	0-0	0-0	1	2	3	1	0	1	1	2	2	20
11	Harberts, Cassie	f	7-15	0-1	0-3	0	2	2	3	14	3	1	1	0	27
21	Vaiioletama, Alexyz	f	1-2	1-2	0-0	0	2	2	4	3	0	3	0	1	22
01	Adams, Jordan	g	1-5	0-4	2-2	2	2	4	1	4	4	2	0	3	33
14	Crook, Ariya	g	6-14	0-4	4-4										



Official Basketball Box Score -- Game Totals -- Final Statistics
#12/10 South Carolina vs Charlotte
 12/08/13 2:00 p.m. at Dale F. Halton Arena (Charlotte, N.C.)



#12/10 South Carolina 76 • 9-0

#	Player	Total		3-Ptr		Rebounds			PF	TP	A	TO	Blk	Stl	Min
		FG-FGA	FG-FGA	FT-FTA	Off	Def	Tot								
24	WELCH, Aleighsa	f	7-9	0-0	4-6	2	4	6	2	18	0	2	0	3	25
33	IBIAM, Elem	c	7-14	0-0	5-7	2	7	9	2	19	0	1	3	1	30
05	SESSIONS, Khadijah	g	2-8	0-2	2-2	1	1	2	3	6	3	1	0	0	29
23	ROY, Tina	g	0-0	0-0	1-2	1	1	2	2	1	1	2	1	1	15
25	MITCHELL, Tiffany	g	4-9	0-2	7-7	1	2	3	0	15	4	3	0	3	36
02	GAINES, Olivia	g	0-0	0-0	0-0	0	1	1	1	0	0	0	0	0	4
12	MONTOU, Wilka	g	1-2	1-1	0-0	2	0	2	1	3	0	0	0	0	8
15	DAVIS, Tiffany	g	0-0	0-0	0-0	0	0	0	1	0	0	0	0	0	8
21	MORRISON, LeAnna	g	0-0	0-0	2-4	0	0	0	0	2	0	0	0	0	1
31	DOZIER, Asia	g	4-7	0-1	2-2	2	3	5	1	10	4	5	1	2	32
41	COATES, Alaina	g	0-4	0-0	2-2	2	2	4	0	2	0	0	2	0	12
	Team					0	2	2							
	Totals		25-53	1-6	25-33	13	23	36	13	76	12	15	7	10	200

FG % 1st Half: 11-31 35.5% 2nd half: 14-22 63.6% Game: 25-53 47.2% Deadball Rebounds 0
 3FG % 1st Half: 1-5 20.0% 2nd half: 0-1 0.0% Game: 1-6 16.7%
 FT % 1st Half: 10-13 76.9% 2nd half: 15-20 75.0% Game: 25-33 75.8%

Charlotte 61 • 4-5

#	Player	Total		3-Ptr		Rebounds			PF	TP	A	TO	Blk	Stl	Min
		FG-FGA	FG-FGA	FT-FTA	Off	Def	Tot								
20	GORDON, Kira	f	3-9	0-0	7-8	1	8	9	3	13	1	4	0	3	36
32	ALEXANDER, Alexis	f	2-5	0-0	0-0	2	1	3	4	4	0	2	0	0	15
03	HOLMES, Ayanna	g	1-4	0-2	0-0	0	3	3	4	2	3	1	0	1	24
10	HAMMONDS, Ny	g	6-11	1-2	1-2	0	6	6	2	14	4	6	0	0	40
22	SIGMON, Hillary	g	2-8	1-7	2-2	0	1	1	3	7	1	0	0	1	31
01	GREGORY, Ciara	g	1-1	1-1	0-0	0	0	0	3	3	0	0	0	0	1
05	GARNER, Meme	g	0-1	0-0	0-0	0	0	0	1	0	0	0	0	0	1
21	WEBSTER, Lefty	g	1-2	0-1	0-0	2	0	2	2	2	0	0	0	1	7
23	OLLEY, Kenya	g	2-3	0-0	0-0	0	1	1	1	4	0	2	0	0	7
24	CARTER, Tori	g	4-5	0-0	0-0	0	0	0	0	8	1	3	0	0	17
50	RANKIN, Olivia	g	2-4	0-0	0-0	0	0	0	4	4	0	0	0	0	21
	Team					1	3	4							
	Totals		24-53	3-13	10-12	6	23	29	24	61	10	18	0	6	200

FG % 1st Half: 12-24 50.0% 2nd half: 12-29 41.4% Game: 24-53 45.3% Deadball Rebounds 2
 3FG % 1st Half: 1-5 20.0% 2nd half: 2-8 25.0% Game: 3-13 23.1%
 FT % 1st Half: 7-8 87.5% 2nd half: 3-4 75.0% Game: 10-12 83.3%

Officials: Billy Smith, Carla Fountain, Meadow Overstreet
 Technical fouls: #12/10 South Carolina-None. Charlotte-None.
 Attendance: 1357

Score by periods	1st	2nd	Total
#12/10 South Carolina	33	43	76
Charlotte	32	29	61

Last FG - SC 2nd-01:12, CHA 2nd-00:37.
 Largest lead - SC by 16 2nd-00:44, CHA by 2 1st-12:32.

Score tied - 8 times.
 Lead changed - 6 times.



Official Basketball Box Score -- Game Totals -- Final Statistics
Winthrop vs #10/10 South Carolina
 12/20/13 12 p.m. at Columbia, S.C./Colonial Life Arena



Winthrop 61 • 6-3

#	Player	Total		3-Ptr		Rebounds			PF	TP	A	TO	Blk	Stl	Min
		FG-FGA	FG-FGA	FT-FTA	Off	Def	Tot								
20	CALVERT, Taylor	f	4-5	1-1	2-2	1	4	5	4	11	0	3	0	1	34
33	WILLIAMS, Erica	f	8-19	0-0	3-4	1	4	5	0	19	4	3	2	2	40
04	NUNN, Schaquilla	c	1-6	0-0	0-0	1	9	10	2	2	0	1	0	0	33
22	McCLANAHAN, Dequesh	g	7-20	1-3	4-4	1	0	1	5	19	8	3	0	3	37
24	WRIGHT, Samiya	g	0-2	0-1	0-0	1	1	2	2	0	0	0	0	0	7
05	CHARLES, Tiffany	g	1-2	0-0	0-0	1	1	2	2	2	1	2	0	2	27
30	DECHEVA, Pamela	g	3-5	2-3	0-0	2	0	2	4	8	0	1	0	0	21
31	VERNON, Zoe	g	0-0	0-0	0-0	0	0	0	2	0	0	0	0	0	1
	Team					2	1	3							
	Totals		24-59	4-8	9-10	10	20	30	21	61	13	13	2	8	200

FG % 1st Half: 10-30 33.3% 2nd half: 14-29 48.3% Game: 24-59 40.7% Deadball Rebounds 3
 3FG % 1st Half: 3-5 60.0% 2nd half: 1-3 33.3% Game: 4-8 50.0%
 FT % 1st Half: 0-0 0.0% 2nd half: 9-10 90.0% Game: 9-10 90.0%

#10/10 South Carolina 69 • 10-1

#	Player	Total		3-Ptr		Rebounds			PF	TP	A	TO	Blk	Stl	Min
		FG-FGA	FG-FGA	FT-FTA	Off	Def	Tot								
24	WELCH, Aleighsa	f	4-7	0-0	6-11	4	4	8	0	14	2	1	1	2	34
31	DOZIER, Asia	f	4-9	3-7	2-4	0	2	2	1	13	5	2	0	0	39
33	IBIAM, Elem	c	6-12	0-0	0-0	2	7	9	2	12	0	1	3	0	32
15	DAVIS, Tiffany	g	1-5	1-5	0-0	0	4	4	2	3	2	6	0	1	26
25	MITCHELL, Tiffany	g	7-9	4-5	2-5	0	1	1	3	20	7	6	0	1	34
02	GAINES, Olivia	g	0-1	0-0	2-2	0	1	1	3	2	1	0	0	0	13
12	MONTOU, Wilka	g	1-2	0-1	0-0	2	1	3	0	2	0	0	0	0	6
23	ROY, Tina	g	0-1	0-1	0-0	0	0	0	0	0	0	0	0	0	8
41	COATES, Alaina	g	1-2	0-0	1-2	3	0	3	1	3	0	4	1	0	8
	Team					0	3	3							
	Totals		24-48	8-19	13-24	11	23	34	12	69	17	20	5	4	200

FG % 1st Half: 14-28 50.0% 2nd half: 10-20 50.0% Game: 24-48 50.0% Deadball Rebounds 4
 3FG % 1st Half: 5-11 45.5% 2nd half: 3-8 37.5% Game: 8-19 42.1%
 FT % 1st Half: 4-7 57.1% 2nd half: 9-17 52.9% Game: 13-24 54.2%

Officials: Jesse Dickerson, Michael Price, Mike Riggs
 Technical fouls: Winthrop-None. #10/10 South Carolina-None.
 Attendance: 5021

Score by periods	1st	2nd	Total
Winthrop	23	38	61
#10/10 South Carolina	37	32	69

Last FG - WU 2nd-01:36, SC 2nd-01:55.
 Largest lead - WU None, SC by 19 1st-07:30.

Score tied - 0 times.
 Lead changed - 0 times.



Official Basketball Box Score -- Game Totals -- Final Statistics
#10/10 South Carolina vs #14/13 N. Carolina
 12/18/13 7:00 p.m. at Myrtle Beach (SC) Convention Center



#10/10 South Carolina 66 • 9-1

#	Player	Total		3-Ptr		Rebounds			PF	TP	A	TO	Blk	Stl	Min
		FG-FGA	FG-FGA	FT-FTA	Off	Def	Tot								
24	WELCH, Aleighsa	f	8-13	0-0	7-12	5	1	6	3	23	0	4	1	1	36
31	DOZIER, Asia	f	1-3	0-2	1-2	1	2	3	4	3	1	2	0	0	21
33	IBIAM, Elem	c	7-10	0-0	0-0	3	2	5	4	14	1	1	4	2	33
05	SESSIONS, Khadijah	g	1-8	0-3	2-4	0	2	2	1	4	1	2	0	2	27
25	MITCHELL, Tiffany	g	4-13	1-2	9-10	2	3	5	3	18	1	3	0	2	34
02	GAINES, Olivia	g	1-2	0-0	0-0	0	1	1	1	2	2	1	0	0	11
12	MONTOU, Wilka	g	0-1	0-1	0-0	0	0	1	1	0	0	0	0	0	2
15	DAVIS, Tiffany	g	0-1	0-0	0-0	0	0	0	0	0	0	0	0	0	7
23	ROY, Tina	g	1-5	0-3	0-1	2	2	4	1	2	0	0	0	0	20
41	COATES, Alaina	g	0-0	0-0	0-0	0	1	1	1	0	0	1	1	0	9
	Team					1	4	5							
	Totals		23-56	1-11	19-29	14	19	33	18	66	6	14	6	7	200

FG % 1st Half: 11-30 36.7% 2nd half: 12-26 46.2% Game: 23-56 41.1% Deadball Rebounds 2
 3FG % 1st Half: 0-4 0.0% 2nd half: 1-7 14.3% Game: 1-11 9.1%
 FT % 1st Half: 5-11 45.5% 2nd half: 14-18 77.8% Game: 19-29 65.5%

#14/13 N. Carolina 74 • 10-2

#	Player	Total		3-Ptr		Rebounds			PF	TP	A	TO	Blk	Stl	Min
		FG-FGA	FG-FGA	FT-FTA	Off	Def	Tot								
01	Stephanie Mavunga	f	9-16	0-1	2-3	5	7	12	4	20	0	3	3	1	34
34	Xylina McDaniel	f	5-11	2-4	2-2	1	6	7	3	14	2	3	0	1	29
15	Allisha Gray	g	4-8	2-4	2-2	2	1	3	3	12	1	1	0	0	33
23	Diamond DeShields	g	6-13	0-3	5-6	2	4	6	4	17	1	1	0	1	21
24	Jessica Washington	g	0-3	0-0	0-0	0	2	2	1	0	2	4	0	1	20
02	Latifah Coleman	g	0-3	0-1	1-2	0	2	2	3	1	4	2	0	1	21
10	Danielle Butts	g	1-1	0-0	0-0	1	0	1	0	2	0	0	0	0	4
11	Brittany Rountree	g	0-2	0-2	0-0	0	0	0	3	0	2	1	0	0	20
22	N'Dea Bryant	g	1-1	0-0	2-2	0	1	1	1	4	0	1	0	0	12
31	Erika Johnson	g	2-3	0-1	0-0	1	2	3	1	4	0	1	0	0	6
	Team					2	4	6							
	Totals		28-61	4-16	14-17	16	27	43	23	74	12	17	3	5	200

FG % 1st Half: 15-34 44.1% 2nd half: 13-27 48.1% Game: 28-61 45.9% Deadball Rebounds 1
 3FG % 1st Half: 2-7 28.6% 2nd half: 2-9 22.2% Game: 4-16 25.0%
 FT % 1st Half: 7-8 87.5%



Official Basketball Box Score -- Game Totals -- Final Statistics
Savannah State vs #13/12 South Carolina
 12/28/13 12 p.m. at Columbia, S.C./Colonial Life Arena



Savannah State 40 • 5-7

#	Player	Total			3-Ptr			Rebounds			PF	TP	A	TO	Blk	Stl	Min
		FG-FGA	FG-FGA	FT-FTA	FG-FGA	FG-FGA	FT-FTA	Off	Def	Tot							
44	DAVIS, Tiyonda	c	0-2	0-0	2-2	0	3	3	5	2	0	1	0	0	0	18	
01	DORSEY, Bria	g	1-8	0-0	0-0	1	5	6	2	2	2	3	0	0	0	23	
02	HENDRIX, Kenyata	g	1-2	1-2	0-0	1	0	1	3	3	1	1	0	0	0	26	
15	WILLIAMS, Jerryshia	g	1-4	1-3	0-0	0	2	2	2	3	1	1	1	0	0	19	
32	HANTON, Shawanda	g	0-1	0-0	0-0	0	0	0	0	0	0	1	0	0	0	6	
04	NORMAN, Jasmine	g	3-11	0-0	0-0	2	2	4	4	6	0	1	0	2	2	21	
10	POLLARD, Zadous	g	0-1	0-1	0-0	0	1	1	0	0	0	0	0	0	0	4	
11	WARREN, Rhianna	g	0-0	0-0	0-0	0	0	0	0	0	0	1	0	0	0	2	
21	KIRKLAND, Jasmine	g	6-9	0-0	7-8	1	4	5	2	19	0	2	1	0	0	22	
22	GRAHAM, Charmia	g	0-1	0-0	0-0	0	1	1	4	0	0	0	0	0	0	10	
23	KALU, Ezinne	g	1-9	0-4	3-4	1	0	1	4	5	1	6	0	2	3	31	
24	GREENE, Charmaine	g	0-1	0-0	0-0	0	2	2	5	0	1	2	1	0	0	18	
	Team					0	1	1									
	Totals		13-49	2-10	12-14	6	21	27	31	40	6	19	3	4	200		

FG % 1st Half: 9-25 36.0% 2nd half: 4-24 16.7% Game: 13-49 26.5% Deadeball Rebounds 2,1
 3FG % 1st Half: 2-7 28.6% 2nd half: 0-3 0.0% Game: 2-10 20.0%
 FT % 1st Half: 5-6 83.3% 2nd half: 7-8 87.5% Game: 12-14 85.7%

#13/12 South Carolina 82 • 12-1

#	Player	Total			3-Ptr			Rebounds			PF	TP	A	TO	Blk	Stl	Min
		FG-FGA	FG-FGA	FT-FTA	FG-FGA	FG-FGA	FT-FTA	Off	Def	Tot							
24	WELCH, Aleighsa	f	5-9	0-0	4-6	1	2	3	0	14	5	0	0	1	23		
31	DOZIER, Asia	f	4-8	2-2	0-0	0	1	1	2	10	1	0	0	1	19		
33	IBIAM, Elem	c	1-7	0-0	3-4	3	6	9	3	5	0	0	1	1	18		
15	DAVIS, Tiffany	g	3-3	2-2	0-2	0	1	1	1	8	0	1	0	0	22		
25	MITCHELL, Tiffany	g	3-5	0-1	12-16	0	7	7	0	18	4	3	0	5	27		
00	FARMER, India	g	0-0	0-0	0-0	0	0	0	0	0	0	0	1	0	4		
02	GAINES, Olivia	g	3-5	0-0	1-2	0	0	0	4	7	1	2	0	1	19		
12	MONTOUT, Wilka	g	0-0	0-0	0-2	0	0	0	2	0	0	0	0	0	17		
21	MORRISON, LeAnna	g	0-0	0-0	1-2	0	2	2	1	1	0	1	0	0	8		
23	ROY, Tina	g	1-5	0-1	0-0	0	2	2	1	2	2	1	0	1	19		
41	COATES, Alaina	g	4-5	0-0	9-14	5	7	12	2	17	0	2	3	0	24		
	Team					1	1	2									
	Totals		24-47	4-6	30-48	10	29	39	17	82	13	10	5	10	200		

FG % 1st Half: 11-23 47.8% 2nd half: 13-24 54.2% Game: 24-47 51.1% Deadeball Rebounds 9,1
 3FG % 1st Half: 1-2 50.0% 2nd half: 3-4 75.0% Game: 4-6 66.7%
 FT % 1st Half: 20-27 74.1% 2nd half: 10-21 47.6% Game: 30-48 62.5%

Officials: Billy Smith, Joe Cunningham, Charles Carroll
 Technical fouls: Savannah State-None. #13/12 South Carolina-None.
 Attendance: 4824

Score by periods	1st	2nd	Total
Savannah State	25	15	40
#13/12 South Carolina	43	39	82

	In	Off	2nd	Fast	Bench
SSU	18	8	8	4	30
SC	34	28	9	15	27

Last FG - SSU 2nd-00:53, SC 2nd-03:11.
 Largest lead - SSU None, SC by 43 2nd-01:47.

Score tied - 0 times.
 Lead changed - 0 times.



Official Basketball Box Score -- Game Totals -- Final Statistics
Vanderbilt vs #13/12 South Carolina
 01/05/14 1 p.m. at Columbia, S.C./Colonial Life Arena



Vanderbilt 66 • 12-3 (1-1 SEC)

#	Player	Total			3-Ptr			Rebounds			PF	TP	A	TO	Blk	Stl	Min
		FG-FGA	FG-FGA	FT-FTA	FG-FGA	FG-FGA	FT-FTA	Off	Def	Tot							
03	Heather Bowe	f	2-5	0-0	0-0	0	1	1	2	4	0	1	0	0	0	11	
05	Kady Schrann	g	0-2	0-0	0-0	0	0	0	0	0	0	1	0	0	0	15	
10	Christina Foggie	g	5-16	1-4	5-6	1	4	5	3	16	5	1	1	0	0	40	
11	Jasmine Lister	g	3-12	2-4	5-5	1	4	5	1	13	3	1	1	3	40		
25	Morgan Batey	g	2-3	0-0	0-0	3	0	3	2	4	1	2	1	0	0	16	
15	Jasmine Jenkins	g	4-10	2-3	2-2	1	1	2	5	12	4	2	0	0	0	24	
22	Marque's Webb	g	1-3	0-0	2-2	1	2	3	5	4	1	0	0	0	0	10	
23	Kylee Smith	g	5-6	1-1	0-0	1	2	3	2	11	0	4	0	1	29		
44	Rayte'a Long	g	1-4	0-0	0-0	2	3	5	3	2	0	1	0	0	0	15	
	Team					2	0	2									
	Totals		23-61	6-12	14-15	12	17	29	23	66	14	13	3	4	200		

FG % 1st Half: 11-30 36.7% 2nd half: 12-31 38.7% Game: 23-61 37.7% Deadeball Rebounds 2
 3FG % 1st Half: 4-8 50.0% 2nd half: 2-4 50.0% Game: 6-12 50.0%
 FT % 1st Half: 4-4 100.0 2nd half: 10-11 90.9% Game: 14-15 93.3%

#13/12 South Carolina 76 • 14-1 (2-0 SEC)

#	Player	Total			3-Ptr			Rebounds			PF	TP	A	TO	Blk	Stl	Min
		FG-FGA	FG-FGA	FT-FTA	FG-FGA	FG-FGA	FT-FTA	Off	Def	Tot							
24	WELCH, Aleighsa	f	2-4	0-0	5-6	1	2	3	4	9	3	1	1	0	0	24	
31	DOZIER, Asia	f	1-7	1-2	2-2	0	1	1	3	5	5	5	0	1	0	29	
33	IBIAM, Elem	c	3-4	0-0	5-6	2	6	8	4	11	0	2	2	0	0	20	
15	DAVIS, Tiffany	g	1-2	0-1	1-1	0	1	1	3	3	2	1	0	0	0	18	
25	MITCHELL, Tiffany	g	6-9	2-2	5-6	0	4	4	4	19	4	1	1	3	36		
02	GAINES, Olivia	g	0-0	0-0	2-2	0	1	1	1	2	2	1	0	1	0	14	
23	ROY, Tina	g	1-4	1-2	0-0	0	3	3	0	3	3	0	1	0	0	31	
41	COATES, Alaina	g	11-16	0-0	2-4	4	6	10	2	24	0	3	3	1	28		
	Team					0	1	1									
	Totals		25-46	4-7	22-27	7	25	32	22	76	19	15	8	6	200		

FG % 1st Half: 15-24 62.5% 2nd half: 10-22 45.5% Game: 25-46 54.3% Deadeball Rebounds 2
 3FG % 1st Half: 3-5 60.0% 2nd half: 1-2 50.0% Game: 4-7 57.1%
 FT % 1st Half: 8-10 80.0% 2nd half: 14-17 82.4% Game: 22-27 81.5%

Officials: Mark Zentz, Brian Hall, Amy Bonner
 Technical fouls: Vanderbilt-None. #13/12 South Carolina-MITCHELL, Tiffany;
 TEAM.
 Attendance: 4810

Score by periods	1st	2nd	Total
Vanderbilt	30	36	66
#13/12 South Carolina	41	35	76

	In	Off	2nd	Fast	Bench
VANDY	30	16	15	8	29
SC	42	16	8	16	29

Last FG - VANDY 2nd-00:43, SC 2nd-05:51.
 Largest lead - VANDY by 3 1st-12:43, SC by 17 2nd-17:12.

Score tied - 3 times.
 Lead changed - 5 times.



Official Basketball Box Score -- Game Totals -- Final Statistics
#13/12 South Carolina vs Arkansas
 01/02/14 7 p.m. at Fayetteville, Ark. (Bud Walton Arena)



#13/12 South Carolina 55 • 13-1, 1-0 SEC

#	Player	Total			3-Ptr			Rebounds			PF	TP	A	TO	Blk	Stl	Min
		FG-FGA	FG-FGA	FT-FTA	FG-FGA	FG-FGA	FT-FTA	Off	Def	Tot							
24	WELCH, Aleighsa	f	5-11	0-0	1-3	2	5	7	2	11	2	2	4	1	36		
31	DOZIER, Asia	f	4-12	1-3	0-0	0	2	2	2	9	5	7	0	1	40-		
33	IBIAM, Elem	c	1-4	0-0	2-2	1	3	4	4	4	0	1	0	0	15		
15	DAVIS, Tiffany	g	1-4	0-1	1-2	0	6	6	3	3	1	6	0	0	30		
25	MITCHELL, Tiffany	g	5-10	0-0	6-8	3	8	11	4	16	1	3	0	1	35		
02	GAINES, Olivia	g	0-1	0-0	1-2	0	1	1	0	1	0	0	0	0	12		
23	ROY, Tina	g	0-2	0-1	0-0	0	2	2	1	0	0	0	1	0	6		
41	COATES, Alaina	g	5-8	0-0	1-2	2	10	12	3	11	0	2	5	0	26		
	Team					2	1	3									
	Totals		21-52	1-5	12-19	10	38	48	19	55	10	21	11	4	200		

FG % 1st Half: 13-30 43.3% 2nd half: 8-22 36.4% Game: 21-52 40.4% Deadeball Rebounds 6
 3FG % 1st Half: 0-3 0.0% 2nd half: 1-2 50.0% Game: 1-5 20.0%
 FT % 1st Half: 2-2 100.0 2nd half: 10-17 58.8% Game: 12-19 63.2%

Arkansas 51 • 13-1, 0-1 SEC

#	Player	Total			3-Ptr			Rebounds			PF	TP	A	TO	Blk	Stl	Min
		FG-FGA	FG-FGA	FT-FTA	FG-FGA	FG-FGA	FT-FTA	Off	Def	Tot							
00	JACKSON, Jessica	f	4-18	3-9	3-4	3	4	5	3	14	1	2	4	1	34		
01	PEAK, Keira	f	7-14	0-1	0-1	1	2	3	4	14	0	1	0	3	28		
42	BOWEN, Jhasmin	f	2-9	0-0	3-4	5	7	12	4	7	1	2	0	1	31		
03	ADAMS, McKenzie	g	2-10	1-3	0-0	0	2	2	1	5	0	1	1	0	27		
11	BERNA, Calli	g	1-7	0-4	0-1	0	1	1	2	2	6	1	0	3	40		
15	BROOKS, Kelsey	g	2-9	1-2	4-4	3	3	6	3	9	0	0	0	3	26		
25	BAILEY, Joey	g	0-0	0-0	0-0	0	0	0	1	0	0	1	0	0	5		
33	WOLFF, Melissa	g	0-2	0-0	0-0	2	2	4	2	0	0	1	1	0	9		
	Team					5	0	5									
	Totals		18-69	5-19	10-14	16	22	38	20	51	8	10	6	11	2		



Official Basketball Box Score -- Game Totals -- Final Statistics
#10/11 South Carolina vs Auburn
 01/12/14 1:30 p.m. CT at Auburn, Ala. -- Auburn Arena



#10/11 South Carolina 72 • 16-1, 3-0 SEC

##	Player	Total		3-Ptr		Rebounds			PF	TP	A	TO	Blk	Stl	Min
		FG-FGA	FG-FGA	FT-FTA	Off	Def	Tot								
24	WELCH, Aleighsa	f	3-7	0-0	4-8	3	2	5	3	10	3	2	1	2	31
31	DOZIER, Asia	f	3-4	2-3	1-3	0	5	5	2	9	3	5	0	0	31
33	IBIAM, Elem	c	2-3	0-0	0-0	1	2	3	2	4	0	1	1	0	24
15	DAVIS, Tiffany	g	0-1	0-1	0-0	0	1	1	1	0	0	2	0	0	3
25	MITCHELL, Tiffany	g	6-13	1-2	5-5	0	2	2	3	18	1	7	0	6	35
02	GAINES, Olivia		0-0	0-0	1-2	0	0	0	2	1	0	0	0	0	5
05	SESSIONS, Khadijah		2-4	1-3	4-4	1	0	1	4	9	3	1	0	0	28
12	MONTOU, Wilka		0-0	0-0	0-0	0	1	1	1	0	1	0	0	0	4
23	ROY, Tina		2-4	1-3	2-2	0	1	1	0	7	1	1	0	1	14
41	COATES, Alaina		4-5	0-0	6-10	2	4	6	1	14	0	1	1	1	25
	Team					1	1	2							
Totals			22-41	5-12	23-34	8	19	27	19	72	12	20	3	10	200

FG % 1st Half: 11-25 44.0% 2nd half: 11-16 68.8% Game: 22-41 53.7% Deadball Rebounds 6,1
 3FG % 1st Half: 2-7 28.6% 2nd half: 3-5 60.0% Game: 5-12 41.7%
 FT % 1st Half: 15-17 88.2% 2nd half: 8-17 47.1% Game: 23-34 67.6%

Auburn 66 • 10-6, 1-2 SEC

##	Player	Total		3-Ptr		Rebounds			PF	TP	A	TO	Blk	Stl	Min
		FG-FGA	FG-FGA	FT-FTA	Off	Def	Tot								
32	Tanner, Tyrese	f	6-14	1-2	3-4	0	2	2	5	16	0	1	2	1	23
44	Tanner, Tra'Cee	f	2-6	0-0	4-4	5	1	6	4	8	1	5	1	0	29
00	Muhammad, Hasina	g	1-7	0-0	3-5	2	2	4	3	5	4	1	2	4	34
10	Montgomery, Brandy	g	5-10	2-4	1-2	0	3	3	4	13	1	1	0	0	25
22	Parker, Kiani	g	4-5	0-0	0-0	1	3	4	4	8	7	3	0	2	24
01	Tucker, Meagan		1-2	0-1	2-2	0	0	0	0	4	0	1	0	0	6
03	Starr, Allina		0-0	0-0	1-3	1	0	1	1	1	2	2	0	0	10
13	Frerking, Katie		2-10	1-6	0-0	1	3	4	2	5	0	0	0	1	22
21	Brimfield, Melinda		0-0	0-0	0-0	0	0	0	1	0	0	0	0	0	0+
34	Davis, Peyton		2-3	0-0	0-0	0	1	1	3	4	0	4	1	0	18
35	Capers, Cabriana		0-1	0-0	2-2	1	0	1	0	2	0	0	0	0	9
40	Dieng, Khady		0-0	0-0	0-0	0	0	0	0	0	0	0	0	0	0+
	Team					5	1	6							
Totals			23-58	4-13	16-22	16	16	32	27	66	15	18	6	8	200

FG % 1st Half: 12-27 44.4% 2nd half: 11-31 35.5% Game: 23-58 39.7% Deadball Rebounds 5
 3FG % 1st Half: 2-3 66.7% 2nd half: 2-10 20.0% Game: 4-13 30.8%
 FT % 1st Half: 13-17 76.5% 2nd half: 3-5 60.0% Game: 16-22 72.7%

Officials: Eric Brewton (R), Laura Morris (U1), Mary Day (U2)
 Technical fouls: #10/11 South Carolina-None. Auburn-None.
 Attendance: 2453

Score by periods	1st	2nd	Total
#10/11 South Carolina	39	33	72
Auburn	39	27	66

Last FG - SC 2nd-02:17, AU 2nd-00:23.
 Largest lead - SC by 11 2nd-02:17, AU by 12 1st-08:31.

Points	In Paint	Off T/O	2nd Chance	Fast Break	Bench
SC	30	19	11	6	31
AU	28	27	10	6	16

Score tied - 4 times.
 Lead changed - 1 time.



Official Basketball Box Score -- Game Totals -- Final Statistics
#8/8 South Carolina vs #25/21 Texas A&M
 01/16/14 7 p.m. at College Station, Texas (Reed Arena)



#8/8 South Carolina 65 • 16-2, 4-1 SEC

##	Player	Total		3-Ptr		Rebounds			PF	TP	A	TO	Blk	Stl	Min
		FG-FGA	FG-FGA	FT-FTA	Off	Def	Tot								
24	WELCH, Aleighsa	f	8-19	1-1	3-7	8	8	16	1	20	2	2	2	1	43
31	DOZIER, Asia	f	2-9	1-5	0-0	0	3	3	4	5	0	4	1	0	33
33	IBIAM, Elem	c	2-6	0-0	0-2	2	10	12	2	4	2	3	4	0	34
05	SESSIONS, Khadijah	g	0-4	0-0	2-2	0	0	0	2	2	3	2	0	1	21
25	MITCHELL, Tiffany	g	8-11	2-2	1-2	1	7	8	4	19	1	4	0	0	38
02	GAINES, Olivia		2-2	1-1	0-0	0	2	2	1	5	0	0	0	1	9
12	MONTOU, Wilka		0-0	0-0	1-2	1	0	1	2	1	0	1	0	0	4
15	DAVIS, Tiffany		0-0	0-0	0-0	0	1	1	2	0	0	1	0	0	11
23	ROY, Tina		0-4	0-2	1-2	0	1	1	0	1	0	0	0	0	10
41	COATES, Alaina		3-6	0-0	2-4	2	3	5	3	8	0	3	0	1	22
	Team					2	2	4							
Totals			25-61	5-11	10-21	16	37	53	21	65	8	20	7	4	225

FG % 1st Half: 7-29 24.1% 2nd half: 15-27 55.6% OT: 3-5 60.0% Game: 25-61 41.0% Deadball Rebounds 3
 3FG % 1st Half: 0-5 0.0% 2nd half: 3-4 75.0% OT: 2-2 100.0% Game: 5-11 45.5%
 FT % 1st Half: 3-7 42.9% 2nd half: 6-10 60.0% OT: 1-4 25.0% Game: 10-21 47.6%

#25/21 Texas A&M 67 • 14-4, 4-0 SEC

##	Player	Total		3-Ptr		Rebounds			PF	TP	A	TO	Blk	Stl	Min
		FG-FGA	FG-FGA	FT-FTA	Off	Def	Tot								
01	Courtney Williams	*	6-20	1-2	4-5	2	7	9	4	17	3	1	1	0	39
24	Jordan Jones	*	6-16	1-2	3-4	1	4	5	1	16	7	3	0	4	45
33	Courtney Walker	*	8-18	0-0	2-3	2	2	4	1	18	3	1	0	2	42
34	Karla Gilbert	*	4-8	0-0	3-5	2	5	7	5	11	0	0	1	1	40-
35	Achiri Ade	*	1-6	0-0	3-3	2	4	6	5	5	0	0	0	0	28
12	Jada Terry		0-0	0-0	0-0	0	0	0	0	0	0	0	1	0	2
13	Chelsea Jennings		0-1	0-0	0-0	0	0	0	0	0	0	0	0	0	4
15	Tori Scott		0-1	0-0	0-0	0	1	1	1	0	0	1	0	0	9
23	Rachel Mitchell		0-0	0-0	0-0	0	2	2	2	0	0	1	0	1	6
32	T. Scott-Williams		0-2	0-0	0-0	1	1	2	0	0	0	1	0	1	10
	Team					3	2	5							
Totals			25-72	2-4	15-20	13	28	41	19	67	13	8	3	9	225

FG % 1st Half: 14-39 35.9% 2nd half: 7-25 28.0% OT: 4-8 50.0% Game: 25-72 34.7% Deadball Rebounds 2
 3FG % 1st Half: 2-2 100.0% 2nd half: 0-2 0.0% OT: 0-0 0.0% Game: 2-4 50.0%
 FT % 1st Half: 4-5 80.0% 2nd half: 8-11 72.7% OT: 3-4 75.0% Game: 15-20 75.0%

Officials: Beverly Roberts, Felicia Grinter, Greg Small
 Technical fouls: #8/8 South Carolina-None. #25/21 Texas A&M-None.
 Attendance: 5778

Score by periods	1st	2nd	OT	Total
#8/8 South Carolina	17	39	9	65
#25/21 Texas A&M	34	22	11	67

Points	In Paint	Off T/O	2nd Chance	Fast Break	Bench
SC	24	10	7	15	15
TAMU	38	23	11	12	0

Last FG - SC OT-00:01, TAMU OT-00:58.
 Largest lead - SC by 5 1st-13:23, TAMU by 19 1st-00:29.

Score tied - 4 times.
 Lead changed - 2 times.



2013-14 South Carolina Basketball
#8/8 South Carolina Game-by-Game Highs (as of Jan 16, 2014)
All games



Opponent	Date	Score	Points	Rebounds	Assists	Steals	Blocked shots
CHARLESTON SOUTHERN	11/08/13	99-29	20-COATES, Alaina	8-WELCH, Aleighsa	7-ROY, Tina	5-MITCHELL, Tiffany	5-IBIAM, Elem
LOUISIANA TECH	11/10/13	68-45	14-WELCH, Aleighsa	10-WELCH, Aleighsa COATES, Alaina	5-SESSIONS, Khadij	2-SESSIONS, Khadij	3-IBIAM, Elem
COLL. OF CHARLESTON	11/14/13	81-54	16-DOZIER, Asia	17-WELCH, Aleighsa	4-SESSIONS, Khadij	2-WELCH, Aleighsa	3-IBIAM, Elem COATES, Alaina
SETON HALL	11/17/13	88-67	18-IBIAM, Elem	8-IBIAM, Elem WELCH, Aleighsa COATES, Alaina	5-SESSIONS, Khadij	2-DOZIER, Asia	4-COATES, Alaina
at Clemson	11/20/13	68-43	17-WELCH, Aleighsa	10-WELCH, Aleighsa	5-MITCHELL, Tiffany	2-COATES, Alaina MITCHELL, Tiffany	3-WELCH, Aleighsa
at San Diego State	11/23/13	88-54	21-COATES, Alaina	8-COATES, Alaina	9-MITCHELL, Tiffany	4-SESSIONS, Khadij	1-COATES, Alaina ROY, Tina WELCH, Aleighsa IBIAM, Elem
at USC	11/25/13	70-50	22-MITCHELL, Tiffany	9-COATES, Alaina	4-MITCHELL, Tiffany	5-MITCHELL, Tiffany	2-IBIAM, Elem
NC CENTRAL	12/02/13	79-27	19-MITCHELL, Tiffany	7-COATES, Alaina	6-SESSIONS, Khadij	3-MITCHELL, Tiffany	2-COATES, Alaina
at Charlotte	12/08/13	76-61	19-IBIAM, Elem	9-IBIAM, Elem	4-MITCHELL, Tiffany DOZIER, Asia	3-WELCH, Aleighsa MITCHELL, Tiffany	3-IBIAM, Elem
vs #14/13 North Carolina	12/18/13	66-74	23-WELCH, Aleighsa	6-WELCH, Aleighsa	2-GAINES, Olivia	2-MITCHELL, Tiffany SESSIONS, Khadija IBIAM, Elem	4-IBIAM, Elem
WINTHROP	12/20/13	69-61	20-MITCHELL, Tiffany	9-IBIAM, Elem	7-MITCHELL, Tiffany	2-WELCH, Aleighsa	3-IBIAM, Elem
SC STATE	12/22/13	70-26	23-COATES, Alaina	9-MITCHELL, Tiffany IBIAM, Elem	4-MITCHELL, Tiffany	1-DOZIER, Asia GAINES, Olivia ROY, Tina IBIAM, Elem DAVIS, Tiffany WELCH, Aleighsa MITCHELL, Tiffany	3-COATES, Alaina
SAVANNAH STATE	12/28/13	82-40	18-MITCHELL, Tiffany	12-COATES, Alaina	5-WELCH, Aleighsa	5-MITCHELL, Tiffany	3-COATES, Alaina
at Arkansas	01/02/14	55-51	16-MITCHELL, Tiffany	12-COATES, Alaina	5-DOZIER, Asia	1-GAINES, Olivia DOZIER, Asia WELCH, Aleighsa MITCHELL, Tiffany	5-COATES, Alaina
VANDERBILT	01/05/14	76-66	24-COATES, Alaina	10-COATES, Alaina	5-DOZIER, Asia	3-MITCHELL, Tiffany	3-COATES, Alaina
#9/10 KENTUCKY	01/09/14	68-59	17-MITCHELL, Tiffany	17-COATES, Alaina	4-DOZIER, Asia	2-MITCHELL, Tiffany	6-IBIAM, Elem
at Auburn	01/12/14	72-66	18-MITCHELL, Tiffany	6-COATES, Alaina	3-SESSIONS, Khadij DOZIER, Asia WELCH, Aleighsa	6-MITCHELL, Tiffany	1-COATES, Alaina WELCH, Aleighsa IBIAM, Elem
at #25/21 Texas A&M	01/16/14	65-67	20-WELCH, Aleighsa	16-WELCH, Aleighsa	3-SESSIONS, Khadij	1-GAINES, Olivia WELCH, Aleighsa COATES, Alaina SESSIONS, Khadija	4-IBIAM, Elem



2013-14 South Carolina Basketball
#88 South Carolina Points-Rebounds-Assists (as of Jan 16, 2014)
All games



Opponent	Date	Score	00	02	05	12	15	21	23	24	25	31	33	41											
			FARMER	LIND	GAINES	OLI	SESSIONS	K	MONTGOMERY	W	DAVIS	TIFF	MORRISON	L	ROY	TINA	WELCH	HALEI	MITCHELL	T	DOZIER	RASI	IBIAMELEM	COATES	ALA
CSU	11/08/13	99-29 w	0-0	4-5	10-2-3	7-4-1	5-2-1	0-1-1	5-3-7	15-8-0	12-1-1	4-3-5	17-6-0	20-7-1											
LATECH	11/10/13	68-45 w	0-0	2-4-3	7-1-5	0-3-0	3-2-1	0-0-0	2-1-2	14-10-3	10-4-3	7-1-0	11-8-1	12-10-0											
COFC	11/14/13	81-54 w	0-0	2-1-0	2-1-4	2-8-0	7-1-3	0-1-1	6-0-2	12-17-2	11-8-1	16-2-3	12-6-0	11-14-0											
SHU	11/17/13	88-67 w	DNP	0-1-1	17-3-5	0-0-1	0-1-0	2-0-0	5-2-1	15-8-4	15-3-4	6-4-2	18-8-0	10-8-1											
at CU	11/20/13	68-43 w	0-0	DNP	10-3-3	1-4-0	0-0-1	0-0-0	3-3-0	17-10-4	14-6-5	4-9-0	10-6-1	9-6-0											
at SDSU	11/23/13	88-54 w	DNP	1-1-1	12-0-5	2-2-0	0-0-3	0-1-1	6-1-2	8-4-2	17-3-9	16-3-0	5-4-1	21-8-0											
at USC	11/25/13	70-50 w	DNP	DNP	7-1-3	0-2-1	DNP	0-0-0	11-3-0	14-6-1	22-6-4	4-2-2	4-5-1	8-9-0											
NCCU	12/02/13	79-27 w	3-3-0	4-5-4	7-0-6	5-1-1	DNP	3-2-0	2-6-5	13-4-1	19-3-1	6-2-1	2-3-0	15-7-1											
at CHA	12/08/13	76-61 w	DNP	0-1-0	6-2-3	3-2-0	0-0-0	2-0-0	1-2-1	18-6-0	15-3-4	10-5-4	19-9-0	2-4-0											
vs NC	12/18/13	66-74 L	DNP	2-1-2	4-2-1	0-1-0	0-0-0	DNP	2-4-0	23-6-0	18-5-1	3-3-1	14-5-1	0-1-0											
WU	12/20/13	69-61 w	DNP	2-1-1	DNP	2-3-0	3-4-2	DNP	0-0-0	14-8-2	20-1-7	13-2-5	12-9-0	3-3-0											
SCSUW	12/22/13	70-26 w	0-1-0	6-4-2	DNP	2-5-0	6-1-3	0-1-0	7-1-2	8-5-3	5-9-4	4-4-3	9-9-1	23-5-1											
SSU	12/28/13	82-40 w	0-0	7-0-1	DNP	0-0-0	8-1-0	1-2-0	2-2-2	14-3-5	18-7-4	10-1-1	5-9-0	17-12-0											
at AR	01/02/14	55-51 w	DNP	1-1-1	DNP	DNP	3-6-1	DNP	0-2-0	11-7-2	16-11-1	9-2-5	4-4-0	11-12-0											
VANDY	01/05/14	76-66 w	DNP	2-1-2	DNP	DNP	3-1-2	DNP	3-3-3	9-3-3	19-4-4	5-1-5	11-8-0	24-10-0											
UK	01/09/14	68-59 w	DNP	2-0-0	3-1-0	DNP	0-0-1	DNP	11-2-3	16-14-3	17-7-3	0-1-4	9-4-0	10-17-0											
at AU	01/12/14	72-66 w	DNP	1-0-0	9-1-3	0-1-1	0-1-0	DNP	7-1-1	10-5-3	18-2-1	9-5-3	4-3-0	14-6-0											
at TAMU	01/16/14	65-67 L	DNP	5-2-0	2-0-3	1-1-0	0-1-0	DNP	1-1-0	20-16-2	19-8-1	5-3-0	4-12-2	8-5-0											



2013-14 South Carolina Basketball
#8/8 South Carolina Team Game-by-Game Comparison (as of Jan 16, 2014)
All games



Opponent	1st	2nd	Score	Mar	Total FG	FG Pct	3-Pointers	3FG Pct	Free Throws	FT Pct	Rebounds	Assist	T/Over	Block	Steal	Fouls
CHARLESTON SOUTHERN	52/13	47/16	99-29	+70	39-64/10-54	.609/.185	3-6/4-23	.500/.174	18-28/5-6	.643/.833	46/25	25/6	10/25	12/5	17/5	9/19
LOUISIANA TECH	31/17	37/28	68-45	+23	28-62/18-50	.452/.360	4-18/4-7	.222/.571	8-22/5-14	.364/.357	47/29	18/10	13/17	4/2	6/7	15/22
COLL. OF CHARLESTON	46/34	35/20	81-54	+27	25-66/21-68	.379/.309	9-28/3-13	.321/.231	22-42/9-18	.524/.500	62/38	16/12	12/10	8/2	5/5	15/27
SETON HALL	41/39	47/28	88-67	+21	26-45/26-67	.578/.388	6-12/6-11	.500/.545	30-44/9-18	.682/.500	38/30	19/4	11/8	9/2	6/5	16/28
Clemson	27/15	41/28	68-43	+25	26-57/14-48	.456/.292	4-16/3-7	.250/.429	12-18/12-19	.667/.632	49/27	14/7	12/11	5/2	6/5	13/17
San Diego State	43/32	45/22	88-54	+34	29-55/21-48	.527/.438	9-23/1-8	.391/.125	21-31/8-15	.677/.533	30/31	24/10	8/25	4/1	12/5	18/25
USC	30/24	40/26	70-50	+20	24-48/20-52	.500/.385	2-6/1-11	.333/.091	20-26/9-18	.769/.500	35/30	12/12	19/22	3/4	8/10	18/21
NC CENTRAL	46/15	33/12	79-27	+52	31-53/8-50	.565/.160	6-18/1-14	.333/.071	11-16/10-12	.688/.833	38/28	20/6	7/16	4/1	7/3	11/13
Charlotte	33/32	43/29	76-61	+15	25-53/24-53	.472/.453	1-6/3-13	.167/.231	25-33/10-12	.758/.833	36/29	12/10	15/18	7/0	10/6	13/24
#14/13 North Carolina	27/39	39/35	66-74	(8)	23-56/28-61	.411/.459	1-11/4-16	.091/.250	19-29/14-17	.655/.824	33/43	6/12	14/17	6/3	7/5	18/23
WINTHROP	37/23	32/38	69-61	+8	24-48/24-59	.500/.407	8-19/4-8	.421/.500	13-24/9-10	.542/.900	34/30	17/13	20/13	5/2	4/8	12/21
SC STATE	37/12	33/14	70-26	+44	26-57/12-49	.456/.245	5-12/2-19	.471/.105	13-18/0-2	.722/.000	47/21	19/7	14/16	5/1	7/8	11/14
SAVANNAH STATE	43/25	39/15	82-40	+42	24-47/13-49	.511/.285	4-6/2-10	.667/.200	30-48/12-14	.625/.857	39/27	13/6	10/19	5/3	10/4	17/31
Arkansas	28/16	27/35	55-51	+4	21-52/18-69	.404/.261	1-5/5-19	.200/.263	12-19/10-14	.632/.714	48/38	10/8	21/10	11/6	4/11	19/20
VANDERBILT	41/30	35/36	76-66	+10	25-46/23-61	.543/.377	4-7/6-12	.571/.500	22-27/14-15	.815/.933	32/29	19/14	15/13	8/3	6/4	22/23
#9/10 KENTUCKY	34/24	34/35	68-59	+9	24-60/23-73	.400/.315	2-7/1-8	.286/.125	18-30/12-22	.600/.545	53/43	14/10	16/10	14/5	3/5	17/26
Auburn	39/39	33/27	72-66	+6	22-41/23-58	.537/.397	5-12/4-13	.417/.308	23-34/16-22	.676/.727	27/32	12/15	20/18	3/6	10/8	19/27
#25/21 Texas A&M	17/34	39/22	65-67	(2)	25-61/25-72	.410/.347	5-11/2-4	.455/.500	10-21/15-20	.476/.750	53/41	8/13	20/8	7/3	4/9	21/19

Note: Game totals are displayed in the format TEAM/OPPONENT for each category



2013-14 South Carolina Basketball
#8/8 South Carolina Combined Team Statistics (as of Jan 16, 2014)
Conference games



RECORD:	OVERALL	HOME	AWAY	NEUTRAL
ALL GAMES	4-1	2-0	2-1	0-0
CONFERENCE	4-1	2-0	2-1	0-0
NON-CONFERENCE	0-0	0-0	0-0	0-0

##	Player	gp-gs	min	avg	Total		3-Point		F-Throw		Rebounds				pf	dq	a	to	blk	stl	pts	avg	
					fg-fga	fg%	3fg-fga	3fg%	ft-fga	ft%	off	def	tot	avg									
25	MITCHELL, Tiffany	5-5	183	36.6	30-54	.556	5-7	.714	24-29	.828	4	28	32	6.4	17	0	10	17	3	12	89	17.8	
41	COATES, Alaina	5-0	128	25.6	26-44	.591	0-0	.000	15-27	.556	17	33	50	10.0	11	0	0	12	13	4	67	13.4	
24	WELCH, Aleighsa	5-5	171	34.2	23-51	.451	1-1	1.000	19-33	.576	20	25	45	9.0	12	0	13	12	9	4	66	13.2	
33	IBIAM, Elem	5-5	109	21.8	12-25	.480	0-0	.000	8-11	.727	6	25	31	6.2	16	0	2	8	14	0	32	6.4	
31	DOZIER, Asia	5-5	157	31.4	10-38	.263	5-14	.357	3-5	.600	0	12	12	2.4	14	0	17	23	2	2	28	5.6	
05	SESSIONS, Khadijah	3-1	64	21.3	3-11	.273	2-5	.400	6-8	.750	1	1	2	0.7	7	0	6	4	0	1	14	4.7	
23	ROY, Tina	5-0	85	17.0	8-24	.333	3-11	.273	3-7	.429	0	9	9	1.8	1	0	7	2	2	1	22	4.4	
02	GAINES, Olivia	5-0	42	8.4	3-4	.750	1-1	1.000	4-6	.667	0	4	4	0.8	5	0	3	1	0	3	11	2.2	
15	DAVIS, Tiffany	5-4	78	15.6	2-9	.222	0-3	.000	2-3	.667	0	9	9	1.8	11	0	4	10	0	0	6	1.2	
12	MONTOUT, Wilka	2-0	8	4.0	0-0	.000	0-0	.000	1-2	.500	1	1	2	1.0	3	0	1	1	0	0	1	0.5	
Team											9	8	17		1		2						
Total.....		5	1025		117-260	.450	17-42	.405	85-131	.649	58	155	213	42.6	98	0	63	92	43	27	336	67.2	
Opponents.....		5	1025		112-333	.336	18-56	.321	67-93	.720	78	105	183	36.6	115	7	60	59	23	37	309	61.8	

TEAM STATISTICS	SC	OPP	Date	Opponent	Score	Att.
SCORING	336	309	* 01/02/14	at Arkansas	w 55-51	2215
Points per game	67.2	61.8	* 01/05/14	VANDERBILT	w 76-66	4810
Scoring margin	+5.4	-	* 01/09/14	#9/10 KENTUCKY	w 68-59	5689
FIELD GOALS-ATT	117-260	112-333	* 01/12/14	at Auburn	w 72-66	2453
Field goal pct	.450	.336	* 01/16/14	at #25/21 Texas A&M	Lot 65-67	5778
3 POINT FG-ATT	17-42	18-56	* - Conference game			
3-point FG pct	.405	.321				
3-pt FG made per game	3.4	3.6				
FREE THROWS-ATT	85-131	67-93				
Free throw pct	.649	.720				
F-Throws made per game	17.0	13.4				
REBOUNDS	213	183				
Rebounds per game	42.6	36.6				
Rebounding margin	+6.0	-				
ASSISTS	63	60				
Assists per game	12.6	12.0				
TURNOVERS	92	59				
Turnovers per game	18.4	11.8				
Turnover margin	-6.6	-				
Assist/turnover ratio	0.7	1.0				
STEALS	27	37				
Steals per game	5.4	7.4				
BLOCKS	43	23				
Blocks per game	8.6	4.6				
ATTENDANCE	10499	10446				
Home games-Avg/Game	2-5250	3-3482				
Neutral site-Avg/Game	-	0-0				

Score by Periods	1st	2nd	OT	Totals
#8/8 South Carolina	159	168	9	336
Opponents	143	155	11	309



2013-14 South Carolina Basketball
#8/8 South Carolina Combined Team Statistics (as of Jan 16, 2014)
All games



RECORD:	OVERALL	HOME	AWAY	NEUTRAL
ALL GAMES	16-2	10-0	6-1	0-1
CONFERENCE	4-1	2-0	2-1	0-0
NON-CONFERENCE	12-1	8-0	4-0	0-1

##	Player	gp-gs	min	avg	Total		3-Point		F-Throw		Rebounds				pf	dq	a	to	blk	stl	pts	avg	
					fg-fga	fg%	3fg-fga	3fg%	ft-fa	ft%	off	def	tot	avg									
25	MITCHELL, Tiffany	18-18	557	30.9	93-172	.541	21-40	.525	78-105	.743	23	68	91	5.1	33	0	58	50	3	44	285	15.8	
24	WELCH, Aleighsa	18-17	520	28.9	91-150	.607	1-1	1.000	68-113	.602	61	79	140	7.8	31	0	40	29	19	18	251	13.9	
41	COATES, Alaina	18-1	342	19.0	78-123	.634	0-0	.000	62-100	.620	49	95	144	8.0	40	0	4	28	36	10	218	12.1	
33	BIAM, Elem	18-18	428	23.8	66-124	.532	0-0	.000	38-57	.667	33	85	118	6.6	49	2	8	23	45	11	170	9.4	
05	SESSIONS, Khadijah	13-11	330	25.4	29-81	.358	10-33	.303	28-41	.683	5	12	17	1.3	21	0	44	18	0	15	96	7.4	
31	DOZIER, Asia	18-17	479	26.6	46-125	.368	23-61	.377	16-25	.640	11	42	53	2.9	33	0	44	48	4	12	131	7.3	
23	ROY, Tina	18-1	319	17.7	26-89	.292	11-49	.224	11-17	.647	6	31	37	2.1	8	0	31	9	5	5	74	4.1	
02	GAINES, Olivia	16-0	172	10.8	14-23	.609	1-2	.500	12-17	.706	8	19	27	1.7	19	0	23	9	2	11	41	2.6	
15	DAVIS, Tiffany	16-7	219	13.7	13-36	.361	7-18	.389	5-10	.500	2	19	21	1.3	16	0	18	28	1	4	38	2.4	
12	MONTOUT, Wilka	15-0	177	11.8	9-34	.265	3-10	.300	4-17	.235	20	17	37	2.5	17	0	5	9	4	1	25	1.7	
21	MORRISON, LeAnna	11-0	49	4.5	1-9	.111	1-7	.143	5-8	.625	4	4	8	0.7	4	0	3	2	0	1	8	0.7	
00	FARMER, India	7-0	33	4.7	1-5	.200	1-2	.500	0-0	.000	2	2	4	0.6	2	0	0	0	1	0	3	0.4	
Team											17	33	50		1		4						
Total.....		18	3625		467-971	.481	79-223	.354	327-510	.641	241	506	747	41.5	274	2	278	257	120	132	1340	74.4	
Opponents.....		18	3625		351-1041	.337	56-216	.259	179-268	.668	211	360	571	31.7	400	16	175	276	51	113	937	52.1	

TEAM STATISTICS	SC	OPP	Date	Opponent	Score	Att.
SCORING	1340	937	11/08/13	CHARLESTON SOUTHERN	w 99-29	5120
Points per game	74.4	52.1	11/10/13	LOUISIANA TECH	w 68-45	5078
Scoring margin	+22.4	-	11/14/13	COLL. OF CHARLESTON	w 81-54	4882
FIELD GOALS-ATT	467-971	351-1041	11/17/13	SETON HALL	w 88-67	4765
Field goal pct	.481	.337	11/20/13	at Clemson	w 68-43	715
3 POINT FG-ATT	79-223	56-216	11/23/13	at San Diego State	w 88-54	642
3-point FG pct	.354	.259	11/25/13	at USC	w 70-50	897
3-pt FG made per game	4.4	3.1	12/02/13	NC CENTRAL	w 79-27	4347
FREE THROWS-ATT	327-510	179-268	12/08/13	at Charlotte	w 76-61	1357
Free throw pct	.641	.668	12/18/13	vs #14/13 North Carolina	L 66-74	4137
F-Throws made per game	18.2	9.9	12/20/13	WINTHROP	w 69-61	5021
REBOUNDS	747	571	12/22/13	SC STATE	w 70-26	5937
Rebounds per game	41.5	31.7	12/28/13	SAVANNAH STATE	w 82-40	4824
Rebounding margin	+9.8	-	* 01/02/14	at Arkansas	w 55-51	2215
ASSISTS	278	175	* 01/05/14	VANDERBILT	w 76-66	4810
Assists per game	15.4	9.7	* 01/09/14	#9/10 KENTUCKY	w 68-59	5689
TURNOVERS	257	276	* 01/12/14	at Auburn	w 72-66	2453
Turnovers per game	14.3	15.3	* 01/16/14	at #25/21 Texas A&M	Lot 65-67	5778
Turnover margin	+1.1	-				
Assist/turnover ratio	1.1	0.6				
STEALS	132	113				
Steals per game	7.3	6.3				
BLOCKS	120	51				
Blocks per game	6.7	2.8				
ATTENDANCE	50473	18194				
Home games-Avg/Game	10-5047	7-2008				
Neutral site-Avg/Game	-	1-4137				

Score by Periods	1st	2nd	OT	Totals
#8/8 South Carolina	652	679	9	1340
Opponents	463	466	11	940