






HISTORY

1,000-Point Club

2,119

BJ McKIE



Guard, 6-2, 190, Columbia, S.C.

Season	G	Field Goals	Free Throws	Pts. Avg.
1995-96	31	147-315	.467 141-185	.762 478 15.4
1996-97	32	164-355	.462 166-219	.758 556 17.4
1997-98	31	160-365	.438 205-262	.782 584 18.8
1998-99	29	145-353	.411 160-207	.773 501 17.3
Totals	123	616-1388	.444 672-873	.770 2119 17.2

1,972

ALEX ENGLISH



Forward, 6-8, 190, Columbia, S.C.

Season	G	Field Goals	Free Throws	Pts. Avg.
1972-73	29	189-368	.514 44-70	.629 422 14.6
1973-74	27	209-395	.529 75-112	.670 493 18.3
1974-75	28	199-359	.554 49-77	.636 447 16.0
1975-76	27	258-468	.551 94-134	.701 610 22.6
Totals	111	855-1590	.538 262-393	.667 1972 17.8

1,910

JOHN ROCHE



Guard, 6-3, 180, New York, N.Y.

Season	G	Field Goals	Free Throws	Pts. Avg.
1968-69	28	239-507	.471 184-226	.814 662 23.6
1969-70	28	222-469	.473 179-216	.829 623 22.3
1970-71	29	205-493	.416 215-262	.821 625 21.6
Totals	85	666-1469	.453 578-704	.821 1910 22.5

1,745

JIMMY FOSTER



Forward, 6-8, 220, Greenville, S.C.

Season	G	Field Goals	Free Throws	Pts. Avg.
1980-81	27	149-257	.580 86-173	.497 384 14.2
1981-82	20	126-213	.592 56-116	.483 308 15.4
1982-83	31	203-332	.611 129-242	.533 535 17.3
1983-84	28	200-336	.595 118-239	.494 518 18.5
Totals	106	678-1138	.596 389-770	.505 1745 16.5

1,586

MIKE DUNLEAVY



Guard, 6-2, 175, Brooklyn, N.Y.

Season	G	Field Goals	Free Throws	Pts. Avg.
1972-73	29	122-236	.517 59-72	.819 303 10.4
1973-74	27	167-369	.453 97-116	.836 431 16.0
1974-75	28	182-368	.494 91-119	.765 455 16.3
1975-76	27	144-297	.485 109-139	.784 397 14.7
Totals	111	615-1270	.484 356-446	.798 1586 14.3

1,521

JIM SLAUGHTER



Center, 6-11, 200, Roanoke, Va.

Season	G	Field Goals	Free Throws	Pts. Avg.
1947-48	23	52-	46-77	.597 150 6.5
1948-49	22	154-	73-113	.646 381 17.3
1949-50	21	167-	87-142	.613 421 20.0
1950-51	25	222-458	.483 125-208	.600 569 22.8
Totals	91	595-	331-540	.613 1521 16.7

1,505

ART WHISNANT

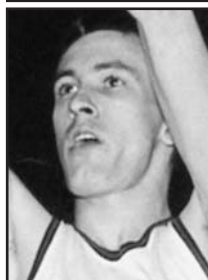


Forward/Center, 6-4, 210, Icard, N.C.

Season	G	Field Goals	Free Throws	Pts. Avg.
1959-60	26	143-395	.362 155-273	.568 441 17.0
1960-61	26	149-382	.390 199-296	.675 497 19.1
1961-62	27	177-380	.465 213-311	.685 567 21.0
Totals	79	469-1157	.405 567-880	.644 1505 19.1

1,456

GRADY WALLACE



Forward, 6-5, 165, Mare Creek, Ky.

Season	G	Field Goals	Free Throws	Pts. Avg.
1955-56	23	217-484	.448 116-153	.758 550 23.9
1956-57	29	336-803	.418 234-303	.772 906 31.3
Totals	52	553-1287	.430 350-456	.768 1456 28.0

1,445

TERRY DOZIER



Forward, 6-9, 210, Baltimore, Md.

Season	G	Field Goals	Free Throws	Pts. Avg.
1985-86	17	92-194	.474 50-64	.781 234 13.8
1986-87	29	188-388	.485 105-129	.814 492 17.0
1987-88	28	153-307	.498 59-89	.663 374 13.4
1988-89	30	127-284	.447 85-112	.759 345 11.5
Totals	104	560-1173	.477 299-394	.759 1445 13.9

1,439

JO JO ENGLISH



Guard, 6-4, 205, Columbia, S.C.

Season	G	Field Goals	Free Throws	Pts. Avg.
1988-89	28	43-102	.422 17-29	.586 105 3.8
1989-90	27	155-317	.489 67-107	.626 412 15.3
1990-91	33	174-377	.462 92-125	.736 496 15.0
1991-92	27	159-370	.430 62-100	.620 426 15.8
Totals	115	527-1166	.452 238-361	.659 1439 12.5

1,424 **MELVIN WATSON**
Guard, 6-1, 195, Charleston, S.C.

Season	G	Field Goals	Free Throws	Pts.	Avg.
1994-95	27	128-316	.405 73-119	.613	361 13.4
1995-96	31	140-311	.450 71-96	.740	379 12.2
1996-97	31	115-296	.389 83-127	.654	342 11.0
1997-98	30	122-307	.397 62-81	.765	342 11.4
Totals	119	505-1230	.411 289-423	.683	1424 12.0

1,400 **KEVIN JOYCE**
Guard, 6-3, 190, Merrick, N.Y.

Season	G	Field Goals	Free Throws	Pts.	Avg.
1970-71	23	109-223	.489 60-72	.833	278 12.1
1971-72	29	180-394	.457 170-216	.787	530 18.3
1972-73	29	220-508	.433 152-182	.835	592 20.4
Totals	81	509-1125	.452 382-470	.813	1400 17.3

1,383 **ZAM FREDRICK**
Guard, 6-2, 180, St. Matthews, S.C.

Season	G	Field Goals	Free Throws	Pts.	Avg.
1977-78	20	15-39	.385 7-10	.700	37 1.9
1978-79	27	164-338	.485 48-67	.716	376 13.9
1979-80	27	82-207	.396 25-41	.610	189 7.0
1980-81	27	300-591	.508 181-223	.812	781 28.9
Totals	101	561-1175	.479 261-341	.765	1383 13.7

1,360 **MIKE DOYLE**
Guard/Forward, 6-5, 195, The Bronx, N.Y.

Season	G	Field Goals	Free Throws	Pts.	Avg.
1976-77	25	82-194	.423 58-73	.793	222 8.9
1977-78	28	147-289	.509 90-133	.677	384 13.7
1978-79	27	163-330	.494 87-125	.696	413 15.3
1979-80	27	124-263	.471 93-110	.845	341 12.6
Totals	107	516-1076	.480 328-441	.744	1360 12.7

1,345 **NATE DAVIS**
Forward, 6-4, 190, Columbia, S.C.

Season	G	Field Goals	Free Throws	Pts.	Avg.
1973-74	27	80-160	.500 23-33	.697	183 6.8
1974-75	28	145-282	.514 36-48	.750	326 11.6
1975-76	27	194-387	.501 41-55	.745	429 15.9
1976-77	26	178-384	.464 51-69	.739	407 15.7
Totals	108	597-1213	.492 151-205	.737	1345 12.5

1,343 **TOM RIKER**
Center/Forward, 6-10, 225, Hicksville, N.Y.

Season	G	Field Goals	Free Throws	Pts.	Avg.
1969-70	28	143-277	.516 101-151	.669	387 13.8
1970-71	29	148-313	.473 110-173	.636	406 14.0
1971-72	28	208-375	.555 134-187	.716	550 19.6
Totals	85	499-965	.517 345-511	.675	1343 15.8

1,325 **TOM OWENS**
Forward, 6-10, 223, The Bronx, N.Y.

Season	G	Field Goals	Free Throws	Pts.	Avg.
1968-69	28	177-337	.525 106-170	.624	460 16.4
1969-70	28	174-359	.485 96-151	.636	444 15.9
1970-71	28	152-308	.494 117-173	.676	421 15.0
Totals	84	503-1004	.501 319-494	.646	1325 15.8

1,295 **JAMIE WATSON**
Guard/Forward, 6-7, 210, Elm City, N.C.

Season	G	Field Goals	Free Throws	Pts.	Avg.
1990-91	33	81-193	.420 25-44	.568	197 6.0
1991-92	28	92-209	.440 22-42	.524	211 7.5
1992-93	27	159-345	.461 70-109	.642	397 14.7
1993-94	27	185-403	.459 91-135	.674	490 18.1
Totals	115	516-1148	.449 208-330	.630	1295 11.3

1,256 **RONNIE COLLINS**
Forward, 6-3, 175, Winnsboro, S.C.

Season	G	Field Goals	Free Throws	Pts.	Avg.
1961-62	27	112-251	.445 84-95	.882	306 11.3
1962-63	23	133-303	.439 115-148	.777	381 16.6
1963-64	24	211-422	.500 147-189	.757	569 23.7
Totals	74	456-976	.467 346-432	.801	1256 17.0

1,251 **JOE SMITH**
Forward, 6-3, 185, Lyman, S.C.

Season	G	Field Goals	Free Throws	Pts.	Avg.
1951-52	21	25-59	.451 11-24	.458	61 2.9
1952-53	24	132-360	.366 113-172	.677	377 15.7
1953-54	26	147-365	.402 137-234	.575	431 16.6
1954-55	26	146-363	.402 90-168	.535	382 14.7
Totals	97	450-1147	.396 351-598	.587	1251 12.8


1,000-Point Club

270

GAMECOCK HISTORY

1,250

LEE COLLINS



Center, 6-6, Lancaster, S.C.

Season	G	Field Goals	Free Throws	Pts.	Avg.
1952-53	17	21-67	.313 23-40	.575 65	3.8
1953-54	26	110-314	.350 112-146	.767 332	12.7
1954-55	27	155-391	.396 125-174	.718 435	16.1
1955-56	22	148-387	.382 122-162	.753 418	19.0
Totals	92	434-1159	.374 382-522	.732 1250	13.6

1,231

BARRY MANNING



Guard, 6-4, 205, Columbia, S.C.

Season	G	Field Goals	Free Throws	Pts.	Avg.
1987-88	29	79-177	.446 22-38	.579 182	6.3
1988-89	30	154-298	.517 48-86	.558 360	12.0
1989-90	4	23-44	.523 3-4	.750 55	13.8
1990-91	31	142-313	.454 75-122	.615 392	12.6
1991-92	27	93-222	.419 43-73	.589 242	9.0
Totals	121	491-1054	.466 191-323	.591 1231	10.2

1,209

SKIP HARLICKA




Guard, 6-1, 178, Trenton, N.J.

Season	G	Field Goals	Free Throws	Pts.	Avg.
1965-66	24	134-322	.404 76-108	.704 344	14.3
1966-67	23	150-308	.487 48-72	.667 385	16.7
1967-68	22	198-392	.505 84-122	.689 480	21.8
Totals	69	482-1022	.472 208-302	.689 1209	17.5

1,192

MICHAEL FOSTER



Guard, 6-2, 175, Greensboro, N.C.

Season	G	Field Goals	Free Throws	Pts.	Avg.
1983-84	28	70-174	.402 63-94	.670 203	7.3
1984-85	28	82-171	.480 68-92	.739 232	8.3
1985-86	28	128-255	.502 81-98	.827 337	12.0
1986-87	26	143-309	.463 95-112	.848 420	16.2
Totals	110	423-909	.465 308-396	.778 1192	10.8

1,142

JOE RHETT



Forward, 6-8, 215, Columbia, S.C.

Season	G	Field Goals	Free Throws	Pts.	Avg.
1988-89	30	89-158	.563 35-50	.700 214	7.1
1989-90	22	98-202	.485 46-67	.687 243	11.0
1990-91	33	171-318	.538 73-125	.584 416	12.6
1991-92	16	114-210	.543 41-71	.577 269	16.8
Totals	101	472-890	.530 195-313	.623 1142	11.3

1,108

JAMEL BRADLEY



Guard, 6-2, 170, Beckley, W.Va.

Season	G	Field Goals	Free Throws	Pts.	Avg.
1998-99	23	20-52	.385 4-6	.667 56	2.4
1999-00	31	69-161	.429 26-30	.867 223	7.2
2000-01	30	111-290	.383 47-62	.758 345	11.5
2001-02	37	163-384	.424 41-60	.683 484	13.1
Totals	121	363-887	.409 118-158	.747 1108	9.2


1,104

RAY PERICOLA



Guard, 6-2, 195, Union City, N.J.

Season	G	Field Goals	Free Throws	Pts.	Avg.
1956-57	29	166-416	.400 102-161	.634 434	15.0
1957-58	24	131-318	.412 101-146	.691 363	15.1
1958-59	24	100-269	.371 107-156	.685 307	12.8
Totals	77	397-1003	.396 319-463	.670 1104	14.3



Mike Dunleavy played in all 111 Carolina games in his four-year career (1973-76), starting the last 108, and still ranks fifth on the all-time scoring list with 1,586 points.

1,000-Point Club

1,082 HENRY MARTIN
Guard, 5-9, 165, Columbia, S.C.

Season	G	Field Goals	Free Throws	Pts.	Avg.
1942-43	19	83-	26-68 .382	192	10.1
1946-47	25	120-	40-67 .597	280	11.2
1947-48	23	107-	34-66 .515	248	10.8
1948-49	22	139-	74-105 .705	362	16.0
Totals	89	449-	174-306 .568	1082	12.2

1,079 BRIAN WINTERS
Forward, 6-5, 185, Rockaway Park, N.Y.

Season	G	Field Goals	Free Throws	Pts.	Avg.
1971-72	29	90-175 .514	60-71 .845	240	8.3
1972-73	26	102-258 .465	59-81 .728	299	11.5
1973-74	27	299-446 .513	82-100 .820	540	20.0
Totals	82	438-879 .499	201-252 .798	1079	13.2

1,068 LARRY DAVIS
Guard, 6-3, 190, Denmark, S.C.

Season	G	Field Goals	Free Throws	Pts.	Avg.
1995-96	31	183-407 .450	113-146 .774	557	18.0
1996-97	32	159-349 .456	119-148 .804	511	16.0
Totals	63	342-756 .452	232-294 .789	1068	17.0

1,067 CHUCK EIDSON
Guard, 6-7, 205, Summerville, S.C.

Season	G	Field Goals	Free Throws	Pts.	Avg.
1999-00	32	109-257 .424	45-78 .577	291	9.1
2000-01	15	45-140 .321	36-49 .735	135	9.0
2001-02	37	109-277 .394	74-97 .763	325	8.8
2002-03	28	104-241 .436	81-99 .818	316	11.3
Total	112	368-915 .402	236-323 .731	1067	9.5

1,065 CEDRICK HORDGES
Forward, 6-8, 220, Montgomery, Ala.

Season	G	Field Goals	Free Throws	Pts.	Avg.
1978-79	27	211-408 .517	106-167 .635	528	19.6
1979-80	27	223-393 .567	91-158 .576	537	19.9
Totals	54	434-801 .542	197-325 .606	1065	19.7

1,044 AARON LUCAS
Guard, 5-11, 185, Columbia, S.C.

Season	G	Field Goals	Free Throws	Pts.	Avg.
1998-99	29	62-222 .279	18-34 .529	165	5.7
1999-00	28	67-180 .372	40-58 .690	197	7.0
2000-01	29	94-223 .422	86-122 .705	299	10.3
2001-02	37	131-317 .413	77-116 .664	383	10.4
Totals	73	406-1036 .392	216-262 .836	1044	14.3

1,044 SCOTTI WARD
Guard, 6-1, 175, Valparaiso, Ind.

Season	G	Field Goals	Free Throws	Pts.	Avg.
1960-61	26	147-381 .386	69-88 .784	375	14.4
1961-62	23	107-268 .399	32-38 .842	247	10.7
1962-63	24	152-387 .393	118-136 .868	422	17.6
Totals	73	406-1036 .392	216-262 .836	1044	14.3

1,040 DARRYL MARTIN
Forward/Center, 6-7, 200, Columbia, S.C.

Season	G	Field Goals	Free Throws	Pts.	Avg.
1985-86	28	118-255 .463	78-100 .780	314	11.2
1986-87	29	161-271 .557	92-125 .736	394	13.6
1987-88	29	136-259 .525	60-76 .789	332	11.4
Totals	86	405-785 .516	230-301 .764	1040	12.1

1,027 JACK GILLOON
Guard, 6-0, 160, West New York, N.J.

Season	G	Field Goals	Free Throws	Pts.	Avg.
1974-75	28	76-227 .335	41-57 .719	193	6.9
1975-76	24	85-199 .427	49-64 .766	219	9.1
1976-77	26	100-253 .395	51-72 .708	251	9.7
1977-78	27	138-300 .460	88-116 .759	364	13.5
Totals	105	399-979 .408	229-309 .741	1027	9.8

1,001 CARLOS POWELL
Forward, 6-7, 220, Florence, S.C.

Season	G	Field Goals	Free Throws	Pts.	Avg.
2001-02	37	88-192 .458	41-61 .672	232	6.3
2002-03	28	135-305 .443	53-76 .697	353	12.6
2003-04	34	165-369 .447	66-106 .623	416	12.2
Totals	99	388-866 .448	160-243 .658	1,001	10.1

1,000-Rebound Club


1,159 LEE COLLINS



Center, 6-6, Lancaster, S.C.

Season	G	Rebounds	Avg.
1952-53	17	51	3.0
1953-54	26	270	10.3
1954-55	27	434	16.1
1955-56	23	404	17.6
Totals	93	1159	12.5

1,116 TOM OWENS



Forward, 6-10, 223, The Bronx, N.Y.

Season	G	Rebounds	Avg.
1968-69	28	363	13.0
1969-70	28	393	14.0
1970-71	28	360	12.9
Totals	84	1116	13.3

1,064 ALEX ENGLISH



Forward, 6-8, 190, Columbia, S.C.

Season	G	Rebounds	Avg.
1972-73	29	306	10.6
1973-74	27	237	8.8
1974-75	28	244	8.7
1975-76	27	277	10.3
Totals	111	1064	9.6


1,001 JOE SMITH



Forward, 6-3, 185, Lyman, S.C.


Season	G	Rebounds	Avg.
1951-52	21	106	4.8
1952-53	24	310	12.9
1953-54	26	306	11.5
1954-55	29	279	10.7
Totals	97	1001	10.3

1,000 JIMMY FOSTER



Forward, 6-8, 220, Greenville, S.C.

Season	G	Rebounds	Avg.
1980-81	27	296	11.0
1981-82	20	166	8.3
1982-83	31	275	8.9
1983-84	28	263	9.4
Totals	106	1000	9.4



South Carolina's second all-time leading scorer, Alex English, also is one of five Gamecocks to pull down more than 1,000 career rebounds. English snatched 1,064 caroms in his four-year career (1973-76).

Gamecock Lettermen

Name	Years	Games	Pts.	Name	Years	Games	Pts.	Name	Years	Games	Pts.
	• A •										
Abboushi, Chris	1987	21	21	Crockett	1919			Godfrey, Wayne	1957-58	8	22
Abrams, Hollins	1923-24	27	10	Cronin, Bud	1960-61-62	79	624	Goldsmith, Paul	1954	26	94
Adair, Bryant	1931-32	18	36		• D •			Gonner, Josh	2004	32	379
Adams, Al	1947-48	47	483	Daly, Ned	1944	15	31	Goodroe, Don	1957	22	93
Adams	1920			Danner, H.E.	1912-13-14-15	24	28	Gooding, Hank	1934-35	42	160
Ahern, D.J.	1944	11	23	Darmody, Kevin	1980-81-82-83	109	663	Gorgrant, Bob	1966-67	28	52
Allen, Gus	1919	9	2	Davis, Herbert Lee	1997-98-99-00	122	745	Gorsage, John	1963-64-65	61	136
Anderson, Dick	1940-41	36	82	Davis, Larry	1996-97	63	1068	Gould, Terry	1987-88	58	265
Anderson, Lee	1957-58	6	2	Davis, Nate	1974-75-76-77	108	1345	Grabenstetter, Max	1961	16	32
Anderson, William	1916			DeVaughn, J.R.	1931	15	32	Granger, Joe	1956	10	9
Alexander, Gene	1938-39-40	60	296	Devlin, T.P.	1929	5	2	Grant, Antonio	1998-99-00-01	119	822
Ary, T.S.	1944	15	216	Dial, Larry	1958-59-60	47	161	Graziano, Jimmy	1977-78-79-80	89	750
Atkins, Henry	1980-81	14	9	Dillingham, Charles	1909			Green, Sydney	1928-29	10	2
Augustus, Golie	1975-76-77-78	88	517	DiRuggeris, Eddie	1976	19	34	Greene, Norm	1993-94	37	73
Aydlett, Rick	1970-71-72	84	652	Donelan, Bill	1929	3	2	Greenfield, A.M.	1912	3	0
	• B •			Douglas, Jack	1931-32	6	0	Gregor, Gary	1965, 1967-68	54	843
Baggott, Bob	1944	14	176	Doyle, Mike	1977-78-79-80	107	1360	Greiner, Mark	1973-74-75-76	99	278
Baker, Dick	1923	10	0	Dozier, Perry	1986-87-88	66	168	Grevey, Bryan	1976-77	27	35
Balkman, Renaldo	2004	33	229	Dozier, Terry	1986-87-88-89	104	1445	Grich, Rich	1963-64	29	39
Barrett, Dave	1962	17	40	Dunham, Earl	1941-42-43	53	191	Grimes, Billy	1970-72	16	10
Beall, Ted	1918	13	0	Dunleavy, Kevin	1978-79-80-81	97	222		• H •		
Bedenbaugh, C.E.	1930-31	28	83	Dunleavy, Mike	1973-74-75-76	111	1586	Hall, Emmett	1993-94	55	821
Berstein, Russ	1944	1	0	DuPre, Buck	1939-40	30	78	Hallsall, Walter (Mouse)	1943	2	0
Bessoir, Billy	1981	23	47	DuPre, John (Munch)	1930-31-32	50	208	Hamer, J.D.	1910	1	0
Best, Mickey	1951-52	47	431	Durham, Burl (Lit)	1937			Hampton, Frank	1919		
Boineau, Ed	1931	8	32	Durham, Earl (Big)	1937			Hanahan, M.L.	1912-13-14	15	52
Boling, C.M.	1909				• E •			Haney, Bob	1961-62-63	73	449
Bolo, Eugene	1946	16	21	Edwards, Forrest	1940	9	23	Harlicka, Jules (Skip)	1966-67-68	69	1209
Bolt, Wade	1909-10	3	4	Edwards, Jim	1955			Hart, George	1934	21	23
Bostick, Andy	1994-95	55	682	Eggers, Stefan	1990-91-92	64	130	Hartry, Melvin	1992	10	18
Boswell, Tom	1975	27	446	Eidson, Chuck	2000-01-02-03	112	1067	Harty, Steve	1978-79	32	36
Bowen, R.L.	1915-16-17-18	45	478	Ekimoff, Len	1947-48-50	76	164	Hatchell, A.B.	1929-30	13	8
Boynton, Mike, Jr.	2001-02-03-04	125	541	Eleazer, Holmes	1938-39-40	49	67	Hawthorne, Jimmy	1982-83-84-85	113	792
Bradley, Jamel	1999-00-01-02	121	1108	English, Alex	1973-74-75-76	111	1972	Henderson, Dana	1933-34-35	60	748
Brantley, Tom	1931	9	33	English, Jo Jo	1989-90-91-92	115	1439	Henderson, Oscar	1909		
Breckenridge, John	1986-87-88-89	48	66	Esterhay, Nick	1947	25	32	Henson, Lucian	1937-38	19	30
Brittain, Mike	1982-83-84-85	109	864	Evans, Carey	1991-92	16	4	Hilton, Kariton	1977-78	54	442
Brogdon, Henry	1942-43	29	134	Everett, Sheldon	2003-04	19	10	Hofferth, Tom	1952-53-54-55	101	943
Brooker, F	1914-16	22	108		• F •			Hoffman, Kevin	1987-88	10	10
Brown, Kerbrell	2003-04	60	483	Fair, Henry	1919	9	2	Hoffman, Richie	1957-58	53	493
Burkholder, Lynwood	1965-66-67	55	180	Fair, Heine	1926-27-28	52	394	Holcombe, Buster	1926-27-28	38	375
Burns	1915	8	6	Fannin, Benny	1955-56	44	420	Holland, Steve	1986	32	85
Bynum, Terry	1993	26	159	Farr, Ed	1931	1	0	Holman, Marion	1931		
	• C •			Farr, Jim	1926-27-28	39	120	Holmes, Kenny	1981-82-83	87	834
Cadray, Jo Jo	2000-01	9	5	Farrell, Charlie	1914-15-16	28	57	Hordges, Cedrick	1979-80	54	1065
Callahan, Mike	1958-59-60	74	963	Farrell, Charlie	1965-66	36	90	Horne, Bob	1981	7	8
Cantore, Phil	1943-44-47-48	74	531	Farell, Tom	1967	14	79	Hoskins, Shannon	1993	21	86
Cantey, Willis	1936-37	19	22	Fayonski, Harry	1921	13	14	House, Howard (Joe)	1945	24	222
Carlisle, Arthur	1996-97	49	151	Feltner, Bob	1967	15	47	Howell, Ivan	2000-02-03-04	56	109
Carnevale, Corkey	1968-69-70	39	30	Felton, George	1974-75	5	0	Howell, Rolando	2001-02-03-04	102	970
Carver, Bob	1970-71-72	82	494	Fennell, Jack	1936	12	21	Hudson, Bury	1959-60	43	208
Cauthen, Jimmy	1957			Fitzmaurice, B.	1912	3	0	Hudson, John	1988-89	59	837
Chandler, Walter	1927-28-29	47	168	Fitzmaurice, George	1916	3	0	Hudson, Walt	1959-60	62	442
Chappell, John	2002-03-04	53	47	Floyd, Buck	1923	10	4	Hufford, Jack	1953-54-55	70	545
Clark, L.N. (Monk)	1926-27-28	45	222	Fox, Jim	1964-65	36	456	Hughey, Curran	1930-31-32	39	38
Clauson, George	1951-52	32	50	Foote, Warren	1946	20	142	Hutto, Tom	1937-38-39	58	515
Clements, Jim	1973-74	20	20	Formanek, George	1994-95-96-98	71	96	Hymson, Junie	1939-40-41	62	260
Clemmons, Calvin	2000-01	38	118	Foster, Jimmy	1981-82-83-84	106	1745		• I •		
Coleman, Randy	1951-52	19	33	Foster, Michael	1984-85-86-87	110	1192	Ignjatovic, Obrad	1990-91-93	56	85
Coleman, W.A. (Red)	1949-50	50	152	Foy, Z.L.	1918-19-20-21	51	184		• J •		
Collins, Jimmy	1962-63-64	62	648	Franklin, Waide	1993	25	159	Jackson, J.B.	1909	2	2
Collins, Lee	1953-54-55-56	92	1250	Frantz, Bob	1958-59-60	66	379	James, Bernard	1935-36-37	58	301
Collins, Ronnie	1962-63-64	74	1256	Fredrick, Zam	1978-79-80-81	101	1383	James, Keith	1985-86	56	652
Collins, Tom	1954	9	22	Freeman, Harry	1931	14	47	Jasciewiez, Alex	1924	8	0
Connaughton, Mark	1977-78-79-80	65	109		• G •			Jayroe, Perry	1909-10	3	8
Craig, Larry	1936	7	2	Gainey, Jim	1952-53	24	106	Jergenson, Brad	1981-82-83-84	115	945
Craig, Tom	1932-35	24	74	Gallman, William	1996-97-98-99	117	734	Johnson, Bob	1935-36-37	18	102
Crain, Dean	1956-57	17	48	Gasque, John	1922-23-24	42	124	Johnson, Leonard "Bud"	1996-97-98-99	122	466
Crawford, John	1937	18	47	Gause, Bill	1976-77	32	53	Johnson, Ronnie	1959-60-61	62	644
Cremins, Bobby	1968-69-70	77	589	Gerald, Jarod	2003	25	9	Joneliunas, Paulius	2004	13	8
Cribb, Keith	1949	21	41	Giles, Bobby	1943-46-47	58	214	Jones, Jack	1945		
Cox, Don	1950-51-52	70	627	Gilloon, Jack	1975-76-77-78	105	1027	Jordan, Butch	1964	13	4
Cox, Tommy	1973-74	35	42	Glover, Michael	1988-89-90-91	112	468	Joyce, Kevin	1971-72-73	81	1400


Gamecock Lettermen

Name	Years	Games	Pts.
• K •			
Kanan, Leonard	1940	18	71
Kanuck, George	1938-39	39	60
Kendall, Duane	1982-83-85-86	108	632
Kickey, Al (Skip)	1966-67-68	43	111
Killingsworth, Bob	1931-32-33	27	57
Kinard, C.C.	1909-10	1	0
Kinloch, Damien	1999-00	60	188
Kinsey, Tarence	2003-04	53	316
Kitchens, Estes	1948	32	48
Kitchings, Tony	2000-01-02-03	121	969
Kite, Shirley (Red)	1945	17	31
Klitenic, Stu	1974-75-76-77	73	188
Knight, J. Arthur	1910-11		
Konare, Issa	2002	17	17
Kraft, Travis	2000-01	29	106
• L •			
Laird, Joe	1961	19	5
Lamar, Billy	1926-27-28	21	32
Land, Jon	2002-04	18	9
Latorre, John (Lip)	1951	3	6
Laurie, Vic	1933-34-35	56	245
Leighton, B.	1944	9	8
Lentz, Fred	1957-58-59	70	414
Leso, Chris	1990-91-92-93	116	592
Lewis, Derrick	1985	19	56
Lillard, Bud	1929-30	25	71
Lillard, Joe	1924-25	32	222
Lillis, Ed	1923	10	4
Lipscomb, Guy	1936-37-38	48	263
Lofdahl, Lannie	1940-41-42	51	344



Aaron Lucas scored 1,044 points in his Gamecock career (1999-2002).

Name	Years	Games	Pts.
Long, J.C.	1924	11	1
Loper	1944	9	21
Lovelace, Earl	1965-66-67	57	273
Lucanski, Terry	1962-63-64	55	179
Lucas, Aaron	1999-00-01-02	123	1044
Luigs, Fred	1958-59-60	61	200
Lyon, Jack	1936	12	25
Lytle, Fred	1941-47	40	246
• Mc •			
McCoy, Bobby	1956-57	51	544
McCreight, Bob	1939	19	28
McKie, BJ	1996-97-98-99	123	2119
McKoy, Troy	1989-90-92-93	90	611
McMurray	1909-10		
McNair, Bob	1942	3	0
McSwain, Billy	1923-24-25	39	22
• M •			
Mallis, Phil	1945-46	41	170
Manning, Barry	1988-89-91-92	121	1231
Manning, Casey	1971-72-73	62	150
Martin, Darryl	1986-87-88	86	1040
Martin, Hank	1968-69	21	15
Martin, Harold	1982-83-84-85	112	673
Martin, Henry	1943-47-48-49	89	1082
Martin, John	1916-17-18	37	244
Mathews, Donnie	1994	26	99
Mathias, Bob	1973-74-75-76	104	564
Mayes, Matt	1984	23	51
Means, J.W.	1917-18	27	38
Meeks, Bryant	1946	17	19
Mitchell, Reddy	1936	15	105
Morrison, Dwane	1951-52	49	829
Morrison, Marucus	2003	20	42
Mortimer, Jim	1945	21	67
Mote, Kelly	1943	18	68
Mousa, Rick	1972-73-74	37	65
Moye, Linwood	1985-86	56	838
Munn, Al	1950	21	100
• N •			
Nastopoulos, Chris	1981	14	4
Neeley, Jack	1953-55	35	192
Neilson, Dave	1955-56	29	128
Nevegold, Ed	1932-33-34	44	104
Newton	1916	7	22
Nisbet, Burt	1944	2	12
Nix, Recus	1998-99	50	95
Nolan, H.E.	1927-28-30	15	39
• O •			
Orr, Burt	1942	9	14
Ouzts, K.K.	1934	7	5
Overton, Bill	1937	2	0
Owens, Charlie	1939	21	27
Owens, Tom	1969-70-71	84	1325
• P •			
Parone, Harry	1949	21	93
Peacock, Gerald	1981-82-83	81	524
Pericola, Ray (Cookie)	1957-58-59	77	1104
Perkins, Marshall	1956	16	69
Perry, Gerald	1984	24	66
Peterson, Bob	1954	15	35
Peterson, Ed	1972	19	82
Peterson, Johnnie	1951-52-53	72	938
Petravicius, Marius	2000-01-02-03	106	782
Petty, Archie	1938-39	43	100
Philbin, Nick	1945-46	44	144
Pizza, Billy	1946	19	80
Podell, Jim	1962	24	127
Poole, J.E.	1912-13-14	8	58
Popovic, Bojan	1990-91-92	79	429
Porter, Russell	1955-56	18	33
Powell, Carlos	2002-03-04	99	1001
Powell, Roy	1932-33-34	21	32
Powell, Dennis	1969-70-71	23	7
Powell, Eddie	1968	16	8



Joe Rhett played in 101 games for Carolina, pouring in 1,142 points - good for 25th on the career list.

Name	Years	Games	Pts.
Powell, Jimmy	1970-71-72	23	15
Prater, Dickie	1958-59	35	372
Preston, Woody	1955	27	406
Prevoznik, Dave	1961	23	58
Prezioso, Chuck	1950	22	193
Price, Brent	1988-89	59	743
Pritchard, Ed	1928-29-30	41	64
• Q •			
Quattlebaum, Squash	1919-20	25	46
Quick, Melvin	1959	27	117
Quinn, Walter (Monk)	1951-52	24	31
• R •			
Rabinowitz, Mervin	1954	20	54
Raby, Red	1932-33	1	0
Rebhan, Bob	1961-62	26	34
Rector, V.J.	1909		
Reed, Jack	1952	7	8
Reeves, H.S.	1913-14	15	28
Rembert, Dave	1928-29-30	37	220
Reynolds, Kenny	1977-78-79-80	101	538
Rhea, James	1912-13	6	55
Rhett, Joe	1989-90-91-92	101	1142
Ribock, John	1969-70-71	84	456
Rich, Carey	1993-94-95		422
Richards, Peter	1931-32	22	45
Richardson, Sol	1955-56	24	43
Riddle, Furman	1943	19	173
Riker, Tom	1970-71-72	85	1343
Robinson, Bobby	1960-61-62	79	781
Robinson, Jim	1945	23	249
Roche, John	1969-70-71	85	1910


Gamecock Lettermen

Name	Years	Games	Pts.	Name	Years	Games	Pts.	Name	Years	Games	Pts.
Rogers, Bill	1925-26-27	47	345	Tomlin, George	1934-35	2	0	Warren, Chris	2002-03	58	361
Rogers, John (Jeep)	1942	19	70	Tompkins, Bennie	1933-34	31	287	Warren, L.W.	1909	2	2
Roskie, Ken	1941-42	30	83	Tompkins, Freddie	1933-34	38	509	Warren, Phil	1944	10	20
Ross, David	1998-99-00-01	103	330	Traylor, Danny	1971-72-73	82	830	Washington, Allen	1983	6	3
Roulston, Jeff	1989-90-91-92	116	876	Trehella, Harold	1946	19	71	Watson, Herbert	1931-32	27	94
Rouse, Hagen	1997-98-99	76	128	Trehella, Steve	1945-46-48	69	461	Watson, Jamie	1991-92-93-94	115	1295
Rowland, John	1933-34-35	53	111	Troutman, Chris	1983-84-85-86	45	74	Watson, Melvin	1995-96-97-98	119	1424
Russell, Malik	1995-96	57	472	Truitt, Billy	1975-76	47	139	Wejnert, Rich	1978	41	53
• S •				Turner, Ken	1945	23	31	Westmoreland, Preston	1940-41-42	63	847
Salvadori, Al	1965-66-67	69	773	Twayman, Jay	1979	10	15	Weston, William (Bully)	1917-18-19	36	130
Sam, Joe	1944	15	195	• U •				Whisnant, Art	1960-61-62	79	1505
Sanders, C.M.	1909			Unsold, William	1995	27	206	White, J.H.	1910	1	6
Sanderson, Scott	1981-82-83-84	114	271	• V •				White, Jerry	1964	20	46
Schroeder, John	1964-65-66	69	307	Vacca, Charlie	1968-69	28	52	White, Lou	1927-28-29	58	408
Schumpert	1925-26	3	2	Van Elswyk, Peter	1994-95	55	277	Wilbourne, Nate	1996-97	59	476
Schwartz, Michael	1980	6	2	Vassy, J.C.	1909-10	3	18	Williams, Durrant	1994	25	127
Scott, Derrick	1980	20	57	Vaughan, Josh	1918-20-21-22	61	74	Wilson, Edmond	1991-92-93	69	320
Seideman, S.S. (Si)	1925-26-27	45	76	Vernau, Bill	1986-87-88-89	76	161	Williams, LeRon	1998	25	258
Seymour, Robert	1918	13	0	• W •				Wimbush, Tom	1979-80	52	356
Shaw, Tony	1985-86-87-88	87	682	Waite, Alex	1920-21-22-23	58	30	Windus, Mike	1927-28-29	51	163
Sherwood, Chuck	1974-75-76-77	55	125	Waite, Clayton	1990	10	23	Wingate, Shawn	1995	13	10
Simpson, Bill	1936-37-38	36	129	Wallace, Brandon	2004	34	125	Winter	1919		
Simpson, J.B.	1944	10	18	Wallace, Chisolm	1920-21-22-23	58	160	Winters, Brian	1972-73-74	82	1079
Sims, Lana	1915-16-17-19	40	26	Wallace, George	1944	14	53	Wise, C.E. (Buster)	1925-26-27	34	103
Singleton, Dick	1921	13	12	Wallace, Grady	1956-57	52	1456	Wise, Jack	1952	18	85
Skidmore, Earl	1935	7	6	Walsh	1931			Wolf, Grayson	1932-33-34	30	190
Skinner, Rube	1919-20	25	204	Walsh, Billy	1969	27	343	Wolf, Harry	1929	12	17
Slaughter, Jim	1948-49-50-51	91	1521	Walsh, Jimmy	1973-74-75	60	45	Wolfe, Oliver	1937-38-39	66	301
Small, Terry	1981-82-83	24	36	Ward, E.	1944	11	23	Wormack, Larry	1966-67	27	41
Smejkal, Art	1953-55-56	61	357	Ward, Scotti	1961-62-63	73	1044	Wright, Jack	1923-24-25	41	378
Smith, Bill	1949-50	34	67	Waring, Clark	1917-18-19	46	432	• Y •			
Smith, J.L. (Buck)	1931-32-33	35	45	Waring, Robert	1914-15	18	2	Yarborough, Bill	1962-63-64	68	583
Smith, Joe	1952-53-54-55	97	1251								
Smith, Reggie	1987-88	32	55								
Smith, Sam	1955-56	27	54								
Snoddy, Fred	1942-43-47	36	156								
Sokol, Charley	1945	23	286								
Sparkman, Thornton	1921-22	34	353								
Spencer, Gene	1968-69-70	39	67								
Spotts, Al	1953-54	15	16								
Stack, Ryan	1995-96-97-98	120	781								
Standard, Frank	1966-67-68	67	923								
Stasica, Stan	1942	21	212								
Stephens, J.B.	1921	13	15								
Stewart, Mark	1915	8	2								
Stierle, Tom	1984-85-86	49	78								
Stoddard, Hugh	1928	1	0								
Stoney, A. Burnet	1912-13-14	15	41								
Strickland, Jim	1979-80	45	437								
Strickland, Vernia	1982	26	88								
Swartz	1930	15	49								
Swink, Marion	1924-25-26	43	171								
Swink, W.M. (Red)	1926	2	0								
Sykes, Eric	1989-90	34	279								
Szakacsi, John (Cy)	1947-48-49	59	525								
• T •											
Talley, Andrew	1915-16-17	30	110								
Talus, Werner	1946-47-48	59	227								
Tarbell, Ken	1946	17	89								
Tarleton, Tommy	1954	14	40								
Taylor, Goodwyn	1935-36-37	55	186								
Taylor, Greg	2001-02	25	25								
Taylor, Walter	1934-35	28	34								
Terry, Tommy	1968-69-70	32	24								
Thomas, Henry	1940-41	9	10								
Thomas, James	1938										
Thompson, Harris	1919										
Thompson, Jack	1966-67-68	63	686								
Thompson, Ty	1982-83	18	30								
Thompson, W.W.	1922	19	34								
Thornton, Richard	1946	1	2								
Thornton, Tarone	1985	28	160								
Thrash, Pat	1943	16	41								
Thrasher, Bill	1945	23	79								



BJ McKie (first row, third from the left) and Melvin Watson (first row, sixth from the left) were both invited to the 1998 USA Basketball Men's National Team Trials. McKie (123 games, 2,119 career points) and Watson (119 games, 1,424 points) were both named All-SEC during their careers at USC.

Retired Numbers




42


GRADY WALLACE

F, 6-5, 165, Mare Creek, Ky.

Wallace, who wore 42, was the first South Carolina player to have his jersey number retired. Wallace averaged an amazing 28.0 points per game in his career and led the NCAA in 1957 with 31.3 points per tilt, edging out Kansas' Wilt Chamberlain. Wallace holds down four of the top six scoring games in school history, scoring 54 points vs. Georgia in his senior year.



SEASON	G	FGM-FGA	PCT.	FTM-FTA	PCT.	REB-AVG.	PTS-AVG.
1955-56	23	217-484	.448	116-153	.758	250-10.9	550-23.9
1956-57	29	336-803	.418	234-303	.772	419-14.4	906-31.3
TOTALS	52	553-1287	.430	350-456	.768	669-12.9	1456-28.0




11

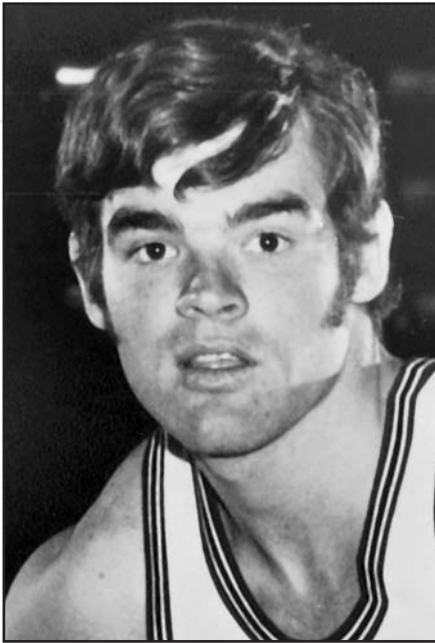
JOHN ROCHE

G, 6-3, 180, The Bronx, N.Y.

Roche's number, 11, was retired after a successful three-year tenure from 1968-71. Roche made one or more of the recognized All-America teams in each of his three seasons. Roche holds USC records for three-year career point average (22.5) and points in a game, scoring 56 vs. Furman his senior year.



SEASON	G	FGM-FGA	PCT.	FTM-FTA	PCT.	REB-AVG.	PTS-AVG.
1968-69	28	239-507	.471	184-226	.814	73-2.6	662-23.6
1969-70	28	222-469	.473	179-216	.829	70-2.5	623-22.3
1970-71	29	205-493	.416	215-262	.821	67-2.3	625-21.6
TOTALS	85	666-1469	.453	578-704	.821	210-2.5	1910-22.5




43

KEVIN JOYCE

G, 6-3, 180, Merrick, N.Y.

The third number retired in USC history was the number 43 of Kevin Joyce. Joyce scored 1,400 points in his three years at South Carolina, averaging 20.4 points per game as a senior. Joyce, though, may be best known for out-jumping UNC's Lee Dedmon (6-10) with four seconds left in the 1971 ACC Tournament title game, tapping the ball to Tom Owens for the winning bucket. Joyce was a member of the 1972 U.S. Olympic team.



SEASON	G	FGM-FGA	PCT.	FTM-FTA	PCT.	REB-AVG.	AST-AVG.	BLK-AVG.	MIN-AVG.	PTS-AVG.
1970-71	23	109-223	.489	60-72	.833	111-4.8				278-12.1
1971-72	29	180-394	.457	170-216	.787	164-5.7				530-18.3
1972-73	29	220-508	.433	152-182	.835	140-4.8	152-5.2	8-0.3	1109-38.2	592-20.4
TOTALS	81	509-1125	.452	382-370	.813	415-5.1	152-5.2	8-0.3	1109-38.2	1400-17.3




22

ALEX ENGLISH

F, 6-8, 190, Columbia, S.C.

Retired after his senior season of 1976, the number 22 worn by Alex English was the last USC jersey number to be retired. English was a consensus All-American at South Carolina and is second on the USC all-time scoring list with 1,972 points. English started every game in a four-year span (111) and was a 52.8% shooter from the field in the process.



SEASON	G	FGM-FGA	PCT.	FTM-FTA	PCT.	REB-AVG.	AST-AVG.	BLK-AVG.	MIN-AVG.	STL-AVG.	PTS-AVG.
1972-73	29	189-368	.514	44-70	.629	306-10.6	25-0.9	54-1.9	1037-35.8		422-14.6
1973-74	27	209-395	.529	75-112	.670	237-8.8	28-1.0	61-2.3	1007-37.3		493-18.3
1974-75	28	199-359	.554	49-77	.636	244-8.7	30-1.1	69-2.5	1024-36.6		447-16.0
1975-76	27	258-468	.551	94-134	.701	277-10.3	27-1.0	46-1.7	1045-38.7	29-1.1	610-22.6
TOTALS	111	855-1590	.538	262-393	.667	1064-9.6	110-1.0	230-2.1	4113-37.1	29-1.1	1972-17.8

Gamecocks in the Pros

TOM BOSWELL — 6-9, 227, Forward/Center ... Lettered at South Carolina, 1975 ... Born Oct. 2, 1953 in Montgomery, Ala.

YEAR	TEAM (LEAGUE)	G	MIN/AVG	FGM-FGA	PCT.	3FG-FGA	PCT.	FTM-FTA	PCT.	REB-AVG.	AST-AVG.	PTS-AVG.
75-76	Boston (NBA)	35	275/8	41-93	.441	—	—	14-24	.583	71-2.0	16-0.5	96-2.7
76-77	Boston (NBA)	70	1083/15	175-340	.515	—	—	96-135	.711	306-4.4	85-1.2	446-6.4
77-78	Boston (NBA)	65	1149/18	185-357	.518	—	—	93-123	.756	288-4.4	71-1.1	528-7.3
78-79	Denver (NBA)	79	2201/28	321-603	.532	—	—	198-284	.697	538-6.8	242-3.1	840-10.6
79-80	Denver (NBA)	18	522/29	72-135	.533	1-2	.500	58-70	.829	114-6.3	46-2.6	203-11.3
83-84	Utah (NBA)	61	1555/25	274-478	.573	4-8	.500	148-203	.729	328-5.4	115-1.9	700-11.5
83-84	Utah (NBA)	38	261/7	28-52	.538	1-1	1.000	16-21	.762	64-1.7	16-0.4	73-1.9
NBA TOTALS (6 yrs.)		366	7046/19	1096-2058	.533	6-11	.545	623-860	.724	1709-4.7	591-1.6	2821-7.7

MIKE BRITAIN — 6-11, 235, Center ... Lettered at South Carolina, 1982-83-84-85 ... Born June 21, 1963 in Clearwater, Fla.

YEAR	TEAM (LEAGUE)	G	MIN/AVG	FGM-FGA	PCT.	3FG-FGA	PCT.	FTM-FTA	PCT.	REB-AVG.	AST-AVG.	PTS-AVG.
85-86	San Ant. (NBA)	32	219/7	22-43	.512	0-0	.000	10-19	.526	49-1.5	5-0.2	54-1.7
86-87	San Ant. (NBA)	6	29/5	4-9	.444	0-0	.000	1-2	.500	4-0.7	2-0.3	9-1.5
NBA TOTALS (2 yrs.)		38	248/7	26-52	.500	0-0	.000	11-21	.524	53-1.4	7-0.2	63-1.7

TERRY DOZIER — 6-9, 210, Forward ... Lettered at South Carolina, 1986-87-88-89 ... Born June 29, 1966 in Baltimore, Md.

YEAR	TEAM (LEAGUE)	G	MIN/AVG	FGM-FGA	PCT.	3FG-FGA	PCT.	FTM-FTA	PCT.	REB-AVG.	AST-AVG.	PTS-AVG.
89-90	Charlotte (NBA)	9	92/10	9-27	.333	0-1	.000	4-8	.500	15-1.7	3-0.3	22-2.4
NBA TOTALS (1 yr.)		9	92/10	9-27	.333	0-1	.000	4-8	.500	15-1.7	3-0.3	22-2.4

MIKE DUNLEAVY — 6-3, 180, Guard ... Lettered at South Carolina, 1973-74-75-76 ... Born Mar. 21, 1954 in Brooklyn, N.Y. ... Was player/coach in Milwaukee for 1988-89 and 1989-90 seasons ... Also head coach for the L.A. Lakers (1991-92) and the Milwaukee Bucks (1993-96) ... Also was Milwaukee's V.P. for Basketball Operations from 1993-97 before serving as Portland Trailblazers Head Coach (1998-2001).

YEAR	TEAM (LEAGUE)	G	MIN/AVG	FGM-FGA	PCT.	3FG-FGA	PCT.	FTM-FTA	PCT.	REB-AVG.	AST-AVG.	PTS-AVG.
76-77	Phila. (NBA)	32	369/16	60-145	.414	—	—	34-45	.756	34-1.1	56-1.8	154-4.8
77-78	Phila. (NBA)	4	17/4	3-7	.429	—	—	2-2	1.000	1-0.3	6-1.5	8-2.0
79-80	Houston (NBA)	11	102/9	17-43	.395	—	—	11-16	.688	9-0.8	22-2.0	45-4.1
78-79	Houston (NBA)	74	1486/20	215-425	.506	—	—	159-184	.864	128-1.7	324-4.4	589-8.0
79-80	Houston (NBA)	51	1036/20	148-319	.464	3-20	.150	111-134	.828	100-2.0	210-4.1	410-8.0
80-81	Houston (NBA)	74	1609/22	310-632	.491	1-16	.063	156-186	.839	118-1.6	268-3.6	777-10.5
81-82	Houston (NBA)	70	1315/19	206-450	.458	33-86	.384	75-106	.708	104-1.5	227-3.2	520-7.4
82-83	San Ant. (NBA)	79	1619/20	213-510	.418	67-194	.345	120-154	.779	134-1.7	437-5.5	613-7.8
83-84	Milwaukee (NBA)	17	404/24	70-127	.551	19-45	.422	32-40	.800	28-1.6	78-4.6	91-11.2
84-85	Milwaukee (NBA)	19	433/23	64-135	.474	16-47	.340	25-29	.862	31-1.6	85-4.5	169-8.9
88-89	Milwaukee (NBA)	2	5/3	1-2	.500	1-2	.500	0-0	.000	0-0.0	0-0.0	3-1.5
89-90	Milwaukee (NBA)	5	43/9	4-14	.286	2-9	.222	7-8	.875	2-0.4	10-2.0	17-3.4
NBA TOTALS (11 yrs.)		438	8428/19	1311-2809	.467	142-419	.339	732-904	.810	689-1.6	1723-3.9	3496-8.0

ALEX ENGLISH — 6-8, 190, Forward ... Lettered at South Carolina, 1973-74-75-76 ... Born Jan. 5, 1954 in Columbia, S.C. ... Inducted into the Basketball Hall of Fame in September 1997 ... NBA's 10th all-time leading scorer with 25,343 points ... Had more points in the decade of the 1980s than any other NBA player ... Led the NBA in scoring in 1982-83 with 28.4 points a game ... Scored 2,000 or more points in eight seasons ... Had his Denver jersey, 2, retired in March, 1993 ... Assistant coach with NBA's Raptors (2004-present).

YEAR	TEAM (LEAGUE)	G	MIN/AVG	FGM-FGA	PCT.	3FG-FGA	PCT.	FTM-FTA	PCT.	REB-AVG.	AST-AVG.	PTS-AVG.
76-77	Milwaukee (NBA)	60	648/11	132-277	.477	—	—	46-60	.767	168-2.8	25-0.4	310-5.2
77-78	Milwaukee (NBA)	82	1552/19	343-633	.542	—	—	104-143	.727	395-4.8	129-1.6	790-9.6
78-79	Indiana (NBA)	81	2696/33	563-1102	.511	—	—	173-230	.752	655-8.1	271-3.3	1299-6.0
79-80	Indiana (NBA)	54	1526/28	346-686	.504	0-3	.000	114-140	.814	380-7.0	140-2.6	806-14.9
80-81	Denver (NBA)	24	875/36	207-427	.485	2-3	.667	92-126	.762	225-9.4	82-3.4	512-21.3
81-82	Denver (NBA)	81	3093/38	768-1555	.494	3-5	.600	390-459	.850	646-8.0	290-3.6	1929-23.8
82-83	Denver (NBA)	82	3015/37	855-1553	.551	0-8	.000	372-443	.840	558-6.8	433-5.3	2082-25.4
83-84	Denver (NBA)	82	2988/36	959-1857	.516	2-12	.167	406-490	.829	601-7.3	397-4.8	2326-28.4
84-85	Denver (NBA)	82	2870/35	907-1714	.529	1-7	.143	352-427	.824	464-5.7	406-5.0	2167-26.4
84-85	Denver (NBA)	81	2924/36	939-1812	.518	1-5	.200	383-462	.829	458-5.7	344-4.2	2262-27.9
85-86	Denver (NBA)	81	3024/37	951-1898	.504	1-5	.200	511-593	.862	405-5.0	320-4.0	2414-29.8
86-87	Denver (NBA)	82	3085/38	965-1920	.503	4-15	.267	411-487	.844	344-4.2	422-5.1	2345-28.6
87-88	Denver (NBA)	80	2818/35	843-1704	.495	0-6	.000	341-379	.828	373-4.7	377-4.7	2000-25.0
88-89	Denver (NBA)	82	2990/36	924-1881	.491	2-8	.250	325-379	.858	326-4.0	383-4.7	2175-26.5
89-90	Denver (NBA)	80	2211/28	635-1293	.491	2-5	.400	161-183	.880	286-3.6	225-2.8	1433-17.9
90-91	Dallas (NBA)	79	1748/22	322-734	.439	0-1	.000	119-140	.850	254-3.2	105-1.3	763-9.7
NBA TOTALS (15 yrs.)		1193	38063/32	10659-21036	.507	18-83	.217	4277-5141	.832	6538-5.5	4351-3.6	25343-21.2

JO JO ENGLISH — 6-4, 210, Guard ... Lettered at South Carolina, 1989-90-91-92 ... Played the 1992-93 and 1993-94 seasons with the Chicago Bulls, seeing considerable time in the NBA playoffs in 1994 ... Born February 4, 1970 in Frankfurt, Germany.

YEAR	TEAM (LEAGUE)	G	MIN/AVG	FGM-FGA	PCT.	3FG-FGA	PCT.	FTM-FTA	PCT.	REB-AVG.	AST-AVG.	PTS-AVG.
92-93	Chicago (NBA)	6	31/5	3-10	.300	0-3	.000	0-2	.000	6-1.0	1-0.2	6-1.0
93-94	Chicago (NBA)	36	419/12	56-129	.434	8-17	.471	10-21	.476	45-1.3	38-1.1	130-3.6
NBA TOTALS (1 yrs.)		42	450/11	59-139	.424	8-20	.400	10-23	.429	51-1.2	39-0.9	136-3.2



Mike Dunleavy starred for 11 seasons with Philadelphia, Houston, San Antonio and Milwaukee in the NBA. He played his last two years at Milwaukee as a player-coach and was the 1999 NBA Coach of the Year after leading the Portland Trailblazers to their best season in more than 20 years. Dunleavy is currently head coach of the Los Angeles Clippers.

JIM FOX — 6-10, 230, Forward/Center ... Lettered at South Carolina, 1964-65 ... Born April 7, 1943 in Sandy Springs, Ga.

YEAR	TEAM (LEAGUE)	G	MIN/AVG	FGM-FGA	PCT.	3FG-FGA	PCT.	FTM-FTA	PCT.	REB-AVG.	AST-AVG.	PTS-AVG.
67-68	Cincinnati (NBA)	31	244/8	32-79	.405	—	—	35-56	.643	95-3.1	12-0.4	100-3.2
68-69	Detroit (NBA)	24	280/12	34-82	.415	—	—	30-52	.577	135-5.6	17-0.7	98-4.1
68-69	Detroit (NBA)	25	375/15	45-96	.469	—	—	34-53	.642	139-5.6	23-0.9	124-5.0
69-70	Phoenix (NBA)	51	1979/39	273-581	.470	—	—	157-214	.734	679-13.3	143-2.8	703-13.8
69-70	Phoenix (NBA)	81	2041/25	413-788	.524	—	—	218-283	.770	570-7.0	93-1.1	1044-12.9
70-71	Chicago (NBA)	82	1628/20	280-611	.458	—	—	239-321	.745	598-7.3	196-2.4	799-9.7
71-72	Chicago (NBA)	10	133/13	20-53	.377	—	—	20-28	.714	54-5.4	6-0.6	60-6.0
71-72	Cincinnati (NBA)	71	2047/29	334-735	.454	—	—	207-269	.770	659-9.3	80-1.1	875-12.3
72-73	Seattle (NBA)	74	2439/33	316-613	.515	—	—	214-269	.770	827-11.2	176-2.4	846-11.4
73-74	Seattle (NBA)	78	2179/28	322-673	.478	—	—	241-293	.823	714-9.2	227-2.9	885-11.3
74-75	Seattle (NBA)	75	1766/24	253-540	.469	—	—	170-212	.802	491-6.5	137-1.8	676-9.0
75-76	Milwaukee (NBA)	70	918/13	105-203	.517	—	—	62-79	.785	235-3.4	42-0.6	272-3.9
76-77	NY Knicks (NBA)	71	1165/16	184-398	.462	—	—	95-114	.833	329-4.6	49-0.7	463-6.5
NBA TOTALS (10 yrs.)		743	17294/23	2611-5452	.479	—	—	1723-2239	.770	5525-7.4	1201-1.6	6945-9.3

GARY GREGOR — 6-7, 235, Forward/Center ... Lettered at South Carolina, 1967-68 ... Born August 14, 1945 in South Charleston, W.Va.

YEAR	TEAM (LEAGUE)	G	MIN/AVG	FGM-FGA	PCT.	3FG-FGA	PCT.	FTM-FTA	PCT.	REB-AVG.	AST-AVG.	PTS-AVG.
68-69	Phoenix (NBA)	80	2182/27	400-963	.415	—	—	85-131	.649	711-8.9	96-1.2	885-11.1
69-70	Atlanta (NBA)	81	1803/20	286-661	.433	—	—	88-113	.779	397-4.9	63-0.8	660-8.1
70-71	Portland (NBA)	44	1153/26	181-421	.430	—	—	59-89	.663	334-7.6	81-1.8	421-9.6
71-72	Portland (NBA)	82	2371/29	399-884	.451	—	—	114-151	.755	591-7.2	187-2.3	912-11.1
72-73	Milwaukee (NBA)	9	88/10	11-33								

Gamecocks in the Pros

CEDRICK HORDGES — 6-8, 220, Forward/Center ... Lettered at South Carolina, 1979-80 ... Born Jan. 8, 1957 in Montgomery, Ala.

YEAR	TEAM (LEAGUE)	G	MIN/AVG	FGM-FGA	PCT.	3FG-FGA	PCT.	FTM-FTA	PCT.	REB-AVG.	AST-AVG.	PTS-AVG.
80-81	Denver (NBA)	68	1599/24	221-480	.460	0-3	.000	130-186	.699	458-6.7	103-1.5	572-8.4
81-82	Denver (NBA)	77	1372/18	204-414	.493	3-13	.231	116-199	.583	395-4.1	65-0.8	527-6.8
NBA TOTALS (2 yrs.)		145	2971/20	425-894	.475	3-16	.188	246-385	.639	853-5.9	169-1.2	1099-7.6

KEVIN JOYCE — 6-3, 190, Guard ... Lettered at South Carolina, 1971-72-73 ... Born June 27, 1951 in Merrick, N.Y.

YEAR	TEAM (LEAGUE)	G	MIN/AVG	FGM-FGA	PCT.	3FG-FGA	PCT.	FTM-FTA	PCT.	REB-AVG.	AST-AVG.	PTS-AVG.
73-74	Indiana (ABA)	56	987/18	171-432	.396	—	—	64-78	.821	92-1.6	128-2.3	411-7.3
74-75	Carolina (ABA)	81	2209/27	393-727	.541	—	—	193-284	.680	646-7.8	94-1.1	979-11.8
75-76	San Diego (ABA)	9	226/28	444-843	.527	—	—	226-294	.769	717-8.9	127-1.6	1116-13.8
74-75	St. Louis (ABA)	5	89/18	14-26	.538	—	—	5-9	.556	26-5.2	7-1.4	33-6.6
75-76	Memphis (ABA)	77	2558/33	497-943	.527	—	—	212-280	.757	879-11.4	201-2.6	1206-15.7
75-76	Kentucky (ABA)	19	326/17	45-105	.438	—	—	26-44	.591	93-4.9	19-1.0	118-6.2
75-76	Indiana (ABA)	16	243/15	42-82	.512	—	—	20-25	.800	69-4.3	9-0.6	104-6.5
75-76	San Ant. (ABA)	39	538/14	90-182	.495	—	—	46-60	.767	155-4.0	41-1.1	226-5.8
76-77	Houston (NBA)	46	462/10	68-135	.504	—	—	52-76	.684	142-3.1	18-0.4	188-4.1
77-78	Portland (NBA)	82	1714/21	313-639	.490	—	—	206-278	.741	541-6.6	160-2.0	832-10.1
78-79	Portland (NBA)	82	2791/34	600-1095	.548	—	—	320-403	.794	740-9.0	301-3.7	1520-18.5
79-80	Portland (NBA)	76	2337/31	518-1008	.514	1-2	.500	213-283	.753	573-7.5	194-2.6	1250-16.4
80-81	Portland (NBA)	79	1843/23	322-630	.511	0-4	.000	191-250	.764	458-5.8	140-1.8	835-10.6
81-82	Indiana (NBA)	74	1599/22	299-636	.470	1-2	.500	181-226	.801	372-5.0	127-1.7	780-10.5
82-83	Detroit (NBA)	49	725/15	81-192	.422	0-0	.000	45-66	.682	186-3.8	44-0.9	207-4.2
ABA TOTALS (5 yrs.)		389	9365/24	1723-3310	.521	—	—	837-1171	.715	2975-7.6	549-1.4	4286-11.0
NBA TOTALS (7 yrs.)		488	11471/24	2201-4335	.508	2-8	.250	1208-1582	.764	3010-6.2	984-2.0	5612-11.5
OVERALL (12 yrs.)		877	20836/24	3924-7645	.513	2-8	.250	2045-2753	.743	5985-6.8	1533-1.7	8989-11.3

TOM OWENS — 6-10, 220, Forward/Center ... Lettered at South Carolina, 1969-70-71 ... Born June 28, 1949 in The Bronx, N.Y.

YEAR	TEAM (LEAGUE)	G	MIN/AVG	FGM-FGA	PCT.	3FG-FGA	PCT.	FTM-FTA	PCT.	REB-AVG.	AST-AVG.	PTS-AVG.
71-72	Memphis (ABA)	38	617/16	98-209	.469	—	—	54-88	.614	199-5.2	30-0.8	250-6.6
	Carolina (ABA)	31	501/16	99-193	.513	—	—	55-87	.632	191-6.2	21-0.7	254-8.2
72-73	Carolina (ABA)	83	2209/27	393-727	.541	—	—	193-284	.680	646-7.8	94-1.1	979-11.8
73-74	Carolina (ABA)	81	2284/28	444-843	.527	—	—	226-294	.769	717-8.9	127-1.6	1116-13.8
74-75	St. Louis (ABA)	5	89/18	14-26	.538	—	—	5-9	.556	26-5.2	7-1.4	33-6.6
75-76	Memphis (ABA)	77	2558/33	497-943	.527	—	—	212-280	.757	879-11.4	201-2.6	1206-15.7
75-76	Kentucky (ABA)	19	326/17	45-105	.438	—	—	26-44	.591	93-4.9	19-1.0	118-6.2
75-76	Indiana (ABA)	16	243/15	42-82	.512	—	—	20-25	.800	69-4.3	9-0.6	104-6.5
75-76	San Ant. (ABA)	39	538/14	90-182	.495	—	—	46-60	.767	155-4.0	41-1.1	226-5.8
76-77	Houston (NBA)	46	462/10	68-135	.504	—	—	52-76	.684	142-3.1	18-0.4	188-4.1
77-78	Portland (NBA)	82	1714/21	313-639	.490	—	—	206-278	.741	541-6.6	160-2.0	832-10.1
78-79	Portland (NBA)	82	2791/34	600-1095	.548	—	—	320-403	.794	740-9.0	301-3.7	1520-18.5
79-80	Portland (NBA)	76	2337/31	518-1008	.514	1-2	.500	213-283	.753	573-7.5	194-2.6	1250-16.4
80-81	Portland (NBA)	79	1843/23	322-630	.511	0-4	.000	191-250	.764	458-5.8	140-1.8	835-10.6
81-82	Indiana (NBA)	74	1599/22	299-636	.470	1-2	.500	181-226	.801	372-5.0	127-1.7	780-10.5
82-83	Detroit (NBA)	49	725/15	81-192	.422	0-0	.000	45-66	.682	186-3.8	44-0.9	207-4.2
ABA TOTALS (5 yrs.)		389	9365/24	1723-3310	.521	—	—	837-1171	.715	2975-7.6	549-1.4	4286-11.0
NBA TOTALS (7 yrs.)		488	11471/24	2201-4335	.508	2-8	.250	1208-1582	.764	3010-6.2	984-2.0	5612-11.5
OVERALL (12 yrs.)		877	20836/24	3924-7645	.513	2-8	.250	2045-2753	.743	5985-6.8	1533-1.7	8989-11.3

BRENT PRICE — 6-0, 170, Guard ... Lettered at South Carolina, 1988-89 ... Currently on Sacramento Kings roster ... Also has played with Washington, Houston and Vancouver in his NBA career ... Played first two seasons at USC before transferring to Oklahoma ... Born December 9, 1968 in Shawnee, Okla.

YEAR	TEAM (LEAGUE)	G	MIN/AVG	FGM-FGA	PCT.	3FG-FGA	PCT.	FTM-FTA	PCT.	REB-AVG.	AST-AVG.	PTS-AVG.
92-93	Washington (NBA)	68	859/13	100-279	.358	8-48	.167	54-68	.794	103-1.5	154-2.3	262-3.9
93-94	Washington (NBA)	65	1035/16	141-326	.433	50-150	.333	68-87	.782	90-1.4	213-3.3	400-6.2
95-96	Washington (NBA)	81	2042/25	252-534	.472	139-301	.462	167-191	.874	228-2.8	416-5.1	810-10.0
96-97	Houston (NBA)	25	390/16	44-105	.419	17-53	.321	21-21	1.000	29-1.2	65-2.6	126-5.0
97-98	Houston (NBA)	72	1332/19	128-310	.413	73-187	.390	77-98	.786	107-2.7	192-2.7	406-5.6
97-98	Houston (NBA)	40	806/20	100-207	.483	46-112	.391	46-61	.754	78-1.8	113-2.8	292-7.3
99-00	Vancouver (NBA)	41	424/10	41-119	.345	25-68	.368	34-39	.872	37-0.9	69-1.7	141-3.4
00-01	Vancouver (NBA)	6	30/5	3-11	.273	1-4	.250	6-7	.857	4-0.7	5-0.8	13-2.2
01-02	Sacramento (NBA)	20	89/5	9-27	.333	4-15	.267	9-13	.692	8-0.4	9-0.5	31-1.6
NBA TOTALS (9 yrs.)		418	7007/17	818-1918	.426	363-938	.387	482-585	.824	684-1.6	1236-3.0	2481-5.9

TOM RIKER — 6-10, 247, Forward/Center ... Lettered at South Carolina, 1970-71-72 ... Born February 28, 1950 in Hicksville, N.Y.

YEAR	TEAM (LEAGUE)	G	MIN/AVG	FGM-FGA	PCT.	3FG-FGA	PCT.	FTM-FTA	PCT.	REB-AVG.	AST-AVG.	PTS-AVG.
72-73	NY Knicks (NBA)	14	65/5	10-24	.417	—	—	15-24	.625	16-1.1	2-0.1	35-2.5
73-74	NY Knicks (NBA)	17	57/3	13-29	.448	—	—	12-17	.706	15-1.9	3-0.2	38-2.2
74-75	NY Knicks (NBA)	51	483/9	53-147	.361	—	—	46-82	.561	107-2.1	19-0.4	152-3.0
NBA TOTALS (3 yrs.)		82	605/7	76-200	.380	—	—	73-123	.593	138-1.7	24-0.3	225-2.7

JOHN ROCHE — 6-3, 170, Guard ... Lettered at South Carolina, 1969-70-71 ... Born September 26, 1949 in New York City, N.Y.


YEAR	TEAM (LEAGUE)	G	MIN/AVG	FGM-FGA	PCT.	3FG-FGA	PCT.	FTM-FTA	PCT.	REB-AVG.	AST-AVG.	PTS-AVG.
71-72	N.Y. Nets (ABA)	82	2593/32	403-859	.469	—	—	240-311	.772	172-2.1	259-3.2	1058-12.9
72-73	N.Y. Nets (ABA)	77	2615/34	404-912	.443	—	—	265-347	.764	146-1.9	348-4.5	1107-14.4
73-74	N.Y. Nets (ABA)	50	1254/25	224-460	.487	—	—	96-114	.842	59-1.2	208-4.2	570-11.4
74-75	Kentucky (ABA)	34	926/27	173-369	.469	—	—	52-63	.825	63-1.9	155-4.6	408-12.0
74-75	Kentucky (ABA)	19	258/14	29-79	.367	—	—	15-18	.833	9-0.5	34-1.8	74-3.9
75-76	Utah (ABA)	39	1129/29	212-430	.493	—	—	70-88	.795	84-2.2	157-4.0	506-13.0
75-76	Utah (ABA)	16	484/30	112-212	.528	—	—	31-41	.756	25-1.6	79-4.9	264-16.5
75-76	LA Lakers (NBA)	15	52/3	3-14	.214	—	—	2-4	.500	3-0.2	6-0.4	8-0.5
79-80	Denver (NBA)	82	2286/28	354-741	.478	49-129	.380	175-202	.866	115-1.4	405-4.9	932-11.4
80-81	Denver (NBA)	26	611/24	82-179	.458	9-27	.333	58-77	.753	37-1.4	140-5.4	231-8.9
81-82	Denver (NBA)	39	501/13	68-150	.453	23-52	.442	28-38	.737	23-0.6	89-2.3	187-4.8
ABA TOTALS (5 yrs.)		317	9259/29	1557-3321	.469	—	—	769-982	.783	558-1.8	1240-3.9	3987-12.6
NBA TOTALS (4 yrs.)		162	3450/21	507-1084	.468	81-208	.389	263-321	.819	178-1.1	640-4.0	1358-8.4
OVERALL (8 yrs.)		479	12709/27	2064-4405	.469	81-208	.389	1032-1303	.792	736-1.5	1880-3.9	5345-11.2

RYAN STACK — 6-11, 215, Center ... Lettered at South Carolina, 1995-96-97-98 ... Born July 24, 1975 in Nashville, Tenn. ... A second round draft pick in June, 1998 by the Cleveland Cavaliers and saw limited action with the team in the 1998-99 season.

YEAR	TEAM (LEAGUE)	G	MIN/AVG	FGM-FGA	PCT.
------	---------------	---	---------	---------	------

Carolina in the Hall of Fame

With Alex English's recent induction, the University of South Carolina now has two of its own in the Naismith Memorial Basketball Hall of Fame in Springfield, Mass. English joined his former coach, the late Frank McGuire, in ceremonies held Sept. 29, 1997.



TM

English played four years for the Gamecocks (1973-76) and started all 111 of Carolina's games in that span. He is the all-time leading scorer in Carolina history with 1,972 career points and went on to score more than 25,000 points in the National Basketball Association. He was a 1975 All-American and was an eight-time NBA All-Star. He had his jersey, No. 22, at Carolina and his No. 2 jersey from the Denver Nuggets retired following his playing career at each location.

McGuire won 550 games as a head coach at St. John's, North Carolina and South Carolina. He is the Gamecocks' all-time winningest coach with 283 victories in 16 seasons between 1965-80. McGuire led the Gamecocks to four-straight NCAA Tournament appearances (1971-74) and the 1971 Atlantic Coast Conference title. He was inducted into the Basketball Hall of Fame in 1977. McGuire passed away Oct. 11, 1994 in Columbia.

The Gamecock community salutes these former Gamecock greats.

280

GAMECOCK HISTORY



Coach Frank McGuire

Inducted in 1977

- ★ Coached at South Carolina from 1965-80.
- ★ Is the all-time winningest coach in Carolina history with 283 victories.
- ★ Compiled a 283-142 record in 16 seasons, a 66.6% winning percentage.
- ★ Led the Gamecocks to four-consecutive NCAA Tournament appearances (1971-74) and six postseason appearances in seven seasons (1969, 1971-75) including the NIT.
- ★ Led the 1971 Carolina squad to the Atlantic Coast Conference title with a 52-51 victory over North Carolina in the ACC Tournament championship game.
- ★ Led the 1970 Carolina squad to arguably the best season in school history with a 25-3 record and 14-0 mark in the ACC.
- ★ Amassed 550 career victories in coaching stints at St. John's, North Carolina and South Carolina. Led the 1957 North Carolina squad to the National Championship.
- ★ Was instrumental in the growth of basketball in the Palmetto State.

Alex English

Inducted in 1997

- ★ Is the most decorated player in Carolina basketball history.
- ★ Started in every South Carolina game over his four-year career (111) between 1973-76.
- ★ Is second on the USC all-time scoring list with 1,972 career points.
- ★ Had his jersey, No. 22, retired.
- ★ Was a 1975 All-American and Independent All-American.
- ★ Is one of five Carolina players to eclipse the century mark in points and rebounds (1,064).
- ★ Is the South Carolina all-time leader in minutes played (4,113), field goals made (855) and attempted (1,590), is second in scoring, blocked shots (230) and blocked shots per game (2.07), and is third in games started.
- ★ Had a spectacular career in the National Basketball Association, playing mainly for the Denver Nuggets.
- ★ Had his jersey, No. 2, retired by Denver in March, 1993.
- ★ Remains in eighth place on the NBA's all-time scoring list with 25,343 career points.
- ★ Participated in eight NBA All-Star games in the decade of the 1980s.
- ★ Scored more points in the decade of the 1980s than any other NBA player.
- ★ Led the NBA in scoring in the 1982-83 season with 28.4 points per game.
- ★ Scored 2,000 or more points an amazing eight times, averaging at least 20 points a game for 10 consecutive seasons (1980-89).
- ★ Top scoring season was a 29.8 ppg clip in the 1985-86 season, a year that saw the Nuggets advance to the NBA Western Conference Finals.
- ★ Played a total of 15 seasons in the NBA and in 1193 career regular-season contests.
- ★ Finished his career with 6,538 career rebounds (5.5 rpg) and 4,351 assists (3.6 apg).
- ★ Also played for Milwaukee, Indiana and Dallas.
- ★ Now works as an Assistant Coach for the Toronto Raptors.



Above: Alex English is honored as one of the "Gamecock Greats" during a timeout at a 1997 game at the Frank McGuire Arena.



NCAA Tournament History

1971

ACC Champions First Gamecock Squad To Make The "Show"

After surviving the pressure cooker of winning the Atlantic Coast Conference Tournament, the 1970-71 Gamecocks had fought their way to the schools first NCAA Tournament appearance. With a 23-4 mark and an ACC title under its belt, USC went on to the Eastern Regionals as one of 16 teams in the show.

The Gamecocks had high hopes entering the regional, but saw their NCAA title smashed as undefeated and third-ranked Pennsylvania rallied from one down at halftime to decision Carolina, 79-64. The Quakers used an old South Carolina tactic, getting an opponent down at hitting at the foul line to prevent any comeback. Pennsylvania took the win after trailing 37-36 at the intermission.

Pennsylvania 79, South Carolina 64 March 18, 1971 — Raleigh, N.C. NCAA East Regional Semifinal

SOUTH CAROLINA	FG-AT	FT-AT	RB.	PF	PTS.	AS	TO	MIN
Aydlett	3-5	2-2	3	5	8	1	2	24
Owens	6-14	4-7	10	2	16	1	5	39
Riker	3-15	4-4	9	2	10	0	2	20
Roche	5-18	4-5	5	2	14	6	4	39
Carver	2-5	0-0	1	1	4	0	0	13
Ribock	1-2	0-1	3	5	2	0	0	20
Joyce	3-8	2-2	9	4	8	1	2	30
Traylor	1-2	0-0	3	1	2	0	0	12
Manning	0-0	0-0	1	0	0	0	0	1
J. Powell	0-0	0-0	0	0	0	0	0	1
D. Powell	0-0	0-0	0	0	0	0	0	1
Team Rebounds (Included in Totals)			3					
TEAM TOTALS	24-69	16-21	47	22	64	9	15	200
PENNSYLVANIA	FG-AT	FT-AT	RB.	PF	PTS.	AS	TO	MIN
Morse	10-18	8-10	5	3	28	0	2	39
Calhoun	3-8	4-4	7	3	10	1	1	39
Wolf	1-2	4-4	10	4	6	1	1	29
Wohl	5-15	10-11	3	3	20	2	4	39
Bilski	3-8	2-2	1	1	8	1	3	16
Hankinson	2-6	2-2	7	1	6	0	1	23
Littlepage	0-0	0-0	3	2	0	0	0	11
Koller	0-1	0-0	0	0	0	0	0	1
Cotler	0-0	1-2	0	0	1	0	0	1
Haney	0-0	0-0	0	0	0	0	0	1
Walters	0-0	0-0	0	0	0	0	0	1
Team Rebounds (Included in Totals)			5					
TEAM TOTALS	24-58	31-35	41	17	79	5	12	200
South Carolina			37		27	=		64
Pennsylvania			36		43	=		79

Percentages: Field Goals — USC 34.8%, Penn 41.3%; Free Throws — USC 76.2%, Penn 88.6%. Technical Fouls: None. Officials: Ben Dreith, Harry Wilcoven.

Fordham 100, South Carolina 90 March 20, 1971 — Raleigh, N.C. NCAA East Regional Consolation

FORDHAM	FG-AT	FT-AT	RB.	PF	PTS.	AS	TO	MIN
Yelverton	11-23	3-3	10	5	25	0	0	39
Charles	9-24	4-4	10	4	22	1	1	39
Woytowicz	0-2	1-1	3	2	1	0	0	18
Manior	9-19	5-5	6	4	23	1	1	39
Burik	8-14	7-7	2	0	23	1	1	39
Sullivan	2-6	2-2	6	5	6	0	1	21
Pipich	0-0	0-0	0	0	0	0	0	1
Carlesimo	0-0	0-0	0	0	0	0	0	1
Larbes	0-0	0-0	0	0	0	0	0	1
Cian	0-0	0-0	0	0	0	0	0	1
Cambetti	0-0	0-0	0	0	0	0	0	1
Team Rebounds (Included in Totals)			4					
TEAM TOTALS	39-88	22-22	41	20	100	2	7	200
SOUTH CAROLINA	FG-AT	FT-AT	RB.	PF	PTS.	AS	TO	MIN
Owens	5-11	3-5	13	4	13	1	7	40
Riker	18-26	3-5	11	2	39	1	5	40
Roche	2-9	4-6	0	5	8	3	5	37
Carver	1-3	0-1	3	2	2	3	2	26
Joyce	5-10	8-8	8	3	18	3	4	40
Aydlett	4-11	2-2	6	3	10	0	2	17
Team Rebounds (Included in Totals)			9					
TEAM TOTALS	35-70	20-27	50	19	90	11	25	200
Fordham			42		58	=		100
South Carolina			48		42	=		90

Percentages: Field Goals — Fordham 44.3%, USC 50.0%; Free Throws — Fordham 100.0%, USC 74.1%. Technical Fouls: None. Officials: Ben Dreith, W.D. "Shorty" Lawson.

The Gamecocks had earlier rallied from five behind to go three points up on the Quakers, but Pennsylvania's outside shooting over the ACC Champions' zone kept them close until the intermission.

The lead swapped hands several times early in the final half until hot-shooting Jim Morse of Penn put the Quakers ahead to stay and they then began to play for the good shot. The trailing Gamecocks had to go after them defensively and Pennsylvania was phenomenal at the free throw line, hitting 26 straight from the stripe to put the game farther and farther out of reach.


Tom Owens' 16 points and 10 rebounds represented the top individual effort, as the hounded John Roche was held to 14 tallies. Tom Riker got 10 points despite getting in foul trouble early to be the only other USC performer in double figures.

In the anticlimactic regional consolation game, junior Tom Riker got a future-brightening 39 points, but the Gamecocks lost a 100-90 run-and-gun battle with Fordham. Carolina ran up a six-point halftime edge, then watched the cat-quick Rams put four players over the 20-point mark in coming back for the win.



1970-71 NCAA Tournament Team

Front Row: John Roche. Back Row (L-R): Assistant Coach Buck Freeman, Assistant Coach Don Walsh, Dennis Powell, Casey Manning, Bob Carver, Kevin Joyce, Tom Owens, Danny Traylor, Tom Riker, John Ribock, Rick Aydlett, Jimmy Powell, Head Coach Frank McGuire, Assistant Coach Bill Loving, Manager John Morganelli.



1971-72 NCAA Tournament Team

Front Row (L-R): Brian Winters, Danny Traylor, Tom Riker, Kevin Joyce, Rick Aydlett. Back Row (L-R): Jimmy Powell, Rick Mousa, Ed Peterson, Bill Grimes, Bob Carver, Casey Manning.

Riker had a fine afternoon, going over, around and through the smaller Fordham quintet to can 18 of 26 field-goal attempts in his best scoring exhibition of the season. It was all for naught as the Rams hit from outside and scored on fast breaks to spoil Carolina's season finale. Bolstering Riker's sterling effort, Kevin Joyce finished the game with 18 points and Rick Aydlett threw in 10 as the Gamecocks ended the year with a 23-6 record and their third-straight 20-win campaign under Head Coach Frank McGuire.

1972

Two In A Row For The Irishman

In their first season out of conference competition in 40 years, the Gamecocks had something to prove in regular season action. After 26 regular-season games, South Carolina was an impressive 23-3 and had given the "Irishman," head coach Frank McGuire, two-straight NCAA Tournament appearances.

In the first round of the tournament and for the right to advance to the NCAA Eastern Regionals, Carolina met up with Temple. The game is still the lowest scoring game in South Carolina NCAA history with Carolina easing out a 53-51 win over the Owls in Williamsburg, Va. Resorting to what became a McGuire trademark in holding the ball for

South Carolina 53, Temple 51 March 11, 1972 — Williamsburg, Va. NCAA First Round

TEMPLE	FG-AT	FT-AT	RB.	PF	PTS.	AS	TO
Johnson	7-16	2-4	8	1	16	2	2
Jones	4-8	1-2	7	2	9	2	1
Newman	3-13	2-3	5	4	8	0	6
Trudeau	2-5	1-2	3	0	5	5	4
Kneib	3-8	3-3	4	1	9	5	1
Collins	1-2	0-0	1	0	2	1	1
Tress	1-5	0-0	3	4	2	0	1
Team Rebounds (Included in Totals)			7				
TEAM TOTALS	21-57	9-14	39	12	51	15	16
SOUTH CAROLINA	FG-AT	FT-AT	RB.	PF	PTS.	AS	TO
Aydlett	1-6	1-1	1	1	3	3	2
Riker	9-14	5-8	5	2	23	2	6
Traylor	5-5	1-3	10	4	11	1	3
Carver	2-3	0-0	2	1	4	3	2
Joyce	6-14	0-1	7	1	12	4	4
Mousa	0-0	0-0	0	0	0	0	0
Winters	0-3	0-0	1	2	0	1	0
Team Rebounds (Included in Totals)			4				
TEAM TOTALS	23-45	7-13	30	11	53	16	18
Temple		29		22	=	51	
South Carolina		25		28	=	53	

Percentages: Field Goals — Temple 36.8%, USC 51.1%; Free Throws — Temple 64.3%, USC 53.8%. Technical Fouls: None. Officials: Phillips, Honzo. Attendance: 6,000.

NCAA Tournament History

the last shot — which always began with seven seconds on the clock — Carolina called a timeout with :40 remaining and the game tied at 51.

After running the time down, Carolina set a screen for its premier shooter, Kevin Joyce, and his top-of-the-key jumper with just a couple ticks remaining on the clock advanced the Gamecocks to the Sweet 16 for the second year in a row.

Carolina survived being outrebounded by the smaller Temple team, 39-30, but outshot the Owls 51.1% to 36.8% from the field. Carolina actually trailed 29-25 at the half before pulling even early in the second stanza and setting up a see-saw battle down the stretch.

Tom Riker led all scorers with 23 points and Joyce added 12 and four assists. Danny Traylor led all rebounders with 10 boards while rounding out USC double-figure scoring with 11 points.

The win by Carolina set up a rematch of the 1971 ACC Tournament finals as the Gamecocks met North Carolina in Morgantown, W.Va. for

284

GAMECOCK HISTORY

North Carolina 92, South Carolina 69 March 16, 1972 — Morgantown, W.Va. NCAA East Regional Semifinals

NORTH CAROLINA	FG-AT	FT-AT	RB.	PF	PTS.	AS	MIN
Chamberlain	3-6	4-5	4	1	10	0	25
Wuycik	4-11	8-10	5	3	16	3	27
McAdoo	4-14	3-6	13	3	11	3	32
Previs	5-8	3-4	5	4	13	4	29
Karl	8-12	2-3	3	4	18	3	23
Huband	2-5	4-4	4	3	8	0	19
Jones	1-3	3-4	9	2	5	2	22
Hite	2-2	0-0	1	0	4	0	6
Johnson	0-1	0-0	2	0	0	2	7
Corson	0-0	0-0	0	2	0	1	5
Chambers	2-3	3-4	1	0	7	1	5
Team Rebounds (Included in Totals)			5				
TEAM TOTALS	31-65	30-40	52	23	92	19	200
SOUTH CAROLINA	FG-AT	FT-AT	RB.	PF	PTS.	AS	MIN
Riker	4-13	2-4	10	4	10	1	38
Aydlett	2-4	2-2	4	4	6	0	25
Traylor	3-6	3-4	2	4	9	0	24
Joyce	6-18	9-9	7	5	21	1	32
Carver	2-6	2-2	2	3	6	2	24
Winters	4-11	1-1	3	5	9	0	20
Mousa	1-4	1-4	4	1	3	1	11
Manning	0-3	3-3	2	0	3	0	21
Powell	0-2	0-0	1	0	0	0	3
Grimes	1-1	0-1	1	0	2	0	2
Team Rebounds (Included in Totals)			8				
TEAM TOTALS	23-68	23-30	44	26	69	5	200
North Carolina			51	41	=	92	
South Carolina			32	37	=	69	

Percentages: Field Goals — UNC 47.7%, USC 33.8%; Free Throws — UNC 75.0%, USC 76.7%. Turnovers: UNC 18, USC 19. Technical Fouls: None. Officials: Jim Bain, W.D. Lawson.

South Carolina 90, Villanova 78 March 18, 1972 — Morgantown, W.Va. NCAA East Regional Consolation

VILLANOVA	FG-AT	FT-AT	RB.	PF	PTS.	AS	MIN
Ford	7-19	5-8	6	4	19	6	40
Siemionkowski	11-22	4-5	10	2	26	5	40
Moody	4-8	1-2	9	4	9	0	33
Ingelsby	5-12	1-3	6	3	11	1	38
Hastings	3-5	1-1	5	4	7	3	33
McDowell	2-2	0-0	1	2	4	0	7
Gohl	1-3	0-0	3	1	2	0	7
Daly	0-0	0-0	1	1	0	0	2
Team Rebounds (Included in Totals)			2				
TEAM TOTALS	33-71	12-19	43	21	78	15	200
SOUTH CAROLINA	FG-AT	FT-AT	RB.	PF	PTS.	AS	MIN
Riker	14-22	8-11	16	1	36	0	40
Aydlett	2-8	3-3	3	4	7	3	26
Traylor	7-12	1-6	7	4	15	2	38
Joyce	6-12	7-8	7	1	19	9	39
Carver	3-3	3-3	1	2	9	5	33
Winters	1-2	0-0	0	2	2	0	13
Manning	1-1	0-0	0	0	0	0	9
Mousa	0-0	0-0	0	1	0	0	2
Team Rebounds (Included in Totals)			3				
TEAM TOTALS	34-60	22-31	37	15	90	19	200
Villanova			43	35	=	78	
South Carolina			38	52	=	90	

Percentages: Field Goals — Villanova 46.5%, USC 56.7%; Free Throws — Villanova 63.2%, USC 71.0%. Turnovers: Villanova 9, USC 12. Technical Fouls: None. Officials: W.D. Lawson, Bob Smith.

Memphis State 90, South Carolina 76 March 15, 1973 — Houston, Tex. NCAA Midwest Regional Semifinals

MEMPHIS STATE	FG-AT	FT-AT	RB.	PF	PTS.	AS	TO	BS	ST	MIN
Burford	5-7	0-0	10	4	6	4	2	1	3	28
Robinson	5-16	1-4	17	2	11	3	1	0	2	40
Kenon	16-30	2-6	20	4	34	4	2	4	1	39
Laurie	0-1	6-7	1	4	6	4	2	0	2	28
Finch	8-17	9-10	1	4	25	4	4	0	0	37
McKinney	0-0	0-0	0	1	0	0	1	0	0	3
Westfall	0-1	0-0	0	0	0	0	0	0	0	1
Cook	2-5	0-0	0	1	4	1	1	0	0	12
Team Rebounds (Included in Totals)			11							
TEAM TOTALS	36-77	18-27	60	19	90	13	13	5	8	200
SOUTH CAROLINA	FG-AT	FT-AT	RB.	PF	PTS.	AS	TO	BS	ST	MIN
English	9-15	1-1	8	5	19	0	3	0	1	38
Winters	5-11	4-4	8	5	14	4	0	1	0	36
Traylor	5-12	0-4	6	3	10	1	2	3	0	37
Dunleavy	4-10	4-4	0	3	12	1	1	1	3	36
Joyce	8-21	2-2	2	2	18	6	5	1	2	39
Walsh	0-0	0-0	0	0	0	0	1	0	0	1
Mathias	1-1	0-0	1	0	2	0	1	1	0	1
Manning	0-0	0-0	0	4	0	0	0	0	1	8
Greiner	0-0	0-0	1	0	0	0	0	0	0	4
Cox	0-0	1-2	1	0	1	0	0	0	0	1
Team Rebounds (Included in Totals)			6							
TEAM TOTALS	32-70	12-17	33	22	76	12	13	7	7	200
Memphis State			39		51	=		90		
South Carolina			24		52	=		76		

Percentages: Field Goals — Memphis St. 46.8%, USC 45.7%; Free Throws — Memphis St. 66.7%, USC 70.6%. Technical Fouls: None. Officials: Hal Grossman, Jim Hernjak. Attendance: 10,060.

a berth in the quarterfinals. The Tar Heels used a stifling defense and an early lead in crushing South Carolina, 92-69.

North Carolina wasted no time getting on the board, cruising to a 51-32 halftime advantage. South Carolina could get no closer than 15 points in the second half as the Heels had a balanced scoring attack of five players scoring in double figures. The game also featured an exhibition at the free throw line for both teams with North Carolina going 30-of-40 (75.0%) and USC hitting 23-of-30 (76.7%).

Leading only two scorers in double figures for Carolina was Joyce, who pumped in 21. Tom Riker added 10 points and 10 rebounds for the Gamecocks.

In the Eastern Regional consolation game two nights later, Carolina would salvage a little pride, using a furious second half rally to crush Villanova, 90-78.

The Gamecocks, down by five at 43-38 at the half, turned up the juices in the second stanza and went on to shoot a blistering 56.7% from the field — still a Carolina NCAA record. Carolina led once again by Riker, who scored 22 of his game-high 36 points in the second half rally.

Also in double figures for Carolina was Joyce, who pumped in 19 points, and Traylor, who finished with 15. Riker also had a game-high 16 rebounds as the Gamecocks finished the season with their fourth-straight 20-win season, going 24-5.

1973

Gamecocks Make Sweet Sixteen For Third-Straight Season

For the fifth consecutive season, South Carolina had reached the goal of 20 wins in a season and had no problem with accepting its third-straight NCAA Tournament berth. The only difference was that Carolina was asked to play in the Midwestern Regional due to the large number of strong, at-large teams in the East.

In a first round game for the right to advance to those Midwestern Regionals, Carolina met Southwest Conference champion Texas Tech in Wichita, Kan. The Gamecocks broke open a close game late in the contest to win, 78-70, and advance to the Sweet 16 for the third time in as many seasons.

NCAA Tournament History

South Carolina 78, Texas Tech 70 March 10, 1973 — Wichita, Kan. NCAA First Round

TEXAS TECH	FG-AT	FT-AT	RB.	PF	PTS.	AS	TO	BS	ST	MIN
Johnson	2-5	2-2	5	1	6	1	1	0	0	14
Richardson	8-11	1-2	6	3	17	0	3	0	2	28
Wakefield	6-12	4-4	7	1	16	3	3	0	2	37
Bullock	8-18	3-5	7	3	19	1	7	1	1	38
Little	3-11	0-0	0	5	6	9	2	0	4	37
Bailey	3-5	0-0	0	0	6	1	0	0	0	13
Derkowski	0-0	0-0	0	0	0	1	1	0	1	1
Kaberline	0-0	0-0	0	1	0	0	1	0	0	3
Mank	0-0	0-0	0	0	0	0	0	0	0	1
Moore	0-2	0-0	0	2	0	3	2	0	0	29
Team Rebounds (Included in Totals)	0									
TEAM TOTALS	30-64	10-13	24	16	70	20	20	1	10	200
SOUTH CAROLINA	FG-AT	FT-AT	RB.	PF	PTS.	AS	TO	BS	ST	MIN
English	7-11	1-1	15	3	15	1	5	3	1	40
Winters	4-5	1-1	3	5	9	0	1	0	1	20
Traylor	8-13	0-0	16	5	16	2	5	2	1	34
Dunleavy	5-10	1-2	1	0	11	2	4	0	1	31
Joyce	6-16	7-10	1	2	21	4	3	0	2	40
Mathias	0-0	0-0	2	0	0	1	1	0	0	7
Manning	1-2	0-0	1	0	2	0	0	0	0	13
Greiner	2-3	0-1	4	1	4	0	2	0	1	16
Team Rebounds (Included in Totals)	0									
TEAM TOTALS	33-60	12-15	43	16	78	10	21	5	7	200
Texas Tech	30			40	=	70				
South Carolina	30			84	=	78				

Percentages: Field Goals — Texas Tech 46.9%, USC 55.0%; Free Throws — Texas Tech 76.9%, USC 80.0%.
Technical Fouls: None. Officials: Winters, Powell. Attendance: 6,389.

Carolina had as much as an eight point lead — the last being 26-18 — in the first half before Texas Tech went on a 12-4 run to tie the game at 30 at the intermission. The lead then went back and forth with the Red Raiders even holding three leads of five points midway through the final stanza. But down 51-46 with 11:56 to play, Carolina outscored Texas Tech 28-13 to take a 74-64 lead with two minutes left on a Kevin Joyce basket. The Raiders could come no closer than eight points down the stretch.

Joyce led four USC players in double figures with 21 points. Traylor added 16 tallies and 16 rebounds, Alex English had 15 points and 15 boards and Mike Dunleavy added 11 points.

So, it was on to Houston, Tex. and the Midwestern Regional in the Hofheinz Pavilion. But the Gamecocks ran afoul of a hot Memphis State

team that was to advance to the NCAA championship game before falling to perennial champion UCLA.

Led by Larry Kenon, who was unstoppable inside, and guard Larry Finch, the Tigers took a 15-point halftime lead. Carolina narrowed it to five points early in the second half, but Memphis State pulled away again to win 90-76.

The Tigers went on a 11-0 run to post a 33-16 lead late in the first half, leading to their 15-point margin at the intermission. The Gamecocks desperately tried to cut into that margin in the second half, and on a Joyce inside jumper, USC had pulled to within 70-65 with 5:22 to play. Then the Memphis State free throw brigade took over as the Tigers

South Carolina 90, Southwestern Louisiana 85 March 17, 1973 — Houston, Tex. NCAA East Regional Consolation

S. W. LOUISIANA	FG-AT	FT-AT	RB.	PF	PTS.	AS	TO	BS	ST	MIN
Saunders	8-16	3-6	16	3	19	0	4	1	3	34
Fogle	6-17	0-1	14	2	12	1	2	0	1	26
Ebron	9-17	2-3	10	5	20	0	2	3	1	32
Lamar	11-27	0-0	8	4	22	4	5	0	1	40
Bisbano	1-6	1-2	3	3	3	3	2	0	0	28
Brown	1-3	1-2	2	1	3	0	0	0	0	6
Haney	0-0	0-0	0	1	0	0	0	0	0	3
Wilson	2-5	0-0	4	3	4	0	0	1	2	19
Wright	1-3	0-0	1	1	2	2	0	0	0	12
Team Rebounds (Included in Totals)	6									
TEAM TOTALS	39-94	7-14	64	23	85	10	15	5	8	200
SOUTH CAROLINA	FG-AT	FT-AT	RB.	PF	PTS.	AS	TO	BS	ST	MIN
English	9-18	4-4	10	3	22	1	4	4	1	33
Winters	4-12	2-2	3	0	10	6	2	0	4	34
Traylor	8-15	0-2	16	3	16	3	0	6	1	40
Dunleavy	4-8	3-4	0	2	11	2	3	1	0	19
Joyce	1-13	10-13	6	1	12	8	4	0	3	35
Walsh	0-0	0-0	0	0	0	1	1	0	0	2
Mathias	0-0	0-0	1	1	0	0	0	0	0	5
Manning	6-10	1-2	3	1	13	0	0	0	1	21
Greiner	2-2	0-0	2	2	4	0	0	0	0	9
Cox	1-2	0-0	1	0	2	0	0	0	0	2
Team Rebounds (Included in Totals)	8									
TEAM TOTALS	35-80	20-27	50	13	90	21	14	11	10	200
Southwestern Louisiana	39			46	=	85				
South Carolina	33			57	=	90				

Percentages: Field Goals — S.W. Louisiana 41.5%, USC 43.8%; Free Throws — S.W. Louisiana 50.0%, USC 74.1%.
Technical Fouls: None. Officials: Hal Grossman, Jim Hernjak. Attendance: 10,600.



1972-73 NCAA Tournament Team

Front Row (L-R): Tommy Cox, Rick Mousa, Danny Traylor, Kevin Joyce, Casey Manning, Brian Winters, Jimmy Walsh. Back Row (L-R): Head Coach Frank McGuire, Mike Dunleavy, Alex English, Bob Mathias, Mark Greiner, Jim Clements, Manager Tommy McGee.

NCAA Tournament History

hit 10-of-12 shots from the stripe down the stretch to seal the win and send Carolina into the Regional consolation game once again.

All five USC starters notched double-figure games in scoring as English had 19, Joyce 18, Winters 14, Dunleavy 12 and Traylor 10.

This time around in the consolation game, South Carolina faced off against Southwestern Louisiana, a one-point loser to Kansas State in the Regional's first game. After going down by six at the half, Carolina again staged a second-half rally to win, 90-85 and finish the season — for the second year in a row — with a win.

The game was fast paced throughout with both teams combining for 174 shots (94 for S.W. Louisiana, 80 for Carolina) and 114 rebounds (64 for S.W. Louisiana, 50 for Carolina). The Cajuns started out on fire, posting a 23-10 lead halfway through the first half before Carolina outscored S.W. Louisiana 11-5 to end the half for the Gamecocks six-point deficit.

Like the Cajuns in the first half, USC started out quickly in the second stanza, going on a 12-0 run that gave the Gamecocks a 45-41 lead with over 16 minutes to play. The game went back and forth until the Gamecocks went up by seven on two Joyce free throws (3:36 to play) and S.W. Louisiana could come no closer than five points down the stretch.

Five Gamecocks again scored in double figures, led by English's 22 points. Traylor added 16 tallies and 16 boards, Joyce 12 points, Dunleavy 11 and Winters 10 for the Gamecocks, who finished the year at 22-7, the fifth-consecutive 20-win season for Carolina.

1974

Carolina Hoopsters Make It Four In A Row To The Big Show

Two goals made up the 1973-74 season for South Carolina: (1) Win 20 games; (2) Make it to the NCAA Tournament. After a successful regular season that saw the Gamecocks reach their first goal and win 22 of 26 games, Carolina got its second wish — a fourth-straight appearance in the NCAA Tournament.

Oddly enough, two Palmetto State teams had to travel 700 miles north to Philadelphia, Penn. to play in the first round of the NCAA Tournament. Before a sparse crowd of just over 1,000 at the Palestra, a strong Furman team handed the Gamecocks a disappointing 75-67 defeat.


The two teams battled to six lead changes in the first half alone as the Paladins outscored USC, 6-2, to end the half and take a 39-38 lead at the intermission. Carolina then started the second half on fire, outscoring Furman 15-2 to take a 53-41 lead with 14:43 to play in the second half.

Furman then went on a tear of its own, though, besting Carolina 23-6 in the next nine minutes of action to take a 64-59 lead with five minutes left. Carolina cut the lead to two (65-63) on an Alex English tap in a minute later but could not weather a 38.1% shooting night from the field, including a 31.7% performance in the second half.

Furman 75, South Carolina 67 March 9, 1974 — Philadelphia, Pa. NCAA First Round

SOUTH CAROLINA	FG-AT	FT-AT	RB.	PF	PTS.	AS	TO	BS	ST	MIN
Davis	8-19	0-0	13	4	16	0	2	1	0	38
English	5-15	1-2	11	4	11	2	0	4	0	40
Mathias	2-6	0-1	8	4	4	1	0	0	2	28
Dunleavy	5-14	2-2	4	0	12	4	3	0	2	40
Winters	11-27	0-0	1	5	22	2	3	0	2	39
Greiner	1-2	0-2	7	2	2	0	1	0	0	14
Walsh	0-1	0-0	0	0	0	0	0	0	0	1
Team Rebounds (Included in Totals)			5							
TEAM TOTALS	32-84	3-7	49	19	67	9	9	5	6	200
FURMAN	FG-AT	FT-AT	RB.	PF	PTS.	AS	TO	BS	ST	MIN
Lynch	6-17	2-2	8	1	14	4	2	0	0	40
Mayes	9-13	3-3	16	1	21	0	0	5	3	39
Leonard	4-9	3-4	2	4	11	0	2	3	0	19
Kelly	4-7	2-3	4	2	10	5	1	0	1	36
Grimm	8-18	3-5	2	2	19	2	5	0	0	36
Bierly	0-4	0-0	5	2	0	0	2	0	1	22
Clark	0-2	0-0	2	0	0	0	0	0	0	4
Hill	0-0	0-0	1	0	0	1	0	0	0	4
Team Rebounds (Included in Totals)			10							
TEAM TOTALS	31-70	13-17	50	12	75	12	12	8	5	200
South Carolina	38				29					67
Furman	39				36					75

Percentages: Field Goals — USC 38.1%, Furman 44.3%; Free Throws — USC 42.9%, Furman 76.5%. Technical Fouls: None. Officials: Chuck Hartman, Jim Burch. Attendance: 1,042.



1973-74 NCAA Tournament Team

Front Row (L-R): Tommy Cox, Stu Klitenic, Mike Dunleavy, Nate Davis, Brian Winters, George Felton, Jimmy Walsh. Back Row (L-R): Assistant Coach Don Walsh, Jim Clements, Chuck Sherwood, Alex English, Bob Mathias, Mark Greiner, Jack George, Ed Lynch, Herbert Entzminger, Assistant Coach Ben Jobe, Head Coach Frank McGuire.



1988-89 NCAA Tournament Team

Front Row (L-R): Manager Sherman McEachern, Barry Manning, Eric Sykes, Michael Glover, Jo Jo English, Brent Price, Manager Chris Burgin. Middle Row (L-R): Manager Scott Blair, Graduate Assistant Coach Joe Dooley, Assistant Coach Tubby Smith, Head Coach George Felton, Assistant Coach Eddie Payne, Assistant Coach Scott Rigot, Manager John Turcich. Back Row (L-R): Bill Vernau, Joe Rhett, Sam Rowe, Jeff Roulston, John Breckenridge, John Hudson, Terry Dozier, Troy McKoy.

Brian Winters closed out his fine career at Carolina, scoring 22 points, while Nate Davis had 16, Mike Dunleavy 12 and English 11. Davis also pulled down 13 rebounds and English snatched 11.

1989

USC Returns to the NCAA Tournament For First Time in 15 Years

Fifteen years earlier, George Felton was a reserve on the 1974 NCAA Tournament team that lost in the first round to Furman at the Palestra in Philadelphia, Pa. This time around, the 35-year-old coach had led Carolina to the prestigious field of 64 as the head man with a berth in the NCAA Eastern Regional first and second round in Providence, R.I.

In all, Carolina could not withstand a poor shooting afternoon combined with a hot shooting North Carolina State team. In fact, the N.C. State club's 56.7% performance from the field stands as the best opponent percentage in Carolina NCAA Tournament history.

An even game for the first five minutes, the Wolfpack pulled away midway through the first half with a 19-2 run giving N.C. State a 30-10 advantage with 7:16 left in the first stanza. Both teams had mini-runs down the stretch with Carolina scoring the half's final six points to pull within 38-25 at the intermission.

In the second half, Carolina could get the lead no lower than eight points — twice on free throws by Terry Dozier and John Hudson at the seven minute marks — at any time with the Wolfpack making their free throws down the stretch to preserve the win.

Dozier finished his fine Carolina career with 22 points and five rebounds, one of only two Gamecock players scoring in double figures. Hudson added 13 for the Gamecocks, who finished the season at 19-11 one win shy of 20 but with a 15-year NCAA Tournament goal being reached.

N.C. State 81, South Carolina 66 March 17, 1989 — Providence, R.I. NCAA East Regional First Round												
SOUTH CAROLINA	FG-AT	3P-AT	FT-AT	RB.	PF	PTS.	AS	TO	BS	ST	MIN	
Dozier	8-13	1-1	5-6	5	3	22	2	1	1	1	37	
Rhett	3-5	0-1	0-0	7	0	6	0	0	0	0	27	
Hudson	3-11	0-1	7-11	7	3	13	1	1	0	2	33	
Price	4-8	1-3	0-0	2	5	9	2	0	0	0	27	
Manning	3-9	0-0	2-4	2	2	8	5	2	1	1	38	
Roulston	0-0	0-0	0-0	0	0	0	0	1	0	0	2	
English	3-9	1-2	0-0	1	5	7	3	2	0	0	20	
McKoy	0-4	0-0	1-2	3	3	1	2	1	0	0	6	
Glover	0-0	0-0	0-0	0	2	0	0	0	0	0	2	
Vernau	0-2	0-1	0-0	4	0	0	1	1	0	0	8	
Team Rebounds (Included in Totals)	3											
TEAM TOTALS	24-61	3-9	15-23	34	23	66	16	9	2	4	200	
N.C. STATE	FG-AT	3P-AT	FT-AT	RB.	PF	PTS.	AS	TO	BS	ST	MIN	
Howard	3-3	0-0	5-6	6	3	11	1	3	0	1	34	
Brown	5-6	0-0	2-3	7	1	12	0	2	3	0	36	
Lester	3-7	0-0	2-4	11	5	8	0	1	1	1	30	
Corchiani	2-6	0-1	8-10	2	4	12	11	3	0	0	31	
Monroe	9-17	4-6	0-0	4	3	22	2	2	0	1	40	
Lee	0-1	0-0	0-0	0	0	0	0	0	0	0	2	
Weems	5-7	0-0	2-6	0	4	12	3	3	0	0	17	
D'Amico	0-0	0-0	0-0	0	1	0	0	0	0	0	3	
Hinnant	2-4	0-0	0-0	0	0	4	0	0	0	1	7	
Team Rebounds (Included in Totals)	2											
TEAM TOTALS	29-51	4-7	19-29	32	21	81	19	14	4	4	200	
South Carolina	25		41		=		66					
N.C. State	38		43		=		81					
Percentages: Field Goals — USC 39.3%, N.C. State 56.7%; Three-Point Field Goals — USC 33.3%, N.C. State 57.1%; Free Throws — USC 65.2%, N.C. State 65.1%. Deadball Rebounds: USC 7, N.C. State 4. Technical Fouls: None. Officials: Gordon Birk, David Hall, Frank Bosone.												