



HISTORY & RECORDS





2007 GAMECOCK SOFTBALL

Team & Individual Records

Team General - Season

| | |
|----------------------------|--------------------|
| Games..... | 74 (1995) |
| Wins..... | 63 (1997) |
| Consecutive Wins..... | 38 (1997) |
| Losses..... | 30 (2006) |
| Consecutive Losses..... | 8 (2006) |
| Ties..... | 3 (1985) |
| Best Won/Lost Record..... | 63-5, .926 (1997) |
| Worst Won/Lost Record..... | 15-18, .455 (1984) |

Team Batting - Season

| | |
|----------------------------|--------------|
| Batting Average..... | .312 (1996) |
| Runs..... | 329 (1992) |
| At Bats..... | 1,955 (1995) |
| Hits..... | 571 (1992) |
| Singles..... | 457 (1992) |
| Doubles..... | 95 (1995) |
| Triples..... | 42 (1994) |
| Home Runs..... | 38 (2003) |
| RBI..... | 257 (1988) |
| Stolen Bases..... | 87 (1995) |
| Sacrifices..... | 117 (1997) |
| Walks..... | 173 (1992) |
| Most Times Struck Out..... | 333 (2005) |
| Hit by pitches..... | 24 (1994) |

Team Pitching - Season

| | |
|---------------------------|----------------|
| Shutouts..... | 43 (1997) |
| Consecutive Shutouts..... | 9 (1982) |
| No-hitters..... | 9 (1997) |
| Complete Games..... | 55 (1990,1994) |
| Innings Pitched..... | 506 (1995) |
| Hits Allowed..... | 389 (1992) |
| Fewest Hits Allowed..... | 132 (1987) |
| Runs Allowed..... | 207 (2005) |
| Fewest Runs Allowed..... | 38 (1987) |
| Lowest ERA..... | 0.49 (1983) |
| Highest ERA..... | 3.01 (2005) |
| Walks Allowed..... | 132 (2005) |
| Strikeouts..... | 546 (1997) |
| Hit Batters..... | 32 (2000) |

Team Fielding - Season

| | |
|----------------------------------|--------------|
| Highest Fielding Percentage..... | .978 (1989) |
| Lowest Fielding Percentage..... | .933 (1994) |
| Total Chances..... | 2,199 (1995) |
| Putouts..... | 1,518 (1995) |
| Assists..... | 670 (1991) |
| Errors..... | 147 (1994) |
| Fewest Errors..... | 31 (1982) |
| Double Plays..... | 21 (2003) |

Individual Batting - Season

| | |
|----------------------|----------------------------|
| Batting Average..... | .494, Tiff Tootle (1992) |
| Runs Scored..... | 72, Tiff Tootle (1992) |
| Hits..... | 123, Tiff Tootle (1992) |
| Singles..... | 120, Tiff Tootle (1992) |
| Doubles..... | 21, Tina Plew (1995) |
| Triples..... | 15, Tricia Popowski (1991) |
| Home Runs..... | 10 Debralee Troesh (2003) |
| RBI..... | 61, Dana Fulmer (1992) |
| Sacrifices..... | 23, Chanda Lee (1997) |
| Stolen Bases..... | 51, Tiff Tootle (1992) |
| Walks..... | 40, Dana Fulmer (1995) |

Strikeouts.....59, Jacqueline Wetherbee (2006)

| | |
|-----------------------------|--------------------------------|
| Longest Hitting Streak..... | 32 games, Kim Pietro (1998-99) |
| Games Played..... | 74, Tina Plew (1995) |

Individual Pitching - Season

| | |
|---------------------|---|
| Shutouts..... | 24, Trinity Johnson (1997) |
| Perfect Games..... | 3, Trinity Johnson (1997) |
| No-hitters..... | 6.5, Trinity Johnson (1997) |
| Games Pitched..... | 57, Megan Matthews (1999) |
| Games Started..... | 41, Megan Matthews (2000) |
| Complete Games..... | 37, Megan Matthews (2000) |
| Wins..... | 34, Trinity Johnson (1997) |
| Losses..... | 16, Megan Matthews (2000); Christie Hamilton (2006) |
| Inn. Pitched..... | 311.0, Megan Matthews (2000) |
| Hits Allowed..... | 237, Megan Matthews (2000) |
| Runs Allowed..... | 92, Kate Pouliot (2005) |
| Lowest ERA..... | 0.10, Darlene Lowery (1983) |
| Walks Allowed..... | 63, Megan Matthews (1999) |
| Strikeouts..... | 399, Trinity Johnson (1997) |
| SO per 7 inn..... | 11.5, Trinity Johnson (1997) |
| Hit Batters..... | 22, Christie Hamilton (2006) |

Individual Fielding - Season

| | |
|----------------------|-----------------------------|
| Highest Fldg. %..... | .996, Meghan Cornett (2004) |
| Total Chances..... | 560, Meghan Cornett (2003) |
| Putouts..... | 523, Meghan Cornett (2003) |
| Assists..... | 187, Marianne DiRupo (1989) |
| Errors..... | 33, Chanda Lee (1994) |
| Double Plays..... | 19, Meghan Cornett (2003) |

Team Batting - Game

| | |
|------------------------------|------------------------------------|
| Runs..... | 41, vs. Coker (1975) |
| Hits..... | 29, vs. Coppin State (1996) |
| Doubles..... | 11, vs. Coppin State* (1996) |
| Triples..... | 4, vs. Indiana (1994) |
| Home Runs..... | 6, vs. S. Dakota St. (2005) |
| RBI..... | 25, vs. Coppin State (1996) |
| Strikeouts..... | 18, vs. Florida State (2004) |
| Consecutive Baserunners..... | 13, vs. Charleston Southern (1993) |

* NCAA Record

Team Pitching - Game

| | |
|----------------------|------------------------|
| Innings Pitched..... | 17 vs. UCLA (1983) |
| Strikeouts..... | 22, vs. Indiana (1985) |
| Walks..... | 9, vs. Kentucky (2006) |

Team Fielding - Game

| | |
|--------------------|---|
| Total Chances..... | 45, vs. Tenn. (1997); vs. Ga. Tech (2005) |
| Putouts..... | 33, vs. Alabama (2001) |
| Assists..... | 18, vs. Auburn (1998) |
| Errors..... | 6, vs. Georgia (2005) |
| Double Plays..... | 4, vs. Florida (1999) |

Individual Batting - Game

| | |
|------------------|---|
| Runs Scored..... | 4, six times, most recent: 4, McKenna Hughes vs. C. Carolina (2004) |
| Hits..... | 5, Sky Brown vs. Coppin State (1996) |
| Doubles..... | 2, many times (most recent) McKenna Hughes vs. Campbell (2006), vs. Memphis (2006); Christie Hamilton vs. Canisius (2006) |

| | |
|--------------|--|
| Triples..... | 2, Dana Fulmer vs. UMass (1995) 2, Kim Pietro vs. North Carolina (1998) |
|--------------|--|

Home Runs.....2, many times, most recent: 2, Lisa Longo vs. Kentucky (2006)

| | |
|--------------------------------------|---|
| 2, Ashley Smith vs. Tennessee (2006) | |
| RBI..... | 8, Sky Brown vs. Coppin State (1996) |
| Stolen Bases..... | 4, Tiff Tootle vs. Wright St. (1992) |
| Walks..... | 4, three times, most recent: 4, Samantha Jennings vs. Miss. St. (2002) |
| Strikeouts..... | 4, four times, most recent: 4, Christie Hamilton vs. Princeton (2006) |
| Sacs..... | 3, Stacy Agee vs. Cal-St. Ful. (1987) 3, Kim Schultze vs. Georgia (1998) |

Individual Pitching - Game

| | |
|----------------------|---|
| Innings Pitched..... | 17, Darlene Lowery vs. UCLA (1983) |
| Strikeouts..... | 22, Darlene Lowery vs. Indiana (10 inn.) (1985) 18, Trinity Johnson vs. Nicholls State (7 inn.) (1995) |
| Walks..... | 6, three times, most recent: Kate Pouliot vs. Tennessee (2005) |

Individual Fielding - Game

| | |
|--------------------|--|
| Total Chances..... | 19, Tina Plew, vs. Illinois State (1997) |
| Putouts..... | 19, Tina Plew vs. Indiana (1997) |
| Assists..... | 7, Ashton Payne vs. Coastal Carolina (2006); 7, Christie Hamilton vs. Bethune Cookman (2006); 7, Sondra Hall vs. Auburn (1997) |
| Errors..... | 3, April Farr, vs. Florida State (1996) 3, Kim Schultze, vs. Georgia Tech (1997) |
| Double Plays..... | 3, Kim Schultze, vs. Florida (1999) |

SOUTH CAROLINA



2007 GAMECOCK SOFTBALL

Team Year-by-Year

Hitting

Batting Average

| | |
|------|------|
| 1985 | .223 |
| 1986 | .213 |
| 1987 | .273 |
| 1988 | .289 |
| 1989 | .270 |
| 1990 | .274 |
| 1991 | .283 |
| 1992 | .299 |
| 1993 | .281 |
| 1994 | .283 |
| 1995 | .272 |
| 1996 | .312 |
| 1997 | .297 |
| 1998 | .266 |
| 1999 | .257 |
| 2000 | .263 |
| 2001 | .229 |
| 2002 | .276 |
| 2003 | .265 |
| 2004 | .240 |
| 2005 | .257 |
| 2006 | .231 |

Fielding Percentage

| | |
|------|------|
| 1985 | .970 |
| 1986 | .963 |
| 1987 | .966 |
| 1988 | .961 |
| 1989 | .978 |
| 1990 | .964 |
| 1991 | .962 |
| 1992 | N/A |
| 1993 | .957 |
| 1994 | .933 |
| 1995 | .960 |
| 1996 | .965 |
| 1997 | .958 |
| 1998 | .957 |
| 1999 | .970 |
| 2000 | .955 |
| 2001 | .962 |
| 2002 | .964 |
| 2003 | .966 |
| 2004 | .962 |
| 2005 | .960 |
| 2006 | .951 |

Hits

| | |
|------|-----|
| 1985 | 253 |
| 1986 | 235 |
| 1987 | 361 |
| 1988 | 494 |
| 1989 | 411 |
| 1990 | 487 |
| 1991 | 495 |
| 1992 | 571 |
| 1993 | 465 |
| 1994 | 517 |
| 1995 | 531 |
| 1996 | 441 |
| 1997 | 530 |
| 1998 | 402 |
| 1999 | 450 |
| 2000 | 477 |
| 2001 | 363 |
| 2002 | 487 |
| 2003 | 427 |
| 2004 | 330 |
| 2005 | 385 |
| 2006 | 338 |

Runs

| | |
|------|-----|
| 1985 | 159 |
| 1986 | 101 |
| 1987 | 170 |
| 1988 | 299 |
| 1989 | 220 |
| 1990 | 256 |
| 1991 | 266 |
| 1992 | 329 |
| 1993 | 276 |
| 1994 | 327 |

| | |
|------|-----|
| 1995 | 315 |
| 1996 | 274 |
| 1997 | 303 |
| 1998 | 207 |
| 1999 | 225 |
| 2000 | 247 |
| 2001 | 175 |
| 2002 | 279 |
| 2003 | 255 |
| 2004 | 175 |
| 2005 | 212 |
| 2006 | 158 |

Doubles

| | |
|------|----|
| 1985 | 30 |
| 1986 | 24 |
| 1987 | 57 |
| 1988 | 76 |
| 1989 | 56 |
| 1990 | 50 |
| 1991 | 51 |
| 1992 | 72 |
| 1993 | 47 |
| 1994 | 77 |
| 1995 | 95 |
| 1996 | 76 |
| 1997 | 72 |
| 1998 | 74 |
| 1999 | 75 |
| 2000 | 65 |
| 2001 | 63 |
| 2002 | 80 |
| 2003 | 82 |
| 2004 | 47 |
| 2005 | 64 |
| 2006 | 53 |

Triples

| | |
|------|----|
| 1985 | 12 |
| 1986 | 2 |
| 1987 | 8 |
| 1988 | 33 |
| 1989 | 20 |
| 1990 | 24 |
| 1991 | 22 |
| 1992 | 29 |
| 1993 | 22 |
| 1994 | 42 |
| 1995 | 27 |
| 1996 | 17 |
| 1997 | 24 |
| 1998 | 8 |
| 1999 | 18 |
| 2000 | 7 |
| 2001 | 11 |
| 2002 | 16 |
| 2003 | 6 |
| 2004 | 3 |
| 2005 | 6 |
| 2006 | 6 |

Home Runs

| | |
|------|----|
| 1985 | 9 |
| 1986 | 0 |
| 1987 | 4 |
| 1988 | 14 |
| 1989 | 7 |
| 1990 | 10 |
| 1991 | 13 |
| 1992 | 13 |
| 1993 | 13 |
| 1994 | 28 |
| 1995 | 20 |
| 1996 | 11 |
| 1997 | 17 |
| 1998 | 14 |
| 1999 | 23 |
| 2000 | 19 |
| 2001 | 16 |
| 2002 | 35 |
| 2003 | 38 |
| 2004 | 35 |
| 2005 | 32 |
| 2006 | 21 |

RBI

| | |
|------|-----|
| 1985 | 102 |
| 1986 | 85 |
| 1987 | 138 |
| 1988 | 257 |
| 1989 | 194 |
| 1990 | 198 |
| 1991 | 207 |
| 1992 | 253 |
| 1993 | 199 |
| 1994 | 237 |
| 1995 | 239 |
| 1996 | 231 |
| 1997 | 240 |
| 1998 | 186 |
| 1999 | 190 |
| 2000 | 214 |
| 2001 | 150 |
| 2002 | 249 |
| 2003 | 220 |
| 2004 | 160 |
| 2005 | 192 |
| 2006 | 141 |

Walks

| | |
|------|-----|
| 1985 | 108 |
| 1986 | 96 |
| 1987 | 88 |
| 1988 | 94 |
| 1989 | 115 |
| 1990 | 109 |
| 1991 | 149 |
| 1992 | 173 |
| 1993 | 121 |
| 1994 | 115 |
| 1995 | 149 |
| 1996 | 111 |
| 1997 | 112 |
| 1998 | 127 |
| 1999 | 118 |
| 2000 | 155 |
| 2001 | 131 |
| 2002 | 146 |
| 2003 | 138 |
| 2004 | 94 |
| 2005 | 133 |
| 2006 | 105 |

Stolen Bases

| | |
|------|----|
| 1985 | 35 |
| 1986 | 25 |
| 1987 | 47 |
| 1988 | 43 |
| 1989 | 41 |
| 1990 | 35 |
| 1991 | 58 |
| 1992 | 79 |
| 1993 | 57 |
| 1994 | 75 |
| 1995 | 87 |
| 1996 | 33 |
| 1997 | 61 |
| 1998 | 21 |
| 1999 | 38 |
| 2000 | 29 |
| 2001 | 35 |
| 2002 | 8 |
| 2003 | 13 |
| 2004 | 25 |
| 2005 | 16 |
| 2006 | 28 |

Sacrifices

| | |
|------|-----|
| 1985 | 82 |
| 1986 | 62 |
| 1987 | 77 |
| 1988 | 84 |
| 1989 | 82 |
| 1990 | 77 |
| 1991 | 69 |
| 1992 | 70 |
| 1993 | 35 |
| 1994 | 98 |
| 1995 | 76 |
| 1996 | 68 |
| 1997 | 117 |
| 1998 | 74 |
| 1999 | 90 |

| | |
|------|----|
| 2000 | 91 |
| 2001 | 70 |
| 2002 | 73 |
| 2003 | 51 |
| 2004 | 43 |
| 2005 | 38 |
| 2006 | 51 |

Pitching

ERA

| | |
|------|------|
| 1985 | 0.79 |
| 1986 | 1.22 |
| 1987 | 0.57 |
| 1988 | 0.68 |
| 1989 | 1.16 |
| 1990 | 0.89 |
| 1991 | 1.27 |
| 1992 | 1.24 |
| 1993 | 1.65 |
| 1994 | 1.13 |
| 1995 | 1.05 |
| 1996 | 1.08 |
| 1997 | 0.56 |
| 1998 | 1.72 |
| 1999 | 1.45 |
| 2000 | 1.77 |
| 2001 | 1.09 |
| 2002 | 1.61 |
| 2003 | 2.16 |
| 2004 | 1.64 |
| 2005 | 3.01 |
| 2006 | 2.20 |

Wins

| | |
|------|----|
| 1985 | 34 |
| 1986 | 22 |
| 1987 | 34 |
| 1988 | 47 |
| 1989 | 46 |
| 1990 | 48 |
| 1991 | 49 |
| 1992 | 54 |
| 1993 | 36 |
| 1994 | 52 |
| 1995 | 53 |
| 1996 | 38 |
| 1997 | 63 |
| 1998 | 36 |
| 1999 | 49 |
| 2000 | 41 |
| 2001 | 40 |
| 2002 | 46 |
| 2003 | 41 |
| 2004 | 28 |
| 2005 | 28 |
| 2006 | 28 |

Saves

| | |
|------|----|
| 1987 | 4 |
| 1988 | 2 |
| 1989 | 0 |
| 1990 | 2 |
| 1991 | 0 |
| 1992 | 1 |
| 1993 | 1 |
| 1994 | 0 |
| 1995 | 6 |
| 1997 | 5 |
| 1998 | 5 |
| 1999 | 12 |
| 2000 | 3 |
| 2001 | 4 |
| 2002 | 7 |
| 2003 | 7 |
| 2004 | 4 |
| 2005 | 7 |
| 2006 | 7 |

Innings Pitched

| | |
|------|-------|
| 1985 | 333.0 |
| 1986 | 310.2 |
| 1987 | 343.2 |
| 1988 | 422.2 |
| 1989 | 405.2 |
| 1990 | 440.0 |
| 1991 | 434.0 |
| 1992 | 463.0 |

| | |
|------|-------|
| 1993 | 390.2 |
| 1994 | 464.0 |
| 1995 | 506.0 |
| 1996 | 212.0 |
| 1997 | 464.0 |
| 1998 | 395.1 |
| 1999 | 484.0 |
| 2000 | 470.1 |
| 2001 | 435.1 |
| 2002 | 451.1 |
| 2003 | 409.0 |
| 2004 | 353.1 |
| 2005 | 379.2 |
| 2006 | 385.1 |

Strikeouts

| | |
|------|-----|
| 1985 | 375 |
| 1986 | 216 |
| 1987 | 393 |
| 1988 | 298 |
| 1989 | 129 |
| 1990 | 197 |
| 1991 | 158 |
| 1992 | 148 |
| 1993 | 147 |
| 1994 | 169 |
| 1995 | 536 |
| 1996 | N/A |
| 1997 | 546 |
| 1998 | 178 |
| 1999 | 455 |
| 2000 | 342 |
| 2001 | 234 |
| 2002 | 395 |
| 2003 | 315 |
| 2004 | 276 |
| 2005 | 266 |
| 2006 | 382 |

Complete Games

| | |
|------|----|
| 1985 | 34 |
| 1986 | 28 |
| 1987 | 35 |
| 1988 | 48 |
| 1989 | 47 |
| 1990 | 55 |
| 1991 | 49 |
| 1992 | 54 |
| 1993 | 43 |
| 1994 | 55 |
| 1995 | 42 |
| 1996 | 32 |
| 1997 | 52 |
| 1998 | 24 |
| 1999 | 38 |
| 2000 | 48 |
| 2001 | 48 |
| 2002 | 35 |
| 2003 | 28 |
| 2004 | 33 |
| 2005 | 30 |
| 2006 | 34 |

Shutouts

| | |
|------|----|
| 1987 | 22 |
| 1988 | 30 |
| 1989 | 22 |
| 1990 | 25 |
| 1991 | 29 |
| 1992 | 25 |
| 1993 | 16 |
| 1994 | 12 |
| 1995 | 26 |
| 1996 | 22 |
| 1997 | 43 |
| 1998 | 13 |
| 1999 | 24 |
| 2000 | 15 |
| 2001 | 25 |
| 2002 | 19 |
| 2003 | 15 |
| 2004 | 9 |
| 2005 | 11 |
| 2006 | 11 |





2007 GAMECOCK SOFTBALL

All-Time Leading Hitters

Batting Average (Min. 300AB)

| | | | |
|-----|-------------|----------------------------|---------------------|
| 1) | .432 | Tiff Tootle..... | 1990-93 |
| 2) | .368 | Dana Fulmer..... | 1992-95 |
| 3) | .361 | Shirley Burton..... | 1982-85 |
| 4) | .350 | Tina Plew..... | 1994-97 |
| | .350 | Karen Sanchelli..... | 1985-88 |
| 6) | .348 | Kim Pietro..... | 1996-99 |
| 7) | .347 | Chanda Lee..... | 1994-97 |
| | .347 | Tricia Popowski..... | 1988-91 |
| 9) | .320 | Michelle Delloso..... | 1988-91 |
| 10) | .318 | Jessica Josker..... | 2005-present |
| 11) | .314 | Toinette Reed..... | 1991-94 |

Games Played

| | | | |
|----|-----|------------------------|-----------|
| 1) | 268 | Dana Fulmer..... | 1992-95 |
| 2) | 263 | Kim Schultze..... | 1997-2000 |
| 3) | 262 | Tina Plew..... | 1994-97 |
| 4) | 259 | Kendra McCutcheon..... | 1996-2000 |
| 5) | 254 | Jodi Fittro..... | 2000-03 |
| 6) | 253 | Chanda Lee..... | 1994-97 |
| 7) | 252 | Andrea Beall..... | 1989-92 |
| 8) | 246 | Dawn Lantiere..... | 1990-93 |
| 9) | 245 | Michelle Delloso..... | 1988-91 |
| | 245 | Tricia Popowski..... | 1988-91 |
| | 245 | Shani Cannon..... | 1992-95 |
| | 245 | Debralee Troesh..... | 1999-2003 |

At Bats

| | | | |
|-----|-----|------------------------|-----------|
| 1) | 838 | Tina Plew..... | 1994-97 |
| 2) | 826 | Dana Fulmer..... | 1992-95 |
| 3) | 813 | Tiff Tootle..... | 1990-93 |
| 4) | 805 | Tricia Popowski..... | 1988-91 |
| 5) | 784 | Michelle Delloso..... | 1988-91 |
| 6) | 766 | Andrea Beall..... | 1989-92 |
| 7) | 741 | Dawn Lantiere..... | 1990-93 |
| 8) | 735 | Jodi Fittro..... | 2000-03 |
| 9) | 715 | Kim Schultze..... | 1997-2000 |
| 10) | 714 | Kendra McCutcheon..... | 1996-2000 |

Hits

| | | | |
|-----|-----|-----------------------|-----------|
| 1) | 351 | Tiff Tootle..... | 1990-93 |
| 2) | 304 | Dana Fulmer..... | 1992-95 |
| 3) | 293 | Tina Plew..... | 1994-97 |
| 4) | 279 | Tricia Popowski..... | 1988-91 |
| 5) | 270 | Joyce McMillin..... | 1998-01 |
| 6) | 251 | Michelle Delloso..... | 1988-91 |
| 7) | 227 | Kim Pietro..... | 1996-99 |
| 8) | 223 | Toinette Reed..... | 1991-94 |
| 9) | 217 | Meghan Cornett..... | 2002-05 |
| 10) | 195 | Debralee Troesh..... | 1999-2003 |

Runs

| | | | |
|-----|-----|-----------------------|---------|
| 1) | 207 | Tiff Tootle..... | 1990-93 |
| 2) | 193 | Tina Plew..... | 1994-97 |
| 3) | 192 | Tricia Popowski..... | 1988-91 |
| 4) | 186 | Dana Fulmer..... | 1992-95 |
| 5) | 158 | Chanda Lee..... | 1994-97 |
| 6) | 155 | Toinette Reed..... | 1991-94 |
| 7) | 135 | Kim Pietro..... | 1996-99 |
| 8) | 133 | Stacy Agee..... | 1987-90 |
| 9) | 129 | Shani Cannon..... | 1992-95 |
| 10) | 118 | Michelle Delloso..... | 1988-91 |

Doubles

| | | | |
|-----|----|----------------------|-----------|
| 1) | 57 | Tina Plew..... | 1994-97 |
| 2) | 55 | Kim Pietro..... | 1996-99 |
| 3) | 51 | Tricia Popowski..... | 1988-91 |
| 4) | 50 | Joyce McMillin..... | 1998-01 |
| 5) | 49 | Dana Fulmer..... | 1992-95 |
| 6) | 40 | Meghan Cornett..... | 2002-05 |
| 7) | 39 | Debralee Troesh..... | 1999-2003 |
| 8) | 38 | Karen Sanchelli..... | 1985-88 |
| 9) | 36 | Andrea Beall..... | 1989-92 |
| 10) | 35 | Sondra Hall..... | 1997-2000 |

Triples

| | | | |
|----|----|-----------------------|---------|
| 1) | 51 | Tricia Popowski..... | 1988-91 |
| 2) | 37 | Tina Plew..... | 1994-97 |
| 3) | 36 | Dana Fulmer..... | 1992-95 |
| 4) | 12 | Michelle Delloso..... | 1988-91 |
| | 12 | Kim Pietro..... | 1996-99 |
| 5) | 10 | Karen Sanchelli..... | 1985-88 |
| 10 | 10 | Joyce McMillin..... | 1998-01 |
| 6) | 9 | Shirley Burton..... | 1982-85 |
| | 9 | Marianne DiRupo..... | 1986-89 |
| | 9 | Jana Zimmerman..... | 1990-92 |
| 7) | 8 | Tiff Tootle..... | 1990-93 |
| 8) | 7 | Sky Brown..... | 1995-98 |
| | 7 | Kim Sheridan..... | 1993-96 |
| | 7 | Dawn Lantiere..... | 1990-93 |
| | 7 | Toinette Reed..... | 1991-94 |
| | 7 | Shani Cannon..... | 1992-95 |
| | 7 | Kim Evans..... | 2000-03 |

Home Runs

| | | | |
|-----|-----------|---------------------------------|---------------------|
| 1) | 24 | Joyce McMillin..... | 1998-01 |
| 2) | 22 | McKenna Hughes..... | 2004-present |
| 3) | 20 | Tricia Popowski..... | 1988-91 |
| 4) | 18 | Dana Fulmer..... | 1992-95 |
| | 18 | Meghan Cornett..... | 2002-05 |
| 5) | 17 | Ashley Smith..... | 2003-06 |
| 6) | 15 | Samantha Jennings..... | 2001-04 |
| | 15 | Tina Plew..... | 1994-97 |
| | 15 | Kim Pietro..... | 1996-99 |
| 7) | 12 | Jana Zimmerman..... | 1990-92 |
| | 12 | Adrianna Baggetta..... | 1999-02 |
| | 11 | Amber Curtis..... | 2001-04 |
| | 11 | Debralee Troesh..... | 1999-2003 |
| 8) | 10 | Danielle Quinones..... | 2000-03 |
| 9) | 9 | Carrie Lyons..... | 1993-97 |
| | 9 | Karen Sanchelli..... | 1985-88 |
| | 9 | Shani Cannon..... | 1992-95 |
| 10) | 8 | Trinity Johnson..... | 1995-97 |
| | 8 | Chrissy Schoonmaker..... | 2004-present |

Runs Batted In

| | | | |
|-----|-----|-----------------------|---------|
| 1) | 199 | Dana Fulmer..... | 1992-95 |
| 2) | 172 | Tina Plew..... | 1994-97 |
| 3) | 140 | Tricia Popowski..... | 1988-91 |
| 4) | 121 | Michelle Delloso..... | 1988-91 |
| 5) | 118 | Kim Pietro..... | 1996-99 |
| 6) | 112 | Andrea Beall..... | 1989-92 |
| 7) | 109 | Meghan Cornett..... | 2002-05 |
| 8) | 106 | Ashley Smith..... | 2003-06 |
| 9) | 102 | Carrie Lyons..... | 1993-97 |
| 10) | 100 | Dawn Lantiere..... | 1990-93 |

Walks

| | | | |
|-----|-----|----------------------|---------|
| 1) | 113 | Tricia Popowski..... | 1988-91 |
| 2) | 109 | Joyce McMillin..... | 1998-01 |
| 3) | 91 | Dana Fulmer..... | 1992-95 |
| 4) | 82 | Kim Pietro..... | 1996-99 |
| 5) | 79 | Dawn Lantiere..... | 1990-93 |
| 6) | 75 | Amber Curtis..... | 2001-04 |
| 7) | 64 | Toinette Reed..... | 1991-94 |
| 8) | 61 | Lisa DaCruz..... | 1984-87 |
| | 61 | Sky Brown..... | 1995-98 |
| 9) | 60 | Meghan Cornett..... | 2002-05 |
| 10) | 56 | Ashley Smith..... | 2003-06 |

Stolen Bases

| | | | |
|----|-----|----------------------|---------|
| 1) | 114 | Tiff Tootle..... | 1990-93 |
| 2) | 74 | Chanda Lee..... | 1994-96 |
| 3) | 59 | Toinette Reed..... | 1991-94 |
| 4) | 54 | Tina Plew..... | 1994-96 |
| 5) | 43 | Tricia Popowski..... | 1988-91 |
| 6) | 41 | Marianne DiRupo..... | 1986-89 |
| 7) | 33 | Stacy Agee..... | 1987-90 |
| 8) | 32 | Dana Fulmer..... | 1992-95 |
| 9) | 29 | Lindi James..... | 1982-84 |
| | 29 | Shirley Burton..... | 1982-85 |

Sacrifices

| | | | |
|-----|----|------------------------|-----------|
| 1) | 69 | Jodi Fittro..... | 2000-03 |
| 2) | 52 | Kendra McCutcheon..... | 1996-2000 |
| 3) | 51 | Shani Cannon..... | 1992-95 |
| 4) | 46 | Stacy Agee..... | 1987-90 |
| 5) | 45 | Kim Schultze..... | 1997-2000 |
| 6) | 41 | Marianne DiRupo..... | 1986-89 |
| 7) | 37 | Kim Pietro..... | 1996-99 |
| 8) | 38 | Tina Plew..... | 1994-97 |
| 9) | 35 | Dawn Lantiere..... | 1990-93 |
| 10) | 34 | Michelle Delloso..... | 1988-91 |
| | 34 | Chanda Lee..... | 1994-97 |



Joyce McMillin is USC's all-time career home run leader with 24. McKenna Hughes enters the season just two shy of tying McMillin.



2007 GAMECOCK SOFTBALL

All-Time Leading Pitchers

Appearances

| | | | |
|-----|-----|-----------------------|---------|
| 1) | 194 | Megan Matthews | 1999-02 |
| 2) | 155 | Darlene Gareis | 1992-95 |
| 3) | 142 | Angie Lear | 1988-91 |
| 4) | 130 | Stacey Johnson | 2001-04 |
| 5) | 122 | Trinity Johnson | 1995-97 |
| 6) | 102 | Gretchen Koenig | 1985-88 |
| 7) | 101 | Darlene Lowery | 1983-87 |
| 8) | 99 | Sky Brown | 1995-98 |
| 9) | 98 | Aleca Johnson | 2002-05 |
| 10) | 95 | Melanie Henkes | 2003-06 |

Shutouts

| | | | |
|----|----|-----------------------|---------|
| 1) | 52 | Angie Lear | 1988-91 |
| 2) | 46 | Darlene Lowery | 1983-87 |
| 3) | 44 | Trinity Johnson | 1995-97 |
| 4) | 43 | Megan Matthews | 1999-02 |
| 5) | 36 | Gretchen Koenig | 1985-88 |
| 6) | 33 | Darlene Gareis | 1992-95 |
| 7) | 22 | Jana Zimmerman | 1990-92 |
| 8) | 19 | Stacey Johnson | 2001-04 |
| 9) | 13 | Sky Brown | 1995-98 |

Wins


| | | | |
|-----|-----|-----------------------|---------|
| 1) | 102 | Darlene Gareis | 1992-95 |
| 2) | 101 | Megan Matthews | 1999-02 |
| 3) | 99 | Angie Lear | 1988-91 |
| 4) | 81 | Trinity Johnson | 1995-97 |
| 5) | 70 | Darlene Lowery | 1983-87 |
| 6) | 63 | Stacey Johnson | 2001-04 |
| 7) | 58 | Gretchen Koenig | 1985-88 |
| 8) | 54 | Sky Brown | 1995-98 |
| 9) | 51 | Jana Zimmerman | 1990-92 |
| 10) | 43 | Melanie Henkes | 2003-06 |

Saves


| | | | |
|----|----|---------------------------|---------------------|
| 1) | 18 | Aleca Johnson | 2002-05 |
| 2) | 16 | Megan Matthews | 1998-2001 |
| 3) | 6 | Trinity Johnson | 1995-97 |
| 4) | 5 | Sky Brown | 1995-98 |
| | 5 | Melanie Henkes | 2003-06 |
| 5) | 4 | Darlene Lowery | 1983-87 |
| 6) | 3 | Stacey Johnson | 2001-04 |
| | 3 | Kim Sheridan | 1993-96 |
| | 3 | Nikki Beers | 1996-99 |
| | 3 | Kate Pouliot | 2005-present |

Innings Pitched

| | | | |
|-----|--------|-----------------------|---------|
| 1) | 1110.1 | Megan Matthews | 1999-02 |
| 2) | 890.0 | Angie Lear | 1988-91 |
| 3) | 876.1 | Darlene Gareis | 1992-95 |
| 4) | 682.0 | Trinity Johnson | 1995-97 |
| 5) | 667.0 | Darlene Lowery | 1983-87 |
| 6) | 665.1 | Stacey Johnson | 2001-04 |
| 7) | 583.2 | Gretchen Koenig | 1985-88 |
| 8) | 478.2 | Sky Brown | 1995-98 |
| 9) | 428.2 | Melanie Henkes | 2003-06 |
| 10) | 426.1 | Jana Zimmerman | 1990-92 |



Megan Matthews holds nine school pitching records. She is the only Gamecock pitcher to have pitched more than 1,000 innings in her career. Her total of 1110.1 still ranks 10th in NCAA Division I history.



Darlene Lowery's career ERA record of 0.38 still ranks among the top 10 in NCAA Division I history.

Complete Games

| | | | |
|-----|-----|-----------------------|---------|
| 1) | 122 | Megan Matthews | 1999-02 |
| 2) | 104 | Angie Lear | 1988-91 |
| 3) | 98 | Darlene Gareis | 1992-95 |
| 4) | 77 | Trinity Johnson | 1995-97 |
| 5) | 74 | Darlene Lowery | 1983-87 |
| 6) | 59 | Gretchen Koenig | 1985-88 |
| 7) | 59 | Stacey Johnson | 2001-04 |
| 8) | 52 | Jana Zimmerman | 1990-92 |
| 9) | 40 | Kim Sheridan | 1993-96 |
| 10) | 37 | Sky Brown | 1995-98 |

Strikeouts

| | | | |
|-----|-------|-----------------------|---------|
| 1) | 1,090 | Megan Matthews | 1999-02 |
| 2) | 1,032 | Trinity Johnson | 1995-97 |
| 3) | 874 | Darlene Lowery | 1983-87 |
| 4) | 485 | Stacey Johnson | 2001-04 |
| 5) | 469 | Gretchen Koenig | 1985-88 |
| 6) | 410 | Darlene Gareis | 1992-95 |
| 7) | 342 | Angie Lear | 1988-91 |
| 8) | 303 | Melanie Henkes | 2003-06 |
| 9) | 289 | Aleca Johnson | 2002-05 |
| 10) | 241 | Nikki Beers | 1996-99 |

Walks Allowed

| | | | |
|-----|-----|-----------------------|---------|
| 1) | 200 | Megan Matthews | 1999-02 |
| 2) | 191 | Stacey Johnson | 2001-04 |
| 3) | 144 | Darlene Lowery | 1983-87 |
| | 144 | Darlene Gareis | 1992-95 |
| 5) | 143 | Gretchen Koenig | 1985-88 |
| 6) | 117 | Melanie Henkes | 2003-06 |
| 7) | 114 | Trinity Johnson | 1995-97 |
| 8) | 103 | Angie Lear | 1988-91 |
| 9) | 93 | Jana Zimmerman | 1990-92 |
| 10) | 89 | Sky Brown | 1995-98 |

Hits Allowed

| | | | |
|-----|-----|-----------------------|---------|
| 1) | 742 | Megan Matthews | 1999-02 |
| 2) | 722 | Darlene Gareis | 1992-95 |
| 3) | 624 | Angie Lear | 1988-91 |
| 4) | 504 | Stacey Johnson | 2001-04 |
| 5) | 413 | Melanie Henkes | 2003-06 |
| 6) | 353 | Sky Brown | 1995-98 |
| 7) | 329 | Jana Zimmerman | 1990-92 |
| 8) | 315 | Trinity Johnson | 1995-97 |
| 9) | 308 | Kim Sheridan | 1993-96 |
| 10) | 306 | Gretchen Koenig | 1985-88 |

Earned Run Average

| | | | |
|-----|------|-----------------------|---------|
| 1) | 0.38 | Darlene Lowery | 1983-87 |
| 2) | 0.65 | Trinity Johnson | 1995-97 |
| 3) | 0.88 | Charlene Manley | 1989 |
| 4) | 0.93 | Charity Ballard | 1990-93 |
| 5) | 0.95 | Gretchen Koenig | 1985-88 |
| 6) | 1.02 | Angie Lear | 1988-91 |
| 7) | 1.03 | Terri Huggins | 1986-87 |
| 9) | 1.13 | Cindy Long | 1983-85 |
| 10) | 1.20 | Sky Brown | 1995-98 |



SOUTH CAROLINA



2007 GAMECOCK SOFTBALL

Single-Season Hitting Records

Games played

- 1) 74 Tina Plew 1995
- 2) 73 Dana Fulmer..... 1995
- 3) 72 Carrie Lyons..... 1995
- 4) 71 Cari Fredricks 1995
- 5) 70 Chanda Lee..... 1995
- 70 Beth Collett..... 1995
- 70 Kim Pietro 1999
- 70 Adrienne Genovese 1999
- 70 Kendra McCutcheon 1999
- 70 Kim Schultze 1999
- 70 Leanna Troesh 1999

Batting Average

- 1) .494 Tiff Tootle 1992
- 2) .473 Tiff Tootle 1993
- 3) .429 Dana Fulmer..... 1994
- 4) .419 Kim Pietro 1999
- 5) .416 Tiff Tootle 1991
- 6) .403 Karen Sanchelli 1987
- 7) .398 Chanda Lee..... 1996
- 8) .366 Tricia Popowski 1991
- .366 Karen Sanchelli 1988
- 10) .364 Dana Fulmer..... 1993

At Bats

- 1) 249 Tiff Tootle 1992
- 2) 241 Tina Plew 1997
- 3) 230 Jodi Fittro 2002
- 4) 226 Carrie Lyons..... 1995
- 5) 225 Dana Fulmer..... 1992
- 225 Toinette Reed 1992
- 7) 223 Tricia Popowski 1990
- 8) 221 Tina Plew 1994
- 9) 220 Kendra McCutcheon 1999
- 10) 219 Tiff Tootle 1991
- 219 Christie Dammer . 1994

Hits

- 1) 123 Tiff Tootle 1992
- 2) 98 Tiff Tootle 1993
- 3) 91 Tiff Tootle 1991
- 4) 88 Dana Fulmer..... 1994
- 5) 86 Tina Plew 1995
- 6) 83 Kim Pietro 1999
- 7) 78 Tricia Popowski 1991
- 8) 77 Tina Plew 1994
- 9) 75 Dana Fulmer..... 1992
- 75 Toinette Reed 1992

Doubles

- 1) 21 Tina Plew 1995
- 2) 18 Dana Fulmer..... 1995
- 3) 17 Tricia Popowski 1988
- 17 Danielle Quinones 2003
- 5) 16 Karen Sanchelli 1987
- 16 Shani Cannon 1994
- 16 Kim Pietro 1997
- 16 Kim Pietro 1998
- 16 Kim Pietro 1999
- 10) 15 Sondra Hall 2000
- 15 Joyce McMillin 1998

Triples

- 1) 15 Tricia Popowski 1991
- 2) 13 Tricia Popowski 1988
- 3) 12 Tricia Popowski 1990
- 12 Dana Fulmer..... 1992
- 12 Dana Fulmer..... 1994
- 6) 11 Tricia Popowski 1989
- 7) 10 Tina Plew 1995
- 8) 9 Tina Plew 1994
- 9 Tina Plew 1996
- 9 Tina Plew 1997

Home Runs

- 1) 10 Debralee Troesh... 2003
- 2) 9 Joyce McMillin 1999
- 9 Samantha Jennings 2004
- 4) 8 Tricia Popowski 1991
- 8 Joyce McMillin 2000
- 8 Danielle Quinones.. 2003
- 8 McKenna Hughes 2005
- 8) 7 Kim Pietro 1997
- 7 **McKenna Hughes 2004**
- 7 **McKenna Hughes 2006**

Runs

- 1) 72 Tiff Tootle 1992
- 2) 69 Tiff Tootle 1993
- 3) 60 Tricia Popowski 1991
- 4) 57 Dana Fulmer..... 1995
- 5) 54 Chanda Lee..... 1997
- 54 Tina Plew 1995
- 54 Christie Dammer . 1994
- 8) 53 Tina Plew 1994
- 9) 52 Tina Plew 1997
- 10) 51 Toinette Reed 1992

Runs Batted In

- 1) 61 Dana Fulmer..... 1992
- 2) 56 Dana Fulmer..... 1993
- 3) 54 Tina Plew 1997
- 4) 53 Dana Fulmer..... 1994
- 5) 43 Tina Plew 1996
- 6) 41 Shannon Gregg.... 1988
- 41 Carrie Lyons..... 1995
- 8) 40 Karen Sanchelli 1988
- 40 Tricia Popowski 1988
- 40 Kim Pietro 1999

Stolen Bases

- 1) 51 Tiff Tootle 1992
- 2) 37 Tiff Tootle 1993
- 3) 31 Chanda Lee..... 1997
- 4) 26 Dana Fulmer 1995
- 5) 23 Toinette Reed 1992
- 23 Chanda Lee..... 1995
- 7) 22 Tiff Tootle 1991
- 8) 19 Christie Dammer . 1994
- 19 Tina Plew 1997
- 10) 17 Tricia Popowski 1991
- 17 Toinette Reed 1993

Walks

- 1) 40 Dana Fulmer..... 1995
- 2) 38 Tricia Popowski 1998
- 3) 32 Tricia Popowski 1989
- 32 Joyce McMillin 2000
- 5) 31 Kim Pietro 1999
- 6) 30 Toinette Reed 1993
- 7) 28 Sonya Smith 1985
- 28 Dawn Lantiere 1992
- 28 Joyce McMillin 2001
- 28 Amber Curtis..... 2002

Slugging Percentage

- 1) .685 Tricia Popowski 1991
- 2) .673 Dana Fulmer..... 1994
- 3) .634 Tricia Popowski 1988
- 4) .626 Kim Pietro 1999
- 5) .623 Tiff Tootle 1993
- 6) .606 Tricia Popowski 1989
- .606 Tina Plew 1996
- 8) .589 Dana Fulmer..... 1995
- .589 Joyce McMillin 1999
- 10) .576 Kim Pietro 1998



Tiff Tootle was a three-time All-American for the Gamecocks. Her 351 career hits currently ranks ninth in NCAA Division I history.

SOUTH CAROLINA



2007 GAMECOCK SOFTBALL

Single-Season Pitching Records

Earned Run Average

(Min. 45 innings pitched)

| | | | |
|-----|------|----------------------|------|
| 1) | 0.10 | Darlene Lowery..... | 1983 |
| 2) | 0.38 | Trinity Johnson..... | 1997 |
| 3) | 0.39 | Darlene Lowery..... | 1987 |
| 4) | 0.41 | Angie Lear..... | 1988 |
| 5) | 0.56 | Nikki Beers..... | 1997 |
| 6) | 0.57 | Darlene Lowery..... | 1985 |
| 7) | 0.70 | Trinity Johnson..... | 1995 |
| 8) | 0.71 | Cindy Long..... | 1984 |
| 9) | 0.76 | Darlene Lowery..... | 1986 |
| 10) | 0.78 | Charity Ballard..... | 1992 |

Wins

| | | | |
|----|----|----------------------|------|
| 1) | 34 | Trinity Johnson..... | 1997 |
| 2) | 32 | Darlene Gareis..... | 1994 |
| 3) | 31 | Angie Lear..... | 1991 |
| 4) | 30 | Gretchen Koenig..... | 1988 |
| 5) | 29 | Megan Matthews..... | 1999 |
| 6) | 28 | Angie Lear..... | 1990 |
| 7) | 27 | Trinity Johnson..... | 1995 |
| 8) | 26 | Megan Matthews..... | 2000 |
| 9) | 25 | Angie Lear..... | 1989 |
| | 25 | Darlene Gareis..... | 1992 |

Saves

| | | | |
|----|----------|--------------------------|-------------|
| 1) | 9 | Megan Matthews..... | 1999 |
| 2) | 6 | Aleca Johnson..... | 2002 |
| 3) | 5 | Aleca Johnson..... | 2005 |
| 4) | 4 | Darlene Lowery..... | 1987 |
| | 4 | Trinity Johnson..... | 1997 |
| | 4 | Megan Matthews..... | 2001 |
| | 4 | Aleca Johnson..... | 2003 |
| 8) | 3 | Megan Matthews..... | 2000 |
| | 3 | Aleca Johnson..... | 2004 |
| | 3 | Kate Pouliot..... | 2006 |

Complete Games

| | | | |
|-----|----|----------------------|------|
| 1) | 37 | Megan Matthews..... | 2000 |
| 2) | 36 | Angie Lear..... | 1990 |
| 3) | 32 | Gretchen Koenig..... | 1988 |
| | 32 | Darlene Gareis..... | 1994 |
| | 32 | Trinity Johnson..... | 1997 |
| | 32 | Megan Matthews..... | 2001 |
| 7) | 31 | Angie Lear..... | 1991 |
| 8) | 30 | Megan Matthews..... | 1999 |
| 9) | 26 | Darlene Lowery..... | 1987 |
| 10) | 25 | Darlene Gareis..... | 1992 |
| | 25 | Darlene Gareis..... | 1993 |
| | 25 | Trinity Johnson..... | 1995 |

Innings Pitched

| | | | |
|-----|-------|----------------------|------|
| 1) | 311.0 | Megan Matthews..... | 2000 |
| 2) | 292.2 | Angie Lear..... | 1990 |
| 3) | 292.0 | Megan Matthews..... | 1999 |
| 4) | 277.0 | Darlene Gareis..... | 1994 |
| 5) | 269.2 | Megan Matthews..... | 2001 |
| 6) | 269.0 | Gretchen Koenig..... | 1988 |
| 7) | 262.0 | Angie Lear..... | 1991 |
| 8) | 251.2 | Trinity Johnson..... | 1995 |
| 9) | 242.1 | Trinity Johnson..... | 1997 |
| 10) | 237.2 | Megan Matthews..... | 2002 |

Strikeouts

| | | | |
|-----|-----|----------------------|------|
| 1) | 399 | Trinity Johnson..... | 1997 |
| 2) | 367 | Trinity Johnson..... | 1995 |
| 3) | 317 | Megan Matthews..... | 2001 |
| 4) | 313 | Megan Matthews..... | 1999 |
| 5) | 295 | Darlene Lowery..... | 1985 |
| 6) | 266 | Trinity Johnson..... | 1996 |
| 7) | 264 | Darlene Lowery..... | 1987 |
| 8) | 262 | Darlene Lowery..... | 1983 |
| 9) | 237 | Megan Matthews..... | 2000 |
| 10) | 223 | Gretchen Koenig..... | 1988 |
| | 223 | Megan Matthews..... | 2002 |

Shutouts

| | | | |
|-----|----|----------------------|------|
| 1) | 24 | Trinity Johnson..... | 1997 |
| 2) | 18 | Darlene Lowery..... | 1983 |
| | 18 | Gretchen Koenig..... | 1988 |
| 4) | 17 | Angie Lear..... | 1991 |
| | 17 | Megan Matthews..... | 2001 |
| 6) | 16 | Angie Lear..... | 1990 |
| 7) | 14 | Darlene Lowery..... | 1985 |
| 8) | 12 | Charlene Manley..... | 1989 |
| | 12 | Darlene Gareis..... | 1992 |
| 10) | 11 | Darlene Lowery..... | 1987 |
| | 11 | Trinity Johnson..... | 1995 |
| | 11 | Megan Matthews..... | 2002 |

Darlene Lowery ♦ 1983, 1985 - 1987




One of the best pitchers in USC history ... Two-time All-American who's ERA record of 0.38 still ranks among the NCAA's best ... Ranks top five in eight USC pitching categories ... One of two USC pitchers to earn All-American status as a freshman ... Ended 1983 season with a 0.10 ERA

Gretchen Koenig ♦ 1985 - 1988



One of four pitchers to be named All-American at USC ... Fifth on the all-time Gamecock strikeout list with 469 strikeouts ... Served as an assistant coach for Carolina ... Named to the All-South Region team after leading Carolina in five pitching categories in 1988.

Megan Matthews ♦ 1999-2002



Named SEC Tournament MVP, pitching all 36 innings of USC's run to its second title ... Only Gamecock besides Trinity Johnson to earn SEC Player of the Week three times in one season ... Earned third-team All-American honors as a freshman, only the second Gamecock to do so ... Four-time All-Region Pitcher and named All-SEC as a freshman.



SOUTH CAROLINA



2007 GAMECOCK SOFTBALL

Pitching Records

South Carolina No-Hitters

| No. | Date | Pitcher | Opponent | Score |
|-----|----------|-----------------------|----------------------|-------|
| 1 | 1983 | Darlene Lowery | Villanova | 4-0 |
| 2 | 4/26/85 | Darlene Lowery | Furman | 4-0 |
| 3 | 3/21/85 | Darlene Lowery | Massachusetts | 1-0 |
| 4 | 3/25/85 | Darlene Lowery | Ohio | 5-0 |
| 5 | 3/6/86 | Darlene Lowery | Boston College | 6-0 |
| 6 | 3/11/87 | Darlene Lowery | Maine | 2-0 |
| 7 | 3/13/87 | Darlene Lowery | Temple | 5-0 |
| 8 | 4/18/87 | Darlene Lowery | Florida State | 1-0 |
| 9 | 4/26/87* | Darlene Lowery | East Carolina | 8-0 |
| 10 | 4/11/87 | Gretchen Koenig | George Mason | 4-0 |
| 11 | 3/30/88 | Gretchen Koenig | Baptist College | 15-0 |
| 12 | 3/13/88 | Gretchen Koenig | Florida State | 5-1 |
| 13 | 4/25/88 | Gretchen Koenig | UNC Charlotte | 18-0 |
| 14 | 4/3/89* | Charlene Manley | Coastal Carolina | 3-0 |
| 15 | 3/28/90 | Charity Ballard | Coastal Carolina | 8-0 |
| 16 | 2/13/93 | Darlene Gareis | Charleston So. | 10-0 |
| 17 | 4/23/94* | Darlene Gareis | UNC Charlotte | 12-0 |
| 18 | 2/22/95* | Trinity Johnson | George Southern | 4-0 |
| 19 | 3/27/95* | Darlene Gareis | Toledo | 4-0 |
| 20 | 3/13/96 | Trinity Johnson | Furman | 7-0 |
| 21 | 4/19/96 | Trinity Johnson | Centenary | 4-0 |
| 22 | 2/16/97* | Trinity Johnson | North Carolina | 1-0 |
| 23 | 3/12/97 | Sky Brown | Furman | 8-0 |
| 24 | 3/15/97 | Trinity Johnson | Florida | 5-0 |
| 25 | 3/27/97* | Trinity Johnson | Winthrop | 4-0 |
| 26 | 3/27/97 | Nikki Beers | Winthrop | 8-0 |
| 27 | 3/29/97 | Trinity Johnson | Kentucky | 10-0 |
| 28 | 4/17/97* | Trinity Johnson | East Carolina | 8-0 |
| 29 | 4/19/97 | Trinity Johnson | Georgia | 2-0 |
| 30 | 5/10/97 | Johnson/Beers | Auburn# | 9-0 |
| 31 | 3/14/99 | Joyce McMillin | Iona | 8-0 |
| 32 | 2/19/00 | Megan Matthews | Georgia State | 6-0 |
| 33 | 2/19/00 | Joyce McMillin | Georgia State | 8-0 |
| 34 | 3/11/00 | Megan Matthews | South Florida | 9-1 |
| 35 | 2/6/01 | Megan Matthews | Georgia Southern | 12-0 |
| 36 | 4/25/01 | Megan Matthews | Coastal Carolina | 8-0 |
| 37 | 3/27/02 | Megan Matthews | East Tennessee State | 9-0 |
| 38 | 4/21/02 | Megan Matthews | Florida | 1-0 |
| 39 | 5/1/02 | S. Johnson/A. Johnson | Coastal Carolina | 4-1 |
| 40 | 2/7/04 | A. Johnson | Charlotte | 8-0 |
| 41 | 4/21/04 | S. Johnson | Furman | 6-0 |

*-denotes perfect game
#-SEC Tournament



Charity Ballard



Nikki Beers



Sky Brown



Darlene Gareis



Aleca Johnson



Stacey Johnson



Trinity Johnson



Gretchen Koenig



Darlene Lowery



Charlene Manley



Megan Matthews



Joyce McMillin

South Carolina One-Hit Games (Since 1996)

| No. | Date | Pitcher | Score |
|-----|---------|--------------------------------------|-------|
| 1 | 2/14/96 | Sky Brown vs. Furman | 9-1 |
| 2 | 2/17/96 | Trinity Johnson vs. Georgia Southern | 3-0 |
| 3 | 3/30/96 | Nikki Beers vs. Coppin State | 17-0 |
| 4 | 3/31/96 | Sky Brown vs. Coppin State | 27-0 |
| 5 | 4/9/96 | Trinity Johnson vs. Coastal Carolina | 10-0 |
| 6 | 4/12/96 | Sky Brown vs. Florida Atlantic | 8-0 |
| 7 | 4/16/96 | Trinity Johnson vs. North Carolina | 2-1 |
| 8 | 4/16/96 | Sky Brown vs. North Carolina | 13-0 |
| 9 | 2/21/97 | Trinity Johnson vs. UCLA | 0-1 |
| 10 | 2/28/97 | Sky Brown vs. UMass | 1-0 |
| 11 | 3/8/97 | Nikki Beers vs. Indiana State | 9-0 |
| 12 | 3/9/97 | Nikki Beers vs. Illinois-Chicago | 1-0 |
| 13 | 3/16/97 | Trinity Johnson vs. Florida | 1-0 |
| 14 | 3/23/97 | Trinity Johnson vs. Ole Miss | 6-0 |
| 15 | 3/30/97 | Trinity Johnson vs. Kentucky | 8-0 |
| 16 | 4/13/97 | Trinity Johnson vs. LSU | 3-0 |
| 17 | 4/27/97 | Trinity Johnson vs. Auburn | 4-0 |
| 18 | 5/17/97 | Trinity Johnson vs. Kansas | 1-0 |
| 19 | 5/18/97 | Trinity Johnson vs. Kansas | 1-0 |
| 20 | 3/11/98 | Sky Brown vs. Georgia Tech | 8-0 |

| No. | Date | Pitcher | Score |
|-----|---------|---|-------|
| 21 | 5/8/98 | Sky Brown vs. Mississippi State | 2-0 |
| 22 | 2/13/98 | Joyce McMillin vs. New Mexico State | 2-0 |
| 23 | 2/20/99 | Nikki Beers vs. Georgia State | 8-0 |
| 24 | 2/28/99 | Megan Matthews vs. LSU | 2-1 |
| 25 | 3/6/99 | Joyce McMillin vs. Iowa | 3-2 |
| 26 | 3/14/99 | Megan Matthews vs. Iona | 3-0 |
| 27 | 4/3/99 | Joyce McMillin vs. Kentucky | 8-1 |
| 28 | 5/2/99 | Megan Matthews vs. Auburn | 4-0 |
| 29 | 3/15/00 | Joyce McMillin vs. Furman | 8-0 |
| 30 | 3/28/00 | Megan Matthews vs. Alabama | 1-0 |
| 31 | 3/18/01 | Megan Matthews vs. Mississippi State | 2-0 |
| 32 | 4/4/01 | Megan Matthews vs. Tennessee | 1-0 |
| 33 | 4/25/01 | Stacey Johnson vs. Coastal Carolina | 6-1 |
| 34 | 3/13/02 | Megan Matthews vs. Furman | 8-0 |
| 35 | 3/27/02 | Stacey Johnson vs. East Tennessee State | 14-0 |
| 36 | 4/23/03 | Melanie Henkes vs. Furman | 6-0 |
| 37 | 2/27/04 | Stacey Johnson vs. Princeton | 6-0 |
| 38 | 2/15/06 | Kate Pouliot vs. Winthrop | 6-0 |
| 40 | 3/19/06 | Jessica Barnes vs. Kentucky | 1-2 |



SOUTH CAROLINA



2007 GAMECOCK SOFTBALL

Pitching Records

10+ Strikeout Games (Since 1996)

| No. | Date | Pitcher (# of Ks) vs. Opponent | Score |
|-----|---------|---|-------|
| 1 | 2/17/96 | Trinity Johnson (13) vs. Georgia Southern | 3-0 |
| 2 | 2/24/96 | Trinity Johnson (12) vs. Georgia Tech | 1-0 |
| 3 | 2/25/96 | Trinity Johnson (10) vs. Georgia State | 6-0 |
| 4 | 3/2/96 | Trinity Johnson (11) vs. Texas A&M | 1-0 |
| 5 | 3/13/96 | Trinity Johnson (15) vs. Furman+ | 7-0 |
| 6 | 3/21/96 | Trinity Johnson (14) vs. Oklahoma | 0-2 |
| 7 | 3/22/96 | Trinity Johnson (10) vs. Cal State Northridge | 2-1 |
| 8 | 3/23/96 | Trinity Johnson (12) vs. UNLV | 0-4 |
| 9 | 3/31/96 | Sky Brown (10) vs. Coppin State | 27-0 |
| 10 | 4/9/96 | Trinity Johnson (10) vs. Coastal Carolina | 10-0 |
| 11 | 4/12/96 | Trinity Johnson (13) vs. Florida State | 2-4 |
| 12 | 4/12/96 | Trinity Johnson (10) vs. Campbell | 4-3 |
| 13 | 4/16/96 | Trinity Johnson (15) vs. North Carolina | 2-1 |
| 14 | 4/19/96 | Trinity Johnson (11) vs. Centenary* | 4-0 |
| 15 | 2/16/97 | Trinity Johnson (12) vs. North Carolina+ | 1-0 |
| 16 | 3/1/97 | Trinity Johnson (11) vs. Southwestern La. | 3-0 |
| 17 | 3/2/97 | Trinity Johnson (12) vs. Texas A&M | 4-1 |
| 18 | 3/2/97 | Trinity Johnson (10) vs. Washington | 1-0 |
| 19 | 3/7/97 | Trinity Johnson (19) vs. Indiana | 6-5 |
| 20 | 3/9/97 | Trinity Johnson (13) vs. Iowa | 2-0 |
| 21 | 3/9/97 | Trinity Johnson (10) vs. Michigan | 2-0 |
| 22 | 3/15/97 | Trinity Johnson (10) vs. Florida* | 5-0 |
| 23 | 3/19/97 | Trinity Johnson (14) vs. Princeton | 2-0 |
| 24 | 3/22/97 | Trinity Johnson (10) vs. Mississippi State | 4-0 |
| 25 | 3/23/97 | Trinity Johnson (11) vs. Ole Miss | 6-0 |
| 26 | 3/23/97 | Nikki Beers (11) vs. Ole Miss | 3-0 |
| 27 | 3/27/97 | Trinity Johnson (15) vs. Winthrop+ | 4-0 |
| 28 | 3/29/97 | Trinity Johnson (13) vs. Kentucky* | 10-0 |
| 29 | 3/30/97 | Trinity Johnson (11) vs. Kentucky | 8-0 |
| 30 | 3/30/97 | Nikki Beers (10) vs. Kentucky | 10-2 |
| 31 | 4/3/97 | Trinity Johnson (13) vs. Georgia Tech | 3-0 |
| 32 | 4/5/97 | Trinity Johnson (10) vs. Tennessee | 1-0 |
| 33 | 4/13/97 | Trinity Johnson (11) vs. LSU | 3-0 |
| 34 | 4/17/97 | Trinity Johnson (14) vs. East Carolina+ | 8-0 |
| 35 | 4/19/97 | Trinity Johnson (14) vs. Georgia* | 2-0 |
| 36 | 4/19/97 | Nikki Beers (10) vs. Georgia | 3-0 |
| 37 | 4/20/97 | Trinity Johnson (14) vs. Georgia | 2-0 |
| 38 | 4/26/97 | Trinity Johnson (14) vs. Alabama | 2-0 |
| 39 | 4/27/97 | Trinity Johnson (14) vs. Auburn | 4-0 |
| 40 | 5/9/97 | Trinity Johnson (10) vs. Florida | 6-1 |
| 41 | 5/17/97 | Trinity Johnson (15) vs. Kansas | 1-0 |
| 42 | 5/22/97 | Trinity Johnson (10) vs. Washington | 0-6 |

| No. | Date | Pitcher (# of Ks) vs. Opponent | Score |
|-----|---------|---|-------|
| 43 | 2/18/99 | Megan Matthews (10) vs. Georgia Southern | 5-0 |
| 44 | 2/27/99 | Megan Matthews (11) vs. Florida State | 1-0 |
| 45 | 2/28/99 | Megan Matthews (10) vs. LSU | 2-1 |
| 46 | 3/4/99 | Megan Matthews (13) vs. Illinois-Chicago | 4-0 |
| 47 | 3/5/99 | Megan Matthews (14) vs. Alabama | 5-4 |
| 48 | 3/14/99 | Megan Matthews (14) vs. Iowa | 3-0 |
| 49 | 4/7/99 | Joyce McMillin (10) vs. Campbell | 8-0 |
| 50 | 4/9/99 | Megan Matthews (11) vs. Tennessee | 2-1 |
| 51 | 4/23/99 | Megan Matthews (11) vs. Georgia | 1-0 |
| 52 | 5/1/99 | Megan Matthews (10) vs. Alabama | 0-2 |
| 53 | 2/13/00 | Megan Matthews (10) vs. Tenn. - Chattanooga | 3-1 |
| 54 | 2/19/00 | Megan Matthews (16) vs. Georgia State* | 6-0 |
| 55 | 2/16/01 | Megan Matthews (10) vs. Washington | 5-3 |
| 56 | 2/24/01 | Megan Matthews (15) vs. Oklahoma | 4-0 |
| 57 | 3/6/01 | Stacey Johnson (10) vs. Pittsburgh | 3-0 |
| 58 | 3/6/01 | Megan Matthews (17) vs. Pittsburgh | 3-0 |
| 59 | 3/14/01 | Megan Matthews (12) vs. Southern Miss | 4-0 |
| 60 | 3/18/01 | Megan Matthews (11) vs. Mississippi State | 2-0 |
| 61 | 4/25/01 | Megan Matthews (10) vs. Coastal Carolina+ | 8-0 |
| 62 | 5/12/01 | Megan Matthews (10) vs. Arkansas | 1-0 |
| 63 | 2/9/02 | Stacey Johnson (11) vs. Florida Atlantic | 0-1 |
| 64 | 2/13/02 | Megan Matthews (10) vs. Georgia Southern | 1-0 |
| 65 | 2/16/02 | Megan Matthews (13) vs. UAB | 5-0 |
| 66 | 2/17/02 | Megan Matthews (11) vs. Jacksonville State | 0-2 |
| 67 | 3/2/00 | Megan Matthews (12) vs. Missouri | 6-0 |
| 68 | 3/27/02 | Megan Matthews (12) vs. East Tennessee State* | 9-0 |
| 69 | 5/4/02 | Aleca Johnson (10) vs. Ole Miss | 10-0 |
| 70 | 5/16/02 | Megan Matthews (11) vs. Eastern Kentucky | 2-1 |
| 71 | 2/14/03 | Stacey Johnson (10) vs. UNLV | 6-0 |
| 72 | 4/23/03 | Melanie Henkes (11) vs. Furman | 6-0 |
| 73 | 3/16/04 | Stacey Johnson (10) vs. Arkansas | 6-1 |
| 74 | 3/16/04 | Melanie Henkes (10) vs. Arkansas | 2-1 |
| 75 | 2/11/06 | Christie Hamilton (12) vs. FAU | 2-1 |
| 76 | 2/12/06 | Christie Hamilton (10) vs. East Carolina | 1-2 |
| 77 | 2/15/06 | Kate Pouliot (12) vs. Winthrop | 6-0 |
| 78 | 2/26/06 | Christie Hamilton (10) vs. NC State | 3-0 |
| 79 | 2/26/06 | Jessica Barnes (15) vs. Georgia Southern | 7-0 |
| 80 | 2/28/06 | Kate Pouliot (10) vs. Campbell | 5-4 |
| 81 | 3/15/06 | Christie Hamilton (12) vs. Eastern Kentucky | 6-1 |
| 82 | 3/21/06 | Jessica Barnes (11) vs. College of Charleston | 7-0 |
| 83 | 4/22/06 | Christie Hamilton (10) vs. Ole Miss | 3-2 |

*Denotes no-hitter

+Denotes perfect game

Opponent Records

| Batting — Season | |
|------------------|-------------------|
| Batting Average |260 (2005) |
| Runs |207 (2005) |
| At Bats |1,849 (1995) |
| Hits |389 (1992) |
| Singles |338 (1992) |
| Doubles |64 (2000) |
| Triples |15 (1994) |
| Home Runs |51 (2005) |
| Runs Batted In |187 (2005) |
| Stolen Bases |42 (2002) |
| Sacrifices |58 (89/98) |
| Walks |126 (2006) |
| Strikeouts |546 (1997) |
| Hit By Pitches |32 (2000) |

| Fielding — Season | |
|-----------------------------|-----------------------|
| Highest Fielding Percentage |964 (1986, 2006) |
| Lowest Fielding Percentage |924 (1994) |
| Total Chances |2,230 (1995) |
| Putouts |1,454 (1995) |
| Assists |688 (2000) |
| Errors |153 (1994) |
| Fewest Errors |51 (1986) |
| Double Plays |20 (2000) |

| Pitching — Season | |
|----------------------------|----------------------|
| Shutouts |13 (2000) |
| Consecutive Shutouts |4 (92/98/00/05) |
| Innings Pitched |465.1 (2000) |
| Hits Allowed |571 (1992) |
| Fewest Hits Allowed |147 (1984) |
| Runs Allowed |329 (1992) |
| Fewest Runs Allowed |80 (1984) |
| Lowest Earned Run Average |1.70 (1985) |
| Highest Earned Run Average |5.47 (1992) |
| Walks Allowed |173 (1992) |
| Strikeouts |282 (2002) |
| Hit Batters |24 (1994) |

| Batting — Game | |
|-------------------------|---|
| Runs |16, by Erskine (1977) 16, by Tennessee (2000) |
| Hits |19, by Arizona State (9 innings) (1989) |
| Singles |16, by Arizona State (9 innings) (1989) |
| Doubles |5, by Louisiana Tech (1993) |
| Triples |3, by Florida State (most recent) (1994) |
| Home Runs |4, by Alabama (2006) |
| Runs Batted In |12, by Tennessee (2005) |
| Strikeouts |22, by Indiana (10 inn.) (1985) |
| Consecutive Baserunners |8, by Kansas (1986) |



SOUTH CAROLINA



2007 GAMECOCK SOFTBALL

Year-by-Year Hitting Leaders

Batting Average

| | | |
|-------------|---------------------------------------|-----------------|
| 1982 | Shirley Burton |360 |
| 1983 | Lindi James |351 |
| 1984 | Lindi James |302 |
| 1985 | Shirley Burton |287 |
| 1986 | Karen Sanchelli |324 |
| 1987 | Karen Sanchelli |403 |
| 1988 | Karen Sanchelli |366 |
| 1989 | Tricia Popowski |354 |
| 1990 | Michelle Deloso |340 |
| 1991 | Tiff Tootle |416 |
| 1992 | Tiff Tootle |494 |
| 1993 | Tiff Tootle |473 |
| 1994 | Dana Fulmer |429 |
| 1995 | Tina Plew |357 |
| 1996 | Chanda Lee |398 |
| 1997 | Chanda Lee |354 |
| 1998 | Kim Pietro |333 |
| 1999 | Kim Pietro |419 |
| 2000 | Jodi Fittro |307 |
| 2001 | Joyce McMillin |283 |
| 2002 | Adrianna Baggetta |353 |
| 2003 | Danielle Quinones |318 |
| 2004 | Nancy Crane |329 |
| 2005 | Meghan Cornett, Jessica Josker |363 |
| 2006 | Jessica Josker |271 |

At Bats

| | | |
|-------------|----------------------------|-----------------|
| 1982 | Lindi James |110 |
| 1983 | Lindi James |134 |
| 1984 | Lindi James |106 |
| 1985 | Shirley Burton, Cindy Long |129 |
| 1986 | Dena Sikole |134 |
| 1987 | Marianne DiRupo |150 |
| 1988 | Marianne DiRupo |211 |
| 1989 | Michelle Deloso |183 |
| | Marianne DiRupo |183 |
| 1990 | Tricia Popowski |223 |
| 1991 | Tiff Tootle |219 |
| 1992 | Tiff Tootle |249 |
| 1993 | Tiff Tootle |207 |
| 1994 | Tina Plew |221 |
| 1995 | Tina Plew |241 |
| 1996 | Chanda Lee |171 |
| 1997 | Tina Plew |216 |
| 1998 | Kim Schultze |187 |
| 1999 | Kendra McCutcheon |220 |
| 2000 | Joyce McMillin |215 |
| 2001 | Debralee Troesh |201 |
| 2002 | Jodi Fittro |230 |
| 2003 | Amber Curtis |194 |
| 2004 | Nancy Crane |174 |
| 2005 | Jessica Josker |193 |
| 2006 | Jessica Josker |181 |

Hits

| | | |
|------|-----------------|----------|
| 1982 | Shirley Burton |36 |
| 1983 | Lindi James |47 |
| 1984 | Lindi James |32 |
| 1985 | Shirley Burton |37 |
| 1986 | Karen Sanchelli |36 |
| 1987 | Karen Sanchelli |60 |
| 1988 | Tricia Popowski |68 |
| | Karen Sanchelli |68 |
| 1989 | Tricia Popowski |62 |
| 1990 | Michelle Deloso |72 |
| 1991 | Tiff Tootle |91 |
| 1992 | Tiff Tootle |123 |
| 1993 | Tiff Tootle |98 |
| 1994 | Dana Fulmer |88 |
| 1995 | Tina Plew |86 |
| 1996 | Chanda Lee |68 |
| 1997 | Chanda Lee |74 |
| 1998 | Kim Pietro |59 |
| 1999 | Kim Pietro |83 |

| | | |
|-------------|-----------------------|----------------|
| 2000 | Joyce McMillin |64 |
| 2001 | Joyce McMillin |52 |
| 2002 | Meghan Cornett |61 |
| 2003 | Amber Curtis |58 |
| 2004 | Nancy Crane |57 |
| 2005 | Jessica Josker |70 |
| 2006 | Jessica Josker |49 |

Doubles

| | | |
|-------------|---------------------------------------|----------------|
| 1982 | Pat Dufficy |7 |
| 1983 | Lindi James |5 |
| 1984 | Lisa DaCruz |5 |
| 1985 | Cindy Long |5 |
| 1986 | Marianne DiRupo |4 |
| | Karen Sanchelli |4 |
| 1987 | Karen Sanchelli |16 |
| 1988 | Tricia Popowski |17 |
| 1989 | Tricia Popowski |10 |
| 1990 | Andrea Beall |11 |
| 1991 | Tricia Popowski |14 |
| 1992 | Jana Zimmerman |11 |
| 1993 | Dana Fulmer |10 |
| 1994 | Shani Cannon |16 |
| 1995 | Tina Plew |21 |
| 1996 | Sky Brown, Tina Plew |10 |
| 1997 | Kim Pietro |16 |
| 1998 | Kim Pietro |16 |
| 1999 | Kim Pietro |16 |
| 2000 | Sondra Hall |15 |
| 2001 | Megan Donohoo |10 |
| 2002 | Amber Curtis |12 |
| 2003 | Danielle Quinones |17 |
| 2004 | Ashley Smith |12 |
| 2005 | Meghan Cornett, McKenna Hughes |10 |
| 2006 | McKenna Hughes, Jessica Josker |11 |

Triples

| | | |
|-------------|-----------------------|---------------|
| 1982 | Shirley Burton |3 |
| 1983 | Pat Dufficy |2 |
| 1984 | Lindi James |3 |
| 1985 | Shirley Burton |4 |
| 1986 | Karen Sanchelli |2 |
| 1987 | Marianne DiRupo |3 |
| 1988 | Tricia Popowski |13 |
| 1989 | Tricia Popowski |11 |
| 1990 | Tricia Popowski |12 |
| 1991 | Tricia Popowski |15 |
| 1992 | Dana Fulmer |12 |
| 1993 | Tiff Tootle |7 |
| 1994 | Dana Fulmer |12 |
| 1995 | Tina Plew |10 |
| 1996 | Tina Plew |9 |
| 1997 | Tina Plew |9 |
| 1998 | Kim Pietro |3 |
| 1999 | Kim Pietro |5 |
| | Joyce McMillin |5 |
| | Megan Matthews |5 |
| 2000 | Jodi Fittro |2 |
| | Adrianna Baggetta |2 |
| 2001 | Joyce McMillin |3 |
| 2002 | Melissa Sandel |3 |
| 2003 | Kim Evans |3 |
| 2004 | Nancy Crane |2 |
| 2005 | Jessica Josker |3 |
| 2006 | Lisa Longo |2 |

Home Runs

| | | |
|------|-----------------|--------|
| 1982 | Lindi James |2 |
| 1983 | Four with |1 |
| 1984 | Lindi James |2 |
| 1985 | Karen Sanchelli |4 |
| 1986 | none |0 |
| 1987 | Shannon Gregg |2 |
| 1988 | Shannon Gregg |5 |
| 1989 | Tricia Popowski |4 |
| 1990 | Tricia Popowski |4 |
| | Jana Zimmerman |4 |
| 1991 | Tricia Popowski |8 |
| 1992 | Jana Zimmerman |6 |
| 1993 | Dana Fulmer |5 |
| 1994 | Shani Cannon |6 |

| | | |
|-------------|-----------------------|---------------|
| | Christie Dammer |6 |
| | Tina Plew |6 |
| 1995 | Dana Fulmer |6 |
| 1996 | Tina Plew |4 |
| 1997 | Carrie Lyons |5 |
| 1998 | Kim Pietro |7 |
| 1999 | Joyce McMillin |9 |
| 2000 | Joyce McMillin |8 |
| 2001 | Joyce McMillin |6 |
| 2002 | Adrianna Baggetta |6 |
| | Meghan Cornett |6 |
| | Amber Curtis |6 |
| | Samantha Jennings |6 |
| 2003 | Debralee Troesh |10 |
| 2004 | Samantha Jennings |9 |
| 2005 | McKenna Hughes |8 |
| 2006 | McKenna Hughes |7 |

Runs

| | | |
|-------------|-----------------------|----------------|
| 1982 | Shirley Burton |20 |
| 1983 | Pat Dufficy |25 |
| 1984 | Lindi James |17 |
| 1985 | Sonya Smith |32 |
| 1986 | Dena Sikole |14 |
| 1987 | Kathleen Berdis |20 |
| 1988 | Tricia Popowski |41 |
| 1989 | Tricia Popowski |46 |
| 1990 | Stacy Agee |47 |
| 1991 | Tricia Popowski |60 |
| 1992 | Tiff Tootle |72 |
| 1993 | Tiff Tootle |69 |
| 1994 | Christie Dammer |54 |
| 1995 | Dana Fulmer |57 |
| 1996 | Chanda Lee |41 |
| 1997 | Chanda Lee |54 |
| 1998 | Kim Pietro |37 |
| 1999 | Kim Pietro |42 |
| 2000 | Joyce McMillin |36 |
| 2001 | Megan Donohoo |28 |
| | Joyce McMillin |28 |
| 2002 | Meghan Cornett |38 |
| 2003 | Debralee Troesh |38 |
| | Amber Curtis |38 |
| 2004 | Nancy Crane |30 |
| 2005 | Jessica Josker |30 |
| 2006 | Ashton Payne |29 |

Runs Batted In

| | | |
|-------------|-----------------------|----------------|
| 1982 | Debbie Rohr |23 |
| 1983 | Debbie Rohr |15 |
| 1984 | Lindi James |13 |
| 1985 | Shirley Burton |22 |
| 1986 | Terri Huggins |16 |
| 1987 | Karen Sanchelli |25 |
| 1988 | Shannon Gregg |41 |
| 1989 | Marianne DiRupo |33 |
| 1990 | Tricia Popowski |36 |
| 1991 | Michelle Deloso |39 |
| | Tricia Popowski |39 |
| 1992 | Dana Fulmer |61 |
| 1993 | Dana Fulmer |56 |
| 1994 | Dana Fulmer |53 |
| 1995 | Carrie Lyons |41 |
| 1996 | Tina Plew |43 |
| 1997 | Tina Plew |54 |
| 1998 | Kim Schultze |31 |
| 1999 | Kim Pietro |40 |
| 2000 | Joyce McMillin |35 |
| 2001 | Joyce McMillin |34 |
| 2002 | Meghan Cornett |38 |
| 2003 | Debralee Troesh |38 |
| 2004 | Ashley Smith |29 |
| | McKenna Hughes |29 |
| 2005 | McKenna Hughes |36 |
| 2006 | McKenna Hughes |29 |

Stolen Bases

| | | |
|------|-----------------|---------|
| 1982 | Melissa Coulter |9 |
| 1983 | Pat Dufficy |10 |
| 1984 | Lindi James |13 |
| 1985 | Shirley Burton |7 |
| | Dena Sikole |7 |
| 1986 | Lynn Krohn |6 |

| | | |
|-------------|---------------------|----------------|
| | Dena Sikole |6 |
| 1987 | Sue Sproule |10 |
| 1988 | Tricia Popowski |13 |
| 1989 | Marianne DiRupo |15 |
| 1990 | Stacy Agee |10 |
| 1991 | Tiff Tootle |22 |
| 1992 | Tiff Tootle |51 |
| 1993 | Tiff Tootle |37 |
| 1994 | Christie Dammer |19 |
| 1995 | Dana Fulmer |26 |
| 1996 | Chanda Lee |12 |
| 1997 | Chanda Lee |31 |
| 1998 | Megan Donohoo |6 |
| 1999 | Kim Pietro |13 |
| 2000 | Kendra McCutcheon |10 |
| 2001 | Jodi Fittro |9 |
| 2002 | Jodi Fittro |3 |
| | Kim Evans |3 |
| 2003 | Nancy Crane |7 |
| 2004 | Nancy Crane |15 |
| 2005 | Lisa Longo |4 |
| 2006 | Ashton Payne |15 |

Walks

| | | |
|------|-------------------|---------|
| 1982 | Pat Dufficy |9 |
| 1983 | Shirley Burton |9 |
| | Debbie Rohr |9 |
| | Sonya Smith |9 |
| 1984 | Sonya Smith |16 |
| 1985 | Sonya Smith |28 |
| 1986 | Lisa DaCruz |23 |
| 1987 | Lisa DaCruz |24 |
| 1988 | Tricia Popowski |21 |
| 1989 | Tricia Popowski |32 |
| 1990 | Tricia Popowski |19 |
| 1991 | Tricia Popowski |38 |
| 1992 | Dawn Lantiere |28 |
| 1993 | Toinette Reed |30 |
| 1994 | Christie Dammer |17 |
| 1995 | Dana Fulmer |40 |
| 1996 | Carrie Lyons |23 |
| 1997 | Kim Pietro |18 |
| 1998 | Joyce McMillin |22 |
| 1999 | Kim Pietro |31 |
| 2000 | Joyce McMillin |32 |
| 2001 | Joyce McMillin |28 |
| 2002 | Amber Curtis |28 |
| 2003 | Danielle Quinones |21 |
| | Amber Curtis |21 |
| 2004 | Samantha Jennings |16 |
| 2005 | Meghan Cornett |23 |
| 2006 | Christie Hamilton |22 |

Slugging Percentage

| | | |
|-------------|-----------------------|-----------------|
| 1982 | Shirley Burton |460 |
| 1983 | Lindi James |401 |
| 1984 | Lindi James |443 |
| 1985 | Karen Sanchelli |480 |
| 1986 | Karen Sanchelli |396 |
| 1987 | Karen Sanchelli |544 |
| 1988 | Tricia Popowski |634 |
| 1989 | Tricia Popowski |606 |
| 1990 | Tricia Popowski |525 |
| 1991 | Tricia Popowski |685 |
| 1992 | Dana Fulmer |511 |
| 1993 | Tiff Tootle |623 |
| 1994 | Dana Fulmer |673 |
| 1995 | Dana Fulmer |589 |
| 1996 | Tina Plew |606 |
| 1997 | Tina Plew |519 |
| 1998 | Kim Pietro |576 |
| 1999 | Kim Pietro |626 |
| 2000 | Joyce McMillin |479 |
| 2001 | Joyce McMillin |462 |
| 2002 | Adrianna Baggetta |573 |
| 2003 | Danielle Quinones |571 |
| 2004 | Ashley Smith |518 |
| 2005 | Meghan Cornett |515 |
| 2006 | McKenna Hughes |438 |





2007 GAMECOCK SOFTBALL

Year-by-Year Pitching Leaders

Earned Run Average (Min. 45 inn.)

| | | |
|------|-------------------|-----------|
| 1983 | Darlene Lowery |0.10 |
| 1984 | Cindy Long |0.71 |
| 1985 | Darlene Lowery |0.57 |
| 1986 | Darlene Lowery |0.76 |
| 1987 | Darlene Lowery |0.39 |
| 1988 | Angie Lear |0.41 |
| 1989 | Charlene Manley |0.88 |
| 1990 | Angie Lear |0.84 |
| 1991 | Angie Lear |1.23 |
| 1992 | Charity Ballard |0.78 |
| 1993 | Darlene Gareis |1.51 |
| 1994 | Kim Sheridan |1.05 |
| 1995 | Trinity Johnson |0.70 |
| 1996 | Trinity Johnson |0.93 |
| 1997 | Trinity Johnson |0.38 |
| 1998 | Sky Brown |1.27 |
| 1999 | Megan Matthews |1.32 |
| 2000 | Megan Matthews |1.37 |
| 2001 | Megan Matthews |1.06 |
| 2002 | Aleca Johnson |1.39 |
| 2003 | Stacey Johnson |1.69 |
| 2004 | Aleca Johnson |1.11 |
| 2005 | Melanie Henkes |1.98 |
| 2006 | Christie Hamilton |2.18 |

Wins

| | | |
|------|-------------------|---------|
| 1983 | Darlene Lowery |23 |
| 1984 | Cindy Long |9 |
| 1985 | Darlene Lowery |24 |
| 1986 | Terri Huggins |13 |
| 1987 | Darlene Lowery |18 |
| 1988 | Gretchen Koenig |30 |
| 1989 | Angie Lear |25 |
| 1990 | Angie Lear |28 |
| 1991 | Angie Lear |31 |
| 1992 | Darlene Gareis |25 |
| 1993 | Darlene Gareis |21 |
| 1994 | Darlene Gareis |32 |
| 1995 | Trinity Johnson |27 |
| 1996 | Trinity Johnson |20 |
| 1997 | Trinity Johnson |34 |
| 1998 | Sky Brown |24 |
| 1999 | Megan Matthews |29 |
| 2000 | Megan Matthews |26 |
| 2001 | Megan Matthews |23 |
| 2002 | Megan Matthews |23 |
| 2003 | Melanie Henkes |19 |
| 2004 | Stacey Johnson |16 |
| 2005 | Melanie Henkes |10 |
| 2006 | Christie Hamilton |15 |

Saves

| | | |
|------|-----------------|--------|
| 1987 | Darlene Lowery |4 |
| 1988 | Gretchen Koenig |2 |
| 1989 | None | |
| 1990 | Angie Lear |2 |
| 1991 | None | |
| 1992 | Darlene Gareis |1 |

| | | |
|------|-------------------------|--------|
| 1993 | Kim Sheridan |1 |
| 1994 | None | |
| 1995 | Sky Brown, Kim Sheridan |2 |
| 1996 | Trinity Johnson |1 |
| 1997 | Trinity Johnson |4 |
| 1998 | Sky Brown, Nikki Beers |2 |
| 1999 | Megan Matthews |9 |
| 2000 | Megan Matthews |3 |
| 2001 | Megan Matthews |4 |
| 2002 | Aleca Johnson |6 |
| 2003 | Aleca Johnson |4 |
| 2004 | Aleca Johnson |3 |
| 2005 | Aleca Johnson |5 |
| 2006 | Kate Pouliot |3 |

Complete Games

| | | |
|------|-------------------|---------|
| 1983 | Darlene Lowery |26 |
| 1984 | Robin Baxter |20 |
| 1985 | Darlene Lowery |23 |
| 1986 | Terri Huggins |19 |
| 1987 | Darlene Lowery |20 |
| 1988 | Gretchen Koenig |32 |
| 1989 | Charlene Manley |24 |
| 1990 | Angie Lear |36 |
| 1991 | Angie Lear |31 |
| 1992 | Darlene Gareis |25 |
| 1993 | Darlene Gareis |25 |
| 1994 | Darlene Gareis |32 |
| 1995 | Trinity Johnson |25 |
| 1996 | Trinity Johnson |20 |
| 1997 | Trinity Johnson |32 |
| 1998 | Sky Brown |17 |
| 1999 | Megan Matthews |30 |
| 2000 | Megan Matthews |37 |
| 2001 | Megan Matthews |32 |
| 2002 | Megan Matthews |23 |
| 2003 | Melanie Henkes |14 |
| 2004 | Stacey Johnson |21 |
| 2005 | Kate Pouliot |10 |
| 2006 | Christie Hamilton |19 |

Innings Pitched

| | | |
|------|-----------------|------------|
| 1983 | Darlene Lowery |219.0 |
| 1984 | Robin Baxter |147.0 |
| 1985 | Darlene Lowery |207.0 |
| 1986 | Terri Huggins |198.0 |
| 1987 | Darlene Lowery |194.2 |
| 1988 | Gretchen Koenig |269.0 |
| 1989 | Charlene Manley |206.0 |
| 1990 | Angie Lear |292.2 |
| 1991 | Angie Lear |262.0 |
| 1992 | Darlene Gareis |203.1 |
| 1993 | Darlene Gareis |203.1 |
| 1994 | Darlene Gareis |277.0 |
| 1995 | Trinity Johnson |251.2 |
| 1996 | Trinity Johnson |188.0 |
| 1997 | Trinity Johnson |242.1 |
| 1998 | Sky Brown |232.0 |
| 1999 | Megan Matthews |292.0 |
| 2000 | Megan Matthews |311.0 |
| 2001 | Megan Matthews |269.2 |
| 2002 | Megan Matthews |237.2 |
| 2003 | Stacey Johnson |170.0 |
| 2004 | Stacey Johnson |179.1 |

| | | |
|------|-------------------|------------|
| 2005 | Kate Pouliot |112.1 |
| 2006 | Christie Hamilton |173.1 |

Strikeouts

| | | |
|------|-------------------|----------|
| 1983 | Darlene Lowery |262 |
| 1984 | Cindy Long |53 |
| 1985 | Darlene Lowery |295 |
| 1986 | Terri Huggins |119 |
| 1987 | Darlene Lowery |264 |
| 1988 | Gretchen Koenig |223 |
| 1989 | Angie Lear |66 |
| 1990 | Angie Lear |123 |
| 1991 | Angie Lear |79 |
| 1992 | Darlene Gareis |103 |
| 1993 | Kim Sheridan |69 |
| 1994 | Darlene Gareis |113 |
| 1995 | Trinity Johnson |367 |
| 1996 | Trinity Johnson |266 |
| 1997 | Trinity Johnson |399 |
| 1998 | Sky Brown |93 |
| 1999 | Megan Matthews |313 |
| 2000 | Megan Matthews |237 |
| 2001 | Megan Matthews |317 |
| 2002 | Megan Matthews |223 |
| 2003 | Stacey Johnson |133 |
| 2004 | Stacey Johnson |135 |
| 2005 | Melanie Henkes |81 |
| 2006 | Christie Hamilton |186 |

Shutouts

| | | |
|------|-------------------|---------|
| 1983 | Darlene Lowery |18 |
| 1984 | Cindy Long |6 |
| 1985 | Darlene Lowery |14 |
| 1986 | Terri Huggins |8 |
| 1987 | Darlene Lowery |11 |
| 1988 | Gretchen Koenig |18 |
| 1989 | Charlene Manley |12 |
| 1990 | Angie Lear |16 |
| 1991 | Angie Lear |17 |
| 1992 | Darlene Gareis |12 |
| 1993 | Darlene Gareis |9 |
| 1994 | Darlene Gareis |6 |
| 1995 | Trinity Johnson |11 |
| 1996 | Trinity Johnson |9 |
| 1997 | Trinity Johnson |24 |
| 1998 | Sky Brown |4 |
| 1999 | Megan Matthews |9 |
| 2000 | Megan Matthews |6 |
| 2001 | Megan Matthews |17 |
| 2002 | Megan Matthews |11 |
| 2003 | Melanie Henkes |6 |
| 2004 | Stacey Johnson |6 |
| 2005 | Melanie Henkes |4 |
| 2006 | Christie Hamilton |3 |





2007 GAMECOCK SOFTBALL

Gamecock All-Americans



Pat Dufficy
1982, '83 • Outfield

Pat Dufficy earned All-America honors in 1982 and 1983. Although an excellent outfielder for the Gamecocks, Dufficy made her mark at the plate. During the 1983 season, she led the team in home runs, triples, runs scored and stolen bases. During her two seasons at South Carolina, the Gamecocks posted a 55-19 record.



Lindi James
1983, '84 • Outfield

Lindi James earned All-America honors in 1983 and 1984. James was an excellent outfielder for the Gamecocks and an even better offensive player. She led the team for two-straight seasons in batting average, at bats, hits and slugging percentage.



Darlene Lowery
1983, '85 • Pitcher

Considered by many to be the best pitcher in the history of Gamecock softball, she earned All-America status in 1983 and 1985. She pitched nine career no-hitters and the highlight of her career was a perfect game in 1987 against East Carolina. Lowery is USC's third all-time strikeout leader with 874 and holds the lowest earned run average with a 0.38 mark.



Karen Sanchelli
1987, '88 • Catcher

Four-time letterwinner for South Carolina, Sanchelli graduated from USC in 1988. She earned All-America honors in 1987 and 1988. A powerful hitter who still ranks among USC's all-time leaders in home runs. She led South Carolina three consecutive seasons in batting average, hits and slugging percentage.



Gretchen Koenig
1988 • Pitcher

Koenig earned All-America honors in 1988 when she posted 30 wins for the Gamecocks. She ranks fifth on the all-time career strikeout list with 469. She led South Carolina in five categories including complete games, strikeouts, wins, innings pitched and shutouts. She finished her career with four no-hitters, including three during the 1988 season.



Michelle Delloso
1989, '90, '91 • Second Base

A 1991 USC graduate, Delloso earned All-America honors her sophomore, junior and senior years. Delloso amassed 251 hits during her career, fourth all-time at South Carolina. She also had a cumulative batting average of .320, with 118 runs, 22 doubles, 12 triples and 121 runs batted in. During her four-year career, the Gamecocks compiled a 193-53 record.



Tricia Popowski
1989, '90, '91 • Outfield

Popowski, one of only three Gamecocks to earn All-American status three times (1989-91), is the fourth all-time leading hitter in South Carolina history with 279 hits. Popowski also leads South Carolina in triples and walks. She ranks third in runs scored and doubles, and second in home runs. She still holds the NCAA Div I record for triples in a career.



2007 GAMECOCK SOFTBALL

Gamecock All-Americans



Tiff Tootle
1991, '92, '93 • Shortstop

Tootle completed her stellar career at USC as only the third three-time All-American (1991-93). She concluded her career as the NCAA's all-time leader in hits (351) and runs scored (207). In 1992 Tootle set all-time national records in hits (123) and runs scored (72). Holds four USC softball records and is arguably the greatest player in Gamecock history.



Dana Fulmer
1995 • Outfield

Fulmer, a 1995 graduate, was considered one of the top all-time power hitters for South Carolina, holding the school record for both RBI (199) and games played (268). Fulmer is also in the Carolina top five for batting average (2nd, .368), hits (2nd, 304), at bats (2nd, 826), home runs (3rd, 18), runs (4th 186), doubles (5th, 49), triples (3rd, 36) and walks (3rd, 91).



Trinity Johnson
1995, '96, '97 • Pitcher

Johnson ended her career as the fourth three-time NFCA All-American in school history. The 1996-97 Honda Award winner as the nation's best softball player garnered SEC Player of the Year (unanimous selection), SEC Tournament MVP and NCAA Regional Most Outstanding Player honors to her many accolades her senior year. Johnson concluded her impressive history at Carolina holding eight school records.



Tina Plew
1995, '97 • Catcher/Utility

Plew ended her career earning second-team NFCA All-American honors as a utility player in 1997 after earning third-team All-American honors as a catcher in 1995. One of Carolina's best hitters ever, Plew finished her career as Carolina's all-time leader in at bats (838) and doubles (57) and finished in the top five in batting average, games played, hits, runs, triples, home runs, RBI, stolen bases and sacrifices. Her 37 career triples ranks third all-time in NCAA Division I history.



Chanda Lee
1996 • Outfield

Lee, the team's leadoff hitter, led the team in batting average (.398), hits (68), runs (41) and stolen bases (12), while helping lead Carolina to its third straight NCAA Regional appearance in 1996. She only committed one error in 47 chances from her rightfield position. Lee finished her career in 1997 second on the stolen bases chart (74) and sixth in batting average (.347)



Kim Pietro
1999 • Outfield

Pietro, a centerfielder, led the team in batting average (.419), hits (83), runs (42) and doubles (16), while leading the Gamecocks to their third NCAA Regional appearance in four years in 1999. Pietro was also named SEC Player of the Year as well as being named a GTE Academic All-American. Pietro ended her Gamecock career sixth on the all-time hitters list with an average of .348.



Megan Matthews
1999 • Pitcher

Matthews became only the second freshman to earn All-America honors and the first since Darlene Lowery in 1983. Matthews ended 1999 leading the nation in saves (9) and leading the SEC in strikeouts (313) and wins (29). Matthews also earned All-Southeast Region first team and All-SEC second team honors in 1999.





2007 GAMECOCK SOFTBALL

Honors & Awards

All-America

| Year | Player | Position |
|------|-----------------|-------------|
| 1982 | Pat Dufficy | Outfield |
| 1983 | Pat Dufficy | Outfield |
| | Lindi James | Outfield |
| | Darlene Lowery | Pitcher |
| 1984 | Lindi James | Outfield |
| 1985 | Darlene Lowery | Pitcher |
| 1987 | Karen Sanchelli | Catcher |
| 1988 | Karen Sanchelli | Catcher |
| | Gretchen Koenig | Pitcher |
| 1989 | Michelle Deloso | Second Base |
| | Tricia Popowski | Outfield |
| 1990 | Michelle Deloso | Second Base |
| | Tricia Popowski | Outfield |
| 1991 | Michelle Deloso | Second Base |
| | Tricia Popowski | Outfield |
| | Tiff Tootle | Shortstop |
| 1992 | Tiff Tootle | Shortstop |
| 1993 | Tiff Tootle | Shortstop |
| 1995 | Dana Fulmer | Outfield |
| | Trinity Johnson | Pitcher |
| | Tina Plew | Catcher |
| 1996 | Trinity Johnson | Pitcher |
| | Chanda Lee | Outfield |
| 1997 | Trinity Johnson | Pitcher |
| | Tina Plew | Utility |
| 1999 | Kim Pietro | Outfield |
| | Megan Matthews | Pitcher |

Honda Award

1997 Trinity Johnson Pitcher

Fastpitch World Player of the Year

1997 Trinity Johnson Pitcher

USOC Softball Player of the Year

1997 Trinity Johnson Pitcher

MLBPAA Senior Fastpitch

Pitcher of the Year

1997 Trinity Johnson

Coaching Honors

Joyce Compton - NFCA Hall of Fame, 2002
 Joyce Compton - Region Coach of the Year
 1987, 1989, 1994, 1995, 1997
 Joyce Compton - SEC Coach of the Year - 1997,
 2002

NCAA Regionals

All-Tournament Team

| | | |
|------|---------------------------------|-------------|
| 1997 | Trinity Johnson..... | Pitcher* |
| | Nikki Beers..... | Pitcher |
| | Kim Schultze..... | Second Base |
| | Sondra Hall..... | Third Base |
| | Chanda Lee..... | Outfield |
| | Tina Plew..... | Outfield |
| 1999 | Megan Matthews..... | Pitcher |
| | Joyce McMillin..... | Utility |
| 2000 | Jodi Fittro..... | Outfield |
| 2002 | Meghan Cornett..... | Infield |
| | Aleca Johnson..... | Pitcher |
| | Debralee Troesh..... | Infield |
| 2003 | Kristin Hall..... | DP |
| | * Named Most Outstanding Player | |
| 2004 | McKenna Hughes..... | Utility |

SEC Player of the Year

| | | |
|------|----------------------|----------|
| 1997 | Trinity Johnson..... | Pitcher* |
| 1999 | Kim Pietro..... | Outfield |
| | *unanimous selection | |

SEC Female Athlete of the Year

| | | |
|------|----------------------|---------|
| 1997 | Trinity Johnson..... | Pitcher |
|------|----------------------|---------|

SEC Coach of the Year

| | |
|------|---|
| 1997 | Joyce Compton |
| 2002 | Joyce Compton (Co-Coach of the Year) |

SEC Scholar Athlete of the Year

| | |
|------|--------------|
| 2004 | Ashley Smith |
| 2005 | Ashley Smith |
| 2006 | Ashley Smith |

All-Freshmen Team

| | |
|------|-------------------|
| 2005 | Jessica Josker |
| 2006 | Christie Hamilton |

All-SEC

| | | |
|------|------------------------|------------------|
| 1997 | Trinity Johnson..... | Pitcher (1st)* |
| | Chanda Lee..... | Outfield (1st) |
| | Kim Pietro..... | Outfield (1st) |
| | Tina Plew..... | Utility (1st)* |
| | Kendra McCutcheon..... | Infield (2nd) |
| 1998 | Kim Pietro..... | Outfield (1st) |
| 1999 | Kim Pietro..... | Outfield (1st)* |
| | Megan Matthews..... | Pitcher (2nd) |
| | Joyce McMillin..... | Utility (2nd) |
| 2002 | Megan Matthews..... | Pitcher (2nd) |
| | Adrianna Baggetta..... | Outfield (2nd) |
| | Amber Curtis..... | Infield (2nd) |
| 2003 | Danielle Quinones..... | Infield (1st) |
| | Jodi Fittro..... | Outfield (2nd) |
| 2004 | Meghan Cornett..... | First Base (2nd) |
| | *unanimous selection | |

SEC All-Tournament Team

| | | |
|------|------------------------|-------------|
| 1997 | Trinity Johnson..... | Pitcher* |
| | Leanna Troesh..... | First Base |
| | Kim Schultze..... | Second Base |
| | Sky Brown..... | Third Base |
| | Kendra McCutcheon..... | Shortstop |
| | Tina Plew..... | Outfield |
| | Carrie Lyons..... | DP/UTL |
| 2000 | Megan Matthews..... | Pitcher* |
| | Jodi Fittro..... | Outfield |
| | Joyce McMillin..... | Outfield |
| 2001 | Megan Matthews..... | Pitcher |
| | Debralee Troesh..... | Second Base |
| | Megan Donohoo..... | Outfield |
| 2002 | Danielle Quinones..... | Catcher |
| | Samantha Jennings..... | Third Base |
| | Amber Curtis..... | Shortstop |
| | Adrianna Baggetta..... | Outfield |
| 2003 | Jodi Fittro..... | Outfield |
| | * Named Tournament MVP | |

SEC Academic Honor Roll

| | |
|------|--|
| 1997 | Nikki Beers, Carrie Elliott-Hoshour Chanda Lee, Karri Peters Kim Pietro, Tina Plew |
| 1998 | Carrie Elliott-Hoshour, Karri Peters Kim Pietro, Leanna Troesh |
| 1999 | Megan Donohoo, Kim Pietro Leanna Troesh, Jamie Williams |
| 2000 | Megan Donohoo, Megan Matthews Joyce McMillin, Jamie Williams |
| 2001 | Megan Donohoo, Jodi Fittro Megan Matthews, Joyce McMillin |
| 2002 | Megan Donohoo, Jodi Fittro, Megan Matthews, Joyce McMillin |

| | |
|------|---|
| 2003 | Adrianna Baggetta, Amber Curtis, Jodi Fittro, Kristin Hall, Samantha Jennings, Stacey Johnson, Danielle Quinones, Melissa Sandel, Debralee Troesh |
| 2004 | Meghan Cornett, Nancy Crane, Amber Curtis, Kristin Hall, Melanie Henkes, Samantha Jennings, Stacey Johnson, Melissa Sandel, Ashley Smith |
| 2005 | Meghan Cornett, Aleca Johnson, Kristin Hall, Melanie Henkes, McKenna Hughes, Ashley Smith, Darcy Norem, Margaret Person, Chrissy Schoonmaker |
| 2006 | Melanie Henkes, McKenna Hughes, Kristi Hutchins, Jessica Josker, Lisa Longo, Anna McDaniel, Stefanie Norman, Margaret Person, Kate Pouliot, Chrissy Schoonmaker, Ashley Smith, Whitney Wierzbicki |

NFCA National Player of the Week

| | | |
|------|----------------------|------------------|
| 1996 | Trinity Johnson..... | Mar. 27 |
| 1997 | Trinity Johnson..... | Feb. 26 & Mar. 5 |

SEC Pitcher of the Week

| | | |
|------|----------------------|-------------------------------|
| 1997 | Trinity Johnson..... | Mar. 19, 25 & Apr. 24 |
| | Nikki Beers..... | Apr. 15 |
| 1999 | Megan Matthews..... | Feb. 16, Mar. 9 & Apr. 27 |
| 2000 | Megan Matthews..... | Feb. 28 & April 3 |
| 2001 | Megan Matthews..... | Feb. 22, Mar. 19 & Apr. 30 |
| 2002 | Aleca Johnson..... | April 8 |
| 2003 | Melanie Henkes..... | Feb. 9 |
| | Stacey Johnson..... | Mar. 16, 30 |

SEC Player of the Week

| | | |
|------|---------------------|----------|
| 1997 | Chanda Lee..... | March 19 |
| 1998 | Kim Pietro..... | April 28 |
| 2002 | Amber Curtis..... | March 18 |
| | Meghan Cornett..... | April 15 |
| 2004 | Sammy Jennings..... | Feb. 9 |
| | Nancy Crane..... | March 22 |
| 2005 | Jessica Josker..... | Mar. 6 |
| | Meghan Cornett..... | Mar. 13 |

SEC Freshman of the Week

| | | |
|------|---------------------------|---------|
| 2006 | Ashton Payne..... | Feb. 27 |
| 2006 | Jacqueline Wetherbee..... | March 7 |

2004 CoSIDA District III Academic All-America

| | |
|------|-------------------------------------|
| 1996 | Beth Collett (INF), Chanda Lee (OF) |
| 1997 | Chanda Lee (OF) |
| 1998 | Kim Pietro (OF) |
| 1999 | Kim Pietro (OF) |
| 2003 | Danielle Quinones (INF) |
| 2004 | Ashley Smith (C) |
| 2005 | Ashley Smith (C) |
| 2006 | Ashley Smith (C) |

CoSIDA Academic All-America

| | |
|------|----------------------------|
| 2004 | Ashley Smith (Second Team) |
| 2005 | Ashley Smith (Third Team) |
| 2006 | Ashley Smith (First Team) |



2007 GAMECOCK SOFTBALL

Trinity Johnson --

1997 National Player of the Year -- 2004 USC Hall of Fame Inductee

The three-time National Fastpitch Coaches Association (NFCA) All-American capped off her stellar career at South Carolina by being named the Softball National Player of the Year when she was awarded the 1996-97 Honda Award for softball, making her a finalist for the Honda-Broderick Award given annually to the most outstanding female collegiate athlete. Johnson became the school's first Honda Award winner in any sport.

On Sept. 24 2004, Johnson was inducted into the University of South Carolina Hall of Fame along with former USC standouts: Mac White (baseball), Tom Owens (basketball), Bobby Richardson, Brandon Bennett (football), Ray Avant (boxing), Shannon Johnson (women's basketball, Olympic Medalist) and J.R. Wilburn (football & track).

Johnson is one of a quartet of pitchers who have helped set the standard of pitching excellence around the nation. Johnson, Darlene Lowery, Gretchen Koenig and Megan Matthews have helped make USC a national contender every season.



Johnson was South Carolina's first Honda Award winner in any sport.

The Honda Award was among the many awards Johnson received during and following her senior year. Other honors include:

- One of 10 finalists for the James E. Sullivan Award - given to the top amateur athlete in the U.S.
- United States Olympic Committee (USOC) Softball Player of the Year
- SEC Female Athlete of the Year
- Major League Players Alumni Association Fastpitch Pitcher of the Year
- SEC Player of the Year (unanimous choice)
- First-team All-SEC
- SEC Tournament Most Valuable Player
- First-team NFCA All-America
- First-team All-Southeast Region
- NCAA No. 2 Regional Most Outstanding Player
- Two-time NFCA Player of the Week
- Three-time SEC Pitcher of the Week
- Featured in Sports Illustrated "Faces in the Crowd" in the April 28, 1997 issue



Johnson, along with Ray Avant and Mac White, was inducted into the USC Hall of Fame on Sept. 24, 2004.

Tiffany "Tiff" Tootle --

Three-time All-American --

2006 USC Hall of Fame Inductee

A three-time All-American, Tiff Tootle remains one of the greatest players to ever go through the Gamecock program. A letterwinner from 1990-93, Tootle finished her career with the Gamecocks as the NCAA's all-time leader in hits (351) and runs scored (207). In 1992, she set the all-time national record for hits (123) and runs scored (72) in a season. Tootle is one of four Gamecock players to earn All-America status three times. In addition to career hits, Tootle is still Carolina's all-time career hitting leader with a .432 average and stolen bases with 114.

In September 2006, Tootle was inducted into the University of South Carolina Hall of Fame with fellow Gamecock greats Bob Crombie (track and field) Tim Lewis (baseball), B.J. McKie (men's basketball), Willie Scott (football), Steve Taneyhill (football) and Terrance Trammell (track and field). She is the second softball player to be inducted into the Hall and the seventh woman.



All-time softball great Tiff Tootle was inducted into the USC Hall in 2006.



- Three-time All-American
- Is South Carolina's all-time leader in hits and batting average and runs
- Also holds school record for stolen bases and runs
- Led the nation in hits and runs scored in 1992 and 1993
- Still ranks among the NCAA leaders in career batting average, runs, hits and stolen bases
- Ranks third in career at-bats for USC

Tiff and Coach Compton



SOUTH CAROLINA




2007 GAMECOCK SOFTBALL

Honors & Awards

All-Time Region Honors

| | |
|----------------------------|---------------|
| Stacy Agee..... | 1989-90 |
| Robin Baxter..... | 1983-84 |
| Andrea Beall..... | 1990-91 |
| Nikki Beers..... | 1997 |
| Sky Brown..... | 1996 |
| Shirley Burton..... | 1985 |
| Lisa DaCruz..... | 1984 |
| Christie Dammer..... | 1994 |
| Michelle Dellosa..... | 1988-89-90-91 |
| Chris Diemer..... | 1984-85 |
| Marianne DiRupo..... | 1986-87-88-89 |
| Pat Dufficy..... | 1982-83 |
| April Farr..... | 1996 |
| Dana Fulmer..... | 1992-93-94-95 |
| Darlene Gareis..... | 1994-95 |
| Terri Huggins..... | 1986 |
| Lindi James..... | 1983-84 |
| Trinity Johnson..... | 1995-96-97 |
| Jessica Josker..... | 2005 |
| Gretchen Koenig..... | 1988 |
| Angie Lear..... | 1990-91 |
| Chanda Lee..... | 1996-97 |
| Cindy Long..... | 1983-84-85 |
| Darlene Lowery..... | 1983-85-87 |
| Amy Lyons..... | 1983 |
| Megan Matthews..... | 1999-00-01-02 |
| Kendra McCutcheon..... | 1996 |
| Kim Pietro..... | 1997-98-99 |
| Tina Plew..... | 1994-95-96-97 |
| Tricia Popowski..... | 1988-89-90-91 |
| Toinette Reed..... | 1992-93-94 |
| Karen Sanchelli..... | 1986-87-88 |
| Dena Sikole..... | 1985 |
| Tiff Tootle..... | 1991-92-93 |
| Jana Zimmerman..... | 1992 |
| Danielle Quinones..... | 2003 |

***South Carolina was moved to the Central Region in 2001. Honors include Southeast and South Region selections.**



South Carolina has hosted six NCAA Regionals: 1982, 1983, 1994, 1995, 1997, 2002

Gamecocks in the NCAA's

Appearances: 14 (1982, 1983, 1988, 1989, 1994, 1995, 1996, 1997, 1999, 2000, 2001, 2002, 2003, 2004); **WCWS Appearances:** 3 (1983, 1989, 1997)
All-Time Record: 25-24; **WCWS Record:** 2-6

1982 South Regional -- Columbia, South Carolina
 Game 1 5/15/82 Creighton 7, South Carolina 0
 Game 2 5/16/82 Creighton 3, South Carolina 2

1983 South Regional -- Columbia, South Carolina
 Game 1 5/13/83 South Carolina 1, Cent. Mich. 0
 Game 2 5/14/83 Cent. Mich. 4, South Carolina 3
 Game 3 5/14/83 South Carolina 3, Cent. Mich. 0

1983 World Series -- Omaha, Nebraska
Game 2 5/25/83 S. Carolina 2, Texas A&M 0
Game 7 5/26/83 CS Ful 2, South Carolina 0
Game 9 5/28/83 South Carolina 2, Pacific 1
Game 12 5/28/83 UCLA 2, South Carolina 1 (17 inn.)

1988 Mideast Regional -- Tucson, Arizona
 Game 1 5/20/88 South Carolina 1, Minnesota 0
 Game 3 5/20/88 South Carolina 1, Arizona 0
 Game 4 5/21/88 Arizona 1, South Carolina 0
 Game 5 5/21/88 Arizona 4, South Carolina 3

1989 No. 8 Regional -- Tallahassee, Florida
 Game 1 5/19/89 South Carolina 2, Florida St. 1 (10 inn.)
 Game 3 5/19/89 South Carolina 3, La Tech 1
 Game 4 5/20/89 La. Tech 1, South Carolina 0 (nine inn.)
 Game 5 5/20/89 South Carolina 8, La Tech 2

1989 World Series -- Sunnyvale, California
Game 1 5/24/89 UCLA 3, South Carolina 0
Game 5 5/26/89 Oregon 1, South Carolina 0

1994 No. 2 Regional -- Columbia, South Carolina
 Game 1 5/20/94 UNLV 2, South Carolina 1 (eight inn.)
 Game 4 5/21/94 South Carolina 6, Georgia St. 1
 Game 5 5/21/94 UCLA 3, South Carolina 1

1995 No. 8 Regional -- Columbia, South Carolina
 Game 1 5/19/95 Hawaii 3, South Carolina 2
 Game 4 5/20/95 South Carolina 4, Campbell 1
 Game 5 5/20/95 Hawaii 2, South Carolina 0

1996 No. 2 Regional -- Ann Arbor, Michigan
 Game 1 5/17/96 S. Carolina 3, Notre Dame 0
 Game 3 5/18/96 Michigan 1, South Carolina 0
 Game 5 5/18/96 S. Carolina 6, Cent. Mich. 0
 Game 6 5/19/96 Michigan 10, S. Carolina 0

1997 No. 2 Regional -- Columbia, South Carolina
 Game 2 5/16/97 S. Carolina 5, UNC Greensboro 0
 Game 3 5/17/97 South Carolina 1, Kansas 0
 Game 6 5/18/97 South Carolina 1, Kansas 0

1997 World Series -- Oklahoma City, Okla.
Game 4 5/22/97 Washington 6, S. Carolina 0
Game 8 5/24/97 Michigan 1, South Carolina 0

1999 No. 4 Regional -- Fresno, California
 Game 2 5/20/99 Texas Tech 1, South Carolina 0
 Game 4 5/21/99 S. Carolina 2, Florida A&M 0
 Game 8 5/22/99 South Carolina 2, Pacific 1
 Game 9 5/22/99 Texas Tech 4, South Carolina 1

2000 No. 2 Regional -- Tucson, Arizona
 Game 3 5/18/00 South Carolina 10, UMass 0
 Game 6 5/19/00 Nebraska 11, South Carolina 1
 Game 8 5/20/00 South Carolina 7, Illinois State 4
 Game 9 5/20/00 Nebraska 9, South Carolina 0

2001 No. 7 Regional -- Iowa City, Iowa
 Game 3 5/17/01 DePaul 3, South Carolina 2 (nine innings)
 Game 5 5/18/01 Illinois St. 1, South Carolina 0

2002 No. 1 Regional -- Columbia, South Carolina
 Game 3 5/16/02 S. Carolina 2, EKU 1 (eight innings)
 Game 6 5/17/02 Georgia 1, South Carolina 0
 Game 10 5/18/02 South Carolina 9, Georgia 3
 Game 11 5/19/02 South Carolina 2, UCLA 1
 Game 12 5/19/02 UCLA 1, South Carolina 0

2003 No. 1 Regional -- Tucson, Ariz.
 Game 4 5/15/03 South Carolina 8, Princeton 7
 Game 8 5/16/03 Texas A&M 5, South Carolina 0
 Game 9 5/16/03 S. Carolina 5, CS Northridge 3
 Game 11 5/17/03 S. Carolina 5, Boston College 2
 Game 13 5/17/03 Texas A&M 6, South Carolina 3

2004 No. 1 Regional -- Tucson, Ariz.
 Game 3 5/20/04 La-Lafayette 1, S. Carolina 0
 Game 6 5/21/04 South Carolina 8, Centenary 3
 Game 10 5/21/04 Northwestern 5, S. Carolina 3



SOUTH CAROLINA



2007 GAMECOCK SOFTBALL

Letterwinners

A

Adams, Leslie 1990-91
 Agee, Stacy 1987-88-89-90
 Ahern, Maureen 1978-79-80-81
 Anderson, Anne 1981
 Anderson, Susan 1987-88
 Ashburn, Shirley 1980-81

B

Baggetta, Adrianna 1999-00-01-02
 Ballard, Charity 1990-91-92-93
 Jessica Barnes 2006
 Baxter, Robin 1982-83-84-85
 Beall, Andrea 1989-90-91-92
 Beers, Nikki 1996-97-98-99
 Berdis, Kathleen 1987-88
 Booth, Holly 1980-81
 Brown, Sky 1995-96-97-98
 Burdell, Star 1978-79-80-81
 Burton, Shirley 1982-83-84-85
 Butera, Jae 1982-83-84

C

Call, Louann 1982
 Cannon, Shani 1992-93-94-95
 Collett, Beth 1993-94-95-96
 Cornett, Meghan 2002-03-04-05
 Coulter, Melissa 1982-83-84
 Crane, Nancy 2001-02-03-04
 Culver, Heather 1999-00
 Curtis, Amber 2001-02-03-04

D

DaCruz, Lisa 1984-85-86-87
 Dammer, Christie 1994
 Dammer, Kelly 1995-96-97
 Davis, Jennifer 1993-94-95-96
 Dellosa, Michelle 1988-89-90-91
 DeRose, Dawn 1985
 Diemer, Chris 1983-84-85
 DiRupo, Marianne 1986-87-88-89
 Donohoo, Megan 1998-99-00-01
 Dufficy, Pat 1982-83
 Dutton, Robin 1989

E

Elliott-Hoshour, Carrie 1995-96-97-98
 Evanina, Tanya 1990-91-92-93
 Evans, Kim 2000-01-02-03

F

Farr, April 1993-94-95-96
 Feaster, Lorraine 1982
 Fredericks, Carri 1994-95
 Fittro, Jodi 2000-01-02-03
 Fuller, Laurie 1979-80-81
 Fulmer, Dana 1992-93-94-95

G

Gareis, Darlene 1992-93-94-95
 Genovese, Adrienne 1998-99-00-01
 Granteed, Michelle 1993
 Gregg, Shannon 1985-86-87-88
 Grotheer, Kelly 1986-87-88-89

H

Hall, Kristin 2002-03-04-05
 Hall, Sondra 1997-98-99-00
 Hamilton, Christie 2006
 Harper, Joni 1986
 Heathcock, Diane 1996
 Henning, Andrea 1986
 Henkes, Melanie 2003-04-05-06
 Huggins, Terri 1986-87 1990-91
Hughes, McKenna 2004-05-06
 Hutchins, Kristi 2005-06

J

Jabs, Heather 1988
 James, Lindi 1981-82-83-84
 Jenkins, Beth 1987-88
 Jennings, Samantha 2001-02-03-04
 Johnson, Aleca 2002-03-04-05
 Johnson, Michelle 1991
 Johnson, Stacey 2001-02-03-04
 Johnson, Trinity 1995-96-97
 Jones, Laurie 1980
 Jordan, Joni 1984
Josker, Jessica 2005-06

K

Kaiser, Kristie 1987
 Kirkland, Kelley 1989-90-91
 Kish, Diane 1981-82-83-84
 Koenig, Gretchen 1985-86-87-88
 Kordonowy, Kris 1989-90-91-92
 Krohn, Lynn 1984-86-87

L

Lamb, Bernadette 1993
 Lantieri, Dawn 1990-91-92-93
 Laskowski, Cheri 1989-90-91-92
 Lear, Angie 1988-89-90-91
 Lee, Chanda 1994-95-96-97
 Letak, Mandy 1999
 Long, Cindy 1983-84-85
Longo, Lisa 2005-06
 Love, Tami 1980
 Lowery, Darlene 1983-85-87
 Lyons, Amy 1980-81-82-83
 Lyons, Carrie 1993-95-96-97

M

Manley, Charlene 1989
Martinez, Becky 2005-06
 Matthew, Kathy 1986-87-88-89
 Matthews, Megan 1999-00-01-02
 McAlister, Marci 1984
 McClellan, Patti 1978-79-80-81
 McCutcheon, Kendra 1996-97-99-00
 McDaniel, Anna 2005-06
 McMillin, Joyce 1998-99-00-01
 Morrison, Kate 2000-01

N

Norem, Darcy 2004-05-06
 Norman, Stephanie 2005

P

Parker, Debie 1992-93-94-95
Payne, Ashton 2006
 Person, Margaret 2004-05-06
 Peters, Karri 1997-98
 Pietro, Kim 1996-97-98-99
 Plew, Tina 1994-95-96-97
 Popowski, Tricia 1988-89-90-91
Pouliot, Kate 2005-06

Q

Quinones, Danielle 2000-01-02-03

R

Reed, Toinette 1991-92-93-94
 Rogers, Tia 2002-03-04
 Rohr, Debbie 1980-81-82-83
 Rossilli, Vona 1985-86
 Russian, Sam 1999

S

Sacco, Jennifer 1984
 Sanchelli, Karen 1985-86-87-88
 Sandel, Melissa 2001-02-03-04
 Saunders, Linnea 1980-81
Schoonmaker, Chrissy 2004-05-06
 Schultze, Kim 1997-98-99-00
 Senn, Fran 1980-81
 Shealy, Lynn 1980
 Sheridan, Kim 1993-94-95-96
 Sikole, Dena 1985-86
 Smith, Ashley 2003-04-05-06
 Smith, Sonya 1981-83-84-85
 Sparks, Paula 1980
 Sproule, Sue 1987

T

Thompson, Dissy 1982
 Tootle, Tiff 1990-91-92-93
 Troesh, Debralee 2000-01-02-03
 Troesh, Leanna 1997-98-99

V

Vena, Bonnie 1979-80

W

Wallace, Cindy 1980-81
 Waters, Jama 1985-86-87
Wetherbee, Jacqueline 2006
Wierzbicki, Whitney 2005-06
 Williams, Jamie 1996, 1998-99-00

Z

Jana Zimmerman 1990-91-92





2007 GAMECOCK SOFTBALL



ALUMNI WEEKEND 2006



The weekend of April 29-30, Gamecock softball hosted an alumni weekend where former players came to cheer on the team as they played Auburn, and honored Coach Compton for 20 years of service to South Carolina softball. In addition to recognizing Coach Compton, the athletic department also recognized the 1997 World Series team and their 10th year anniversary. The event was a success and now the 2007 alumni weekend is scheduled for May 5-6 when the Gamecocks host Ole Miss.

SOUTH CAROLINA



2007 GAMECOCK SOFTBALL

All-Time Results

1974
Record: 6-3
Coach: Pam Backhaus

No scores available.

1975
Record: 8-4
Coach: Vivian Hamilton

| W-L | Opponent | Score |
|-----|--------------------|-------|
| L | Winthrop | 7-8 |
| W | Coker | 14-9 |
| W | Winthrop | 5-4 |
| W | Prentiss Institute | 18-3 |
| L | Delta State | 6-7 |
| W | Southern Miss | 15-4 |
| L | Delta State | 8-10 |
| W | Miss. College | 10-8 |
| W | Coker | 41-9 |
| W | Coker | 16-4 |
| W | Clafin | 14-6 |
| L | Winthrop | 3-8 |

1976
Record: 21-2
Coach: Frankie Porter

| W-L | Opponent | Score |
|-----|---------------------|-------|
| W | Rutgers | 6-4 |
| W | Clafin | 33-9 |
| W | Rutgers | 9-8 |
| W | Rutgers | 11-0 |
| W | Rutgers | 10-7 |
| W | Clafin | 10-1 |
| W | Barrington (R.I.) | 6-1 |
| W | Barrington (R.I.) | 7-3 |
| W | Voorhees | 27-5 |
| W | Furman | 30-6 |
| W | Winthrop | 6-5 |
| W | Mississippi State | 3-0 |
| W | Delta State | 17-2 |
| W | Miss. College | 17-13 |
| W | Miss. College | 12-11 |
| W | Winthrop | 21-4 |
| W | Voorhees | 16-1 |
| W | Erskine | 18-7 |
| W | Winthrop | 8-3 |
| W | Winthrop | 13-9 |
| L | *E. Stroudsburg St. | 0-10 |
| W | *Northern Oklahoma | 5-1 |
| L | *Texas-Arlington | 0-3 |

*AIAW World Series

1977
Record: 11-6
Coach: Elaine Taylor

| W-L | Opponent | Score |
|-----|-------------------|-------|
| W | Allen | 32-3 |
| W | Benedict | 27-6 |
| L | Rutgers | 6-13 |
| L | Indiana | 0-1 |
| L | Rutgers | 3-8 |
| L | Indiana | 0-2 |
| W | Barrington (R.I.) | 15-11 |
| L | Rutgers | N/A |
| W | Furman | 25-5 |
| W | Winthrop | 21-15 |
| W | Winthrop | 17-13 |
| W | Erskine | 16-1 |
| L | Erskine | 9-16 |

| | | |
|---|-----------|------|
| W | Coker | N/A |
| W | Limestone | 24-4 |
| W | Benedict | 5-3 |
| W | Erskine | 16-7 |

1978
Record: 9-5
Coach: Molly Maguire

| W-L | Opponent | Score |
|-----|--------------------|-------|
| W | Central Wesleyan | 19-0 |
| W | Limestone | 12-6 |
| W | Furman | 27-6 |
| W | E. Stroudsburg St. | 5-4 |
| W | Farleigh-Dickinson | 21-0 |
| L | Indiana | 5-10 |
| L | Trenton State | 2-5 |
| L | Rutgers | 0-4 |
| W | Erskine | 8-6 |
| W | Erskine | 1-0 |
| W | Winthrop | 7-4 |
| W | Winthrop | 3-2 |
| L | *Utah State | 0-11 |
| L | *Portland State | 7-10 |

*AIAW World Series

1979
Record: 38-14
Coach: Judy Martino

No scores available

1980
Record: 28-6
Coach: Judy Martino

| W-L | Opponent | Score |
|-----|-----------------------|-------|
| W | Northern Illinois | 7-0 |
| W | Ithaca | 3-2 |
| W | Ithaca | 7-0 |
| W | Northern Illinois | 6-4 |
| W | Montclair State | 5-0 |
| W | Rutgers | 4-0 |
| W | Trenton State | 7-0 |
| W | Massachusetts | 1-0 |
| W | Trenton State | 4-3 |
| W | Miami (Ohio) | 3-2 |
| L | East Stroudsburg | 1-5 |
| W | East Stroudsburg | 2-1 |
| W | Glassboro | 9-3 |
| W | Farleigh Dickinson | 7-0 |
| W | Northwestern Illinois | 4-0 |
| W | Cortland State | 7-1 |
| W | Onondago | 7-1 |
| W | Northwestern | 2-0 |
| W | Northwestern | 2-0 |
| W | Adelphi | 2-0 |
| W | Onondago | 6-0 |
| W | West Virginia | 7-0 |
| W | Adelphi | 2-1 |
| W | Texas Wesleyan | 1-0 |
| L | Sam Houston | 2-3 |
| W | North Texas State | 17-0 |
| W | Texas-Arlington | 1-0 |
| L | Sam Houston | 2-3 |
| L | Texas-Arlington | 0-3 |
| W | Texas-Wesleyan | 1-0 |
| W | *Virginia | 6-0 |
| W | *Virginia | 9-0 |
| L | #Indiana | 0-5 |
| L | #SW Missouri | 0-4 |

* Regional Tournament; # AIAW World Series

1981
Record: 19-9
Coach: Judy Martino

| W-L | Opponent | Score |
|-----|----------------------|-------|
| W | Ithaca | 3-1 |
| L | Ithaca | 1-3 |
| W | Ithaca | 4-0 |
| L | Ithaca | 3-4 |
| W | Kutztown | 12-0 |
| W | Cortland | 7-0 |
| W | Farleigh Dickinson | 7-0 |
| W | Miami (Ohio) | 6-3 |
| W | Northwestern | 1-0 |
| W | Massachusetts | 3-0 |
| W | *Northern Iowa | 5-4 |
| L | *Texas Women's Univ. | 0-5 |
| L | *Western Michigan | 0-4 |
| W | *Oklahoma City | 13-2 |
| W | *North Texas State | 4-1 |
| W | Brown | 20-0 |
| W | Brown | 9-0 |
| W | Brown | 7-1 |
| W | Francis Marion | 4-2 |
| L | Winthrop | 4-5 |
| W | #Penn State | 7-1 |
| W | #Virginia | 7-0 |
| W | #Delaware | 2-0 |
| L | #Rhode Island | 0-2 |
| W | #Towson State | 2-0 |
| L | #Penn State | 1-6 |
| L | \$UCLA | 0-3 |
| L | \$Texas A&M | 0-4 |

* Texas Women's Univ. Invitational; # U.S. Naval Acad. Invitational; \$ AIAW College World Series

1982
Record: 25-9
Coach: Terri Drake

| W-L | Opponent | Score |
|-----|------------------|-------|
| W | Eastern Michigan | 4-1 |
| W | Ithaca | 3-2 |
| L | Eastern Michigan | 0-1 |
| W | Cortland State | 7-0 |
| W | Westchester | 8-0 |
| W | Cortland State | 7-0 |
| W | Ithaca | 3-0 |
| W | Bloomsburg State | 1-0 |
| W | Seton Hall | 11-0 |
| W | Kutztown | 13-0 |
| W | Rhode Island | 2-0 |
| W | Michigan | 4-0 |
| L | Michigan | 0-1 |
| W | Rhode Island | 9-1 |
| W | American Int'l | 4-2 |
| W | West Virginia | 5-1 |
| W | Massachusetts | 3-0 |
| W | Rutgers | 1-0 |
| W | Adelphi | 3-0 |
| W | Trenton | 7-0 |
| L | Northwestern | 1-4 |
| W | Louisiana State | 4-0 |
| W | Louisiana State | 3-0 |
| W | Louisiana State | 4-1 |
| W | Francis Marion | 4-1 |
| W | Francis Marion | 9-0 |
| L | Indiana | 0-6 |
| L | Michigan State | 0-6 |
| W | Indiana State | 6-0 |
| L | Western Michigan | 2-4 |
| L | Ball State | 0-2 |
| W | Winthrop | 5-0 |
| L | *Creighton | 0-7 |
| L | *Creighton | 2-3 |

* NCAA Regionals

1983
Record: 30-10
Coach: Lou Piel

| W-L | Opponent | Score |
|-----|-----------------------|-------|
| W | Northeast Missouri | 3-0 |
| W | Villanova | 10-0 |
| W | Villanova | 4-0 |
| L | Bloomsburg State | 0-3 |
| W | Ithaca | 5-1 |
| W | Penn State | 1-0 |
| W | Penn State | 4-0 |
| W | Miami (Ohio) | 4-1 |
| L | Wayne State | 1-4 |
| W | *Oklahoma State | 1-0 |
| W | *Western Illinois | 4-2 |
| W | *Iowa | 4-1 |
| W | *Arizona State | 8-4 |
| W | *Arizona State | 1-0 |
| W | Michigan | 5-0 |
| W | Michigan | 2-0 |
| L | Massachusetts | 1-3 |
| W | #Nicholls State | 1-0 |
| L | #Bowling Green | 1-2 |
| W | #Rider | 6-1 |
| W | #Bowling Green | 6-0 |
| W | Adelphi | 1-0 |
| W | Adelphi | 4-0 |
| W | Francis Marion | 1-0 |
| W | Francis Marion | 7-2 |
| W | \$Oklahoma | 5-0 |
| L | \$Louisiana Tech | 1-2 |
| W | \$Texas-Arlington | 4-3 |
| W | \$Louisiana Tech | 3-0 |
| L | Winthrop | 0-1 |
| L | Winthrop | 0-1 |
| W | @Wayne State | 1-0 |
| W | @Illinois State | 3-1 |
| W | %Central Michigan | 1-0 |
| L | %Central Michigan | 3-4 |
| W | %Central Michigan | 3-0 |
| W | !Texas A&M | 2-0 |
| L | !Cal. State-Fullerton | 0-2 |
| W | !Pacific | 2-1 |
| L | !UCLA | 1-2 |

* Oklahoma Invitational; # at Orlando, Fla.; \$ Louisiana Tech Invitational; @ Indiana Inv.; % NCAA South Region; ! NCAA College World Series

1984
Record: 15-18
Coach: Lou Piel

| W-L | Opponent | Score |
|-----|----------------------|-------|
| W | Penn State | 1-0 |
| W | Penn State | 2-0 |
| W | Rhode Island | 3-0 |
| L | Wayne State | 2-3 |
| L | Bloomsburg State | 1-7 |
| W | Virginia | 2-1 |
| W | Virginia | 9-0 |
| W | Bowling Green | 3-0 |
| W | Massachusetts | 1-0 |
| W | Rutgers | 7-1 |
| L | Cal. State-Fullerton | 1-11 |
| L | *Cal. State-Fresno | 1-8 |
| L | *Utah | 0-1 |
| W | New Mexico | 2-0 |
| L | Indiana | 1-3 |
| L | Indiana | 0-2 |
| W | George Mason | 3-0 |
| L | George Mason | 2-3 |
| W | Francis Marion | 3-2 |
| W | Francis Marion | 4-0 |
| L | \$Nicholls State | 0-6 |
| L | \$Texas A&M | 0-9 |
| L | \$Louisiana Tech | 0-6 |



SOUTH CAROLINA



2007 GAMECOCK SOFTBALL

All-Time Results

| | | |
|---|-------------------|-----|
| L | \$Utah | 4-5 |
| W | Francis Marion | 8-0 |
| W | Francis Marion | 6-0 |
| L | Louisiana Tech | 0-1 |
| L | Louisiana Tech | 0-4 |
| W | @Central Michigan | 3-1 |
| L | @Adelphi | 2-4 |
| L | @Wayne State | 0-5 |
| L | @Western Michigan | 0-2 |
| L | @Indiana | 1-4 |

* Pony Invitational; \$ La. Tech Invitational; @ Indiana Invitational

1985 Record: 33-10-3 Coach: Lou Piel

| W-L | Opponent | Score |
|-----|-------------------|-------|
| W | *Toledo | 2-0 |
| T | *Indiana | 1-1 |
| T | *Baylor | 1-1 |
| W | *NE Louisiana | 2-0 |
| W | *Northwestern | 3-0 |
| L | *Louisiana Tech | 0-1 |
| W | Bowling Green | 6-0 |
| W | Connecticut | 3-1 |
| W | Indiana State | 1-0 |
| W | Rhode Island | 5-2 |
| W | #Kansas State | 11-0 |
| W | #Texas-Arlington | 13-2 |
| L | #Creighton | 1-2 |
| L | #Oklahoma State | 1-2 |
| W | Miami (Ohio) | 8-0 |
| W | Eastern Michigan | 2-0 |
| W | Massachusetts | 1-0 |
| T | Massachusetts | 1-1 |
| L | Indiana | 1-2 |
| L | Indiana | 1-3 |
| W | Ohio University | 5-1 |
| W | Ohio University | 5-0 |
| W | Eastern Illinois | 5-0 |
| W | Eastern Illinois | 4-1 |
| W | East Carolina | 8-1 |
| L | East Carolina | 3-7 |
| W | North Carolina | 1-0 |
| W | North Carolina | 3-0 |
| L | Adelphi | 0-1 |
| W | Adelphi | 2-1 |
| W | Adelphi | 5-4 |
| L | Adelphi | 0-2 |
| W | Western Illinois | 4-1 |
| W | George Mason | 4-2 |
| W | Nicholls State | 9-1 |
| W | Adelphi | 2-0 |
| W | Louisiana Tech | 2-1 |
| W | South Florida | 6-0 |
| W | South Florida | 3-2 |
| W | Florida State | 2-0 |
| L | Florida State | 0-2 |
| W | Winthrop | 2-0 |
| W | North Carolina | 2-0 |
| W | North Carolina | 4-3 |
| W | Mississippi State | 7-3 |
| L | Mississippi State | 4-5 |

* Bayou Classic (Nicholls State - host); # Sooner Invitational (Oklahoma)

1986 Record: 22-20 Coach: Lou Piel

| W-L | Opponent | Score |
|-----|-------------------|-------|
| W | Boston College | 6-0 |
| W | Boston College | 8-0 |
| W | George Mason | 1-0 |
| W | George Mason | 5-1 |
| L | Illinois State | 1-2 |
| L | Illinois State | 1-2 |
| W | Indiana State | 2-1 |
| W | Indiana State | 1-0 |
| L | Northern Illinois | 0-1 |
| W | Northern Illinois | 3-0 |
| W | Rhode Island | 3-1 |
| W | Rhode Island | 5-0 |
| L | Louisiana Tech | 0-1 |
| L | Louisiana Tech | 0-6 |
| W | Nicholls State | 3-0 |
| W | Princeton | 8-0 |
| L | Eastern Illinois | 0-1 |
| W | Evansville | 2-0 |
| W | *Baylor | 5-2 |
| L | *Nebraska | 2-6 |
| W | *Arizona State | 3-1 |
| L | *S.W. Louisiana | 1-5 |
| L | *California | 2-6 |
| L | *Kansas | 2-10 |
| L | *St. Mary's | 3-4 |
| W | East Carolina | 3-0 |
| W | East Carolina | 2-1 |
| W | Winthrop | 5-0 |
| W | Texas A&M | 2-0 |
| L | Texas A&M | 1-3 |
| L | Texas A&M | 3-7 |
| L | Texas A&M | 0-1 |
| L | Utah State | 3-4 |
| L | Utah State | 0-3 |
| L | Utah State | 0-2 |
| W | Utah State | 5-3 |
| W | #Virginia | 2-0 |
| L | #South Florida | 0-1 |
| W | #Georgia State | 6-0 |
| L | #Florida State | 0-3 |
| W | Furman | 3-2 |
| L | Furman | 0-2 |

* Houston Classic; # South Carolina Invitational

1987 Record: 34-14 Coach: Joyce Compton

| W-L | Opponent | Score |
|-----|-----------------------|-------|
| W | *Baylor | 5-0 |
| W | *Sam Houston | 7-6 |
| L | *Texas A&M | 1-2 |
| L | *Cal. State-Fullerton | 0-2 |
| L | *Oklahoma State | 1-3 |
| L | *Louisiana Tech | 0-2 |
| W | Rhode Island | 7-0 |
| W | Detroit | 7-0 |
| W | Maine | 2-0 |
| W | Rhode Island | 6-0 |
| L | South Florida | 0-1 |
| W | South Florida | 3-1 |
| W | #Rutgers | 12-1 |
| W | #Eastern Michigan | 3-0 |
| W | #Temple | 5-0 |
| W | #Florida State | 4-0 |
| W | Stetson | 2-0 |
| W | #Bradley | 8-0 |
| L | #Arizona State | 0-1 |
| W | #Florida State | 2-0 |
| W | Connecticut | 8-0 |
| W | Seton Hall | 8-1 |
| W | Princeton | 6-0 |

| | | |
|---|---------------------|------|
| W | Princeton | 11-0 |
| W | Colgate | 11-0 |
| L | @U.S. International | 0-1 |
| W | @Indiana | 2-1 |
| L | @CS-Fullerton | 0-1 |
| L | @CS-Long Beach | 0-1 |
| L | @Utah State | 1-2 |
| W | North Carolina | 1-0 |
| W | North Carolina | 7-2 |
| W | \$Georgia State | 9-0 |
| L | \$Louisiana Tech | 1-2 |
| L | \$Nicholls State | 0-2 |
| W | \$George Mason | 4-0 |
| L | \$Florida State | 0-1 |
| W | \$South Florida | 1-0 |
| W | \$Furman | 1-0 |
| W | Florida State | 3-1 |
| W | Florida State | 1-0 |
| L | Florida State | 1-2 |
| W | Furman | 3-0 |
| W | East Carolina | 2-0 |
| W | East Carolina | 3-1 |
| W | East Carolina | 8-0 |
| W | Furman | 3-0 |
| W | Furman | 4-1 |

* Texas A&M Invitational; # South Florida Tournament; @ Pony Invitational; \$ South Carolina Invitational

1988 Record: 47-14 Coach: Joyce Compton

| W-L | Opponent | Score |
|-----|-------------------|-------|
| W | Furman | 4-0 |
| W | Furman | 2-0 |
| L | North Carolina | 0-1 |
| W | North Carolina | 12-1 |
| W | Georgia Southern | 22-0 |
| W | Georgia Southern | 17-0 |
| W | *McNeese State | 4-0 |
| L | *Sam Houston | 2-3 |
| L | *Louisiana Tech | 0-1 |
| L | *Texas A&M | 0-3 |
| W | Oklahoma State | 3-1 |
| L | Illinois State | 0-3 |
| L | #Central Michigan | 1-4 |
| W | #Central Michigan | 4-0 |
| W | South Florida | 2-0 |
| W | South Florida | 6-0 |
| W | %Oklahoma City | 5-0 |
| W | %Stetson | 6-0 |
| W | %Central Michigan | 2-1 |
| W | %Winthrop | 3-0 |
| W | %Western Michigan | 5-0 |
| W | %Maine | 10-0 |
| W | %Florida State | 5-1 |
| L | Louisiana Tech | 0-1 |
| L | Louisiana Tech | 0-2 |
| W | !Baylor | 10-0 |
| W | !Kent State | 8-0 |
| W | !Indiana | 4-3 |
| L | Louisiana Tech | 1-5 |
| W | Baptist College | 15-0 |
| L | Baptist College | 2-5 |
| W | Utah | 2-0 |
| W | Florida State | 1-0 |
| W | Florida State | 3-1 |
| W | Utah | 3-0 |
| W | Winthrop | 11-1 |
| W | Winthrop | 5-0 |
| W | North Carolina | 1-0 |
| W | Georgia State | 7-0 |
| W | Furman | 10-0 |
| W | Georgia State | 7-0 |
| W | +Georgia State | 11-4 |
| W | +S.W. Louisiana | 1-0 |
| W | +North Carolina | 2-0 |

| | | |
|---|-----------------|------|
| W | +Nicholls State | 5-1 |
| W | +Georgia State | 9-0 |
| L | +Louisiana Tech | 1-3 |
| W | Furman | 3-0 |
| W | Furman | 5-0 |
| W | East Carolina | 3-0 |
| W | East Carolina | 4-3 |
| W | Virginia | 6-1 |
| W | Virginia | 10-0 |
| W | UNC-Charlotte | 18-0 |
| W | UNC-Charlotte | 4-2 |
| L | Furman | 2-3 |
| W | Furman | 3-2 |
| W | =Minnesota | 1-0 |
| W | =Arizona | 1-0 |
| L | =Arizona | 0-1 |
| L | =Arizona | 3-4 |

* Texas A&M Invitational; # at Tampa, Florida; % South Florida Invitational; ! Louisiana Tech Invitational; + Chattanooga Tournament; = NCAA Regional, Tucson, Ariz.

1989 Record: 46-12 Coach: Joyce Compton

| W-L | Opponent | Score |
|-----|---------------------|-------|
| W | Georgia Southern | 4-1 |
| W | Georgia Southern | 3-0 |
| W | !Sam Houston | 1-0 |
| W | Illinois State | 4-3 |
| W | !Oklahoma City | 5-1 |
| W | !Texas A&M | 11-1 |
| W | Central Michigan | 3-0 |
| L | Central Michigan | 1-2 |
| W | South Florida | 2-0 |
| L | South Florida | 2-3 |
| L | Arizona State | 0-1 |
| W | Northeast Louisiana | 5-2 |
| W | Akron | 4-3 |
| L | Eastern Michigan | 0-1 |
| W | *Western Michigan | 4-0 |
| W | *Virginia | 7-0 |
| L | *Arizona State | 5-13 |
| W | #North Carolina | 1-0 |
| W | #Winthrop | 3-0 |
| W | #Toledo | 2-1 |
| W | #Georgia State | 2-1 |
| W | Toledo | 5-1 |
| W | Toledo | 4-3 |
| W | Baptist | 10-0 |
| W | Baptist | 4-0 |
| W | Furman | 4-2 |
| L | Louisiana Tech | 2-5 |
| L | Louisiana Tech | 1-2 |
| W | Furman | 3-0 |
| W | North Carolina | 4-1 |
| W | North Carolina | 2-1 |
| W | Coastal Carolina | 3-0 |
| W | Coastal Carolina | 7-0 |
| W | \$East Carolina | 5-1 |
| W | \$Georgia Southern | 13-0 |
| W | \$Georgia State | 5-3 |
| W | \$Georgia State | 1-0 |
| W | \$East Carolina | 4-0 |
| W | Coastal Carolina | 2-0 |
| W | Coastal Carolina | 1-0 |
| W | %Adelphi | 13-1 |
| W | %Penn State | 5-2 |
| W | UNC-Charlotte | 2-0 |
| W | UNC-Charlotte | 8-0 |
| W | Furman | 3-1 |
| L | Furman | 1-2 |
| W | &Nicholls State | 4-3 |
| W | &Austin Peay | 8-0 |
| W | &South Florida | 4-3 |
| W | &Virginia | 2-0 |
| W | &North Carolina | 5-4 |



SOUTH CAROLINA



2007 GAMECOCK SOFTBALL

All-Time Results

| | | |
|---|-----------------|-----|
| L | &Nicholls State | 3-4 |
| W | +Florida State | 2-1 |
| W | +Louisiana Tech | 3-1 |
| L | +Louisiana Tech | 0-1 |
| W | +Louisiana Tech | 8-2 |
| L | =UCLA | 0-3 |
| L | =Oregon | 0-1 |

! Texas A&M Tournament; * South Florida Tournament; # USC Round Robin; \$ USC Invitational; % Adelphi Tournament; & Chattanooga Tour.; + NCAA Regional; = NCAA World Series

1990 Record: 49-14 Coach: Joyce Compton

| W-L | Opponent | Score |
|-----|---------------------|-------|
| W | Furman | 4-3 |
| L | Furman | 0-1 |
| W | Baptist College | 4-0 |
| W | Baptist College | 10-1 |
| W | UNC-Wilmington | 17-2 |
| W | UNC-Wilmington | 6-2 |
| W | Georgia State | 2-0 |
| W | Georgia State | 4-0 |
| W | Georgia Southern | 6-0 |
| W | Georgia Southern | 7-0 |
| W | North Carolina | 7-0 |
| W | North Carolina | 5-4 |
| W | !Nicholls State | 1-0 |
| W | !Southwest Missouri | 4-2 |
| W | !Oklahoma City | 2-1 |
| W | !SW Texas State | 4-0 |
| W | !Sam Houston | 7-0 |
| W | !Illinois State | 2-1 |
| L | !Kansas | 1-2 |
| W | !Texas A&M | 1-0 |
| L | S.W. Louisiana | 0-1 |
| L | S.W. Louisiana | 3-4 |
| W | #NE Louisiana | 9-1 |
| W | #Creighton | 2-1 |
| W | #Saint Mary's | 9-0 |
| W | #Sam Houston | 1-0 |
| W | #Western Illinois | 4-2 |
| L | #Texas A&M | 1-5 |
| W | #S. Mississippi | 4-0 |
| W | Ohio University | 5-1 |
| W | Ohio University | 7-1 |
| L | Louisiana Tech | 0-1 |
| W | \$Texas-Arlington | 3-1 |
| L | \$SW Missouri | 4-5 |
| L | \$Louisiana Tech | 0-1 |
| W | Coastal Carolina | 8-3 |
| W | Coastal Carolina | 8-0 |
| W | Coastal Carolina | 6-1 |
| W | Coastal Carolina | 11-3 |
| W | UNC-Charlotte | 2-0 |
| L | UNC-Charlotte | 5-2 |
| W | %Texas A&M | 10-4 |
| W | %Furman | 2-0 |
| W | %Nicholls State | 5-2 |
| W | %Furman | 2-0 |
| L | %Nicholls State | 1-2 |
| W | North Carolina | 4-0 |
| W | North Carolina | 2-1 |
| W | Virginia | 4-0 |
| W | Virginia | 4-0 |
| W | &Winthrop | 3-0 |
| W | &Georgia Southern | 4-0 |
| W | &Georgia Southern | 3-0 |
| L | &UNC-Charlotte | 2-3 |

| | | |
|---|-------------------|------|
| W | *Furman | 11-2 |
| W | *Georgia Southern | 2-0 |
| L | *Northwestern | 2-3 |
| W | Furman | 2-1 |
| W | Furman | 11-1 |
| L | South Florida | 0-1 |
| W | South Florida | 3-2 |
| W | Florida State | 2-0 |
| L | Florida State | 0-3 |

! Texas A&M Tournament; # Houston Invitational; \$ Louisiana Tech Tournament; % USC Round Robin; & USC Invitational; * Chattanooga Tournament

1991 Record: 51-13 Coach: Joyce Compton

| W-L | Opponent | Score |
|-----|--------------------|-------|
| W | Furman | 2-1 |
| W | Furman | 6-5 |
| W | UNC-Wilmington | 15-0 |
| W | North Carolina | 4-0 |
| W | Georgia Southern | 3-1 |
| W | Georgia Southern | 5-1 |
| L | North Carolina | 1-3 |
| W | Louisiana Tech | 4-0 |
| L | Georgia State | 0-1 |
| W | Georgia State | 5-0 |
| W | &Samford | 3-0 |
| W | &Creighton | 1-0 |
| W | &South Florida | 4-2 |
| W | &Maine | 5-4 |
| W | &Oklahoma | 2-1 |
| W | &Virginia | 3-1 |
| W | &Florida State | 4-3 |
| L | &Iowa | 1-6 |
| W | Creighton | 2-1 |
| W | Connecticut | 7-4 |
| W | %Nicholls State | 7-6 |
| W | %Georgia State | 7-0 |
| W | %South Florida | 5-1 |
| W | %Southern Illinois | 3-2 |
| W | %Connecticut | 5-0 |
| L | %Western Illinois | 1-4 |
| W | Toledo | 4-0 |
| W | Toledo | 4-1 |
| W | !Northwestern | 4-0 |
| W | !Dayton | 12-0 |
| L | !Toledo | 0-1 |
| W | !South Florida | 1-0 |
| W | Coastal Carolina | 7-0 |
| W | Coastal Carolina | 11-2 |
| W | UNC-Charlotte | 2-0 |
| W | UNC-Charlotte | 11-0 |
| W | +North Carolina | 5-2 |
| W | +Samford | 4-0 |
| L | +Florida State | 1-4 |
| W | +Notre Dame | 3-1 |
| W | +Wichita State | 9-0 |
| L | +S.W. Louisiana | 4-5 |
| W | Virginia | 2-1 |
| L | Virginia | 0-3 |
| W | \$UNC-Charlotte | 8-0 |
| W | \$Georgia State | 4-0 |
| W | \$Georgia Southern | 6-0 |
| W | \$Coastal Carolina | 1-0 |
| W | \$Georgia State | 5-0 |
| W | Winthrop | 1-0 |
| W | Winthrop | 5-4 |
| L | *NW Louisiana | 3-9 |
| L | *S.W. Louisiana | 0-4 |
| L | *S.W. Louisiana | 1-3 |
| W | Furman | 8-0 |
| W | Furman | 3-0 |
| W | Coastal Carolina | 5-0 |
| W | Coastal Carolina | 8-0 |
| W | =Iowa State | 4-0 |

| | | |
|---|--------------------|-----|
| W | =Nicholls State | 5-4 |
| W | =Iowa State | 7-2 |
| L | =New Mexico | 1-5 |
| L | =Texas A&M | 1-2 |
| W | =Cal-Santa Barbara | 2-0 |

& South Florida Tourney; % Florida State Tournament; ! USC Round Robin; + Frost Cutlery Tournament; \$ USC Round Robin II; * Chattanooga Tournament; = New Mexico Diamond Classic

1992 Record: 54-14 Coach: Joyce Compton

| W-L | Opponent | Score |
|-----|--------------------|-------|
| W | Charleston So. | 9-1 |
| W | Charleston So. | 12-1 |
| W | Georgia Tech | 8-2 |
| W | Georgia Tech | 1-0 |
| W | Georgia Southern | 4-3 |
| W | Georgia Southern | 6-0 |
| W | &Ball State | 3-0 |
| L | &North Carolina | 3-4 |
| W | &North Carolina | 5-0 |
| W | &Ball State | 6-2 |
| W | Georgia State | 5-0 |
| W | Georgia State | 6-1 |
| L | %Illinois State | 4-5 |
| W | %Northern Illinois | 2-0 |
| W | %Nebraska | 6-5 |
| W | %Louisiana Tech | 1-0 |
| W | %Minnesota | 3-0 |
| L | %Texas A&M | 0-1 |
| W | %Ohio State | 2-0 |
| W | %Missouri | 5-4 |
| W | %NE Louisiana | 4-0 |
| W | Louisiana Tech | 2-0 |
| L | Louisiana Tech | 2-3 |
| W | Northwestern La. | 3-1 |
| L | Southwestern La. | 0-2 |
| L | Southwestern La. | 1-5 |
| L | Southwestern La. | 0-4 |
| W | Southwestern La. | 7-1 |
| W | Wright State | 7-0 |
| W | Wright State | 10-0 |
| W | UNC-Charlotte | 3-0 |
| W | UNC-Charlotte | 8-1 |
| L | \$Notre Dame | 1-4 |
| W | \$Georgia State | 9-2 |
| W | \$Samford | 10-0 |
| W | \$Wichita State | 10-1 |
| W | \$Furman | 10-6 |
| W | \$Georgia Tech | 9-0 |
| L | \$Southwestern La. | 1-3 |
| W | Coastal Carolina | 7-2 |
| W | Coastal Carolina | 10-7 |
| W | #Winthrop | 5-0 |
| W | #Georgia State | 2-0 |
| W | #Winthrop | 4-1 |
| W | #Georgia State | 7-0 |
| W | #Winthrop | 6-0 |
| W | Coastal Carolina | 8-3 |
| W | Coastal Carolina | 3-0 |
| L | Virginia | 5-6 |
| W | Virginia | 5-3 |
| W | *Coastal Carolina | 2-1 |
| W | *George Mason | 9-0 |
| W | *East Carolina | 7-1 |
| W | *UNC-Charlotte | 6-2 |
| W | *North Carolina | 7-5 |
| L | *Florida State | 2-3 |
| W | Winthrop | 4-0 |
| W | Winthrop | 5-1 |
| W | =Georgia Southern | 8-0 |
| W | =East Carolina | 3-0 |
| W | =East Carolina | 3-1 |
| W | =Georgia Southern | 10-0 |

| | | |
|---|----------------|-----|
| W | =East Carolina | 1-0 |
| W | Furman | 9-0 |
| W | Furman | 3-0 |
| L | Florida State | 0-2 |
| L | Florida State | 0-6 |
| L | Florida State | 0-2 |

& Lady Gamecock Round Robin; % Aggie Invitational; \$ Southern Invitational; # USC Round Robin; • UNC Invitational; = USC Invitational

1993 Record: 36-21-1 Coach: Joyce Compton

| W-L | Opponent | Score |
|-----|-------------------|-------|
| W | Charleston So. | 10-0 |
| W | Charleston So. | 16-1 |
| W | Furman | 3-0 |
| T | Furman | 1-1 |
| W | Georgia Tech | 3-0 |
| W | Georgia Tech | 6-5 |
| W | Georgia Southern | 10-4 |
| W | Georgia Southern | 10-0 |
| W | &North Carolina | 5-4 |
| W | &Eastern Michigan | 9-2 |
| W | &East Carolina | 11-1 |
| L | Georgia State | 0-8 |
| L | Georgia State | 6-7 |
| L | UNLV | 5-8 |
| W | UNLV | 4-2 |
| L | Pomona | 0-1 |
| L | Pomona | 4-8 |
| L | Santa Barbara | 0-1 |
| L | Santa Barbara | 1-2 |
| L | Northridge | 0-2 |
| L | Northridge | 2-5 |
| W | %UNC Charlotte | 4-2 |
| W | %Georgia Tech | 2-1 |
| W | %Georgia Tech | 5-0 |
| W | %UNC Charlotte | 10-0 |
| W | Toledo | 2-0 |
| W | Toledo | 2-0 |
| W | \$Ohio | 11-1 |
| W | \$Georgia Tech | 9-0 |
| L | \$South Florida | 2-8 |
| W | \$UNC Charlotte | 6-0 |
| W | North Carolina | 9-1 |
| L | North Carolina | 1-2 |
| W | Virginia | 4-1 |
| L | Virginia | 1-3 |
| W | #Ga. Southern | 10-0 |
| W | #Southwestern La. | 1-0 |
| W | #Georgia State | 7-0 |
| W | #Ga. Southern | 10-0 |
| L | #Southwestern La. | 2-3 |
| L | Southwestern La. | 1-6 |
| L | Southwestern La. | 0-6 |
| W | UNC Charlotte | 7-1 |
| W | UNC Charlotte | 4-0 |
| W | *Texas-Arlington | 3-0 |
| W | *Tennessee Tech | 7-0 |
| W | *Northeast La. | 13-3 |
| L | *Samford | 1-8 |
| W | *UNC Charlotte | 6-1 |
| W | *Nicholls State | 4-3 |
| L | *Louisiana Tech | 1-4 |
| W | Winthrop | 7-0 |
| W | Winthrop | 5-0 |
| L | Furman | 2-3 |
| L | Furman | 5-6 |
| W | Florida State | 6-4 |
| L | Florida State | 0-7 |
| L | Florida State | 0-8 |

& Lady Gamecock Invitational; % South Carolina Round Robin; \$ Winthrop Invitational; # South Carolina Invitational; • Frost Cutlery Tournament



SOUTH CAROLINA



2007 GAMECOCK SOFTBALL

All-Time Results

1994
Record: 52-17
Coach: Joyce Compton

| W-L | Opponent | Score |
|-----|-------------------|-------|
| W | Furman | 6-0 |
| W | Furman | 11-3 |
| L | %Eastern Michigan | 4-5 |
| W | %Georgia Tech | 6-5 |
| W | %Georgia Tech | 2-0 |
| L | %Eastern Michigan | 1-2 |
| W | Eastern Michigan | 5-1 |
| W | Eastern Michigan | 4-3 |
| L | &UNLV | 0-11 |
| L | &UCLA | 2-10 |
| W | &Utah State | 2-1 |
| W | &Utah | 4-3 |
| L | &Oregon | 0-4 |
| L | &UCLA | 1-8 |
| W | Florida State | 3-2 |
| L | Florida State | 1-3 |
| W | Central Michigan | 4-1 |
| W | Robert Morris | 2-1 |
| W | Yale | 3-1 |
| W | Notre Dame | 7-1 |
| W | Oklahoma | 5-2 |
| L | \$Oklahoma State | 0-5 |
| W | \$Temple | 10-1 |
| W | \$Miami (Ohio) | 5-3 |
| W | \$Indiana | 6-1 |
| L | \$South Florida | 0-1 |
| W | \$Texas A&M | 2-1 |
| L | \$UCLA | 0-5 |
| W | Campbell | 7-0 |
| W | Campbell | 9-4 |
| W | North Carolina | 7-3 |
| W | North Carolina | 3-2 |
| W | Youngstown State | 4-1 |
| W | Youngstown State | 6-5 |
| W | •UNC-Wilmington | 8-1 |
| W | •Samford | 4-0 |
| W | •East Carolina | 10-2 |
| W | •Wright State | 8-0 |
| L | Nicholls State | 1-6 |
| W | Nicholls State | 5-3 |
| W | Georgia Southern | 3-1 |
| W | Georgia Southern | 9-4 |
| W | North Carolina | 3-1 |
| L | North Carolina | 0-1 |
| W | Georgia State | 4-2 |
| W | Georgia State | 5-0 |
| W | N.W. Louisiana | 8-0 |
| W | N.W. Louisiana | 6-2 |
| W | #Georgia Tech | 8-0 |
| W | #South Florida | 3-1 |
| W | #Tennessee Tech | 4-0 |
| W | #Centenary | 2-0 |
| W | #Winthrop | 6-1 |
| W | #Hofstra | 5-4 |
| L | #S.W. Louisiana | 4-9 |
| W | Winthrop | 11-1 |
| W | Winthrop | 9-4 |
| W | UNC Charlotte | 11-0 |
| W | UNC Charlotte | 12-0 |
| W | Furman | 5-1 |
| W | Furman | 8-1 |
| W | ^East Carolina | 3-2 |
| W | ^Rutgers | 12-4 |
| L | ^Virginia | 1-2 |
| W | ^Rutgers | 8-2 |
| L | ^Virginia | 1-3 |
| L | *UNLV | 1-2 |
| W | *Georgia State | 6-1 |

L *UCLA 1-3
% Carolina Round Robin; & UNLV Spring Fling; \$ South Florida Invitational; • Winthrop Invitational; # Frost Cutlery Tournament; ^ Virginia Classic; * NCAA Regionals (Columbia, S.C.)

1995
Record: 53-21
Coach: Joyce Compton

| W-L | Opponent | Score |
|-----|--------------------|-------|
| L | Furman | 2-3 |
| W | Furman | 3-0 |
| W | Coastal Carolina | 10-1 |
| W | Coastal Carolina | 8-0 |
| W | Georgia Southern | 4-0 |
| W | Georgia Southern | 2-1 |
| W | Georgia State | 2-0 |
| W | Georgia State | 3-0 |
| W | Georgia Tech | 7-0 |
| W | Georgia Tech | 11-5 |
| W | @Ohio State | 4-1 |
| L | @Utah | 1-3 |
| W | @UNLV | 2-1 |
| L | Central Michigan | 1-2 |
| W | Robert Morris | 5-1 |
| W | ^Sam Houston | 4-0 |
| W | ^Penn State | 3-1 |
| W | ^Western Michigan | 8-0 |
| W | ^South Florida | 7-0 |
| W | ^Missouri | 2-1 |
| L | ^Oklahoma State | 1-2 |
| W | Winthrop | 6-0 |
| W | Winthrop | 2-1 |
| W | Virginia | 2-0 |
| W | Virginia | 1-0 |
| W | Virginia | 6-0 |
| W | Virginia | 4-0 |
| W | %Florida State | 2-1 |
| W | %Florida State | 3-2 |
| W | %Hofstra | 5-1 |
| W | %Florida State | 6-3 |
| W | %Hofstra | 7-1 |
| W | %Hofstra | 9-0 |
| W | Toledo | 4-0 |
| W | Toledo | 9-5 |
| L | Louisiana Tech | 2-5 |
| L | Louisiana Tech | 2-3 |
| L | S.W. Louisiana | 0-1 |
| L | S.W. Louisiana | 1-2 |
| L | S.W. Louisiana | 1-5 |
| W | North Carolina | 5-3 |
| W | North Carolina | 3-0 |
| W | &Virginia | 8-0 |
| W | &Coastal Carolina | 8-1 |
| W | &Virginia | 6-0 |
| W | &Coastal Carolina | 11-0 |
| W | Nicholls State | 5-1 |
| L | Nicholls State | 2-3 |
| L | \$Eastern Kentucky | 3-4 |
| L | \$Marshall | 5-8 |
| W | \$Nicholls State | 5-0 |
| W | \$Georgia State | 3-0 |
| L | \$South Florida | 2-3 |
| W | \$Texas A&M | 2-0 |
| L | \$Louisiana Tech | 2-3 |
| W | North Carolina | 3-0 |
| W | North Carolina | 10-2 |
| W | Texas A&M | 2-0 |
| L | Texas A&M | 3-7 |
| W | Texas A&M | 4-2 |
| L | Texas A&M | 5-6 |
| W | Furman | 3-1 |
| W | Furman | 2-1 |
| L | •UNC Greensboro | 2-5 |
| W | •Virginia | 10-2 |
| W | •George Mason | 11-3 |

W #South Florida 11-2
L #Florida State 4-5
W #South Florida 3-0
L #Florida State 0-6
W #Massachusetts 4-2
L *Hawaii 2-3
W *Campbell 4-1
L *Hawaii 0-2
@ UCLA Tournament; ^ USF Invitational; % USC Round Robin; & Coastal Invitational; \$ Frost-Cutlery Invitational; • Virginia Invitational; # Diamond Classic; * NCAA Regionals (Columbia, S.C.)

1996
Record: 38-13
Coach: Joyce Compton

| W-L | Opponent | Score |
|-----|-------------------|-------|
| W | Furman | 9-1 |
| W | Furman | 14-0 |
| W | Georgia Southern | 3-0 |
| W | Georgia Southern | 5-0 |
| W | Georgia Tech | 1-0 |
| W | Georgia Tech | 10-1 |
| W | Georgia State | 6-0 |
| W | Georgia State | 10-4 |
| W | @Utah | 2-1 |
| W | @Hofstra | 7-4 |
| W | @Oklahoma | 2-1 |
| W | @Texas A&M | 1-0 |
| L | @Washington | 1-4 |
| W | ^Oklahoma State | 1-0 |
| W | ^Central Michigan | 1-0 |
| W | ^Notre Dame | 5-2 |
| W | ^Florida Atlantic | 10-0 |
| W | ^Illinois-Chicago | 4-0 |
| W | ^Indiana | 5-1 |
| L | ^Iowa | 0-1 |
| W | Furman | 7-0 |
| W | Furman | 14-0 |
| L | %Oklahoma | 0-2 |
| L | %DePaul | 2-4 |
| W | %Arizona | 1-0 |
| W | %CS-Northridge | 2-1 |
| L | %UNLV | 0-4 |
| W | \$Coppin State | 17-0 |
| W | \$Virginia | 9-6 |
| W | \$Coppin State | 27-0 |
| W | \$Virginia | 9-1 |
| L | Southwestern La. | 0-2 |
| L | Southwestern La. | 2-7 |
| W | Coastal Carolina | 10-0 |
| W | Coastal Carolina | 7-2 |
| W | •Florida Atlantic | 8-0 |
| L | •Florida State | 2-4 |
| W | •Campbell | 4-3 |
| W | •Maryland | 8-0 |
| W | •North Carolina | 12-4 |
| W | North Carolina | 2-1 |
| W | North Carolina | 13-0 |
| L | #Tennessee Tech | 0-1 |
| W | Centenary | 4-0 |
| L | Florida State | 1-5 |
| W | Florida State | 5-3 |
| L | Florida State | 1-2 |
| W | *Notre Dame | 3-0 |
| L | *Michigan | 0-1 |
| W | *Central Michigan | 6-0 |
| L | *Michigan | 1-10 |

@ NSCA Leadoff Classic (Columbus, Ga.); ^ USF Invitational (Tampa, Fla.); % Pony Invitational (Fullerton, Calif.); \$ Virginia Invitational; • North Carolina Invitational; # Frost Cutlery Invitational (Chattanooga, Tenn.); * NCAA Regionals (Ann Arbor, Mich.)

1997
Record: 63-5; 25-1 SEC
Coach: Joyce Compton

| W-L | Opponent | Score |
|-----|--------------------|-------|
| W | North Carolina | 1-0 |
| W | North Carolina | 10-8 |
| L | @Utah State | 2-6 |
| L | @UCLA | 0-1 |
| W | @Washington | 9-2 |
| W | @Cal Poly SLO | 2-1 |
| W | @New Mexico | 8-0 |
| W | ^Massachusetts | 1-0 |
| W | ^Illinois State | 3-2 |
| W | ^Southwestern La. | 3-0 |
| W | ^Texas A&M | 4-1 |
| W | ^Notre Dame | 3-2 |
| W | ^Washington | 1-0 |
| W | %Robert Morris | 1-0 |
| W | %Indiana | 6-5 |
| W | %Florida Atlantic | 11-2 |
| W | %Indiana State | 9-0 |
| W | %UT-Chattanooga | 4-1 |
| W | %Illinois-Chicago | 1-0 |
| W | %Iowa | 2-0 |
| W | %Michigan | 2-0 |
| W | Furman | 8-0 |
| W | *Florida | 5-0 |
| W | *Florida | 8-2 |
| W | *Florida | 1-0 |
| W | *Florida | 6-4 |
| W | Princeton | 2-0 |
| W | Princeton | 8-0 |
| W | *Mississippi State | 4-0 |
| W | *Mississippi State | 5-3 |
| W | *Mississippi | 6-0 |
| W | *Mississippi | 3-0 |
| W | Winthrop | 4-0 |
| W | Winthrop | 8-0 |
| W | *Kentucky | 10-0 |
| W | *Kentucky | 5-0 |
| W | *Kentucky | 10-2 |
| W | Georgia Tech | 3-0 |
| W | Georgia Tech | 10-2 |
| W | *Tennessee | 1-0 |
| W | *Tennessee | 1-0 |
| L | *Tennessee | 1-6 |
| W | *Tennessee | 1-0 |
| W | Coastal Carolina | 4-3 |
| W | Coastal Carolina | 6-0 |
| W | *Louisiana State | 3-0 |
| W | *Louisiana State | 8-0 |
| W | East Carolina | 8-0 |
| W | East Carolina | 5-0 |
| W | *Georgia | 2-0 |
| W | *Georgia | 3-0 |
| W | *Georgia | 2-0 |
| W | *Georgia | 7-4 |
| W | Georgia Southern | 6-4 |
| W | Georgia Southern | 4-3 |
| W | *Alabama | 2-0 |
| W | *Alabama | 6-0 |
| W | *Auburn | 4-0 |
| W | *Auburn | 4-2 |
| W | &Florida | 6-1 |
| W | &Auburn | 9-0 |
| W | &Florida | 6-0 |
| W | \$UNC Greensboro | 5-0 |
| W | \$Kansas | 1-0 |
| W | \$Kansas | 1-0 |
| L | =Washington | 0-6 |
| L | =Michigan | 0-1 |

* SEC game; @ UNLV Classic (Las Vegas, Nev.); ^ NFCA Leadoff Classic (Columbus, Ga.); % USF Invitational (Tampa, Fla.); & SEC Tournament (Columbus, Ga.); & NCAA Regionals (Columbia, S.C.); = Women's College World Series



SOUTH CAROLINA



2007 GAMECOCK SOFTBALL

All-Time Results

1998
Record: 36-21; 15-11 SEC
Coach: Joyce Compton

| W-L | Opponent | Score |
|-----|--------------------|-------|
| W | Georgia Southern | 5-0 |
| W | Georgia Southern | 5-2 |
| W | Georgia State | 5-0 |
| L | Georgia State | 3-4 |
| L | @Oklahoma State | 2-8 |
| L | @Notre Dame | 2-5 |
| W | @CS- Northridge | 3-2 |
| W | @Canisius | 6-3 |
| W | @Florida State | 3-0 |
| L | @Nebraska | 0-8 |
| L | ^Oregon State | 0-1 |
| W | ^Notre Dame | 1-0 |
| W | ^Western Illinois | 3-1 |
| L | ^Oklahoma State | 0-1 |
| W | Georgia Tech | 8-0 |
| W | Georgia Tech | 6-3 |
| W | *Florida | 2-0 |
| L | *Florida | 5-8 |
| L | *Florida | 2-5 |
| L | *Florida | 1-4 |
| W | Princeton | 5-0 |
| W | Princeton | 2-1 |
| W | *Mississippi | 4-0 |
| W | *Mississippi | 5-0 |
| L | North Carolina | 1-4 |
| W | North Carolina | 6-0 |
| L | *Kentucky | 2-3 |
| W | *Kentucky | 11-2 |
| W | *Kentucky | 3-2 |
| W | *Kentucky | 7-3 |
| W | Furman | 3-0 |
| L | Furman | 1-2 |
| W | *Tennessee | 3-2 |
| L | *Tennessee | 1-2 |
| W | *Tennessee | 6-2 |
| L | *Tennessee | 2-3 |
| W | Virginia | 4-2 |
| W | Virginia | 8-6 |
| W | *Arkansas | 2-1 |
| L | *Arkansas | 4-5 |
| L | *Louisiana State | 1-7 |
| L | *Louisiana State | 0-12 |
| W | Coastal Carolina | 3-2 |
| W | Coastal Carolina | 8-0 |
| L | *Georgia | 2-3 |
| W | *Georgia | 5-3 |
| W | *Georgia | 5-4 |
| W | *Georgia | 5-3 |
| W | Winthrop | 4-1 |
| W | Winthrop | 10-2 |
| W | *Alabama | 10-9 |
| L | *Alabama | 1-4 |
| W | *Auburn | 4-2 |
| W | *Auburn | 5-3 |
| W | %Mississippi State | 2-0 |
| L | %Florida | 0-1 |
| L | %Mississippi State | 0-3 |

*SEC Game; @NCAA Leadoff Classic (Columbus, Ga.); ^Bulldog Classic (Fresno, Calif.); %SEC Tournament (Columbus, Ga.)

1999
Record: 49-21; 17-11 SEC
Coach: Joyce Compton

| W-L | Opponent | Score |
|-----|----------|-------|
| W | #Texas | 5-3 |
| L | #Arizona | 5-7 |

| | | |
|---|--------------------|------|
| W | #Maryland | 3-2 |
| W | #New Mexico State | 2-0 |
| W | #Arizona State | 2-0 |
| W | Georgia Southern | 5-0 |
| W | Georgia Southern | 6-1 |
| L | Georgia State | 0-2 |
| W | Georgia State | 8-0 |
| W | North Carolina | 6-0 |
| W | North Carolina | 2-0 |
| W | %Boston College | 2-0 |
| W | %Southern Illinois | 3-1 |
| W | %Fresno State | 1-0 |
| L | %USL | 0-1 |
| W | %LSU | 2-1 |
| L | %Stanford | 0-8 |
| W | @Florida A&M | 2-1 |
| W | @Illinois-Chicago | 4-0 |
| W | @Alabama | 5-4 |
| W | @Maryland | 3-1 |
| W | @Iowa | 3-2 |
| W | South Florida | 4-3 |
| W | @Mississippi | 2-0 |
| L | @Michigan | 0-8 |
| L | *Florida | 3-4 |
| W | *Florida | 7-6 |
| W | *Florida | 5-1 |
| W | *Florida | 6-5 |
| L | Illinois-Chicago | 0-5 |
| W | Illinois-Chicago | 6-1 |
| W | Iona | 3-0 |
| W | Iona | 8-0 |
| W | Furman | 8-0 |
| W | Furman | 3-0 |
| W | *Mississippi State | 1-0 |
| L | *Mississippi State | 2-5 |
| W | *Mississippi | 6-5 |
| W | *Mississippi | 11-2 |
| L | *Kentucky | 2-4 |
| W | *Kentucky | 6-3 |
| W | *Kentucky | 3-2 |
| W | *Kentucky | 8-1 |
| W | Campbell | 8-0 |
| W | Campbell | 6-0 |
| W | *Tennessee | 2-1 |
| L | *Tennessee | 4-5 |
| L | *Tennessee | 0-8 |
| L | *Tennessee | 1-4 |
| L | *Arkansas | 0-1 |
| L | *Arkansas | 0-1 |
| L | *LSU | 0-1 |
| L | *LSU | 0-6 |
| W | Coastal Carolina | 5-1 |
| W | Coastal Carolina | 7-4 |
| W | *Georgia | 1-0 |
| W | *Georgia | 3-1 |
| W | *Georgia | 2-0 |
| W | *Georgia | 1-0 |
| L | *Alabama | 0-2 |
| W | *Alabama | 3-0 |
| W | *Auburn | 4-0 |
| W | *Auburn | 2-1 |
| L | ^Arkansas | 1-4 |
| W | ^Georgia | 4-0 |
| L | ^Mississippi State | 1-2 |
| L | \$Texas Tech | 0-1 |
| W | \$ Florida A&M | 1-3 |
| W | \$ Pacific | 2-1 |
| L | \$ Texas Tech | 1-4 |

* SEC Game; #ASU Tournament (Phoenix, AZ); %NCAA Leadoff Classic (Columbus, GA); @USF/Speedline Classic (Tampa, FL); ^SECTournament (Columbus, GA); \$ NCAA Regionals (Fresno, CA)

2000
Record: 41-28; 11-16 SEC
Coach: Joyce Compton

| W-L | Opponent | Score |
|-----|--------------------|-------|
| L | #Texas A&M | 3-4 |
| L | #Arizona | 2-3 |
| L | #Fresno State | 0-3 |
| L | #Arizona State | 1-2 |
| W | #Tenn. Chattanooga | 3-1 |
| W | Georgia State | 6-0 |
| W | Georgia State | 8-0 |
| W | Charlotte | 8-0 |
| W | Charlotte | 3-0 |
| W | %Indiana | 4-0 |
| W | %South Florida | 9-1 |
| L | %Auburn | 2-4 |
| W | %Kent State | 11-0 |
| W | %Michigan | 2-1 |
| W | North Carolina | 4-3 |
| L | North Carolina | 2-3 |
| W | *Auburn | 5-4 |
| L | *Auburn | 2-3 |
| L | %Maryland | 0-4 |
| W | %Purdue | 2-1 |
| W | %Connecticut | 1-0 |
| L | %Illinois-Chicago | 0-1 |
| W | %Hofstra | 3-4 |
| W | %Georgia | 2-0 |
| W | %South Florida | 9-1 |
| W | %Mississippi State | 2-1 |
| W | %Florida | 9-2 |
| W | Furman | 2-1 |
| W | Furman | 8-0 |
| W | *Florida | 7-1 |
| L | *Florida | 0-7 |
| W | *Florida | 6-1 |
| L | *Florida | 0-12 |
| W | *Mississippi State | 2-1 |
| L | *Mississippi State | 2-6 |
| L | *Mississippi | 0-1 |
| W | *Mississippi | 10-2 |
| W | *Alabama | 1-0 |
| L | *Alabama | 3-4 |
| W | *Tennessee | 7-2 |
| W | *Tennessee | 4-2 |
| L | *Tennessee | 4-16 |
| L | *Kentucky | 0-1 |
| W | *Kentucky | 4-1 |
| W | *Kentucky | 4-2 |
| L | *Kentucky | 5-6 |
| W | *LSU | 6-2 |
| L | *LSU | 0-6 |
| L | *Arkansas | 0-4 |
| L | *Arkansas | 3-4 |
| L | Coastal Carolina | 5-7 |
| W | Coastal Carolina | 5-2 |
| L | *Georgia | 1-2 |
| L | *Georgia | 0-2 |
| L | *Georgia | 0-2 |
| L | *Georgia | 0-1 |
| W | Georgia Southern | 8-0 |
| W | Georgia Southern | 7-0 |
| W | Virginia Tech | 3-0 |
| W | Virginia Tech | 3-1 |
| W | ^Kentucky | 1-2 |
| W | ^Alabama | 4-1 |
| L | ^Arkansas | 1-3 |
| W | ^Arkansas | 2-1 |
| W | ^LSU | 1-0 |
| W | \$UMass | 10-0 |
| L | \$Nebraska | 0-11 |
| W | \$Illinois State | 7-4 |
| L | \$Nebraska | 0-9 |

* SEC Game; #Fiesta Bowl Tournament (Phoenix, AZ); %Gladstone's Tournament (Tampa, FL); @USF/Speedline Classic (Tampa, FL); ^SECTournament (Columbus, GA); \$ NCAA Regionals (Tucson, AZ)

2001
Record: 40-20-1; 18-8 SEC
Coach: Joyce Compton

| W-L | Opponent | Score |
|-----|----------------------|-------|
| W | North Carolina | 1-0 |
| L | North Carolina | 0-1 |
| W | Georgia Southern | 12-0 |
| W | Georgia Southern | 6-1 |
| W | #Nebraska | 2-1 |
| L | #Arizona State | 2-8 |
| L | #Washington | 1-5 |
| W | #New Mexico State | 6-0 |
| L | #Arizona | 0-8 |
| W | ^Washington | 5-3 |
| W | ^Hofstra | 5-2 |
| W | ^South Florida | 7-0 |
| L | ^Maryland | 3-4 |
| L | ^Notre Dame | 0-1 |
| L | %Oregon State | 1-2 |
| W | %San Diego State | 1-0 |
| W | %Oklahoma | 4-0 |
| W | %Washington | 3-2 |
| T | %Stanford | 0-0 |
| L | Virginia Tech | 1-4 |
| W | Virginia Tech | 2-1 |
| W | Pittsburgh | 3-0 |
| W | Pittsburgh | 3-0 |
| W | *Arkansas | 2-1 |
| W | *Arkansas | 1-0 |
| L | *Arkansas | 0-4 |
| W | Southern Mississippi | 4-0 |
| W | Southern Mississippi | 2-0 |
| W | *Mississippi State | 7-1 |
| L | *Mississippi State | 0-1 |
| W | *Mississippi State | 2-0 |
| L | *Louisiana State | 1-2 |
| W | *Louisiana State | 3-2 |
| L | *Louisiana State | 0-4 |
| W | *Georgia | 6-0 |
| W | *Georgia | 5-3 |
| W | *Tennessee | 1-0 |
| W | *Tennessee | 4-0 |
| W | *Tennessee | 1-0 |
| W | *Auburn | 5-3 |
| W | *Auburn | 10-0 |
| W | *Auburn | 4-3 |
| W | *Kentucky | 3-0 |
| L | *Kentucky | 1-2 |
| L | *Kentucky | 5-6 |
| L | Furman | 0-1 |
| W | Furman | 4-0 |
| L | *Florida | 1-4 |
| W | *Florida | 3-0 |
| W | *Florida | 3-1 |
| W | Coastal Carolina | 8-0 |
| W | Coastal Carolina | 6-1 |
| W | *Alabama | 1-0 |
| L | *Alabama | 2-8 |
| W | *Alabama | 2-1 |
| W | &Kentucky | 5-1 |
| W | &Alabama | 2-0 |
| W | &Arkansas | 1-0 |
| L | &Louisiana State | 0-1 |
| L | !DePaul | 2-3 |
| L | !Illinois State | 0-1 |

*SEC Game; #Fiesta Bowl Tournament (Phoenix, AZ); %NCAA Leadoff Classic (Columbus, GA); ^USF Tournament (Tampa, FL); & SEC Tournament (Columbus, GA); !NCAA Regionals (Iowa City, IA)



SOUTH CAROLINA



2007 GAMECOCK SOFTBALL

All-Time Results

2002
Record: 46-20; 20-10 SEC
Coach: Joyce Compton

| W-L | Opponent | Score |
|-----|---------------------|-------|
| W | Louisville! | 3-2 |
| L | Florida Atlantic! | 0-1 |
| W | Florida State! | 4-0 |
| L | Washington | 1-8 |
| W | Georgia Southern | 1-0 |
| W | Georgia Southern | 7-3 |
| W | UAB@ | 5-0 |
| W | Tennessee Tech@ | 4-1 |
| L | Jacksonville State@ | 0-2 |
| W | E. Tenn. State@ | 8-0 |
| W | Charlotte | 9-1 |
| W | Charlotte | 3-2 |
| L | North Carolina | 8-9 |
| L | North Carolina | 1-8 |
| L | Michigan# | 0-5 |
| W | Ohio# | 9-1 |
| W | Missouri# | 6-0 |
| W | Michigan State# | 2-1 |
| W | Central Michigan# | 2-0 |
| W | UNC-Greensboro | 6-0 |
| W | UNC-Greensboro | 9-1 |
| W | *Arkansas | 4-0 |
| L | *Arkansas | 2-5 |
| W | *Arkansas | 4-1 |
| W | Furman | 8-0 |
| W | Furman | 7-0 |
| W | *Mississippi State | 4-2 |
| W | *Mississippi State | 5-2 |
| L | *Mississippi State | 10-11 |
| L | *LSU | 0-6 |
| L | *LSU | 0-8 |
| L | *LSU | 0-1 |
| W | E. Tenn. State | 9-0 |
| W | E. Tenn. State | 14-0 |
| W | *Tennessee | 5-4 |
| W | *Tennessee | 8-2 |
| W | *Tennessee | 4-3 |
| W | *Auburn | 4-2 |
| W | *Auburn | 3-1 |
| W | *Auburn | 3-2 |
| W | *Georgia | 4-3 |
| W | *Georgia | 2-1 |
| L | *Georgia | 1-2 |
| W | *Kentucky | 4-0 |
| W | *Kentucky | 5-0 |
| W | *Kentucky | 2-0 |
| L | *Florida | 0-1 |
| L | *Florida | 1-2 |
| W | *Florida | 1-0 |
| W | *Alabama | 3-1 |
| L | *Alabama | 5-6 |
| L | *Alabama | 3-4 |
| W | Coastal Carolina | 5-0 |
| W | Coastal Carolina | 4-1 |
| W | *Ole Miss | 5-4 |
| W | *Ole Miss | 10-0 |
| W | *Ole Miss | 4-0 |
| W | Mississippi State\$ | 11-5 |
| W | Alabama\$ | 6-4 |
| L | Georgia\$ | 5-6 |
| L | Georgia\$ | 3-4 |
| W | Eastern Kentucky % | 2-1 |
| L | Georgia% | 0-1 |
| W | Georgia% | 9-3 |
| W | UCLA% | 2-1 |
| L | UCLA% | 0-1 |

* SEC Game; ! Seminole Challenge; @ Gamecock Invitational; # Plant City Tournament; \$ SEC Tournament; % NCAA Regionals

2003
Record: 41-20; 18-10 SEC
Coach: Joyce Compton

| W-L | Opponent | Score |
|-----|----------------------|-------|
| W | North Carolina | 3-0 |
| W | North Carolina | 4-0 |
| W | UNC-Greensboro! | 3-1 |
| W | Georgia Tech! | 8-0 |
| L | Boston College! | 2-3 |
| W | UNC-Greensboro! | 3-0 |
| L | UCLA@ | 0-12 |
| W | UNLV@ | 6-0 |
| W | Oregon State@ | 4-3 |
| L | Cal State Fullerton@ | 1-6 |
| L | Nebraska@ | 1-9 |
| L | Washington^ | 1-2 |
| W | Temple^ | 7-4 |
| W | Michigan^ | 3-0 |
| W | Western Michigan# | 5-1 |
| W | Troy State# | 13-0 |
| W | Virginia Tech# | 8-4 |
| W | Virginia | 4-1 |
| W | Virginia | 2-0 |
| L | *Mississippi State | 2-6 |
| W | *Mississippi State | 11-3 |
| W | *Mississippi State | 5-2 |
| W | Northern Illinois | 5-0 |
| W | Northern Illinois | 4-1 |
| W | *LSU | 3-2 |
| L | *LSU | 0-6 |
| W | *Arkansas | 5-2 |
| W | *Arkansas | 6-1 |
| W | *Arkansas | 5-1 |
| W | *Auburn | 12-1 |
| L | *Auburn | 1-2 |
| W | *Auburn | 4-0 |
| W | *Tennessee | 9-1 |
| L | *Tennessee | 0-2 |
| L | *Tennessee | 0-1 |
| W | *Kentucky | 7-0 |
| W | *Kentucky | 7-2 |
| W | *Kentucky | 6-0 |
| L | *Georgia | 0-4 |
| L | *Georgia | 2-10 |
| W | *Florida | 2-1 |
| W | *Florida | 3-1 |
| W | *Florida | 2-1 |
| L | *Alabama | 3-6 |
| W | *Alabama | 5-1 |
| L | *Alabama | 3-2 |
| W | Furman | 6-0 |
| W | Furman | 9-1 |
| W | *Ole Miss | 6-2 |
| W | *Ole Miss | 1-0 |
| L | *Ole Miss | 1-2 |
| L | Coastal Carolina | 6-7 |
| W | Coastal Carolina | 8-0 |
| L | Florida\$ | 2-6 |
| W | Mississippi State\$ | 2-1 |
| L | LSU\$ | 1-5 |
| W | Princeton% | 8-7 |
| L | Texas A&M% | 0-5 |
| W | CS Northridge% | 5-3 |
| W | Boston College% | 5-2 |
| L | Texas A&M% | 3-6 |

* SEC Game; ! Carolina Invitational; @ Las Vegas Invitational; ^ Lead-Off Classic; # Plant City Tournament; \$ SEC Tournament; % NCAA Regionals

2004
Record: 28-24; 12-18 SEC
Coach: Joyce Compton

| W-L | Opponent | Score |
|-----|---------------------|-------|
| W | Charlotte | 8-0 |
| W | Charlotte | 13-0 |
| W | UNC | 3-2 |
| W | UNC | 3-1 |
| W | Middle Tennessee% | 5-0 |
| W | Col. of Charleston% | 4-0 |
| W | Radford% | 11-3 |
| W | Col. of Charleston% | 4-0 |
| L | Fresno State^ | 0-1 |
| W | Princeton^ | 6-0 |
| W | Arizona State^ | 5-3 |
| W | Michigan^ | 2-1 |
| L | Florida State^ | 1-3 |
| W | *Mississippi State | 2-1 |
| L | *Mississippi State | 0-8 |
| W | *Mississippi State | 7-4 |
| L | *LSU | 0-1 |
| W | *LSU | 6-4 |
| L | *LSU | 0-4 |
| W | *Arkansas | 6-1 |
| W | *Arkansas | 2-1 |
| W | *Arkansas | 6-5 |
| L | *Auburn | 0-1 |
| L | *Auburn | 1-5 |
| L | *Auburn | 5-6 |
| L | *Tennessee | 0-1 |
| L | *Tennessee | 2-3 |
| L | *Tennessee | 1-5 |
| W | *Kentucky | 3-2 |
| L | *Kentucky | 1-4 |
| W | *Kentucky | 4-0 |
| W | *Georgia | 7-3 |
| L | *Georgia | 0-3 |
| W | *Georgia | 2-0 |
| L | *Florida | 0-2 |
| L | *Florida | 3-4 |
| L | *Florida | 3-5 |
| W | *Alabama | 3-1 |
| L | *Alabama | 5-6 |
| L | *Alabama | 2-5 |
| W | Furman | 6-0 |
| W | Furman | 8-2 |
| L | *Ole Miss | 1-3 |
| W | *Ole Miss | 2-1 |
| L | *Ole Miss | 1-2 |
| W | Coastal Carolina | 10-2 |
| W | Coastal Carolina | 2-1 |
| L | LSU & | 0-2 |
| L | Auburn & | 0-2 |
| L | La.-Lafayette! | 0-1 |
| W | Centenary! | 8-3 |
| L | Northwestern! | 3-5 |

* SEC Game; % Gamecock Invitational; ^ Lead-Off Classic; & SEC Tournament; ! NCAA Regionals

2005
Record: 28-28-1; 11-16 SEC
Coach: Joyce Compton

| W-L | Opponent | Score |
|-----|--------------------|-------|
| W | %Stephen F. Austin | 6-0 |
| W | %Coastal Carolina | 8-2 |
| W | %UNC-Greensboro | 8-0 |
| L | %Coastal Carolina | 2-3 |
| W | Charlotte | 4-0 |
| W | Charlotte | 3-0 |
| W | \$Wisconsin | 9-0 |
| L | Virginia Tech | 5-6 |
| L | Virginia Tech | 0-3 |
| W | &SE Louisiana | 3-1 |
| L | &Florida State | 2-4 |
| L | &Syracuse | 1-2 |

| | | |
|---|--------------------|------|
| W | &SE Louisiana | 7-1 |
| L | &Syracuse | 3-10 |
| W | ^Southern Illinois | 2-0 |
| L | ^Michigan | 3-9 |
| W | ^Georgia Tech | 2-0 |
| W | ^UMASS | 6-1 |
| W | @Boston | 7-6 |
| W | @Gardner-Webb | 13-7 |
| L | @Ohio State | 0-3 |
| W | @South Dakota St. | 15-2 |
| W | @Mercer | 7-2 |
| L | @Auburn | 4-6 |
| W | *Arkansas | 6-1 |
| W | *Arkansas | 3-0 |
| W | *Arkansas | 5-3 |
| W | *LSU | 4-3 |
| L | *LSU | 3-4 |
| W | *LSU | 2-0 |
| L | *Tennessee | 1-9 |
| L | *Tennessee | 0-12 |
| L | *Auburn | 8-10 |
| L | *Auburn | 2-11 |
| W | North Carolina | 4-1 |
| W | North Carolina | 3-1 |
| W | *Kentucky | 12-2 |
| W | *Kentucky | 10-1 |
| L | *Georgia | 0-1 |
| L | *Georgia | 1-6 |
| L | *Georgia | 2-9 |
| L | *Florida | 0-1 |
| L | *Florida | 0-3 |
| L | *Florida | 2-4 |
| L | Winthrop | 0-2 |
| T | Winthrop | 0-0 |
| L | *Alabama | 0-11 |
| L | *Alabama | 1-7 |
| L | *Alabama | 2-9 |
| L | *Ole Miss | 1-4 |
| W | *Ole Miss | 5-2 |
| W | *Ole Miss | 2-0 |
| W | *Mississippi State | 3-2 |
| W | *Mississippi State | 7-5 |
| L | *Mississippi State | 2-3 |
| L | #Auburn | 0-8 |
| L | #Mississippi State | 1-4 |

* SEC Game; % Gamecock Invitational; \$ Kajikawa Classic; & Sunshine Tournament; ^ Leadoff Classic; @ Buzz Classic; # SEC Tournament

2006
Record: 28-30; 8-21 SEC
Coach: Joyce Compton

| W-L | Opponent | Score |
|-----|---------------------|-------|
| W | @Purdue | 2-0 |
| W | @Pittsburgh | 1-0 |
| L | @Bethune-Cookman | 2-3 |
| W | @Florida Atlantic | 2-1 |
| L | @East Carolina | 1-2 |
| W | Winthrop | 1-0 |
| W | Winthrop | 6-0 |
| W | #Iowa State | 3-0 |
| L | #Florida State | 3-4 |
| L | #Iowa State | 0-1 |
| W | #Florida State | 4-2 |
| W | Charlotte | 2-1 |
| L | %Fordham | 3-4 |
| W | %N.C. State | 3-0 |
| W | %Georgia Southern | 7-0 |
| W | Campbell | 3-2 |
| W | Campbell | 5-4 |
| W | &North Dakota State | 7-1 |
| W | &Princeton | 5-4 |
| W | &Canisius | 9-1 |
| W | &North Carolina | 4-3 |
| W | &Memphis | 2-1 |
| L | *Alabama | 1-6 |



SOUTH CAROLINA



2007 GAMECOCK SOFTBALL

All-Time Results

| | | |
|---|-----------------------|------|
| L | *Alabama | 0-7 |
| L | *Alabama | 0-8 |
| W | Eastern Kentucky | 6-1 |
| W | *Kentucky | 5-2 |
| L | *Kentucky | 0-2 |
| L | *Kentucky | 1-2 |
| W | College of Charleston | 8-7 |
| W | College of Charleston | 7-0 |
| L | *Mississippi State | 3-4 |
| L | *Mississippi State | 1-2 |
| W | *Mississippi State | 6-2 |
| L | Virginia Tech | 0-1 |
| L | Virginia Tech | 1-2 |
| L | *LSU | 0-9 |
| L | *LSU | 0-1 |
| L | *LSU | 0-8 |
| L | *Georgia | 0-10 |
| L | *Georgia | 2-5 |
| L | *Georgia | 3-10 |
| W | *Arkansas | 3-0 |
| W | *Arkansas | 1-0 |
| L | Coastal Carolina | 1-2 |
| L | Coastal Carolina | 5-6 |
| L | *Tennessee | 0-7 |
| L | *Tennessee | 3-5 |
| L | *Tennessee | 0-3 |
| W | *Ole Miss | 3-2 |
| W | *Ole Miss | 2-0 |
| L | *Ole Miss | 4-5 |
| W | *Auburn | 5-2 |
| L | *Auburn | 0-4 |
| W | *Auburn | 7-1 |
| L | *Florida | 2-5 |
| L | *Florida | 2-3 |
| L | *Florida | 1-6 |

* SEC Game; @ Worth Invitational; # Seminole Classic; % Gamecock Invitational; & Tar Heel Invitational

Record Tidbits

All-Time Won-Loss Record

1125-486-6 (.697) - 33 Years

All-Time SEC Record

155-122 (.560) - 10 Years

Record in the '00s

252-158-1 (.614)

Carolina in the Final Polls

(NFC A Polls - 1995-Present)/(USA

Softball/ESPN Polls - 2003-Present)

| | | |
|------|-------|-----------|
| 1995 | | 16th |
| 1996 | | 10th |
| 1997 | | 7th |
| 1998 | | n/a |
| 1999 | | 19th |
| 2000 | | 22nd |
| 2001 | | 23rd |
| 2002 | | 12th |
| 2003 | | 21st/24th |
| 2004 | | NA/NA |
| 2005 | | NA/NA |
| 2006 | | NA/NA |

vs. All Opponents

| | | |
|------------------------|-------|---------|
| Adelphi | | 9-3 |
| Akron | | 1-0 |
| Alabama | | 14-16 |
| Alabama-Birmingham | | 1-0 |
| Allen | | 1-0 |
| American International | | 1-0 |
| Arkansas | | 18-9 |
| Arizona | | 2-5 |
| Arizona State | | 6-3 |
| Auburn | | 18-12 |
| Austin Peay | | 1-0 |
| Ball State | | 2-1 |
| Barrington (R.I.) | | 3-0 |
| Baylor | | 3-0-1 |
| Benedict | | 3-0 |
| Bethune Cookman | | 0-1 |
| Bloomsburg State | | 1-2 |
| Boston | | 1-0 |
| Boston College | | 4-1 |
| Bowling Green | | 3-1 |
| Bradley | | 1-0 |
| Brown | | 4-0 |
| California | | 0-1 |
| Cal Poly SLO | | 1-0 |
| Cal State Fullerton | | 0-5 |
| Cal State Long Beach | | 0-1 |
| Cal State Northridge | | 2-2 |
| Campbell | | 8-0 |
| Canisius | | 2-0 |
| Centenary | | 3-0 |
| Central Michigan | | 10-4 |
| Central Wesleyan | | 1-0 |
| Charleston Southern | | 9-0 |
| Charlotte | | 28-2 |
| Clafin | | 3-0 |
| Clemson | | 1-0 |
| Coastal Carolina | | 37-5 |
| Coker | | 4-0 |
| Colgate | | 1-0 |
| College of Charleston | | 4-0 |
| Connecticut | | 4-0 |
| Coppin State | | 2-0 |
| Cortland | | 1-0 |
| Cortland State | | 3-0 |
| Creighton | | 3-3 |
| Dayton | | 1-0 |
| Delaware | | 1-0 |
| Delta State | | 1-2 |
| DePaul | | 0-2 |
| Detroit | | 1-0 |
| East Carolina | | 19-2 |
| East Stroudsburg St. | | 2-2 |
| East Tennessee State | | 3-0 |
| Eastern Illinois | | 2-1 |
| Eastern Kentucky | | 2-1 |
| Eastern Michigan | | 6-4 |
| Erskine | | 4-1 |
| Evansville | | 1-0 |
| Farleigh-Dickinson | | 3-0 |
| Florida | | 19-20 |
| Florida A&M | | 2-0 |
| Florida Atlantic | | 4-1 |
| Florida State | | 20-21 |
| Fordham | | 0-1 |
| Francis Marion | | 9-0 |
| Fresno State | | 1-3 |
| Furman | | 54-10-1 |
| Gardner-Webb | | 1-0 |
| George Mason | | 7-1 |
| Georgia | | 20-18 |
| Georgia Southern | | 40-0 |
| Georgia State | | 33-5 |
| Georgia Tech | | 20-0 |
| Glassboro | | 1-0 |

| | | |
|---------------------|-------|--------|
| Hawaii | | 0-2 |
| Hofstra | | 7-0 |
| Illinois-Chicago | | 4-2 |
| Illinois State | | 5-5 |
| Indiana | | 6-10-1 |
| Indiana State | | 5-0 |
| Iona | | 2-0 |
| Iowa | | 3-2 |
| Iowa State | | 3-1 |
| Ithaca | | 7-2 |
| Jacksonville State | | 0-1 |
| Kansas | | 2-2 |
| Kansas State | | 1-0 |
| Kentucky | | 26-8 |
| Kent State | | 2-0 |
| Kutztown | | 2-0 |
| Limestone | | 2-0 |
| Louisiana State | | 10-20 |
| Louisiana Tech | | 7-24 |
| Louisville | | 1-0 |
| Maine | | 3-0 |
| Marshall | | 0-1 |
| Maryland | | 4-1 |
| Massachusetts | | 9-1-1 |
| McNeese State | | 1-0 |
| Memphis | | 1-0 |
| Mercer | | 1-0 |
| Miami (Ohio) | | 5-0 |
| Michigan | | 7-6 |
| Michigan State | | 1-1 |
| Middle Tenn State | | 1-0 |
| Minnesota | | 2-0 |
| Mississippi | | 18-6 |
| Mississippi College | | 4-0 |
| Mississippi State | | 21-12 |
| Missouri | | 3-0 |
| Montclair State | | 1-0 |
| Nebraska | | 2-5 |
| New Mexico | | 2-1 |
| New Mexico State | | 2-1 |
| Nicholls State | | 14-6 |
| North Carolina | | 47-10 |
| NC State | | 1-0 |
| NC-Greensboro | | 6-1 |
| NC-Wilmington | | 4-0 |
| North Dakota State | | 1-0 |
| North Texas State | | 2-0 |
| Northeast Louisiana | | 5-0 |
| Northeast Missouri | | 1-0 |
| Northern Illinois | | 6-1 |
| Northern Iowa | | 1-0 |
| Northern Oklahoma | | 1-0 |
| Northwest Illinois | | 1-0 |
| Northwestern | | 5-3 |
| NW Louisiana | | 3-1 |
| Notre Dame | | 6-3 |
| Ohio | | 6-0 |
| Ohio State | | 2-1 |
| Oklahoma | | 5-1 |
| Oklahoma City | | 4-0 |
| Oklahoma State | | 3-6 |
| Onondago | | 4-0 |
| Oregon | | 0-2 |
| Oregon State | | 1-2 |
| Pacific | | 2-0 |
| Penn State | | 7-1 |
| Pittsburgh | | 3-0 |
| Pomona | | 0-2 |
| Portland State | | 0-1 |
| Prentiss Institute | | 1-0 |
| Princeton | | 10-0 |
| Purdue | | 2-0 |
| Radford | | 1-0 |
| Rhode Island | | 8-1 |
| Rider | | 1-0 |
| Robert Morris | | 3-0 |
| Rutgers | | 10-4 |
| St. Mary's | | 1-1 |

| | | |
|-----------------------|-------|--------------------------|
| Sam Houston | | 4-3 |
| Samford | | 4-1 |
| Santa Barbara | | 0-2 |
| SE Louisiana | | 2-0 |
| Seton Hall | | 2-0 |
| South Dakota State | | 1-0 |
| South Florida | | 20-7 |
| South Houston | | 1-0 |
| Southern Illinois | | 3-0 |
| Southern Mississippi | | 3-0 |
| Southwest Missouri | | 2-1 |
| Southwest Texas State | | 1-0 |
| SW Louisiana (ULL) | | 4-21 |
| Stanford | | 0-1-1 |
| Stetson | | 2-0 |
| Stephen F. Austin | | 1-0 |
| Syracuse | | 0-2 |
| Temple | | 3-0 |
| Tennessee | | 15-17 |
| Tenn-Chattanooga | | 2-0 |
| Tennessee Tech | | 3-1 |
| Texas | | 1-0 |
| Texas A&M | | 11-14 |
| Texas-Arlington | | 5-2 |
| Texas Tech | | 0-2 |
| Texas Wesleyan | | 2-0 |
| Texas Women's Univ. | | 0-1 |
| Toledo | | 10-1 |
| Towson State | | 1-0 |
| Trenton | | 1-0 |
| Trenton State | | 2-1 |
| Troy State | | 1-0 |
| U.S. International | | 0-1 |
| UCLA | | 1-10 |
| UNLV | | 3-4 |
| Utah | | 3-4 |
| Utah State | | 2-6 |
| Villanova | | 2-0 |
| Virginia | | 29-5 |
| Virginia Tech | | 4-5 |
| Voorhees | | 2-0 |
| Washington | | 4-5 |
| Wayne State | | 1-3 |
| West Virginia | | 2-0 |
| Westchester | | 1-0 |
| Western Illinois | | 4-1 |
| Western Michigan | | 4-3 |
| Wichita State | | 2-0 |
| Winthrop | | 40-6-1 |
| Wisconsin | | 1-0 |
| Wright State | | 3-0 |
| Yale | | 1-0 |
| Youngstown State | | 2-0 |
| Total | | 1125-486-6 (.697) |





2007 GAMECOCK SOFTBALL

Beckham Field: Home of Gamecock Softball

There is a plot of land nestled just off of Marion St. in Columbia, S.C. that for more than 20 years has served as the home to Gamecock Softball. Although the actual field has been altered a couple of times, the area where Beckham Field sits has been the site of many memorable Gamecock softball moments over the years and in 2005, the field turned 20.

Opened in 1986 as Lady Gamecock Field, the site is the oldest in the Southeastern Conference and among the oldest in the sport. Softball is a tradition at South Carolina and the Gamecocks are known for its solid reputation throughout the country.

"We are very grateful to Dave and Mitzi Beckham for their support of our program through their donation that allowed us to build a new facility in 1997," said Head Coach Joyce Compton. "Having such a facility affords our players the opportunity to play on a quality field and our fans a chance to enjoy a first class venue."

Beckham Field has seen changes over the years. In 1997, lights were added for the enjoyment of night games and in 1999, renovations expanded seating capacity from 1,000 to 1,500. In 2004, Beckham Field continued to expand with the addition of a 42' x 100' covered hitting facility. Landscaping projects now greet spectators at the entrance of the field and new asphalt was placed to improve the walkways, which are now more handicap accessible.

Beckham Field was dedicated in April of 1999 honoring David and Mitzi Beckham, who are longtime supporters of Gamecock Softball. The Beckhams are at every home softball game and sit on the top row in front of the press box.

Four NCAA Regionals have been hosted at Beckham Field since 1994. In 2002, the Gamecocks compiled a record 28 wins at Beckham Field, their best home record ever. In 2002, the Gamecocks claimed the program's 1,000th win as they defeated top-ranked UCLA in NCAA Regional action.

In 21 years, the Gamecocks have posted an impressive 392-112-1 home record for a winning percentage of .777. In the 1997 NCAA Championship Regional, a record 2,250 fans watched the Gamecocks capture the Regional Championship. The attendance number was the highest single-game crowd of any of the eight NCAA Regional sites that year.

Since 1997, Beckham Field has hosted several large crowds of softball spectators. There are six games in which attendance has surpassed the 1,000 mark.

Beckham Field has not only been home to many of Carolina's softball elite players, but it has been the only field that head coach Joyce Compton has called home during her Gamecock tenure.



Beckham Field All-Time Record

| | |
|---------------|------------------------------------|
| 1986 | 15-10 |
| 1987 | 21-2 |
| 1988 | 16-0 |
| 1989 | 20-3 |
| 1990 | 15-2 |
| 1991 | 18-3 |
| 1992 | 23-1 |
| 1993 | 22-6-1 |
| 1994 | 20-5 - Hosted NCAA Regionals |
| 1995 | 26-5 - Hosted NCAA Regionals |
| 1996 | 10-2 |
| 1997 | 27-1 - Hosted NCAA Regionals |
| 1998 | 16-8 |
| 1999 | 21-8 |
| 2000 | 14-8 |
| 2001 | 17-8 |
| 2002 | 28-5 - Hosted NCAA Regionals |
| 2003 | 19-7 |
| 2004 | 16-7 |
| 2005 | 11-13 |
| 2006 | 17-8 |
| TOTALS | 21 Years - 392-112-1 (.777) |

Beckham Field Records

| | |
|-------------------------------|---|
| Most Games Played in a Season | 33 (2002) |
| Most Wins in a Season | 28 (2002) |
| Most Consecutive Wins | 21 (1995) |
| Most Losses | 13 (2005) |
| Most Consecutive Losses | 6 (2005) |
| Best Home Record | 16-0 (1988) |
| Worst Home Record | 11-13 (2005) |
| Most Runs Scored by USC | 17 (1990, vs. UNC-W) |
| Most Runs by Opponent | 12 (1998-LSU; 2000-Florida; 2005-Tennessee) |
| Most Combined Runs Scored | 20 (2005, vs. G.-Webb) |

Beckham Field's Top Attendance Records

| | | |
|----------|----------------|-----------|
| 1. 2,250 | Kansas | 05/18/97* |
| 2. 1,711 | UNC-Greensboro | 05/16/97* |
| 3. 1,600 | Kansas | 05/17/97* |
| 4. 1,400 | Georgia | 05/18/02* |
| 5. 1,076 | Tennessee | 04/05/97 |
| 6. 1,038 | UNC | 02/02/03 |

* = NCAA Regional **Attendance records were not kept until 1997







The Game®



Official headwear for
South Carolina Softball.

