

History of the Program

Humble Beginnings

While 1974-75 was the first season for women's basketball as an athletic department sponsored-sport at South Carolina, that wasn't the start of women playing basketball on the USC campus.

Women's basketball at USC dates back to at least 1922 when women played against each other and against other schools. Co-ed Athletics was the term given to the women's sports teams at the University. In the 1920s, women learned how to play tennis, volleyball and basketball.

In 1923, the South Carolina co-ed basketball team began competing against teams from other schools such as Newberry, the College of Charleston, Columbia High School and Anderson. Nicknamed the "Pullets", the USC co-eds put together a 7-6 record and made a road trip to Charleston, an unheard of feat for young women, to play the College of Charleston.

In 1925, the team again made news as it made two notable departures from the customs of former teams at Carolina. The first change was the wearing of regular basketball uniforms with numerals, similar to those used by the men's teams. The second change was even more eye-raising as the Pullets were the first women's team in the state to make out-of state road trips.

The 1925 team compiled a record of 5-7 and made a five-game five-day trip to Virginia to take on the women's basketball teams at Fredericksburg, Westhampton, Farmville and William & Mary.

In the 1930s, the women continued playing basketball but instead of playing against other schools, they were divided by their class (freshmen, sophomores, juniors and seniors) for competition. In 1936, the Women's Athletic Association was organized by the University to encourage athletic competition among women. Comprised of one member of each sorority, dormitory and independent group on campus, the WAA sponsored tournaments for sorority and non-sorority groups as they competed for the Carolina Championship Cup in basketball, tennis and volleyball. These WAA competitions were the beginning of the intramural programs that South Carolina still offers today.

In the 1940s and 1950s, the women's basketball teams were allowed to organize into teams by themselves and after the championships were awarded, the WAA gave public exhibitions in all of the University's Co-Ed sports of basketball, swimming and volleyball. Several sports such as fencing, rifle, archery, badminton, bowling, softball and horseback riding were also added to the instructional activities list during this decade.

In 1953, the WAA attracted a large membership of women and the Association adopted a "Points System." Similar to a "letterman's club," women were awarded Block C's and stars for their athletic achievements. The intramural basketball continued into the 1960s, and women began to take their basketball, and participating in sports, more seriously.

The Basis for Today

There have been many moments of success throughout South Carolina women's basketball history. The Gamecocks have won 58 percent of their games, a composite 564-413 record over the past 33 seasons, claimed five Metro Conference regular-season championships and three Metro Tournament titles. They have participated in eight NCAA Tournaments, including an Elite Eight appearance in 2002 and two Sweet 16 appearances, and have captured one Women's NIT Championship.

The program has grown from affiliation with the Association of Intercollegiate Athletics for Women (AIAW) to equal membership with the varsity men's programs in the National Collegiate Athletic Association (NCAA).

Women's basketball began competing as a club team in 1967, without a budget or uniforms, facing other college club squads across South Carolina. In 1970, the basketball team (and the volleyball club team) was placed under the Student Affairs Division of the Physical Education department with a small budget. Subsequently, new club teams were added; gymnastics and tennis in 1968; softball in 1971 and swimming in 1972.

In 1973, the women's basketball club team appeared in the Carolina Coliseum for the first time with two games scheduled as preliminaries to men's games. The doubleheader games were a big success with the fans. The USC team was so competitive that the USC Athletics Department took the women's club team under its wing.

Starting in January of 1974, the self-appointed "Carolina Chicks" became a varsity sport at South Carolina with a newly created position, Associate Director of Athletics for Women to lead the way. Selected to head up this new division Helen Timmermans, a professor in USC's School of Health and Physical Education, was selected to head up this new division.

In addition to her administrative role, Timmermans also served as the University's gymnastics coach for the first six seasons of that program's existence. The new Women's Athletics Director had a budget of \$41,000 to spend on her seven varsity sports (basketball, golf, gymnastics, softball, swimming, tennis and volleyball).

When looking for the first basketball coach, Timmermans named the highly successful club coach, Pam Backhaus, for the inaugural position. A member of the Kansas State women's varsity team during her college years, Backhaus was a member of the USC faculty in addition to her coaching duties. Peggy Harden, who had played at South Carolina in the previous four years, assisted Backhaus.

In January 1974, the Carolina Chicks took to the court as official members of the USC Athletics Department. The team finished its inaugural season as State Champions with a 15-7 mark and advanced into the AIAW Regional Playoffs.

During South Carolina's 1974-75 season, the team continued its winning ways under Backhaus with a 18-12 mark, a fourth-place finish in the state tournament and a spot in the AIAW Regional Playoffs. The women's program also enjoyed a boost in the yearly budget up to \$69,000 but lost golf as one of its seven varsity teams.

One of the biggest achievements for the women's athletic program in the 1974-75 season was the designation of the first woman athletic trainer in the state of South Carolina. Cheryl Hitchings, who was working on her master's degree at USC, was named as the athletic trainer for all of the women's teams.

The USC basketball team weathered a few changes in 1975-76. Frankie Porter came on board as the head coach, and more importantly, the first scholarships for female student-athletes were awarded during the 1975-76 academic year.

Three women's basketball players were among the 18 women who received scholarship aid for their athletic achievements: Charlene DuBose, Denise Nanney and Martha Suber.

In 1977, Pam Parsons took over the position as the Women's Athletics Director. Under her guidance, the Carolina Chicks would continue their success on the court and change their nickname to the Lady Gamecocks.

In the 1970's, the USC basketball program was led by Katrina Anderson, Nanney, DuBose, Joyce Gilbert, Maureen McCauley and Suber.

The Gamecocks continued their winning ways throughout the 1970's as they put together a 96-59 record, advanced to AIAW Regional Playoffs four consecutive years (1978-81) and won the 1980 regional, defeating Southern California and Northwestern.

After being eliminated from the AIAW Tournament in 1979, South Carolina won the National Women's Invitational Tournament in Amarillo, Texas, with wins over California, Oregon and Drake. The Gamecocks advanced to the Final Four in 1980 before losing to Tennessee in the semifinals and then defeated Louisiana Tech in the

- Intro
- Players
- Staff
- Opponents
- Review
- Records
- History



The 1925 South Carolina women's basketball team

South Carolina's Elite



Sheila Foster

Years Played: 1978-82
 Career Points: 2,266 (16.9 ppg)
 Career Rebounds: 1,427 (10.6 rpg)
 Career Field Goal Percentage: .540

Noting Foster

- :: Program's all-time leading scorer and rebounder
- :: University of South Carolina Hall of Fame inductee
- :: Jersey No. 53 is retired in her honor.
- :: Led the team to the 1979 NWIT Championship
- :: Led the Gamecocks to a 30-6 record in 1980, the only 30-win season in school history
- :: Wade Trophy Finalist in 1981 and 1982 and earned All-America recognition in 1980-81 and 1981-82



Shannon Johnson

Years Played: 1992-96
 Career Points: 2,230 (20.5 ppg)
 Career Rebounds: 597 (5.5 rpg)
 Career Assists: 467 (4.3 apg)

Noting Johnson

- :: The only player in school history to average 20 points or more per game in three separate seasons
- :: University of South Carolina Hall of Fame inductee
- :: Jersey No. 14 is retired in her honor.
- :: 1996 All-America honoree and Wade Trophy finalist
- :: Led South Carolina to winning seasons in three of her four years in Columbia.



Katrina Anderson

Years Played: 1977-79
 Career Points: 1,454 (20.5 ppg)
 Career Rebounds: 805 (11.3 rpg)
 Career Steals: 184 (2.6 spg)

Noting Anderson

- :: First All-America honoree in school history when she earned the recognition in 1979
- :: University of South Carolina Hall of Fame inductee
- :: Scored a school-record 754 points in 1977-78, then followed that up by scoring 700 points in 1978-99



Martha Parker

Years Played: 1985-89
 Career Points: 1,728 (13.9 per game)
 Career Rebounds: 728 (5.9 per game)
 Career Assists: 543 (4.4 per game)

Noting Parker

- :: University of South Carolina Hall of Fame inductee
- :: Jersey No. 13 is retired in her honor.
- :: Earned All-America honors in 1987-88 and 1988-89.

consolation game to claim third place.

The Gamecock basketball program advanced from competing as an independent school to membership in the Metro Conference in 1983-84. The team enjoyed eight years as one of the most dominating teams in the eight-team Metro Conference and won 167 games with only 81 defeats. South Carolina captured the Metro regular-season championship in 1986, 1988, 1989, 1990 and 1991 and also won the Metro Tournament championship in 1986, 1988 and 1990. South Carolina advanced to the Metro Tournament finals three other times.

During their tenure in the Metro Conference, the Gamecocks garnered many awards. Three players were named Metro Conference Player of the Year and Metro Tournament MVP during the 1980's; Brantley Southers 1985-86, Martha Parker 1987-88 and 1988-89 and Beth Hunt 1989-90. Head coach Nancy Wilson earned Coach of the Year honors in 1984-85 and 1990-91, while Martha Parker and Schonna Banner received back-to-back Newcomer of the Year awards in 1985-86 and 1986-87, respectively.

The Gamecocks have had six head coaches during their existence; Pam Backhaus, 1974-75 and 1976-77; Frankie Porter, 1975-76, Pam Parsons, 1977-82, Terry Kelly, 1982-84, Nancy Wilson 1985-1997 and current head coach Susan Walvius, who took over on April 28, 1997. Terry Kelly is the only male to have served as a Gamecock head coach.

Nancy Wilson, whose 227-152 record in 13 seasons accounts for USC records in both total wins and longevity, led the team to all of its Metro Conference championships. Pam Parsons, 101-43 had the best winning percentage at .701.

While many Gamecock teams have been ranked in either the Associated Press or ESPN/USA Today Polls, nine South Carolina squads have finished among the nation's top 25 in season-ending polls. South Carolina's 1980 AIAW Final Four and WNIT championship team, which compiled a 30-6 record, was ranked fifth in the final poll.

The 2001-02 Gamecock squad, which advanced into the Elite Eight of the NCAA Tournament, finished its season ranked at number six by the ESPN/USA Today poll. After defeating Duke on November 25, 2001, the Gamecocks joined the Associated Press poll for the first South Carolina national ranking in 11 years. That team went on to earn Carolina's first top-10 ranking in 20 years.

Since becoming affiliated with the NCAA in 1981-82, the Gamecocks have qualified for the NCAA Tournament eight times, playing in regionals in 1982, 1986, 1988, 1989, 1990, 1991, 2002 and 2003. In 2001-2002, the team advanced into the Elite Eight before losing the East Region Final to Duke.

On two other occasions, USC advanced to the NCAA Tournament Sweet 16. In 1982, the third-seeded Gamecocks swept through the Midwest Region before running into No. 2 Kentucky in the semifinals.

In 1990, the fifth-seeded Gamecocks enjoyed success in the Mideast Region before being eliminated by top-seed Washington in the semifinals.

The SEC Era

In 1991, South Carolina joined the Southeastern Conference, the toughest women's basketball conference in the country. The team struggled in early years, but under the watch of Walvius, USC began to make waves in the SEC.

During 2000-01, several Gamecocks were honored by the SEC. Columbia native Teresa Geter was named as the SEC Player of the Week on January 8, 2001, becoming just the third player in USC history to win the weekly honor.

South Carolina placed two players on the All-SEC second team with juniors Shaunzinski Gortman and Geter receiving the honors in 2000-01. It was the sixth time that a USC player had been named to the SEC's postseason squad.

During the 2001-02 season, the Gamecocks made their last year in the Carolina Coliseum a memorable one as the team put together one of the most successful seasons in USC basketball history.

The Gamecocks reminded fans of earlier USC women's basketball teams with a 25-7 record, a national ranking and the first NCAA Tournament appearance in 11 years. USC advanced to the Elite Eight for the first time in school history and came tantalizingly close to advancing to the Final Four. In the final ESPN/USA Today poll, South Carolina was ranked number six in the country.

The team compiled an all-time best 17-1 record in the Carolina Coliseum to conclude its 28-year homecourt run with a 216-88 mark and a .710 winning percentage. On January 17, 2002, South Carolina sold out the Caro-



Shannon Johnson

History of the Program

Post-Season Trips NCAA Tournament

2003
2002
1991
1990
1989
1988
1986
1982

Women's NIT

2007
2006
1979

Conference Titles

1986 Metro Conference
1986 Metro Conference Tournament
1988 Metro Conference
1988 Metro Conference Tournament
1989 Metro Conference
1989 Metro Conference Tournament
1990 Metro Conference
1991 Metro Conference

All-Americans

Jocelyn Penn (2003)
Shaunzinski Gortman (2002 honorable mention)
Shannon Johnson (1996)
Marsha Williams (1992, 1993)
Beth Hunt (1990)
Martha Parker (1987, 1988, 1989)
Schonna Banner (1989 honorable mention)
Mindy Ballou (1984, 1985, 1986)
Brantley Southers (1984, 1985, 1986)
Renee Najarian (1985)
Sheila Foster (1981, 1982)
Katrina Anderson (1979)

Freshman All-Americans

Christi Timmons (1992)
Angel Henderson (1989)
Karen Middleton (1988)
Schonna Banner (1987)
Martha Parker (1986)
Renee Najarian (1984)
Sharon Gilmore (1983)
Brantley Southers (1982)

lina Coliseum (12,401 tickets) for the SEC contest against Tennessee. With 12,168 fans in attendance, it was the largest basketball crowd in the Coliseum all year, men or women.

Walvius earned SEC Coach of the Year honors and was named WBCA/Russell Athletic District 3 Coach of the Year. She was also a finalist for the Naismith College Basketball Coach of the Year award.

Gortman and Jocelyn Penn were both first-team All-SEC selections, marking the first two-player honor in USC history. Gortman also was named to the honorable mention All-America squad. In April of 2002, Gortman was the first SEC player selected in the WNBA Draft as the Charlotte Sting made her the ninth overall pick.

In 2002-03, the Gamecocks enjoyed another stellar season by compiling a 23-8 overall record and finished fifth in the SEC in the team's first year in the Colonial Center. Opening the season with a thrilling victory over Clemson in front of 17,712 fans, the Gamecocks reached the 20-win plateau for the second-consecutive season, finished fifth in the SEC and garnered another invitation to the NCAA Tournament. Rising as high as 12th in the polls, South Carolina ended the season ranked 18th in the ESPN/*USA Today* Coaches' poll and 16th in the AP poll.

Penn became one of only four South Carolina women to score 1,500+ points, grab 500+ rebounds and make 200+ steals in a career. She moved up to fourth on the all-time Gamecock scoring list and 27th in SEC history with 1,939 points. For her efforts, Penn was a unanimous first-team All-SEC selection by the coaches and AP and was named to the AP All-America second team.

Petra Ujhelyi made her mark on the boards in 2002-03 as she led the SEC in rebounding the entire season with 9.3 boards per game. The senior also set a South Carolina record with 198 defensive rebounds during her senior year.

Penn and Ujhelyi were high picks in the 2003 WNBA Draft as the addition of the duo brought South Carolina's number of women playing professional basketball up to four.

Carolina's History Makers


Over the years, 26 USC players have scored more than 1,000 points in their career, which ranks second in the Southeastern Conference. The first member of the exclusive club was Denise Nanney, whose career began in the club team era, 1973, and ended with the 1976-77 season. A pioneer in women's collegiate basketball, Nanney accumulated 1,577 points and is still 10th on the all-time list. She also had a school-record 24 rebounds in one game. The latest player to top the 1,000 career point plateau was Columbia native Lauren Simms, who finished her career in 2007 with 1,104 points.

A trio of members of the 2001-02 team, Shaunzinski Gortman, Jocelyn Penn and Cristina Ciocan also reached the milestone. Gortman finished her four-year career as the 13th all-time leading scorer in South Carolina history with 1,367 points. With her 566 rebounds, Gortman is also one of only 16 women's basketball players at USC to score 1,000+ points and grab 500+ rebounds.

Jocelyn Penn joined the list of greats during her junior year (2001-02). During her senior year, Penn broke South Carolina's single-game scoring record with 51 points against Stetson. The Conyers, Ga., native moved up to fourth place on the list of Gamecock scoring leaders with 1,939 points during her career. Penn also became the SEC and USC's career leader in steals with 359.

Ciocan, who re-wrote South Carolina's assists records, finished her career in 2004 with 1,013 points.

South Carolina's all-time leading scorer, and perhaps greatest player, was Sheila Foster, a 6-1 center who, like Nanney, was from Spartanburg. Foster (1978-82) scored 2,266 points in 134 career games and claimed a school-



The Gamecocks won five Metro Conference titles.

record 1,427 rebounds.

Foster was a second team All-America choice by *Women's Basketball News Service* in 1982, a two-time finalist for the Wade Trophy, which is awarded to the nation's best woman basketball player, and played several years of professional basketball in Europe. Foster still holds the top spots in career scoring, rebounding, games played, games started and minutes played.

Katrina Anderson was South Carolina's first women's basketball All-American. She played two seasons at Anderson Junior College before enrolling at USC, where she won All-America honors in both 1978 and 1979. After graduation, Anderson served for a time as women's basketball coach at Lander University.

Beth Hunt, a 6-2 forward from Garden City, had the highest career scoring average for the Gamecocks. She first attended the University of Maryland where she was ACC Freshman of the Year. At South Carolina, she averaged 19.7 points per game in 1988-89 and 22.7 in 1989-90 but skipped her senior season to play professional basketball in Europe.

The three highest single-season averages are owned by Shannon Johnson, a guard currently of the WNBA's Detroit Shock. After averaging just 9.6 points per game as a freshman, Johnson steadily improved to 23.5 in 1993-94, 23.9 in 1994-95, and 24.7 in 1995-96. Her 2,230 points are topped only by Sheila Foster's 2,266, and they are the only Gamecocks to score more than 2,000 career points. Johnson was a second-team *College Sports* All-American, a third-team selection by the Associated Press and a finalist for the Wade Trophy in 1996. She played on the gold medal team in the 2004 Athens Olympics and in the 1983 USA Olympic Festival.

The school record for most points in a game was broken during the 2002-03 season by Jocelyn Penn, who dropped in 51 points on Stetson on January 4, 2003. Only one month earlier, Penn tied the school mark of 50, which was set by Johnson in 1996. Penn and Johnson own the top six scoring games in Gamecock history.

One of the best all-around athletes to play for South Carolina in the late 1990's was Annie Lester (1996-2000). Playing just about every position for South Carolina, Lester often faced much taller opponents in the paint but was still a dominant rebounder. A versatile athlete, Lester finished her four-year career in the top 15 in many categories, including scoring (1,488 points, 12th), rebounds (785, 10th) and steals (215, 6th).

Well-known to USC fans, Lester quickly made news in the SEC as she became the first Gamecock named to the All-SEC Freshman Team in 1996. As a sophomore, Lester was named to the All-SEC second team after leading USC in scoring, rebounding, steals and free throw percentage. During her third season, she passed the 1,000-point plateau and the 500 rebound mark. As a senior, she helped pave the way for her younger sister, Jocelyn Penn, as they became one of only three sister tandems to play at the same time at USC.


Retired Jerseys

In the history of USC women's basketball, only Katrina Anderson, Sheila Foster, Martha Parker and Shannon Johnson have had their jersey numbers retired.

Anderson played only two years at South Carolina but became the Gamecocks' first All-American in 1978-79. Anderson averaged 22.2 points per game in 1977-78 and came back to average 18.9 points per game in 1978-79. She remains the school record holder for points scored in a season with 754 in 1977-78. She also holds the single-season school record for free throws attempted, rebounds, rebounding average and steals. Her career average of 20.5 points per game is the second-highest mark in school history.

To this day, Anderson's single-season marks for minutes played (1,267), points scored (754), scoring average (22.2), field goals made (306), field goals attempted (544), field goal percentage (.563), free throws made (142), free throws attempted (242) rebounds (436), rebounding average (12.8) and steals (126) still rank among the top 10 in school history.

With a still-standing school record of 2,266 points and 1,427 rebounds, Foster was one of the most dominating players in the history of college basketball. In 1982, Foster became the first Gamecock to have her jersey number retired and on April 26, 2001, she was inducted into the South Carolina Hall of Fame. The native of Spartanburg, S.C., is still extremely active with youth basketball in South Carolina and can usually be seen at home games with a group of 75 kids as part of South Carolina's Hot Shots Club.



Martha Parker

Parker garnered numerous awards for both her athletic and academic successes. During her career, the Columbia, S.C., native scored 1,791 points, which ranks fifth on the all-time Gamecock list. Parker was a *Women's Basketball News Service* first-team All-American in 1989, made the second team in 1988, and was a third-team Freshman All-American in 1986. She was also twice named Metro Conference Player of the Year with a career scoring average of 13.9. Her jersey was retired during halftime of her last home game on March 1, 1989.

Parker was a member of the GTE Academic All-American team in her last two years and was honored with the Baden Post-Graduate Scholarship in 1989. She went on to medical school and now has a family practice along with her husband, Dr. Martin Hester, in Columbia.

Johnson is the only player in South Carolina history to average more than 20 points per game for three consecutive seasons, as she averaged 23.5 ppg as a sophomore in 1993-94, 23.9 ppg as a junior in 1994-95 and a school-record 24.7 ppg as a senior in 1995-96. Her career average of 20.4 points per game is a school record by a wide margin. A three-time All-SEC performer, Johnson earned All-America recognition from the Associated Press in 1995-96 and was a finalist for the Wade Trophy.

In 2004, Johnson was the starting point guard for Team USA as it made an undefeated run to the gold medal at the Athens Olympics.

- [Intro](#)
- [Players](#)
- [Staff](#)
- [Opponents](#)
- [Review](#)
- [Records](#)
- [History](#)

1,000-Point Scorers



1) Sheila Foster :: Center :: Spartanburg, S.C :: 2,266 Career Points

	GP	GS	Min	Avg	FG	FGA	Pct	3FG	FGA	Pct	FT	FTA	Pct	Off	Def	Tot	Avg	PF	FO	A	TO	Bk	Stl	Pts	Avg
1978-79	37	n/a	n/a	n/a	216	432	0.500	n/a	n/a	n/a	84	128	0.656	n/a	n/a	329	8.9	n/a	n/a	n/a	n/a	n/a	n/a	519	13.9
1979-80	36	n/a	n/a	n/a	245	452	0.542	n/a	n/a	n/a	99	140	0.707	n/a	n/a	379	10.5	72	1	51	93	10	88	589	16.4
1980-81	30	30	1124	37.5	211	396	0.533	n/a	n/a	n/a	112	381	0.294	n/a	n/a	381	12.7	48	0	59	110	14	60	534	12.8
1981-82	31	31	n/a	37.9	252	432	0.583	n/a	n/a	n/a	123	175	0.703	n/a	n/a	338	10.9	62	0	44	84	23	41	627	20.2
Career	134	n/a	n/a	n/a	924	1712	0.540	n/a	n/a	n/a	418	824	0.507	n/a	n/a	1427	10.6	n/a	n/a	n/a	n/a	n/a	n/a	2266	16.9



2) Shannon Johnson :: Guard :: Hartsville, S.C. :: 2,230 Career Points

	GP	GS	Min	Avg	FG	FGA	Pct	3FG	FGA	Pct	FT	FTA	Pct	Off	Def	Tot	Avg	PF	FO	A	TO	Bk	Stl	Pts	Avg
1992-93	27	27	715	26.5	89	212	0.420	18	50	0.360	63	87	0.724	30	68	98	3.6	81	3	83	131	4	65	259	9.6
1993-94	27	27	834	30.9	231	506	0.457	44	111	0.396	128	186	0.688	65	95	160	5.9	95	1	133	117	17	64	634	23.5
1994-95	27	27	973	36.0	214	497	0.431	64	182	0.352	154	227	0.678	62	110	172	6.4	91	4	138	99	18	57	646	23.9
1995-96	28	27	973	34.8	238	544	0.438	82	202	0.406	133	179	0.743	44	123	167	6.0	86	1	113	104	20	74	691	24.7
Career	109	108	3495	32.1	772	1759	0.439	208	545	0.382	478	679	0.704	201	396	597	5.5	353	9	467	451	59	260	2230	20.5



3) Brantley Southers :: Forward :: Columbia, S.C. :: 1,982 Career Points

	GP	GS	Min	Avg	FG	FGA	Pct	3FG	FGA	Pct	FT	FTA	Pct	Off	Def	Tot	Avg	PF	FO	A	TO	Bk	Stl	Pts	Avg
1981-82	31	16	828	26.7	142	273	0.520	n/a	n/a	n/a	48	66	0.727	n/a	n/a	172	5.5	58	1	34	12	23	45	332	10.7
1982-83	1	0	0.1	0.1	1	3	0.333	n/a	n/a	n/a	0	0	0.000	n/a	n/a	2	2.0	1	0	0	1	0	0	2	2.0
1983-84	30	30	1008	33.6	239	460	0.520	n/a	n/a	n/a	73	88	0.830	n/a	n/a	240	8.0	78	2	0	82	0	0	551	18.4
1984-85	28	28	988	35.3	211	459	0.460	n/a	n/a	n/a	60	78	0.769	n/a	n/a	192	6.9	72	0	63	85	14	45	482	17.2
1985-86	30	29	1062	35.4	266	573	0.464	n/a	n/a	n/a	83	97	0.856	n/a	n/a	256	8.5	83	1	99	93	12	63	615	20.5
Career	120	103	3886	32.4	859	1768	0.486	n/a	n/a	n/a	264	329	0.802	n/a	n/a	862	7.2	292	4	196	273	49	153	1982	16.5



4) Jocelyn Penn :: Forward :: Conyers, Ga. :: 1,939 Career Points

	GP	GS	Min	Avg	FG	FGA	Pct	3FG	FGA	Pct	FT	FTA	Pct	Off	Def	Tot	Avg	PF	FO	A	TO	Bk	Stl	Pts	Avg		
1998-99	27	13	685	25.4	130	247	0.526	0	0	0.000	91	132	0.689	81	94	175	6.5	84	1	41	62	2	79	351	13.0		
1999-2000	28	15	721	25.8	127	230	0.552	0	1	0.000	93	138	0.674	70	101	171	6.1	75	1	64	105	4	74	347	12.4		
2000-01	DNP																										
2001-02	32	31	991	31.0	218	351	0.621	0	0	0.000	89	140	0.636	94	121	214	6.7	83	3	53	74	2	94	525	16.4		
2002-03	30	30	1088	36.3	282	449	0.628	14	37	0.378	138	194	0.711	100	142	242	8.1	91	3	58	107	1	112	716	23.9		
Career	117	89	3485	29.8	757	1277	0.593	14	38	0.368	411	604	0.680	345	458	802	6.9	333	8	216	348	9	359	1939	16.6		



5) Schonna Banner :: Center :: Lenoir, N.C. :: 1,791 Career Points

	GP	GS	Min	Avg	FG	FGA	Pct	3FG	FGA	Pct	FT	FTA	Pct	Off	Def	Tot	Avg	PF	FO	A	TO	Bk	Stl	Pts	Avg
1986-87	29	19	864	29.8	183	350	0.523	n/a	n/a	n/a	68	94	0.723	n/a	n/a	182	6.3	81	2	11	52	17	23	434	15.0
1987-88	33	31	996	30.2	219	415	0.528	0	0	0.000	67	105	0.638	79	161	240	7.3	94	3	19	39	32	36	505	15.3
1988-89	30	30	891	29.7	192	344	0.558	0	0	0.000	51	80	0.638	71	154	225	7.5	89	3	23	44	29	39	435	14.5
1989-90	33	33	1051	31.8	181	317	0.571	0	0	0.000	55	82	0.671	80	174	254	7.7	90	1	35	48	25	36	417	12.6
Career	125	113	3802	30.4	775	1426	0.543	0	0	0.000	241	361	0.667	n/a	n/a	901	7.2	354	9	88	183	103	134	1791	14.3



6) Martha Parker :: Forward :: Columbia, S.C. :: 1,728 Career Points

	GP	GS	Min	Avg	FG	FGA	Pct	3FG	FGA	Pct	FT	FTA	Pct	Off	Def	Tot	Avg	PF	FO	A	TO	Bk	Stl	Pts	Avg
1985-86	30	29	1119	37.3	108	224	0.482	n/a	n/a	n/a	77	100	0.770	n/a	n/a	141	4.7	78	0	162	95	5	77	293	9.8
1986-87	30	30	1122	37.4	173	339	0.510	n/a	n/a	n/a	120	160	0.750	n/a	n/a	172	5.7	85	5	104	116	8	76	466	15.5
1987-88	34	33	1172	34.5	202	359	0.563	2	5	0.400	157	231	0.680	83	160	243	7.1	101	5	131	103	8	58	563	16.6
1988-89	30	30	1043	34.8	143	255	0.561	1	5	0.200	119	150	0.793	50	122	172	5.7	96	1	146	88	0	73	406	13.5
Career	124	122	4456	35.9	626	1177	0.532	3	10	0.300	473	641	0.738	n/a	n/a	728	5.9	360	11	543	402	21	284	1728	13.9



7) Karen Middleton :: Guard :: 5-10 :: McBee, S.C. :: 1,714 Career Points

	GP	GS	Min	Avg	FG	FGA	Pct	3FG	FGA	Pct	FT	FTA	Pct	Off	Def	Tot	Avg	PF	FO	A	TO	Bk	Stl	Pts	Avg
1987-88	34	27	930	27.4	157	370	0.424	75	173	0.434	19	27	0.704	23	57	80	2.4	39	0	92	49	2	25	408	12.0
1988-89	30	3	810	27.0	131	283	0.463	51	112	0.455	12	19	0.632	18	51	69	2.3	33	0	90	53	6	32	325	10.8
1989-90	33	33	1139	34.5	163	327	0.498	76	162	0.469	35	49	0.714	36	112	148	4.5	63	2	105	70	2	42	437	13.2
1990-91	31	31	1134	36.6	187	437	0.428	115	265	0.434	55	67	0.821	50	97	147	4.7	56	0	122	85	1	52	544	17.5
Career	128	94	4013	31.4	638	1417	0.450	317	712	0.445	121	162	0.747	127	317	444	3.5	191	2	409	257	11	151	1714	13.4



8) Evelyn Johnson :: Guard :: Lansing, Mich. :: 1,620 Career Points

	GP	GS	Min	Avg	FG	FGA	Pct	3FG	FGA	Pct	FT	FTA	Pct	Off	Def	Tot	Avg	PF	FO	A	TO	Bk	Stl	Pts	Avg
1979-80	36	n/a	n/a	n/a	199	402	0.495	n/a	n/a	n/a	69	109	0.633	n/a	n/a	187	5.2	95	3	62	83	9	58	467	13.0
1980-81	30	30	912	30.4	200	418	0.480	n/a	n/a	n/a	93	125	0.744	n/a	n/a	178	5.9	94	6	76	102	13	49	493	16.7
1981-82	31	31	886	28.6	187	378	0.495	n/a	n/a	n/a	50	71	0.704	n/a	n/a	157	5.1	81	1	83	93	20	67	424	13.7
1982-83	16	11	259	16.2	88	192	0.458	n/a	n/a	n/a	60	90	0.667	n/a	n/a	106	6.6	56	4	22	41	7	17	236	14.8
Career	113	n/a	n/a	n/a	674	1390	0.485	n/a	n/a	n/a	272	395	0.689	n/a	n/a	628	5.6	326	14	319	319	49	181	1620	14.3



9) Marsha Williams :: Center :: Moncks Corner, S.C. :: 1,585 Career Points

	GP	GS	Min	Avg	FG	FGA	Pct	3FG	FGA	Pct	FT	FTA	Pct	Off	Def	Tot	Avg	PF	FO	A	TO	Bk	Stl	Pts	Avg
1989-90	33	0	430	13.0	57	131	0.435	0	0	0.000	42	65	0.646	65	87	152	4.6	84	3	3	43	6	11	156	4.7
1990-91	31	30	947	30.5	209	440	0.475	0	0	0.000	87	128	0.680	126	177	303	9.8	95	4	24	85	19	17	505	16.3
1991-92	28	28	924	33.0	236	508	0.465	0	0	0.000	126	200	0.630	133	182	315	11.3	79	3	21	94	17	26	598	21.4
1992-93	24	22	771	32.1	131	310	0.423	0	0	0.000	64	120	0.533	103	153	256	10.7	60	2	14	72	16	26	326	13.6
Career	116	80	3072	26.5	633	1389	0.456	0	0	0.000	319	513	0.622	427	599	1026	8.8	318	12	62	294	58	80	1585	13.7

Intro
Players
Staff
Opponents
Review
Records
History



10) Sharon Gilmore :: Center :: Graniteville, S.C. :: 1,511 Career Points

	GP	GS	Min	Avg	FG	FGA	Pct	3FG	FGA	Pct	FT	FTA	Pct	Off	Def	Tot	Avg	PF	FO	A	TO	Bk	Stl	Pts	Avg
1982-83	28	28	876	31.3	184	317	0.580	n/a	n/a	n/a	57	91	0.626	n/a	n/a	232	8.3	103	7	13	88	29	31	425	15.2
1983-84	30	28	807	26.9	154	338	0.456	n/a	n/a	n/a	92	133	0.692	n/a	n/a	215	7.2	92	2	26	68	34	32	400	13.3
1984-85	22	19	584	26.5	119	215	0.553	n/a	n/a	n/a	38	66	0.576	n/a	n/a	169	7.7	78	3	13	59	18	37	258	11.7
1985-86	30	30	808	31.5	189	368	0.514	n/a	n/a	n/a	50	94	0.532	n/a	n/a	266	8.9	102	6	11	62	20	41	428	14.3
Career	110	105	3075	28.0	646	1238	0.522	n/a	n/a	n/a	237	384	0.617	n/a	n/a	882	8.0	375	18	63	277	101	141	1511	13.7



11) Annie Lester :: Forward :: Norcross, Ga. :: 1,488 Career Points

	GP	GS	Min	Avg	FG	FGA	Pct	3FG	FGA	Pct	FT	FTA	Pct	Off	Def	Tot	Avg	PF	FO	A	TO	Bk	Stl	Pts	Avg
1996-97	27	18	623	23.1	103	222	0.464	0	0	0.000	36	50	0.720	65	115	180	6.7	68	2	6	23	12	43	242	9.0
1997-98	28	28	862	30.8	190	424	0.448	0	1	0.000	115	148	0.777	108	139	247	8.8	103	8	21	46	1	76	495	17.7
1998-99	27	27	797	29.5	156	346	0.451	5	31	0.161	80	115	0.696	100	113	213	7.9	100	9	21	57	5	53	397	14.7
1999-2000	28	23	728	26.0	126	258	0.488	0	3	0.000	102	142	0.718	75	70	145	5.2	73	4	27	50	1	43	354	12.6
Career	110	96	3010	27.4	575	1250	0.460	5	35	0.143	333	455	0.732	348	437	785	7.1	344	23	75	176	19	215	1488	13.5



12) Katrina Anderson :: Center :: Timmonsville, S.C. :: 1,454 Career Points

	GP	GS	Min	Avg	FG	FGA	Pct	3FG	FGA	Pct	FT	FTA	Pct	Off	Def	Tot	Avg	PF	FO	A	TO	Bk	Stl	Pts	Avg
1977-78	34	34	n/a	n/a	306	544	0.563	n/a	n/a	n/a	142	242	0.587	n/a	n/a	434	12.8	105	3	41	98	23	58	754	22.2
1978-79	37	n/a	n/a	n/a	283	540	0.524	n/a	n/a	n/a	134	195	0.687	n/a	n/a	371	10.0	n/a	n/a	n/a	n/a	29	126	700	18.9
Career	71	n/a	n/a	n/a	589	1084	0.543	n/a	n/a	n/a	276	437	0.632	n/a	n/a	805	11.3	n/a	n/a	n/a	n/a	52	184	1454	20.5

1,000-Point Scorers



13) Denise Nanney :: Forward :: Spartanburg, S.C. :: 1,388 Career Points

	GP	GS	Min	Avg	FG	FGA	Pct	3FG	FGA	Pct	FT	FTA	Pct	Off	Def	Tot	Avg	PF	FO	A	TO	Bik	Stl	Pts	Avg
1974-75	30	n/a	n/a	n/a	220	492	0.447	n/a	n/a	n/a	87	123	0.707	n/a	n/a	361	12.0	90	n/a	n/a	n/a	n/a	n/a	527	17.6
1975-76	22	n/a	n/a	n/a	164	340	0.482	n/a	n/a	n/a	63	94	0.670	n/a	n/a	267	12.1	n/a	n/a	n/a	n/a	n/a	n/a	391	17.8
1976-77	26	n/a	n/a	n/a	217	527	0.412	n/a	n/a	n/a	36	69	0.522	n/a	n/a	249	9.4	86	3	26	n/a	n/a	n/a	470	18.1
Career	78	n/a	n/a	n/a	601	1359	0.442	n/a	n/a	n/a	186	286	0.650	n/a	n/a	877	11.2	n/a	n/a	n/a	n/a	n/a	n/a	1388	17.8



14) Shaunzinski Gortman :: Guard :: Columbia, S.C. :: 1,367 Career Points

	GP	GS	Min	Avg	FG	FGA	Pct	3FG	FGA	Pct	FT	FTA	Pct	Off	Def	Tot	Avg	PF	FO	A	TO	Bik	Stl	Pts	Avg
1998-99	27	25	745	27.6	118	314	0.376	12	56	0.214	53	90	0.589	57	80	137	5.1	88	6	61	104	4	47	301	11.1
1999-2000	20	20	578	28.9	116	248	0.468	13	34	0.382	51	85	0.600	25	87	112	5.6	63	2	84	108	18	51	296	14.8
2000-01	27	26	843	31.2	112	293	0.382	34	105	0.324	40	57	0.702	32	106	138	5.1	73	2	80	98	10	52	298	11.0
2001-02	31	29	982	31.7	176	414	0.425	52	143	0.364	68	102	0.667	56	133	189	6.1	73	2	93	89	7	62	472	15.2
Career	105	100	3148	30.0	522	1269	0.411	111	338	0.328	212	334	0.635	170	406	576	5.5	297	12	318	399	39	212	1367	13.0



15) Beth Hunt :: Forward :: Garden City, S.C. :: 1,340 Career Points

	GP	GS	Min	Avg	FG	FGA	Pct	3FG	FGA	Pct	FT	FTA	Pct	Off	Def	Tot	Avg	PF	FO	A	TO	Bik	Stl	Pts	Avg
1988-89	30	30	915	30.5	242	420	0.576	1	1	1.000	107	141	0.759	107	169	276	9.2	78	2	42	99	20	52	592	19.7
1989-90	33	33	1054	31.9	316	547	0.578	1	8	0.125	115	171	0.673	107	230	337	10.2	73	1	55	95	21	52	748	22.7
Career	63	63	1969	31.3	558	967	0.577	2	9	0.222	222	312	0.712	214	399	613	9.7	151	3	97	194	41	104	1340	21.3



16) Nikki Miars :: Guard :: St. Mary's, Ohio :: 1,263 Career Points

	GP	GS	Min	Avg	FG	FGA	Pct	3FG	FGA	Pct	FT	FTA	Pct	Off	Def	Tot	Avg	PF	FO	A	TO	Bik	Stl	Pts	Avg
1995-96	26	19	714	27.5	89	217	0.410	18	53	0.340	46	67	0.687	31	58	89	3.4	42	0	45	52	6	29	242	9.3
1996-97	27	27	956	35.4	125	358	0.349	30	102	0.294	124	152	0.816	24	90	114	4.2	48	1	86	122	1	54	404	15.0
1997-98	28	28	1072	38.3	107	284	0.377	33	105	0.314	105	145	0.724	17	66	83	3.0	66	2	139	135	3	63	352	12.6
1998-99	27	26	969	35.9	75	233	0.322	33	105	0.314	82	110	0.745	20	63	83	3.1	66	2	116	98	2	65	265	9.8
Career	108	100	3711	34.4	396	1092	0.363	114	365	0.312	357	474	0.753	92	277	369	3.4	222	5	386	407	12	211	1263	11.7



17) Lisa Diaz :: Guard :: Columbia, S.C. :: 1,249 Career Points

	GP	GS	Min	Avg	FG	FGA	Pct	3FG	FGA	Pct	FT	FTA	Pct	Off	Def	Tot	Avg	PF	FO	A	TO	Bik	Stl	Pts	Avg
1986-87	29	6	658	22.7	100	209	0.478	n/a	n/a	n/a	10	14	0.714	n/a	n/a	44	1.5	32	0	66	57	1	36	210	7.2
1987-88	34	15	799	23.5	114	236	0.483	3	10	0.300	37	53	0.698	31	60	91	2.7	74	0	120	104	5	35	268	7.9
1988-89	30	29	911	30.4	161	297	0.542	1	3	0.333	51	69	0.739	32	43	75	2.5	57	0	174	85	7	52	374	12.5
1989-90	33	33	1100	33.3	176	374	0.471	0	1	0.000	45	55	0.818	31	57	88	2.7	63	1	138	88	1	52	397	12.0
Career	126	83	3468	27.5	551	1116	0.494	4	14	0.286	143	191	0.749	n/a	n/a	298	2.4	226	1	498	334	14	175	1249	9.9



18) Mindy Ballou :: Guard :: Morehead City, N.C. :: 1,199 Career Points

	GP	GS	Min	Avg	FG	FGA	Pct	3FG	FGA	Pct	FT	FTA	Pct	Off	Def	Tot	Avg	PF	FO	A	TO	Bik	Stl	Pts	Avg
1982-83	28	5	77	15.4	54	130	0.415	n/a	n/a	n/a	26	38	0.684	n/a	n/a	50	1.8	35	0	40	64	3	12	134	4.8
1983-84	30	30	1053	35.1	137	261	0.525	n/a	n/a	n/a	55	75	0.733	n/a	n/a	77	2.6	71	2	219	132	3	42	329	11.0
1984-85	27	26	950	35.2	114	244	0.467	n/a	n/a	n/a	51	70	0.729	n/a	n/a	76	2.8	83	5	162	94	2	51	279	10.3
1985-86	30	30	1116	37.2	189	423	0.447	n/a	n/a	n/a	79	97	0.814	n/a	n/a	96	3.2	62	3	174	114	2	65	457	15.2
Career	115	91	3196	27.8	494	1058	0.467	n/a	n/a	n/a	211	280	0.754	n/a	n/a	299	2.6	251	10	595	404	10	170	1199	10.4



19) Marsi McAlister :: Guard :: Columbia, S.C. :: 1,160 Career Points

	GP	GS	Min	Avg	FG	FGA	Pct	3FG	FGA	Pct	FT	FTA	Pct	Off	Def	Tot	Avg	PF	FO	A	TO	Bik	Stl	Pts	Avg
1981-82	30	3	483	16.1	56	126	0.444	n/a	n/a	n/a	35	53	0.660	n/a	n/a	73	2.4	35	0	60	76	3	29	147	4.9
1982-83	28	28	980	35.0	175	372	0.470	n/a	n/a	n/a	63	89	0.708	n/a	n/a	188	6.7	78	1	117	119	6	47	413	14.8
1983-84	29	29	940	32.4	152	345	0.441	n/a	n/a	n/a	57	76	0.750	n/a	n/a	158	5.4	92	3	128	109	5	49	361	12.4
1984-85	28	28	798	28.5	103	266	0.387	n/a	n/a	n/a	33	47	0.702	n/a	n/a	143	5.1	84	4	95	128	6	59	239	8.5
Career	115	88	3201	27.8	486	1109	0.438	n/a	n/a	n/a	188	265	0.709	n/a	n/a	562	4.9	289	8	400	432	20	184	1160	10.1



20) Lauren Simms :: Guard :: Columbia, S.C. :: 1,104 Career Points

	GP	GS	Min	Avg	FG	FGA	Pct	3FG	FGA	Pct	FT	FTA	Pct	Off	Def	Tot	Avg	PF	FO	A	TO	Bk	Stl	Pts	Avg
2003-04	28	27	668	23.9	101	247	0.409	20	60	0.333	39	75	0.520	37	30	67	2.4	74	3	31	45	4	42	261	9.3
2004-05	26	26	730	28.1	122	293	0.416	18	78	0.231	44	66	0.667	47	52	99	3.8	59	1	43	63	3	32	306	11.8
2005-06	29	20	655	22.6	93	227	0.410	13	40	0.325	14	20	0.700	30	52	82	2.8	54	1	58	76	5	34	213	7.3
2006-07	33	28	882	26.7	130	326	0.399	15	64	0.234	49	65	0.754	36	91	127	3.8	58	0	94	79	4	51	324	9.8
Career	116	101	2935	25.3	446	1093	0.408	66	242	0.273	146	226	0.646	150	225	375	3.2	245	5	226	263	16	159	1104	9.5



21) Lisa Williams :: Guard :: Carmel, Ind. :: 1,099 Career Points

	GP	GS	Min	Avg	FG	FGA	Pct	3FG	FGA	Pct	FT	FTA	Pct	Off	Def	Tot	Avg	PF	FO	A	TO	Bk	Stl	Pts	Avg
1995-96	28	9	621	22.2	82	234	0.350	24	75	0.320	32	50	0.640	38	56	94	3.4	55	0	54	65	10	38	220	7.9
1996-97	27	25	724	26.8	83	231	0.359	16	64	0.250	79	99	0.798	41	66	107	4.0	67	0	57	115	7	48	261	9.7
1997-98	28	28	880	31.4	127	350	0.363	26	109	0.239	66	92	0.717	58	78	136	4.9	105	7	103	99	9	64	346	12.4
1998-99	27	26	774	28.7	95	264	0.360	33	111	0.297	49	73	0.671	51	50	101	3.7	84	6	99	83	3	63	272	10.1
Career	110	88	2999	27.3	387	1079	0.359	99	359	0.276	226	314	0.720	188	250	438	4.0	311	13	313	362	29	213	1099	10.0



22) Jean Walling :: Center :: Barnwell, S.C. :: 1,063 Career Points

	GP	GS	Min	Avg	FG	FGA	Pct	3FG	FGA	Pct	FT	FTA	Pct	Off	Def	Tot	Avg	PF	FO	A	TO	Bk	Stl	Pts	Avg
1977-78	34	24	n/a	n/a	162	330	0.491	n/a	n/a	n/a	39	64	0.609	n/a	n/a	302	8.9	63	0	55	99	31	46	363	10.7
1978-79	37	n/a	n/a	n/a	191	388	0.492	n/a	n/a	n/a	84	123	0.683	n/a	n/a	269	7.3	n/a	n/a	n/a	n/a	n/a	n/a	466	12.6
1979-80	36	n/a	n/a	n/a	98	217	0.452	n/a	n/a	n/a	38	49	0.776	n/a	n/a	183	5.1	73	1	53	35	12	28	234	6.5
Career	107	n/a	n/a	n/a	451	935	0.482	n/a	n/a	n/a	161	236	0.682	n/a	n/a	754	7.0	n/a	n/a	n/a	n/a	n/a	n/a	1063	10.0



23) Monica Williams :: Forward :: Heath Springs, S.C. :: 1,057 Career Points

	GP	GS	Min	Avg	FG	FGA	Pct	3FG	FGA	Pct	FT	FTA	Pct	Off	Def	Tot	Avg	PF	FO	A	TO	Bk	Stl	Pts	Avg
1983-84	30	1	468	15.6	59	133	0.444	n/a	n/a	n/a	21	36	0.583	n/a	n/a	89	2.9	55	1	28	43	9	34	139	4.6
1984-85	28	14	714	25.5	123	251	0.490	n/a	n/a	n/a	23	40	0.575	n/a	n/a	106	3.8	85	3	43	55	12	42	269	9.6
1985-86	6	6	184	30.7	27	53	0.509	n/a	n/a	n/a	7	10	0.700	n/a	n/a	39	6.5	19	1	16	19	1	10	61	10.2
1986-87	30	30	963	32.1	129	326	0.396	n/a	n/a	n/a	55	72	0.764	n/a	n/a	173	5.8	89	4	116	90	13	65	313	10.4
1987-88	32	30	899	28.1	113	268	0.422	0	8	0.000	49	65	0.754	64	106	170	5.3	82	1	94	78	16	62	275	8.6
Career	126	81	3228	25.6	451	1031	0.437	0	8	0.000	155	223	0.695	n/a	n/a	577	4.6	330	10	297	285	51	213	1057	8.4



24) Rita Johnson :: Guard :: St. Matthews, S.C. :: 1,056 Career Points

	GP	GS	Min	Avg	FG	FGA	Pct	3FG	FGA	Pct	FT	FTA	Pct	Off	Def	Tot	Avg	PF	FO	A	TO	Bk	Stl	Pts	Avg
1977-78	33	7	n/a	n/a	75	201	0.373	n/a	n/a	n/a	20	37	0.541	n/a	n/a	43	1.3	84	4	38	79	2	54	170	5.2
1978-79	31	n/a	n/a	n/a	106	212	0.500	n/a	n/a	n/a	56	83	0.674	n/a	n/a	45	1.5	n/a	n/a	n/a	n/a	n/a	n/a	268	8.6
1979-80	36	n/a	n/a	n/a	113	250	0.452	n/a	n/a	n/a	46	76	0.605	n/a	n/a	50	1.4	96	2	119	79	2	89	272	7.6
1980-81	30	23	670	22.3	134	265	0.506	n/a	n/a	n/a	78	97	0.804	n/a	n/a	58	1.9	64	1	75	73	1	88	346	11.6
Career	130	n/a	n/a	n/a	428	928	0.461	n/a	n/a	n/a	200	293	0.683	n/a	n/a	196	1.5	n/a	n/a	n/a	n/a	n/a	n/a	1056	8.1



25) Cristina Ciocan :: Guard :: Budapest, Hungary :: 1,013 Career Points

	GP	GS	Min	Avg	FG	FGA	Pct	3FG	FGA	Pct	FT	FTA	Pct	Off	Def	Tot	Avg	PF	FO	A	TO	Bk	Stl	Pts	Avg
2000-01	28	18	556	19.9	31	83	0.373	2	15	0.133	9	16	0.563	12	47	59	2.1	56	2	81	78	7	39	73	2.6
2001-02	30	29	852	28.4	80	192	0.417	17	40	0.425	25	46	0.543	16	51	67	2.2	77	1	185	102	5	68	202	6.7
2002-03	31	31	1038	33.5	161	375	0.429	42	129	0.326	57	74	0.770	34	100	134	4.3	88	5	207	138	6	74	421	13.6
2003-04	27	26	893	33.1	127	316	0.402	36	110	0.327	27	40	0.675	40	98	138	5.1	69	0	142	133	7	46	317	11.7
Career	116	104	3339	28.8	399	966	0.413	97	294	0.330	118	176	0.670	102	296	398	3.4	290	8	615	451	25	227	1013	8.7




26) Christi Timmons :: Forward :: Pigeon Forge, Tenn. :: 1,002 Career Points

	GP	GS	Min	Avg	FG	FGA	Pct	3FG	FGA	Pct	FT	FTA	Pct	Off	Def	Tot	Avg	PF	FO	A	TO	Bk	Stl	Pts	Avg
1991-92	28	28	932	33.3	107	299	0.358	84	241	0.349	28	37	0.757	10	71	81	2.9	50	1	102	104	11	60	326	11.6
1992-93	26	15	532	20.5	46	146	0.315	30	111	0.270	12	14	0.857	10	28	38	1.5	35	1	39	38	7	41	134	5.2
1993-94	26	2	724	27.8	100	288	0.347	79	244	0.324	19	27	0.704	29	75	104	4.0	64	2	60	45	9	42	298	11.5
1994-95	27	27	874	32.4	90	281	0.320	46	198	0.232	18	38	0.474	33	83	116	4.3	65	4	84	56	9	61	244	9.0
Career	107	72	3062	28.6	343	1014	0.338	239	794	0.301	77	116	0.664	82	257	339	3.2	214	8	285	243	36	204	1002	9.4

Intro
Players
Staff
Opponents
Review
Records
History

- Intro
- Players
- Staff
- Opponents
- Review
- Records
- History



Katrina Anderson (1977-79)

Katrina Anderson played only two years at South Carolina, but went down in history as the Gamecocks' first women's basketball All-American when she received the honor in 1978-79. Anderson averaged 22.2 points per game in 1977-78 and came back to average 18.9 points per game in 1978-79. She remains the school record holder for points scored in a single season, as she scored 754 in 1977-78. She also holds the single-season school record for free throws attempted, rebounds, rebounding average and steals. Her career average of 20.5 points per game ranks as the second highest in school history.

Anderson scored as many as 41 points in a single game and collected as many as 22 rebounds in a single game. To this day, her single-season marks for minutes played (1,267), points scored (754), scoring average (22.2), field goals made (306), field goals attempted (544), field goal percentage (.563), free throws made (142), free throws attempted (242), rebounds (436), rebounding average (12.8) and steals (126) still rank among the top 10 in school history.

Martha Parker (1985-89)

A 5-foot-9 forward/guard, Martha Parker averaged 13.9 points and 5.9 rebounds per game and ranks sixth on the all-time South Carolina scoring list with 1,728 career points. Parker earned All-America honors from the American Women's Sports Federation in 1986-87 and was a Women's Basketball News Service All-America honoree in 1987-88 and 1988-89. Parker is second on South Carolina's all-time steals list with 284. Parker started all but two games during her South Carolina career.

In addition to her accomplishments on the court, Parker garnered numerous awards for her academic success as well. Parker was a member of the GTE Academic All-America Team in her last two years and was honored with the Baden Post-Graduate Scholarship in 1989.

During the 1999-2000 season, the SEC honored Dr. Martha Parker-Hester as USC's Female Entrepreneur of the Year at the 2000 SEC Tournament.

She and husband, Dr. Martin Hester, have a daughter, Corrie, and a son, Seth. A graduate of the USC Medical School, Parker is now in private family practice in Columbia with her husband.



Sheila Foster (1977-82)

A 6-foot-1 center/forward, Sheila Foster rewrote the South Carolina women's record book during her career at USC, and many of her records still stand today. The school's all-time leading scorer with 2,266 points, Foster established herself as one of the dominant power forwards in collegiate basketball. The Spartanburg native started every game during her four years. In addition, Foster holds the distinction of being the Gamecocks' all-time leading rebounder with 1,427 rebounds. During her four years, Foster averaged 16.9 points and 10.6 rebounds per game. As a senior, she averaged her career high of 20.2 points and 10.9 boards per game.

In 1982, she became the first Gamecock woman to have her jersey number retired, and, in 1993, she was the first female athlete to be inducted into the University of South Carolina Athletic Hall of Fame. On April 26, 2001, Foster was inducted into the South Carolina Hall of Fame.

Foster currently resides in Moore, S.C., near Spartanburg, with her daughter, India, and son, Stacey Jr. Foster works as the living support specialist at the Charles Lea Center.

Shannon Johnson (1992-96)

A 5-foot-7 guard from Hartsville, S.C., Shannon Johnson is South Carolina's second-leading scorer of all time with 2,230 career points, and is the only Gamecock ever to average more than 20 points per game for three consecutive seasons, as she averaged 23.5 points per game in her sophomore year, 23.9 points per game as a junior and a school-record 24.7 points per game as a senior. Her career average of 20.4 points per game is also a school record by a wide margin. A three-time All-SEC performer, Johnson earned All-America recognition from the Associated Press in 1995-96 and was a finalist for the Wade Trophy.

Johnson was the starting point guard for Team USA at the 2004 Olympics in Athens, Greece, leading the squad to an undefeated run to the gold medal.

A WNBA All-Star in 1999, 2000, 2002 and 2003, Johnson was an All-WNBA selection in 1999 and 2000 and was one of 30 players nominated for a spot on the WNBA's All-Decade Team in 2006.



National Player of the Year Naismith Player of the Year Finalist

Shannon Johnson 1996
Jocelyn Penn 2003

Wade Trophy Finalist

Sheila Foster 1981
Sheila Foster 1982
Shannon Johnson 1996
Jocelyn Penn 2003

All-America Teams Associated Press

Shannon Johnson 1995-96, 3rd team
Jocelyn Penn 2002-03, 2nd team

Basketball Times

Marsha Williams 1991-92 Hon. Men.

College Sports

Shannon Johnson 1995-96, 2nd team

Kodak

Beth Hunt 1989-90 Hon. Men.
Shannon Johnson 1995-96, Hon. Men.
S. Gortman 2001-02, Hon. Men.

Senior CLAS

Jocelyn Penn 2002-03, 1st team

Womenscolleghoops.com

Jocelyn Penn 2002-03, Hon. Men.

WBCA College All-Star Team

Shannon Johnson 1996, finalist
S. Gortman 2002
Jocelyn Penn 2003

Women's Basketball News Service

Sheila Foster 1981-82 2nd team
Renee Najarian 1984-85 4th team
Mindy Ballou 1983-84 4th team
Brantley Southers 1983-84 1st team

Mindy Ballou 1984-85 3rd team
Brantley Southers 1984-85 4th team
Mindy Ballou 1985-86 3rd team
Brantley Southers 1985-86 2nd team
Schonna Banner 1988-89 Hon. Men.
Martha Parker 1987-88 2nd team
Martha Parker 1988-89 1st team
Marsha Williams 1991-92 2nd team
Marsha Williams 1992-93 2nd team
Shannon Johnson 1995-96 2nd team

American Women's Sports Federation

Katrina Anderson 1978-79
Sheila Foster 1980-81
Sheila Foster 1981-82
Brantley Southers 1984-85
Brantley Southers 1985-86
Mindy Ballou 1985-86
Martha Parker 1986-87
Beth Hunt 1989-90

Women's Basketball News Freshman All-American

Brantley Southers 1981-82 2nd team
Sharon Gilmore 1982-83
Renee Najarian 1983-84
Martha Parker 1985-86 3rd team
Schonna Banner 1986-87
Karen Middleton 1987-88 Hon. Men.
Angel Henderson 1988-89 2nd team
Christi Timmons 1991-92 3rd team

American Women's Sports Federation Freshman All-American

Brantley Southers 1981-82
Sharon Gilmore 1982-83
Martha Parker 1985-86

Kodak All-District III

Brantley Southers 1984-85
Brantley Southers 1985-86
Beth Hunt 1988-89
Beth Hunt 1989-90

SEC Honors 1991-92 to Present

All-Conference

Marsha Williams 1991-92, 1st team
Marsha Williams 1992-93, 1st team
Shannon Johnson 1993-94, 1st team
Shannon Johnson 1994-95, 1st team
Shannon Johnson 1995-96, 1st team
Nikki Miars 1996-97, 2nd team
Annie Lester 1997-98, 2nd team
Annie Lester 1998-99, 2nd team
S. Gortman 2001-02, 1st team
Jocelyn Penn 2001-02, 1st team
Jocelyn Penn 2002-03, 1st team
Melanie Johnson 2005-06, 2nd team

All-Freshman Team

Annie Lester 1996-97
Lauren Simms 2003-04
Demetress Adams 2005-06

Player of the Month

Marsha Williams December 1991

Player of the Week

Shannon Johnson 1/17/94
Shannon Johnson 1/31/94
Shannon Johnson 2/4/96
Annie Lester 2/21/00
Teresa Geter 1/9/01
S. Gortman 11/26/01
Kelly Morrone 11/26/01
Cristina Ciocan 1/7/02
Jocelyn Penn 12/2/03
Jocelyn Penn 12/30/03
Demetress Adams 12/26/05
Melanie Johnson 11/13/06
Iva Sliskovic 12/24/06

Freshman of the Week

Demetress Adams 12/26/05

Coach of the Year

Susan Walvius 2001-02

Community Service Team (Formerly Known As Good Works Team)

Lisa Williams 1998-99
Casie Key 1999-00
Shannon Segres 2000-01
Shannon Segres 2001-02
Kelly Morrone 2002-03
Lauren Simms 2003-04
Lauren Simms 2004-05
Shannel Harris 2005-06
Brionna Dickerson 2006-07

Post-Graduate Scholarship

Nicki Bass 1994

Entrepreneur Award

Dr. Martha Parker 1999-00



Shannon Johnson

State Honors Female Amateur Athlete of the Year

Brantley Southers 1986
Martha Parker 1989
Marsha Williams 1991
Shannon Johnson 1995
Jocelyn Penn 2002

Female Pro Athlete of the Year

Shannon Johnson 1999


South Carolina Association of Sportswriters & Broadcasters Player of the Year

Brantley Southers 1984-85
Brantley Southers 1985-86
Martha Parker 1988-89

Academic Honors SEC Academic Honor Roll

Nicki Bass 1991-92
Treaka McMillian 1991-92
Wendy Moss 1991-92
Nicki Bass 1992-93
Wendy Moss 1992-93
Nicki Bass 1993-94

Intro
Players
Staff
Opponents
Review
Records
History



Martha Parker

Honor Roll

Wendy Moss	1993-94
Cindy Kelly	1996-97
Audrey Ramsey	1996-97
Lisa Williams	1996-97
Shanta Jeffcoat	1997-98
Lisa Williams	1997-98
Shanta Jeffcoat	1998-99
Casie Key	1998-99
Lisa Williams	1998-99
Crishna Hill	1999-00
Shanta Jeffcoat	1999-00
Casie Key	1999-00
Shannon Segres	1999-00
Crishna Hill	2000-01
Kelly Morrone	2000-01
Shannon Segres	2000-01
Crishna Hill	2001-02
Linda Höglund	2001-02
Kelly Morrone	2001-02
Shannon Segres	2001-02
Petra Ujhelyi	2001-02
Linda Höglund	2002-03
Kelly Morrone	2002-03
Petra Ujhelyi	2002-03
Sarah Burgess	2003-04
Lea Fabbri	2003-04
Olga Gritsaeva	2003-04
Shannel Harris	2003-04
Larissa Kulcsar	2003-04
Kelly Morrone	2003-04
Lauren Simms	2003-04
Iva Sliskovic	2003-04
Lea Fabbri	2004-05
Olga Gritsaeva	2004-05
Shannel Harris	2004-05
Larissa Kulcsar	2004-05
Lauren Simms	2004-05
Iva Sliskovic	2004-05
Lakesha Tolliver	2004-05
Ilna Burgrova	2005-06
Lea Fabbri	2005-06
Brionna Dickerson	2005-06
Olga Gritsaeva	2005-06
Shannel Harris	2005-06
Larissa Kulcsar	2005-06
Lauren Simms	2005-06
Iva Sliskovic	2005-06
Lakesha Tolliver	2005-06
Demetress Adams	2006-07
Stacy Booker	2006-07
Ilna Burgrova	2006-07
Brionna Dickerson	2006-07
Lea Fabbri	2006-07
Shannel Harris	2006-07
Larissa Kulcsar	2006-07
Lauren Simms	2006-07
Iva Sliskovic	2006-07
Lakesha Tolliver	2006-07

Baden Post-Graduate Scholarship

Martha Parker 1989

GTE Academic All-American

Martha Parker 1988-89 3rd team

GTE District III Academic All-American

Karen Middleton 1988-89
 Karen Middleton 1989-90
 Martha Parker 1987-88
 Martha Parker 1988-89
 Nicki Bass 1993-94

NCAA Women's Enhancement Program Post-Graduate Scholarship

Treka McMillian 1992

NCAA Post-Season Honors All-East Region Team

S. Gortman 2002
 Jocelyn Penn 2002

U.S.A. National Team

U.S.A. Olympic Team

Shannon Johnson 2004, Gold Medal

Robert Williams Jones Cup Team

Shannon Johnson 1995, Bronze Medal
 Shannon Johnson 1996, Gold Medal

U.S.A. National Team

Beth Hunt 1990

U.S.A. Select Team

Nancy Wilson, Asst. Coach 1990

U.S.A. Olympic Festival

Shannon Johnson 1993, Gold Medal

U.S.A. World Junior Olympic Team

Nancy Wilson, Head Coach 1992

National Sports Festival Games

Brantley Southers 1982
 Sharon Gilmore 1983
 Nancy Wilson, Head Coach 1985

World University Games

Sheila Foster 1981
 Beth Hunt 1989

Shannon Johnson 1997
 Nancy Wilson, Asst. Coach 1991

Metro Conference Honors 1983-84 through 1990-91

Player of the Year

Brantley Southers 1985-86
 Martha Parker 1987-88
 Martha Parker 1988-89
 Beth Hunt 1989-90

All-Metro Team

Brantley Southers 1983-84
 Brantley Southers 1984-85
 Mindy Ballou 1985-86
 Sharon Gilmore 1985-86
 Brantley Southers 1985-86
 Martha Parker 1986-87
 Schonna Banner 1987-88
 Martha Parker 1987-88
 Schonna Banner 1988-89
 Beth Hunt 1988-89
 Schonna Banner 1989-90
 Beth Hunt 1989-90
 Karen Middleton 1989-90
 Karen Middleton 1990-91
 Marsha Williams 1990-91

Tournament MVP

Brantley Southers 1986

Martha Parker 1988
 Beth Hunt 1989

All-Tournament

Brantley Southers 1984
 Brantley Southers 1985
 Mindy Ballou 1986
 Brantley Southers 1986
 Schonna Banner 1987
 Martha Parker 1987
 Schonna Banner 1989
 Beth Hunt 1989
 Schonna Banner 1990
 Beth Hunt 1990
 Karen Middleton 1990
 Karen Middleton 1991

Newcomer of the Year

Martha Parker 1985-86
 Schonna Banner 1986-87

All-Freshman Team

Marsha Williams 1989-90

Coach of the Year

Nancy Wilson 1984-85
 Nancy Wilson 1990-91

NWIT All-American Team

Katrina Anderson 1979
 Cheryl Autry 1979

Shaunzinski Gortman



A

<i>Demetress Adams</i>	2005-present
Pam Adams.....	1977-78
Ines Ajanovic.....	1998-02
Philicia Allen.....	1980-82
Nihan Anaz.....	2000-01
Katrina Anderson.....	1977-79
Cindy Attaway.....	1975-76
Cheryl Autry.....	1978-80

B

Mindy Ballou.....	1982-86
Schonna Banner.....	1986-90
Nicki Bass.....	1990-94
Shannon Belcher.....	1983-84
Darcel Bell.....	1977-78
Stacy Booker.....	2003-07
Tina Buck.....	1981-82
Sarah Burgess.....	2002-05
<i>Ilna Burgrova</i>	2004-present
Ruthann Burgun.....	1977-78

C

Brit Canty.....	1991-94
Donna Carr.....	1995-98
Maryann Chibbaro.....	1979-80
Cristina Ciocan.....	2000-04
Dawn Clark.....	1977-78
Liz Conklin.....	1976-77
Edith Cook.....	1976-77
Tasha Cook.....	2000-01

D

Sherry David.....	1987-91
Melissa Dean.....	1974-75
Lisa Diaz.....	1986-90
<i>Brianna Dickerson</i>	2005-present
Medina Dixon.....	1981-82
Charlene DuBose.....	1974-76
Pat Dufficy.....	1979-82
Dixie Duncan.....	1976-77

F

Lea Fabbri.....	2003-07
Sheila Foster.....	1978-82
Lorraine Frazier.....	1986-88
Colleen Frost.....	1982-85
Natalie Funderburk.....	1992-96

G

Ann Gardner.....	1987-91
Teresa Geter.....	2000-02
Joyce Gilbert.....	1976-78
Sharon Gilmore.....	1982-86
Laura Glass.....	1984-88
Peggy Glass.....	1984-88
Heather Godfrey.....	1994-98
Shaunzinski Gortman.....	1998-02
Evie Griffith.....	1974-75

Olga Gritsaeva.....	2002-06
Erica Gullett.....	1992-94

H

Sara Hadwin.....	1996-98
Peggy Harden.....	1974-75
Shannel Harris.....	2003-07
Tammy Harvey.....	1983-87
Beverly Hawkins.....	1987-91
Martha Hendrix.....	1974-75
Trese Hickey.....	1995-96
Crishna Hill.....	1998-02
Linda Höglund.....	1999-03
Liz Holland.....	1981-82
Viktoria Hollosy.....	1999-01
Natalie Howard.....	1987-88
Beth Hunt.....	1988-90
Angela Hunter.....	2004-06

J

Cynthia Jacobs.....	1978-80
Betsy James.....	1976-77
Shanta Jeffcoat.....	1996-00
Evelyn Johnson.....	1979-83
Koretha Johnson.....	2002-03
Melanie Johnson.....	2004-07
Rita Johnson.....	1977-81
Shannon Johnson.....	1992-96
Cissie Jones.....	1974-75
<i>Ebony Jones</i>	2004-present
Lori Joyner.....	1988-93

K

Cindy Kelly.....	1992-96
Lynette Keppeler.....	1996-97
Nona Kerr.....	1974-75
Casie Key.....	1996-00
Larissa Kulcsar.....	2003-07

L

Rachell Lee.....	1996-98
Annie Lester.....	1996-00
Elin Lewis.....	1997-98
Mary Jo Lorello.....	1977-78
Gwen Lynch.....	1982-85

M

Lisa Malichi.....	1982-83
Sue Martin.....	1976-77
Amy McAlister.....	1983-86
Marsi McAlister.....	1981-85
Maureen McCauley.....	1974-77
Robbie McCrary.....	1975-76
Malinda McDaniel.....	1992-94
Treka McMillian.....	1988-92
Nikki Miars.....	1995-99
Karen Middleton.....	1987-91
Kelly Morrone.....	1999-04
Wendy Moss.....	1990-94
Michelle Murray.....	1989-93
Melanie Murry.....	2000-02

N

Renee Najarian.....	1983-85
Mona Nance.....	1981-82
Denise Nanney.....	1974-77

O

Jaima Oxley.....	1977-78
------------------	---------

P

Karen Pappas.....	1974-76
Becky Parker.....	1979-83
Martha Parker.....	1985-89
Tracey Parker.....	1987-89
Ann Pasky.....	1974-75
Brenda Paulk.....	1975-77
Jocelyn Penn.....	1998-03
Betsy Platte.....	1976-78
Andrea Plemons.....	1999-00

R

Dawn Raab.....	1984-88
Audrey Ramsey.....	1994-98
Jenny Randall.....	1991-95
Candi Rawl.....	1981-82
Cindy Rawl.....	1979-82
Vania Redd.....	2001-03
Tonisha Reese.....	2001-03
Pam Reeves.....	1980-82
Chris Ricken.....	1975-77
Sharon Rivers.....	1979-83
Kasia Roszak.....	2002-04
Lori Rowe.....	1984-85

S

Betsy Scott.....	1974-78
Shannon Segres.....	1998-02
Sue Shue.....	1977-78
Lauren Simms.....	2003-07
Iva Sliskovic.....	2003-07
Brantley Southers.....	1981-86
Tina Spell.....	1974-75
Paula Stewart.....	1976-77
Daniela Strohm.....	2000-01
Martha Suber.....	1974-76
Ildiko Szakacs.....	2000-01

T

Dissy Thompson.....	1982-84
Tenna Thompson.....	1994-96
Christi Timmons.....	1991-95
Lakesha Tolliver.....	2003-present
Tatyana Troina.....	2000-02

U

Petra Ujhelyi.....	2000-03
--------------------	---------

W

Candy Walker.....	1975-78
Sally Walker.....	1975-76
Jean Walling.....	1977-80
Amy Wells.....	1995-96
Krysti Wheaton.....	1982-83
Zenovia White.....	1996-98
Beth Wiggins.....	1974-75
Shayla Wilkins.....	1990-94
Lisa Williams.....	1995-99
Marsha Williams.....	1989-93
Monica Williams.....	1983-88
Natalie Williams.....	1986-87
Janice Wolfe.....	1975-77
Teresa Woods.....	1974-75
Suzanne Woolston.....	1978-80
Paula Workman.....	1974-76

Z

Kellindra Zackery.....	2006-07
------------------------	---------

All-Time Assistant Coaches

Tonya Alleyne.....	1997-1999
Ed Baldwin.....	2003-2005
Suzanne Barbre.....	1982-83
Al Brown.....	2003-04
Karen Brown.....	1979-80
Jimmy DeShazo.....	1997-2001
Jill Dunn.....	1994-97
Maria Fantanarosa.....	1994-97
Ken Griffin.....	2005-07
Rosie Jones-Hall.....	1989-94
Nessie Harris.....	1986-89; 1995-97
Linda Hill-MacDonald.....	2000-03; 2004-05
<i>Tammy Holder</i>	1984-1988; 1999-2000, 2005-present
Terry Kelly.....	1981 (for 7 games)
<i>Michelle Marciniak</i>	2003-present
Karen Middleton.....	1992-94
Sheila Moorman.....	1977-78
Shell Robinson-Dailey.....	1999-03
Debbie Taylor.....	1997-1999
Barbara Thaxton.....	1994
Heidi VanDerveer.....	1988-94

Italics indicates current player/coach

Intro
Players
Staff
Opponents
Review
Records
History

Letterwinners by Hometown

South Carolina - 56

Demetress Adams Bishopville
 Pam Adams Marietta
 Katrina Anderson Timmonsville
 Darcel Bell Aiken
 Britanna Canty Myrtle Beach
 Sherry David Bennettsville
 Lisa Diaz Columbia
 Brionna Dickerson Columbia
 Charlene DuBose Darlington
 Sheila Foster Boiling Springs
 Larraine Frazier Mt. Pleasant
 Natalie Funderburk Camden
 Ann Gardner Clover
 Teresa Geter Columbia
 Sharon Gilmore Graniteville
 Shaunzinski Gortman Columbia
 Sara Hadwin Columbia
 Beverly Hawkins Duncan
 Angel Henderson Inman
 Crishna Hill Greenville
 Beth Hunt Garden City
 Angela Hunter Columbia
 Shanta Jeffcoat Swansea
 Koretha Johnson Myrtle Beach
 Melanie Johnson Barnwell
 Pam Johnson Hopkins
 Rita Johnson St. Matthews
 Shannon Johnson Hartsville
 Lori Joyner Hampton
 Casie Key Aiken
 Lisa Malichi Bennettsville
 Pat Mason Winnsboro
 Amy McAlister Columbia
 Marsi McAlister Columbia
 Malinda McDaniel Hartsville
 Karen Middleton McBee
 Michelle Murray Columbia
 Jaima Oxley Columbia
 Becky Parker Columbia
 Martha Parker Columbia
 Tracey Parker Manning

Dawn Raab Irmo
 Cindy Rawl Lexington
 Varia Redd W. Columbia
 Tonisha Reese Hopkins
 Sharon Rivers Florence
 Betsy Scott Johnston
 Lauren Simms Columbia
 Brantley Southers Columbia
 Martha Suber Whitmire
 Tenna Thompson Chester
 Lakesha Tolliver Columbia
 Candace Walker Columbia
 Jean Walling Columbia
 Shayla Wilkins Gaffney
 Marsha Williams Moncks Corner
 Monica Williams Heath Springs
 Suzanne Woolston Columbia

Florida - 8

Philicia Allen Okeechobee
 Nicki Bass Newberry
 Laura Glass Longwood
 Peggy Glass Longwood
 Cynthia Jacobs Orlando
 Mona Nance Ft. Lauderdale
 Zenovia White Campbellton
 Natalie Williams Jacksonville

North Carolina - 8

Mindy Ballou Morehead City
 Schonna Banner Lenoir
 Donna Carr Salisbury
 Heather Godfrey Statesville
 Cindy Kelly Sanford
 Gwen Lynch Raleigh
 Treka McMillian Chadbourne
 Audrey Ramsey Wendell

Georgia - 9

Cheryl Autry Rome

Stacy Booker Lawrenceville
 Tina Buck Atlanta
 Shannel Harris Lawrenceville
 Annie Lester Norcross
 Wendy Moss Blairesville
 Jocelyn Penn Conyers
 Pam Reeves Rome
 Amy Wells Mableton

Pennsylvania - 4

Dana Boyle York
 Ruthann Burgun Jeannette
 Tammy Harvey Pittsburgh
 Sue Martin Warren

New York - 4

Dawn Clark Liverpool
 Mary Jo Lorello Massapequa
 Kelly Morrone Syracuse
 Betsy Platte Little Neck

Ohio - 4

Sarah Burgess Brook Park
 Lynette Keppeler Edgerton
 Nikki Miars St. Mary's
 Frani Washington Toledo

New Jersey - 3

Maryann Chibbaro N. Brunswick
 Sue Shue Cherry Hill
 Kellindra Zackery Newark

Tennessee - 3

Trese Hickey Cleveland
 Becky Parker Maryville
 Christi Timmons Pigeon Forge

Virginia - 3

Joyce Gilbert Woodbridge
 Shannon Segres Dale City
 Dissy Thompson Fairfax

Illinois - 2

Rachell Lee E. St. Louis
 Michelle Thomas Park Forest South

Indiana - 2

Krysti Wheaton Gary
 Lisa Williams Carmel

Kentucky - 2

Shannon Belcher Madisonville
 Jenny Randall Mt. Sterling

Massachusetts - 2

Medina Dixon Boston
 Renee Najarian Wakefield

Alabama - 1

Erica Gullett Mobile

Connecticut - 1

Pat Dufficy Trumbull

Maryland - 1

Lori Rowe Hagerstown

Michigan - 1

Evelyn Johnson Lansing

Minnesota - 1

Colleen Frost New York Mills

Ohio - 1

Sarah Burgess Brookpark

International

Belarus - 1

Tatyana Troina Minsk

Croatia - 2

Lea Fabbri New Zagreb
 Iva Sliskovic Zagreb

Czech Republic - 1

Ilona Burgrova Hradec Kralove

Germany - 1

Daniela Strohm Wuppertal

Hungary - 2

Petra Ujhelyi Budapest
 Ildiko Szakacs Pecs

Poland - 1

Kasia Roszak Szamotuly

Romania - 1

Cristina Ciocan Bucharest
 Larissa Kulcsar Cluj

Russia - 1

Olga Gritsaeva St. Petersburg

Sweden - 1

Linda Höglund Stockholm

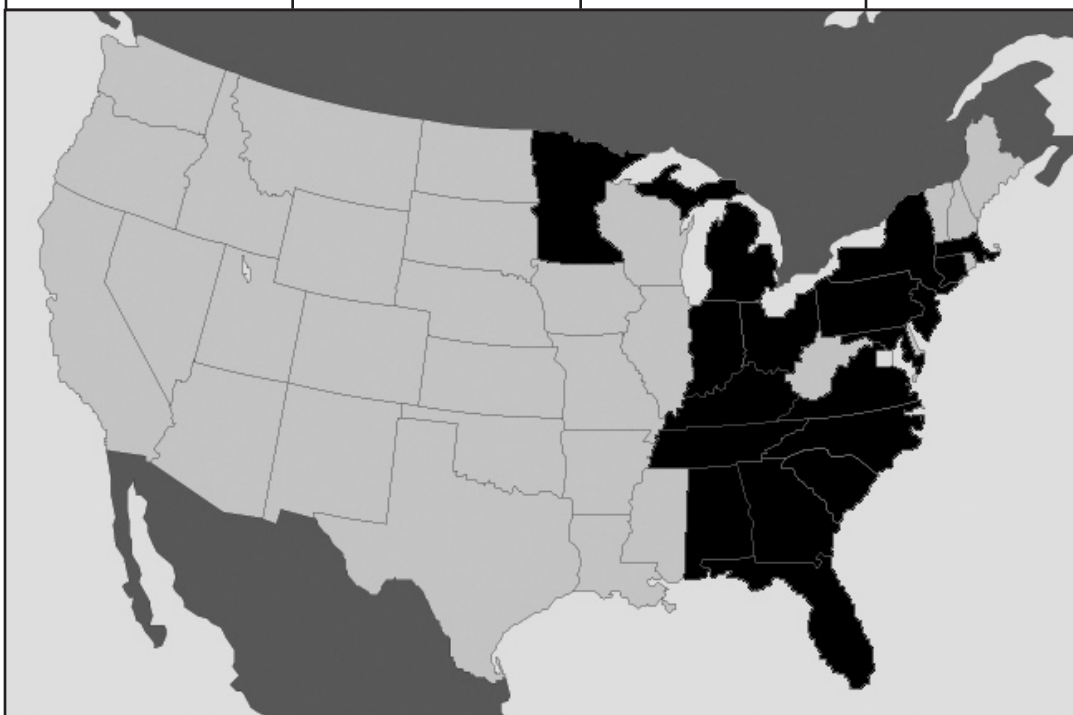
Turkey - 1

Nihan Anaz Istanbul

Yugoslavia - 1

Ines Ajanovic Belgrade

Intro
 Players
 Staff
 Opponents
 Review
 Records
 History



Belarus



Romania



Croatia



Russia



Czech Republic



Sweden



Germany



Turkey



Hungary



Yugoslavia



Poland



00
Beth Hunt
Sue Martin
Petra Ujhelyi



1
Nihan Anaz



2
Stacy Booker
Vania Redd



3
Amy McAlister
Koretha Johnson
Tracey Parker



4
Lori Joyner



5
Ines Ajanovic
Lea Fabbri
Pam Reeves



10
Pam Adams
Tina Buck
Kelly Morrone
Lori Rowe
Natalie Williams



11
Nikki Bass
Joyce Gilbert
Shannel Harris
Crishna Hill
Dawn Raab



12
Sarah Burgess
Charlene DuBose
Sara Hadwin
Crishna Hill
Rita Johnson
Michelle Murray
Tonisha Reese
Brantley Southers



13 (Retired)
Martha Parker
Sharon Rivers



14 (Retired)
Lorraine Frazier
Olga Gritsaeva
Iva Sliskovic
Shannon Johnson
Marsi McAlister
Betsy Platte



15
Philicia Allen
Ilona Burgrova
Cristina Ciocan
Malinda McDaniel



20
Olga Gritsaeva
Karen Middleton
Martha Suber
Christi Timmons
Candace Walker
Krysti Wheaton



21
Dawn Clark
Laura Glass
Lori Herl
Pat Mason
Tonisha Reese
Dissy Thompson



22
Katrina Anderson
Angela Hunter
Lisa Williams
Monica Williams



23
Dana Boyle
Peggy Glass
Melanie Johnson
Marsha Williams



24
Demetress Adams
Donna Carr
Becky Parker
Sue Shue
Daniela Strohm



25
Ruthann Burgun
Britanna Canty
Pat Dufficy
Beverly Hawkins
Ebony Jones
Gwen Lynch



30
Heather Godfrey
Tammy Harvey
Jaima Oxley
Lauren Simms
Tatyana Troina
Shayla Wilkins



31
Schonna Banner
Stacy Booker
Wendy Moss
Dissy Thompson
Kellindra Zackery



32
Sherry David
Brionna Dickerson
Sharon Gilmore
Shaunzinski Gortman
Trese Hickey
Betsy Scott
Frani Washington



33
Darcell Bell
Colleen Frost
Natalie Funderburk
Angel Henderson



34
Shannon Belcher
Ann Gardner
Mona Nance
Audrey Ramsey
Shannon Segres



35
Treka McMillian
Amy Wells



40
Teresa Geter
Kasia Roszak
Michelle Thomas
Tenna Thompson



41
Cindy Kelly
Lakesha Tolliver
Zenovia White



42
Nikki Miars
Jean Walling



44
Mindy Ballou
Medina Dixon
Mary Jo Lorello
Jenny Randall



45
Pam Johnson
Lynette Keppeler
Jocelyn Penn



50
Renee Najarian



52
Lisa Diaz
Erica Gullett
Evelyn Johnson



53 (Retired)
Sheila Foster



55
Linda Höglund
Larissa Kulcsar
Rachell Lee
Lisa Malichi

Bold indicates player for whom a jersey is retired.

Letterwinner Stats

	GP	GS	Min	Avg	FG	FGA	Pct	3FG	FGA	Pct	FT	FTA	Pct	Off	Def	Tot	Avg	PF	FO	A	TO	Blk	Stl	Pts	Avg	
<i>Adams, Demetress</i>																										
2005-06	29	12	569	19.6	94	158	0.595	0	3	0.000	56	83	0.675	63	83	146	5.0	63	0	19	63	34	34	244	8.4	
2006-07	33	23	656	19.9	79	157	0.503	0	0	0.000	34	78	0.436	71	103	174	5.3	91	4	35	59	30	52	192	5.8	
Career Totals	62	35	1225	19.8	173	315	0.549	0	3	0.000	90	161	0.559	134	186	320	5.2	154	4	54	122	64	86	436	7.0	
<i>Adams, Pam</i>																										
1977-78	18	3	n/a	n/a	12	45	0.267	n/a	n/a	n/a	6	12	0.500	n/a	n/a	25	1.4	32	2	22	47	1	27	30	1.7	
Career Totals	18	3	n/a	n/a	12	45	0.267	n/a	n/a	n/a	6	12	0.500	n/a	n/a	25	1.4	32	2	22	47	1	27	30	1.7	
<i>Ajanovic, Ines</i>																										
1998-99	4	0	19	4.8	2	7	0.286	0	0	0.000	4	4	1.000	1	1	2	0.5	2	0	0	4	1	0	8	2.0	
1999-2000	28	6	357	12.8	34	96	0.354	16	53	0.302	10	21	0.476	24	37	61	2.2	31	1	23	35	0	12	94	3.4	
2000-01	26	1	275	10.6	35	75	0.467	13	26	0.500	16	29	0.552	29	46	75	2.9	31	0	16	34	1	9	99	3.8	
2001-02	28	4	262	9.4	40	97	0.412	6	27	0.222	14	25	0.560	23	28	51	1.8	26	0	12	32	3	5	100	3.6	
Career Totals	86	11	913	10.6	111	275	0.404	35	106	0.330	44	79	0.557	77	112	189	2.2	90	1	51	105	5	26	301	3.5	
<i>Allen, Philicia</i>																										
1980-81	29	6	369	12.7	75	157	0.478	n/a	n/a	n/a	21	40	0.525	n/a	n/a	116	4.0	60	4	2	51	32	24	171	5.9	
1981-82	15	11	257	17.1	44	98	0.449	n/a	n/a	n/a	12	24	0.500	n/a	n/a	82	5.5	23	0	11	40	18	15	100	6.7	
Career Totals	44	17	n/a	n/a	119	255	0.467	n/a	n/a	n/a	33	64	0.516	n/a	n/a	198	4.5	83	4	13	91	50	39	271	6.2	
<i>Anaz, Nihan</i>																										
2000-01	28	13	733	26.2	96	228	0.421	18	57	0.316	46	68	0.979	30	30	60	2.1	55	2	68	81	1	17	256	9.1	
Career Totals	28	13	733	26.2	96	228	0.421	18	57	0.316	46	68	0.979	30	30	60	2.1	55	2	68	81	1	17	256	9.1	
<i>Anderson, Katrina</i>																										
1977-78	34	34	n/a	n/a	306	544	0.563	n/a	n/a	n/a	142	242	0.587	n/a	n/a	434	12.8	105	3	41	98	23	58	754	22.2	
1978-79	37	n/a	n/a	n/a	283	540	0.524	n/a	n/a	n/a	134	195	0.687	n/a	n/a	371	10.0	n/a	n/a	n/a	n/a	29	126	700	18.9	
Career Totals	71	n/a	n/a	n/a	589	1084	0.543	n/a	n/a	n/a	276	437	0.632	n/a	n/a	805	11.3	n/a	n/a	n/a	n/a	52	184	1454	20.5	
<i>Attaway, Cindy</i>																										
1975-76	1	n/a	n/a	n/a	0	1	0.000	n/a	n/a	n/a	0	0	0.000	n/a	n/a	0	0.0	n/a	n/a	n/a	n/a	n/a	n/a	0	0.0	
Career Totals	1	n/a	n/a	n/a	0	1	0.000	n/a	n/a	n/a	0	0	0.000	n/a	n/a	0	0.0	n/a	n/a	n/a	n/a	n/a	n/a	0	0.0	
<i>Autry, Cheryl</i>																										
1978-79	37	n/a	n/a	n/a	80	201	0.398	n/a	n/a	n/a	23	51	0.451	n/a	n/a	56	1.5	n/a	n/a	n/a	n/a	n/a	n/a	183	4.9	
1979-80	34	n/a	n/a	n/a	99	232	0.427	n/a	n/a	n/a	32	53	0.604	n/a	n/a	45	1.3	73	2	84	61	5	54	230	6.8	
Career Totals	71	n/a	n/a	n/a	179	433	0.413	n/a	n/a	n/a	55	104	0.529	n/a	n/a	101	1.4	n/a	n/a	n/a	n/a	n/a	n/a	413	5.8	
<i>Ballou, Mindy</i>																										
1982-83	28	5	77	15.4	54	130	0.415	n/a	n/a	n/a	26	38	0.684	n/a	n/a	50	1.8	35	0	40	64	3	12	134	4.8	
1983-84	30	30	1053	35.1	137	261	0.525	n/a	n/a	n/a	55	75	0.733	n/a	n/a	77	2.6	71	2	219	132	3	42	329	11.0	
1984-85	27	26	950	35.2	114	244	0.467	n/a	n/a	n/a	51	70	0.729	n/a	n/a	76	2.8	83	5	162	94	2	51	279	10.3	
1985-86	30	30	1116	37.2	189	423	0.447	n/a	n/a	n/a	79	97	0.814	n/a	n/a	96	3.2	62	3	174	114	2	65	457	15.2	
Career Totals	115	91	3196	27.8	494	1058	0.467	n/a	n/a	n/a	211	280	0.754	n/a	n/a	299	2.6	251	10	595	404	10	170	1199	10.4	
<i>Banner, Schonna</i>																										
1986-87	29	19	864	29.8	183	350	0.523	n/a	n/a	n/a	68	94	0.723	n/a	n/a	182	6.3	81	2	11	52	17	23	434	15.0	
1987-88	33	31	996	30.2	219	415	0.528	0	0	0.000	67	105	0.638	79	161	240	7.3	94	3	19	39	32	36	505	15.3	
1988-89	30	30	891	29.7	192	344	0.558	0	0	0.000	51	80	0.638	71	154	225	7.5	89	3	23	44	29	39	435	14.5	
1989-90	33	33	1051	31.8	181	317	0.571	0	0	0.000	55	82	0.671	80	174	254	7.7	90	1	35	48	25	36	417	12.6	
Career Totals	125	113	3802	30.4	775	1426	0.543	0	0	0.000	241	361	0.667	n/a	n/a	901	7.2	354	9	88	183	103	134	1791	14.3	
<i>Bass, Nicki</i>																										
1990-91	28	0	401	14.3	44	115	0.383	32	83	0.386	13	20	0.650	9	14	23	0.8	40	0	22	31	0	13	133	4.8	
1991-92	28	26	857	30.6	52	164	0.317	31	92	0.337	81	196	0.413	13	40	53	1.9	82	2	96	137	3	33	216	7.7	
1992-93	27	12	477	17.7	38	140	0.271	29	112	0.259	22	32	0.688	12	20	32	1.2	33	0	34	33	0	15	127	4.7	
1993-94	27	26	634	23.5	70	210	0.333	60	183	0.328	35	40	0.875	12	17	29	1.1	54	2	36	36	0	16	235	8.7	
Career Totals	110	64	2369	21.5	204	629	0.324	152	470	0.323	151	288	0.524	46	91	137	1.2	209	4	188	237	3	77	711	6.5	
<i>Belcher, Shannon</i>																										
1983-84	7	0	15	2.1	1	4	0.250	n/a	n/a	n/a	0	1	0.000	n/a	n/a	3	0.4	2	0	0	2	1	1	2	0.3	
Career Totals	7	0	15	2.1	1	4	0.250	n/a	n/a	n/a	0	1	0.000	n/a	n/a	3	0.4	2	0	0	2	1	1	2	0.3	
<i>Bell, Darcell</i>																										
1977-78	17	0	n/a	n/a	11	35	0.314	n/a	n/a	n/a	5	7	0.714	n/a	n/a	14	0.8	10	0	5	22	0	7	27	1.6	
Career Totals	17	0	n/a	n/a	11	35	0.314	n/a	n/a	n/a	5	7	0.714	n/a	n/a	14	0.8	10	0	5	22	0	7	27	1.6	

	GP	GS	Min	Avg	FG	FGA	Pct	3FG	FGA	Pct	FT	FTA	Pct	Off	Def	Tot	Avg	PF	FO	A	TO	Blk	Stl	Pts	Avg	
Booker, Stacy																										
2003-04	19	0	142	7.5	13	42	0.310	6	26	0.231	6	10	0.600	4	7	11	0.6	15	1	3	6	2	8	38	2.0	
2004-05	29	12	709	24.4	86	247	0.348	35	116	0.302	39	58	0.672	43	65	108	3.7	46	0	50	57	0	26	246	8.5	
2005-06	28	0	540	19.3	79	223	0.354	38	122	0.311	16	29	0.552	18	51	69	2.5	33	0	49	45	2	23	212	7.6	
2006-07	32	20	661	20.7	102	284	0.359	40	154	0.260	25	31	0.806	29	61	90	2.8	48	1	60	59	3	30	269	8.4	
Career Totals	108	32	2052	19.0	280	796	0.352	119	418	0.285	86	128	0.672	94	184	278	2.6	142	2	162	167	7	87	765	7.1	
Buck, Tina																										
1981-82	7	0	n/a	7.4	5	14	0.357	n/a	n/a	n/a	0	1	0.000	n/a	n/a	4	0.7	1	0	4	6	0	0	10	1.4	
Career Totals	7	0	n/a	7.4	5	14	0.357	n/a	n/a	n/a	0	1	0.000	n/a	n/a	4	0.7	1	0	4	6	0	0	10	1.4	
Burgess, Sarah																										
2002-03	28	0	511	18.3	60	147	0.408	35	103	0.340	32	47	0.681	30	39	69	2.5	31	0	26	30	1	32	187	6.7	
2003-04	26	4	581	22.3	63	192	0.328	37	130	0.285	27	42	0.643	31	60	91	3.5	47	2	49	41	4	41	190	7.3	
2004-05	2	0	46	23.0	4	17	0.235	1	13	0.077	3	5	0.600	2	5	7	3.5	5	0	5	6	0	3	12	6.0	
Career Totals	56	4	1138	20.3	127	356	0.357	73	246	0.297	62	94	0.660	63	104	167	3.0	83	2	80	77	5	76	389	6.9	
Burgrova, Ilona																										
2004-05	29	19	648	22.3	65	163	0.399	0	1	0.000	44	67	0.657	40	73	113	3.9	51	1	23	57	25	24	174	6.0	
2005-06	29	27	552	19.0	59	119	0.496	0	0	0.000	30	52	0.577	48	77	125	4.3	57	1	27	49	34	14	148	5.1	
2006-07	33	16	705	21.4	74	144	0.514	0	0	0.000	36	71	0.507	60	91	151	4.6	59	3	34	56	37	28	184	5.6	
Career Totals	91	62	1905	20.9	198	426	0.464	0	1	0.000	110	190	0.579	148	241	389	4.3	167	5	84	162	96	66	506	5.5	
Burgun, Ruthann																										
1977-78	11	0	n/a	n/a	5	19	0.263	n/a	n/a	n/a	5	6	0.833	n/a	n/a	17	1.5	11	0	12	13	0	3	15	1.4	
Career Totals	11	0	n/a	n/a	5	19	0.263	n/a	n/a	n/a	5	6	0.833	n/a	n/a	17	1.5	11	0	12	13	0	3	15	1.4	
Canty, Brit																										
1991-92	28	5	409	14.6	19	69	0.275	1	6	0.167	6	15	0.400	9	24	33	1.2	26	0	38	67	1	23	45	1.6	
1992-93	19	0	140	7.4	7	29	0.241	0	1	0.000	4	10	0.400	13	12	25	1.3	15	0	6	12	8	8	18	0.9	
1993-94	25	1	307	12.3	30	78	0.385	1	5	0.200	13	23	0.565	38	28	66	2.6	35	0	21	29	4	17	74	3.0	
Career Totals	72	6	856	11.9	56	76	0.318	2	12	0.167	23	48	0.479	60	64	124	1.7	76	0	65	108	13	48	137	1.9	
Carr, Donna																										
1995-96	18	1	215	11.9	21	40	0.525	0	0	0.000	16	24	0.667	25	33	58	3.2	32	0	9	12	5	13	58	3.2	
1996-97	18	14	338	18.8	29	65	0.446	0	1	0.000	20	49	0.408	45	67	112	6.2	43	4	16	24	9	15	78	4.3	
1997-98	27	25	685	25.4	74	181	0.409	0	0	0.000	31	75	0.413	83	109	192	7.1	92	5	47	60	10	45	179	6.6	
Career Totals	63	40	1238	19.7	124	286	0.434	0	1	0.000	67	148	0.453	153	209	362	5.7	167	9	72	96	24	73	315	5.0	
Chibbaro, Maryann																										
1979-80	14	n/a	n/a	n/a	3	5	0.600	n/a	n/a	n/a	4	8	0.500	n/a	n/a	4	0.3	2	0	6	6	0	2	10	0.7	
Career Totals	14	n/a	n/a	n/a	3	5	0.600	n/a	n/a	n/a	4	8	0.500	n/a	n/a	4	0.3	2	0	6	6	0	2	10	0.7	
Ciocan, Cristina																										
2000-01	28	18	556	19.9	31	83	0.373	2	15	0.133	9	16	0.563	12	47	59	2.1	56	2	81	78	7	39	73	2.6	
2001-02	30	29	852	28.4	80	192	0.417	17	40	0.425	25	46	0.543	16	51	67	2.2	77	1	185	102	5	68	202	6.7	
2002-03	31	31	1038	33.5	161	375	0.429	42	129	0.326	57	74	0.770	34	100	134	4.3	88	5	207	138	6	74	421	13.6	
2003-04	27	26	893	33.1	127	316	0.402	36	110	0.327	27	40	0.675	40	98	138	5.1	69	0	142	133	7	46	317	11.7	
Career Totals	116	104	3339	28.8	399	966	0.413	97	294	0.330	118	176	0.670	102	296	398	3.4	290	8	615	451	25	227	1013	8.7	
Clark, Dawn																										
1977-78	24	13	n/a	n/a	38	92	0.413	n/a	n/a	n/a	9	21	0.429	n/a	n/a	41	1.7	35	1	44	60	0	23	85	3.5	
Career Totals	24	13	n/a	n/a	38	92	0.413	n/a	n/a	n/a	9	21	0.429	n/a	n/a	41	1.7	35	1	44	60	0	23	85	3.5	
Conklin, Liz																										
1976-77	21	n/a	n/a	n/a	0	5	0.000	n/a	n/a	n/a	1	3	0.333	n/a	n/a	4	0.4	1	0	0	n/a	n/a	n/a	1	0.1	
Career Totals	21	n/a	n/a	n/a	0	5	0.000	n/a	n/a	n/a	1	3	0.333	n/a	n/a	4	0.4	1	0	0	n/a	n/a	n/a	1	0.1	
Cook, Edie																										
1976-77	26	n/a	n/a	n/a	64	202	0.317	n/a	n/a	n/a	43	68	0.632	n/a	n/a	60	2.3	45	2	21	n/a	n/a	n/a	171	6.6	
Career Totals	26	n/a	n/a	n/a	64	202	0.317	n/a	n/a	n/a	43	68	0.632	n/a	n/a	60	2.3	45	2	21	n/a	n/a	n/a	171	6.6	
Cook, Tasha																										
2000-01	5	1	24	4.8	1	2	0.500	0	0	0.000	0	0	0.000	0	0	0	0.0	1	0	3	1	0	0	2	0.4	
Career Totals	5	1	24	4.8	1	2	0.500	0	0	0.000	0	0	0.000	0	0	0	0.0	1	0	3	1	0	0	2	0.4	

- [Intro](#)
- [Players](#)
- [Staff](#)
- [Opponents](#)
- [Review](#)
- [Records](#)
- [History](#)

Letterwinner Stats

	GP	GS	Min	Avg	FG	FGA	Pct	3FG	FGA	Pct	FT	FTA	Pct	Off	Def	Tot	Avg	PF	FO	A	TO	Blk	Stl	Pts	Avg	
David, Sherry																										
1987-88	14	0	88	6.3	9	25	0.360	1	3	0.333	10	14	0.714	1	11	12	0.9	7	0	10	11	3	10	29	2.1	
1988-89	30	28	625	20.8	29	67	0.433	0	0	0.000	12	20	0.600	4	35	39	1.3	73	2	93	85	1	26	70	2.3	
1989-90	32	32	905	28.3	47	123	0.382	1	2	0.500	22	34	0.647	7	40	47	1.5	87	1	161	109	2	59	117	3.7	
1990-91	30	28	842	28.1	49	133	0.368	2	4	0.500	39	51	0.765	12	50	62	2.1	74	1	160	107	9	55	139	4.6	
Career Totals	106	88	2460	23.2	134	348	0.385	4	9	0.444	83	119	0.697	24	136	160	1.5	241	4	424	312	15	150	355	3.3	
Dean, Melissa																										
1974-75	8	n/a	n/a	n/a	2	10	0.200	n/a	n/a	n/a	5	10	0.500	n/a	n/a	12	1.5	4	n/a	n/a	n/a	n/a	n/a	9	1.1	
Career Totals	8	n/a	n/a	n/a	2	10	0.200	n/a	n/a	n/a	5	10	0.500	n/a	n/a	12	1.5	4	n/a	n/a	n/a	n/a	n/a	9	1.1	
Diaz, Lisa																										
1986-87	29	6	658	22.7	100	209	0.478	n/a	n/a	n/a	10	14	0.714	n/a	n/a	44	1.5	32	0	66	57	1	36	210	7.2	
1987-88	34	15	799	23.5	114	236	0.483	3	10	0.300	37	53	0.698	31	60	91	2.7	74	0	120	104	5	35	268	7.9	
1988-89	30	29	911	30.4	161	297	0.542	1	3	0.333	51	69	0.739	32	43	75	2.5	57	0	174	85	7	52	374	12.5	
1989-90	33	33	1100	33.3	176	374	0.471	0	1	0.000	45	55	0.818	31	57	88	2.7	63	1	138	88	1	52	397	12.0	
Career Totals	126	83	3468	27.5	551	1116	0.494	4	14	0.286	143	191	0.749	n/a	n/a	298	2.4	226	1	498	334	14	175	1249	9.9	
Dickerson, Brionna																										
2005-06	21	0	187	8.9	16	52	0.308	0	3	0.000	6	11	0.545	10	13	23	1.1	6	0	14	11	0	8	38	1.8	
2006-07	31	2	557	18.0	82	203	0.404	9	34	0.265	16	25	0.640	28	44	72	2.3	23	0	37	23	1	22	189	6.1	
Career Totals	52	2	744	14.3	98	255	0.384	9	37	0.243	22	36	0.611	38	57	95	1.8	29	0	51	34	1	30	227	4.4	
Dixon, Medina																										
1981-82	15	15	n/a	31.5	105	235	0.447	n/a	n/a	n/a	33	54	0.611	n/a	n/a	124	8.3	56	5	21	44	0	28	243	16.2	
Career Totals	15	15	n/a	31.5	105	235	0.447	n/a	n/a	n/a	33	54	0.611	n/a	n/a	124	8.3	56	5	21	44	0	28	243	16.2	
DuBose, Charlene																										
1974-75	28	n/a	n/a	n/a	224	469	0.478	n/a	n/a	n/a	35	49	0.714	n/a	n/a	117	4.2	75	n/a	n/a	n/a	n/a	n/a	483	17.3	
1975-76	22	n/a	n/a	n/a	142	331	0.429	n/a	n/a	n/a	39	50	0.780	n/a	n/a	83	3.8	n/a	n/a	n/a	n/a	n/a	n/a	323	14.7	
Career Totals	50	n/a	n/a	n/a	366	800	0.458	n/a	n/a	n/a	74	99	0.747	n/a	n/a	200	4.0	75	n/a	n/a	n/a	n/a	n/a	806	16.1	
Dufficy, Pat																										
1979-80	24	n/a	n/a	n/a	28	72	0.389	n/a	n/a	n/a	16	25	0.640	n/a	n/a	51	2.1	21	0	12	14	1	9	72	3.0	
1980-81	30	0	375	12.5	48	111	0.432	n/a	n/a	n/a	25	41	0.610	n/a	n/a	81	2.7	34	0	20	20	7	15	122	4.0	
1981-82	6	0	n/a	2.1	5	24	0.208	n/a	n/a	n/a	14	23	0.609	n/a	n/a	14	2.3	7	0	1	4	2	7	24	4.0	
Career Totals	60	n/a	n/a	n/a	81	207	0.391	n/a	n/a	n/a	55	89	0.618	n/a	n/a	146	2.4	62	0	33	38	10	31	217	3.6	
Duncan, Dixie																										
1976-77	22	n/a	n/a	n/a	9	22	0.409	n/a	n/a	n/a	5	14	0.357	n/a	n/a	25	1.1	20	0	10	n/a	n/a	n/a	23	1.0	
Career Totals	22	n/a	n/a	n/a	9	22	0.409	n/a	n/a	n/a	5	14	0.357	n/a	n/a	25	1.1	20	0	10	n/a	n/a	n/a	23	1.0	
Fabbri, Lea																										
2003-04	24	0	216	9.0	14	42	0.333	4	15	0.267	20	30	0.667	3	21	24	1.0	24	0	21	28	0	3	52	2.2	
2004-05	24	18	605	25.2	41	119	0.345	21	71	0.296	17	23	0.739	7	35	42	1.8	54	1	72	93	0	27	120	5.0	
2005-06	29	24	571	19.7	48	129	0.372	28	84	0.333	34	42	0.810	4	37	41	1.4	59	1	82	74	0	27	158	5.4	
2006-07	28	11	409	14.6	22	100	0.220	18	76	0.237	11	13	0.846	2	31	33	1.2	42	1	71	54	1	20	73	2.6	
Career Totals	105	53	1801	17.2	125	390	0.321	71	246	0.289	82	108	0.759	16	124	140	1.3	179	3	246	249	1	77	403	3.8	
Foster, Sheila																										
1978-79	37	n/a	n/a	n/a	216	432	0.500	n/a	n/a	n/a	84	128	0.656	n/a	n/a	329	8.9	n/a	n/a	n/a	n/a	n/a	n/a	519	13.9	
1979-80	36	n/a	n/a	n/a	245	452	0.542	n/a	n/a	n/a	99	140	0.707	n/a	n/a	379	10.5	72	1	51	93	10	88	589	16.4	
1980-81	30	30	1124	37.5	211	396	0.533	n/a	n/a	n/a	112	381	0.294	n/a	n/a	381	12.7	48	0	59	110	14	60	534	12.8	
1981-82	31	31	n/a	37.9	252	432	0.583	n/a	n/a	n/a	123	175	0.703	n/a	n/a	338	10.9	62	0	44	84	23	41	627	20.2	
Career Totals	134	n/a	n/a	n/a	924	1712	0.540	n/a	n/a	n/a	418	824	0.507	n/a	n/a	1427	10.6	n/a	n/a	n/a	n/a	n/a	n/a	2266	16.9	
Frazier, Larraine																										
1986-87	29	3	368	12.7	41	75	0.547	n/a	n/a	n/a	25	28	0.893	n/a	n/a	69	2.4	36	0	13	40	2	19	107	3.7	
1987-88	21	2	134	6.4	9	26	0.346	0	0	0.000	6	12	0.500	11	13	24	1.1	24	0	8	14	1	5	24	1.1	
Career Totals	50	5	502	10.0	50	101	0.495	0	0	0.000	31	40	0.775	n/a	n/a	93	1.9	60	0	21	54	3	24	131	2.6	
Frost, Colleen																										
1982-83	13	0	17	1.3	3	7	0.429	n/a	n/a	n/a	3	4	0.750	n/a	n/a	7	0.5	11	0	1	4	2	2	9	0.7	
1983-84	13	0	53	4.1	8	21	0.381	n/a	n/a	n/a	9	18	0.500	n/a	n/a	8	0.6	20	0	0	0	0	0	25	1.9	
1984-85	6	0	15	2.5	2	3	0.667	n/a	n/a	n/a	1	5	0.200	n/a	n/a	4	0.7	2	0	1	3	0	1	5	0.8	
Career Totals	32	0	85	2.7	13	31	0.419	n/a	n/a	n/a	13	27	0.481	n/a	n/a	19	0.6	33	0	2	7	2	3	39	1.2	

<i>Funderburk, Natalie</i>	GP	GS	Min	Avg	FG	FGA	Pct	3FG	FGA	Pct	FT	FTA	Pct	Off	Def	Tot	Avg	PF	FO	A	TO	Blk	Stl	Pts	Avg
1992-93	19	0	200	10.5	7	24	0.292	1	2	0.500	13	23	0.565	4	12	16	0.8	17	0	28	21	1	9	28	1.5
1993-94	27	26	680	25.2	33	97	0.340	13	41	0.317	35	66	0.530	10	65	75	2.8	53	0	96	76	1	34	114	4.2
1994-95	27	27	912	33.8	39	148	0.264	11	60	0.183	53	77	0.688	10	91	101	3.7	66	2	126	87	1	50	142	5.3
1995-96	28	28	898	32.1	39	152	0.257	24	90	0.267	28	51	0.549	5	84	89	3.2	48	0	127	76	1	47	130	4.6
Career Totals	101	81	2690	26.6	118	421	0.280	49	193	0.254	129	217	0.594	29	252	281	2.8	184	2	377	260	4	140	414	4.1

<i>Gardner, Ann</i>	GP	GS	Min	Avg	FG	FGA	Pct	3FG	FGA	Pct	FT	FTA	Pct	Off	Def	Tot	Avg	PF	FO	A	TO	Blk	Stl	Pts	Avg
1987-88	12	0	56	4.7	8	27	0.296	0	0	0.000	4	10	0.400	12	6	18	1.5	6	0	0	8	0	2	20	1.7
1988-89	17	0	114	6.7	11	29	0.379	0	0	0.000	7	8	0.875	9	12	21	1.2	9	0	3	2	1	2	29	1.7
1989-90	18	0	168	9.3	9	39	0.231	0	0	0.000	4	8	0.500	9	22	31	1.7	12	0	13	13	1	4	22	1.2
1990-91	30	7	522	17.4	49	118	0.415	26	71	0.366	7	13	0.538	28	70	98	3.3	29	0	26	26	1	16	131	4.4
Career Totals	77	7	860	11.2	77	213	0.362	26	71	0.366	22	39	0.564	58	110	168	2.2	56	0	42	49	3	42	202	2.6

<i>Geter, Teresa</i>	GP	GS	Min	Avg	FG	FGA	Pct	3FG	FGA	Pct	FT	FTA	Pct	Off	Def	Tot	Avg	PF	FO	A	TO	Blk	Stl	Pts	Avg
2000-01	27	25	800	29.6	113	190	0.595	12	25	0.480	74	99	0.747	52	124	176	6.5	69	2	55	72	58	54	312	11.6
2001-02	28	23	720	25.7	94	195	0.482	0	6	0.000	69	85	0.812	62	115	177	6.3	68	2	46	48	41	44	257	9.2
Career Totals	55	48	1520	27.6	207	385	0.538	12	31	0.387	143	184	0.777	114	239	353	6.4	137	4	101	120	99	98	569	10.3

<i>Gilbert, Joyce</i>	GP	GS	Min	Avg	FG	FGA	Pct	3FG	FGA	Pct	FT	FTA	Pct	Off	Def	Tot	Avg	PF	FO	A	TO	Blk	Stl	Pts	Avg
1976-77	26	n/a	n/a	n/a	123	333	0.369	n/a	n/a	n/a	66	75	0.880	n/a	n/a	160	6.2	85	4	65	n/a	n/a	n/a	312	12.0
1977-78	33	19	n/a	n/a	54	157	0.344	n/a	n/a	n/a	28	48	0.583	n/a	n/a	52	1.6	65	1	75	87	7	38	136	4.1
Career Totals	59	n/a	n/a	n/a	177	490	0.361	n/a	n/a	n/a	94	123	0.764	n/a	n/a	212	3.6	150	5	140	n/a	n/a	n/a	448	7.6

<i>Gill, E.</i>	GP	GS	Min	Avg	FG	FGA	Pct	3FG	FGA	Pct	FT	FTA	Pct	Off	Def	Tot	Avg	PF	FO	A	TO	Blk	Stl	Pts	Avg
1994-95	5	0	10	2.0	0	1	0.000	0	0	0.000	0	1	0.000	1	1	2	0.4	0	0	0	2	0	1	0	0.0
Career Totals	5	0	10	2.0	0	1	0.000	0	0	0.000	0	1	0.000	1	1	2	0.4	0	0	0	2	0	1	0	0.0

<i>Gilmore, Sharon</i>	GP	GS	Min	Avg	FG	FGA	Pct	3FG	FGA	Pct	FT	FTA	Pct	Off	Def	Tot	Avg	PF	FO	A	TO	Blk	Stl	Pts	Avg
1982-83	28	28	876	31.3	184	317	0.580	n/a	n/a	n/a	57	91	0.626	n/a	n/a	232	8.3	103	7	13	88	29	31	425	15.2
1983-84	30	28	807	26.9	154	338	0.456	n/a	n/a	n/a	92	133	0.692	n/a	n/a	215	7.2	92	2	26	68	34	32	400	13.3
1984-85	22	19	584	26.5	119	215	0.553	n/a	n/a	n/a	38	66	0.576	n/a	n/a	169	7.7	78	3	13	59	18	37	258	11.7
1985-86	30	30	808	31.5	189	368	0.514	n/a	n/a	n/a	50	94	0.532	n/a	n/a	266	8.9	102	6	11	62	20	41	428	14.3
Career Totals	110	105	3075	28.0	646	1238	0.522	n/a	n/a	n/a	237	384	0.617	n/a	n/a	882	8.0	375	18	63	277	101	141	1511	13.7

<i>Glass, Laura</i>	GP	GS	Min	Avg	FG	FGA	Pct	3FG	FGA	Pct	FT	FTA	Pct	Off	Def	Tot	Avg	PF	FO	A	TO	Blk	Stl	Pts	Avg
1984-85	17	0	83	4.9	8	19	0.421	n/a	n/a	n/a	10	18	0.556	n/a	n/a	25	1.5	18	0	2	10	0	1	26	1.5
1985-86	24	3	228	9.5	25	52	0.481	n/a	n/a	n/a	9	18	0.500	n/a	n/a	56	2.3	36	0	4	13	5	6	59	2.5
1987-88	32	3	317	9.9	32	74	0.432	0	0	0.000	9	17	0.529	25	44	69	2.2	31	0	6	23	3	5	73	2.3
Career Totals	73	6	628	8.6	65	145	0.448	0	0	0.000	28	53	0.528	n/a	n/a	150	2.1	85	0	12	46	8	12	158	2.2

<i>Glass, Peggy</i>	GP	GS	Min	Avg	FG	FGA	Pct	3FG	FGA	Pct	FT	FTA	Pct	Off	Def	Tot	Avg	PF	FO	A	TO	Blk	Stl	Pts	Avg
1984-85	8	0	34	4.3	1	6	0.167	n/a	n/a	n/a	0	0	0.000	n/a	n/a	8	1.0	11	0	0	4	1	1	2	0.3
1985-86	26	5	281	10.8	20	64	0.313	n/a	n/a	n/a	13	19	0.684	n/a	n/a	52	2.0	51	2	6	21	6	4	53	2.0
1986-87	30	14	510	17.0	39	105	0.371	n/a	n/a	n/a	28	46	0.609	n/a	n/a	112	3.7	69	2	8	52	7	12	106	3.5
1987-88	31	16	366	11.8	34	81	0.420	0	0	0.000	17	36	0.472	39	45	84	2.7	60	2	14	25	3	5	85	2.7
Career Totals	95	35	1191	12.5	94	256	0.367	0	0	0.000	58	101	0.574	n/a	n/a	256	2.7	191	6	28	102	17	22	246	2.6

<i>Godfrey, Heather</i>	GP	GS	Min	Avg	FG	FGA	Pct	3FG	FGA	Pct	FT	FTA	Pct	Off	Def	Tot	Avg	PF	FO	A	TO	Blk	Stl	Pts	Avg
1994-95	27	0	436	16.1	46	122	0.377	43	106	0.406	0	1	0.000	18	24	42	1.6	28	0	21	28	0	4	135	5.0
1995-96	28	1	348	12.4	53	140	0.379	43	121	0.355	2	2	1.000	9	29	38	1.4	7	0	14	29	2	7	151	5.4
1996-97	27	2	384	14.2	43	147	0.293	33	131	0.252	1	4	0.250	21	28	49	1.8	10	0	35	47	2	11	120	4.4
1997-98	26	0	426	16.4	43	132	0.326	40	122	0.328	4	9	0.444	12	34	46	1.8	26	0	29	39	0	5	130	5.0
Career Totals	108	3	1594	14.8	185	541	0.342	159	480	0.331	7	16	0.438	60	115	175	1.6	71	0	99	143	4	27	536	5.0

<i>Gortman, S.</i>	GP	GS	Min	Avg	FG	FGA	Pct	3FG	FGA	Pct	FT	FTA	Pct	Off	Def	Tot	Avg	PF	FO	A	TO	Blk	Stl	Pts	Avg
1998-99	27	25	745	27.6	118	314	0.376	12	56	0.214	53	90	0.589	57	80	137	5.1	88	6	61	104	4	47	301	11.1
1999-2000	20	20	578	28.9	116	248	0.468	13	34	0.382	51	85	0.600	25	87	112	5.6	63	2	84	108	18	51	296	14.8
2000-01	27	26	843	31.2	112	293	0.382	34	105	0.324	40	57	0.702	32	106	138	5.1	73	2	80	98	10	52	298	11.0
2001-02	31	29	982	31.7	176	414	0.425	52	143	0.364	68	102	0.667	56	133	189	6.1	73	2	93	89	7	62	472	15.2
Career Totals	105	100	3148	30.0	522	1269	0.411	111	338	0.328	212	334	0.635	170	406	576	5.5	297	12	318	399	39	212	1367	13.0

<i>Griffith, Evie</i>	GP	GS	Min	Avg	FG	FGA	Pct	3FG	FGA</
-----------------------	----	----	-----	-----	----	-----	-----	-----	-------

Letterwinner Stats

	GP	GS	Min	Avg	FG	FGA	Pct	3FG	FGA	Pct	FT	FTA	Pct	Off	Def	Tot	Avg	PF	FO	A	TO	Blk	Stl	Pts	Avg	
Gritaeva, Olga																										
2002-03	20	1	230	11.5	19	49	0.388	1	6	0.167	23	45	0.511	25	27	52	2.6	25	0	16	9	6	7	62	3.1	
2003-04	28	25	686	24.5	92	199	0.462	11	30	0.367	48	98	0.490	57	106	163	5.8	60	0	46	64	4	24	243	8.7	
2004-05	29	12	549	18.9	25	105	0.238	12	61	0.197	25	42	0.595	33	70	103	3.6	28	0	41	45	11	14	87	3.0	
2005-06	26	0	281	10.8	20	59	0.339	7	32	0.219	3	7	0.429	16	23	39	1.5	15	0	19	17	10	13	50	1.9	
Career Totals	103	38	1746	17.0	156	412	0.379	31	129	0.240	99	192	0.516	131	226	357	3.5	128	0	122	135	31	58	442	4.3	
Gullett, Erica																										
1992-93	26	8	365	14.0	28	74	0.378	0	0	0.000	26	48	0.542	36	54	90	3.5	33	0	5	20	5	11	82	3.2	
1993-94	4	0	74	18.5	9	21	0.429	0	0	0.000	4	7	0.571	8	14	22	5.5	6	0	1	5	2	1	22	5.5	
Career Totals	30	8	439	14.6	37	95	0.389	0	0	0.000	30	55	0.545	44	68	112	3.7	39	0	6	25	7	12	104	3.5	
Hadwin, Sara																										
1996-97	15	0	67	4.5	8	16	0.500	1	2	0.500	2	4	0.500	1	5	6	0.4	5	0	10	13	0	5	19	1.3	
1997-98	7	0	21	3.0	4	5	0.800	2	2	1.000	0	1	0.000	2	3	5	0.7	4	0	2	3	0	1	10	1.4	
Career Totals	22	0	88	4.0	12	21	0.571	3	4	0.750	2	5	0.400	3	8	11	0.5	9	0	12	16	0	6	29	1.3	
Harris, Shannel																										
2003-04	17	0	78	4.6	5	14	0.357	1	5	0.200	5	9	0.556	7	9	16	0.9	9	0	3	4	3	2	16	0.9	
2004-05	28	11	355	12.7	15	57	0.263	8	33	0.242	3	5	0.600	24	29	53	1.9	29	0	22	40	7	16	41	1.5	
2005-06	29	25	549	18.9	44	105	0.419	3	20	0.150	7	10	0.700	32	40	72	2.5	48	1	33	25	9	27	98	3.4	
2006-07	31	20	533	17.2	33	93	0.355	10	28	0.357	12	21	0.571	36	38	74	2.4	38	0	26	30	22	39	88	2.8	
Career Totals	105	56	1515	14.4	97	269	0.361	22	86	0.256	27	45	0.600	99	116	215	2.0	124	1	84	99	41	84	243	2.3	
Harvey, Tammy																										
1983-84	16	0	91	5.7	5	17	0.294	n/a	n/a	n/a	5	7	0.714	n/a	n/a	16	1.0	15	0	4	8	1	4	15	0.9	
1984-85	6	0	20	3.3	4	9	0.444	n/a	n/a	n/a	2	4	0.500	n/a	n/a	15	2.5	3	0	2	6	2	1	10	1.7	
1985-86	29	17	641	22.1	51	108	0.472	n/a	n/a	n/a	39	71	0.549	n/a	n/a	162	5.6	70	1	31	35	5	30	141	4.9	
1986-87	30	25	711	23.7	69	146	0.473	n/a	n/a	n/a	24	61	0.393	n/a	n/a	172	5.7	82	2	34	63	6	18	162	5.4	
Career Totals	81	42	1463	18.1	129	280	0.461	n/a	n/a	n/a	70	143	0.490	n/a	n/a	365	4.5	170	3	71	112	14	53	328	4.0	
Hawkins, Beverly																										
1987-88	34	10	534	15.7	53	122	0.434	0	1	0.000	13	21	0.619	38	62	100	2.9	46	0	27	52	6	21	119	3.5	
1988-89	29	0	478	16.5	48	109	0.440	0	0	0.000	26	38	0.684	32	44	76	2.6	35	1	25	30	14	23	122	4.2	
1989-90	13	0	91	7.0	5	24	0.208	0	0	0.000	4	9	0.444	8	15	23	1.8	6	0	6	19	0	2	14	1.1	
1990-91	11	1	60	5.5	9	15	0.600	0	0	0.000	5	11	0.455	12	9	21	1.9	5	0	0	5	2	3	23	2.1	
Career Totals	87	11	1163	13.4	115	270	0.426	0	1	0.000	48	79	0.608	90	130	220	2.5	92	1	58	106	22	49	278	3.2	
Hickey, Trese																										
1995-96	27	25	580	21.5	81	187	0.433	0	0	0.000	18	45	0.400	72	105	177	6.6	84	1	11	41	7	31	180	6.7	
Career Totals	27	25	580	21.5	81	187	0.433	0	0	0.000	18	45	0.400	72	105	177	6.6	84	1	11	41	7	31	180	6.7	
Hill, Crishna																										
2001-02	21	2	145	6.9	11	30	0.367	3	13	0.231	4	6	0.667	11	7	18	0.9	13	0	12	7	1	7	29	1.4	
1998-99	27	3	516	19.1	37	117	0.316	10	52	0.192	12	21	0.571	27	40	67	2.5	58	1	36	43	3	28	96	3.6	
1999-2000	28	6	473	16.9	31	108	0.287	13	55	0.236	12	20	0.600	22	22	44	1.6	50	0	29	35	0	12	87	3.1	
2000-01	4	1	25	6.3	1	5	0.200	0	2	0.000	0	0	0.000	0	0	0	0.0	4	0	0	2	0	0	2	0.5	
Career Totals	80	12	1159	14.5	80	260	0.308	26	122	0.213	28	47	0.596	60	69	129	1.6	125	1	77	87	4	47	214	2.7	
Hoglund, Linda																										
1999-2000	19	0	128	6.7	10	37	0.270	6	22	0.273	0	3	0.000	6	8	14	0.7	17	0	6	9	2	7	26	1.4	
2000-01	16	0	79	4.9	9	21	0.429	2	7	0.286	5	6	0.833	5	5	10	0.6	9	0	5	6	1	4	25	1.6	
2001-02	12	0	47	3.9	5	17	0.294	2	8	0.250	2	4	0.500	2	6	8	0.7	6	0	3	7	0	4	14	1.2	
2002-03	3	0	16	5.3	2	4	0.500	1	3	0.333	0	0	0.000	0	1	1	0.3	0	0	0	1	0	1	5	1.7	
Career Totals	50	0	270	5.4	26	79	0.329	11	40	0.275	7	13	0.538	13	20	33	0.7	32	0	14	23	3	16	70	1.4	
Holland, Liz																										
1981-82	6	0	n/a	0.5	2	5	0.400	n/a	n/a	n/a	2	2	1.000	n/a	n/a	1	0.2	2	0	0	1	0	1	6	1.0	
Career Totals	6	0	n/a	0.5	2	5	0.400	n/a	n/a	n/a	2	2	1.000	n/a	n/a	1	0.2	2	0	0	1	0	1	6	1.0	
Hollovy, Viktoria																										
1999-2000	1	0	8	8.0	0	2	0.000	0	0	0.000	0	0	0.000	0	0	0	0.0	1	0	1	0	0	0	0	0.0	
2000-01	3	1	5	1.7	1	2	0.500	0	0	0.000	0	0	0.000	0	0	0	0.0	1	0	0	1	0	0	2	0.7	
Career Totals	4	1	13	3.3	1	4	0.250	0	0	0.000	0	0	0.000	0	0	0	0.0	2	0	1	1	0	0	2	0.5	
Howard, Natalie																										
1987-88	5	0	32	6.4	7	14	0.500	0	0	0.000	1	2	0.500	3	4	7	1.4	2	0	1	4	0	2	15	3.0	
Career Totals	5	0	32	6.4	7	14	0.500	0	0	0.000	1	2	0.500	3	4	7	1.4	2	0	1	4	0	2	15	3.0	

	GP	GS	Min	Avg	FG	FGA	Pct	3FG	FGA	Pct	FT	FTA	Pct	Off	Def	Tot	Avg	PF	FO	A	TO	Blk	Stl	Pts	Avg	
Hunt, Beth																										
1988-89	30	30	915	30.5	242	420	0.576	1	1	1.000	107	141	0.759	107	169	276	9.2	78	2	42	99	20	52	592	19.7	
1989-90	33	33	1054	31.9	316	547	0.578	1	8	0.125	115	171	0.673	107	230	337	10.2	73	1	55	95	21	52	748	22.7	
Career Totals	63	63	1969	31.3	558	967	0.577	2	9	0.222	222	312	0.712	214	399	613	9.7	151	3	97	194	41	104	1340	21.3	
Hunter, Angela																										
2004-05	29	8	478	16.5	51	166	0.307	33	122	0.270	26	35	0.743	11	39	50	1.7	32	0	40	54	0	12	161	5.6	
2005-06	13	0	90	6.9	7	35	0.200	5	31	0.161	2	4	0.500	2	10	12	0.9	9	0	3	7	1	3	21	1.6	
Career Totals	42	8	568	13.5	58	201	0.289	38	153	0.248	28	39	0.718	13	49	62	1.5	41	9	43	61	1	15	182	4.3	
Jacobs, Cynthia																										
1978-79	29	n/a	n/a	n/a	148	290	0.510	n/a	n/a	n/a	60	102	0.588	n/a	n/a	245	8.5	n/a	n/a	n/a	n/a	n/a	n/a	356	12.3	
1979-80	36	n/a	n/a	n/a	127	258	0.492	n/a	n/a	n/a	57	108	0.528	n/a	n/a	270	7.5	91	2	68	110	18	47	311	8.6	
Career Totals	65	n/a	n/a	n/a	275	548	0.502	n/a	n/a	n/a	117	210	0.557	n/a	n/a	515	7.9	n/a	n/a	n/a	n/a	n/a	n/a	667	10.3	
James, Betsy																										
1976-77	10	n/a	n/a	n/a	0	5	0.000	n/a	n/a	n/a	1	3	0.333	n/a	n/a	4	0.4	1	0	0	n/a	n/a	n/a	1	0.1	
Career Totals	10	n/a	n/a	n/a	0	5	0.000	n/a	n/a	n/a	1	3	0.333	n/a	n/a	4	0.4	1	0	0	n/a	n/a	n/a	1	0.1	
Jeffcoat, Shanta																										
1996-97	27	0	461	17.1	42	126	0.333	6	26	0.231	43	61	0.705	21	45	66	2.4	41	0	39	70	4	25	133	4.9	
1997-98	24	0	184	7.7	21	55	0.382	4	18	0.222	10	17	0.588	6	17	23	1.0	21	0	19	21	1	5	56	2.3	
1998-99	24	0	238	9.9	19	51	0.373	2	16	0.125	17	20	0.850	17	14	31	1.3	22	0	23	21	3	16	57	2.4	
1999-2000	28	18	553	19.8	26	81	0.321	8	31	0.258	24	34	0.706	28	17	45	1.6	42	0	44	54	3	16	84	3.0	
Career Totals	103	18	1436	13.9	108	313	0.345	20	91	0.220	94	132	0.718	72	93	165	1.6	126	0	125	166	11	62	330	3.2	
Johnson, Evelyn																										
1979-80	36	n/a	n/a	n/a	199	402	0.495	n/a	n/a	n/a	69	109	0.633	n/a	n/a	187	5.2	95	3	62	83	9	58	467	13.0	
1980-81	30	30	912	30.4	200	418	0.480	n/a	n/a	n/a	93	125	0.744	n/a	n/a	178	5.9	94	6	76	102	13	49	493	16.7	
1981-82	31	31	886	28.6	187	378	0.495	n/a	n/a	n/a	50	71	0.704	n/a	n/a	157	5.1	81	1	83	93	20	67	424	13.7	
1982-83	16	11	259	16.2	88	192	0.458	n/a	n/a	n/a	60	90	0.667	n/a	n/a	106	6.6	56	4	22	41	7	17	236	14.8	
Career Totals	113	n/a	n/a	n/a	674	1390	0.485	n/a	n/a	n/a	272	395	0.689	n/a	n/a	628	5.6	326	14	319	319	49	181	1620	14.3	
Johnson, Koretha																										
2002-03	31	31	820	26.5	55	164	0.335	17	63	0.270	39	63	0.619	69	99	168	5.4	75	3	39	66	5	33	166	5.4	
Career Totals	31	31	820	26.5	55	164	0.335	17	63	0.270	39	63	0.619	69	99	168	5.4	75	3	39	66	5	33	166	5.4	
Johnson, Melanie																										
2004-05	28	9	543	19.4	86	182	0.473	0	2	0.000	32	75	0.427	75	114	189	6.8	67	2	34	75	54	62	204	7.3	
2005-06	29	12	596	20.6	127	241	0.527	0	3	0.000	64	92	0.696	69	123	192	6.6	69	3	43	79	29	67	318	11.0	
2006-07	32	17	562	17.6	110	259	0.425	5	23	0.217	53	80	0.663	93	83	176	5.5	70	1	42	73	16	63	278	8.7	
Career Totals	89	38	1701	19.1	323	682	0.474	5	28	0.179	149	247	0.603	237	320	557	6.3	206	6	119	227	99	192	800	9.0	
Johnson, Rita																										
1977-78	33	7	n/a	n/a	75	201	0.373	n/a	n/a	n/a	20	37	0.541	n/a	n/a	43	1.3	84	4	38	79	2	54	170	5.2	
1978-79	31	n/a	n/a	n/a	106	212	0.500	n/a	n/a	n/a	56	83	0.674	n/a	n/a	45	1.5	n/a	n/a	n/a	n/a	n/a	n/a	268	8.6	
1979-80	36	n/a	n/a	n/a	113	250	0.452	n/a	n/a	n/a	46	76	0.605	n/a	n/a	50	1.4	96	2	119	79	2	89	272	7.6	
1980-81	30	23	670	22.3	134	265	0.506	n/a	n/a	n/a	78	97	0.804	n/a	n/a	58	1.9	64	1	75	73	1	88	346	11.6	
Career Totals	130	n/a	n/a	n/a	428	928	0.461	n/a	n/a	n/a	200	293	0.683	n/a	n/a	196	1.5	n/a	n/a	n/a	n/a	n/a	n/a	1056	8.1	
Johnson, Shannon																										
1992-93	27	27	715	26.5	89	212	0.420	18	50	0.360	63	87	0.724	30	68	98	3.6	81	3	83	131	4	65	259	9.6	
1993-94	27	27	834	30.9	231	506	0.457	44	111	0.396	128	186	0.688	65	95	160	5.9	95	1	133	117	17	64	634	23.5	
1994-95	27	27	973	36.0	214	497	0.431	64	182	0.352	154	227	0.678	62	110	172	6.4	91	4	138	99	18	57	646	23.9	
1995-96	28	27	973	34.8	238	544	0.438	82	202	0.406	133	179	0.743	44	123	167	6.0	86	1	113	104	20	74	691	24.7	
Career Totals	109	108	3495	32.1	772	1759	0.439	208	545	0.382	478	679	0.704	201	396	597	5.5	353	9	467	451	59	260	2230	20.5	
Jones, Cissie																										
1974-75	30	n/a	n/a	n/a	94	233	0.403	n/a	n/a	n/a	19	41	0.463	n/a	n/a	189	6.3	80	n/a	n/a	n/a	n/a	n/a	207	6.9	
Career Totals	30	n/a	n/a	n/a	94	233	0.403	n/a	n/a	n/a	19	41	0.463	n/a	n/a	189	6.3	80	n/a	n/a	n/a	n/a	n/a	207	6.9	
Jones, Ebony																										
2004-05	1	0	2	2.0	1	1	1.000	0	0	0.000	0	0	0.000	0	1	1	1.0	1	0	0	1	0	0	2	2.0	
2005-06	7	0	28	4.0	6	19	0.316	3	15	0.200	1	1	1.000	1	0	1	0.1	4	0	1	2	0	1	16	2.3	
2006-07	7	0	26	3.7	6	14	0.429	4	10	0.400	1	2	0.500	0	2	2	0.3	2	0	2	2	1	1	17	2.4	
Career Totals	15	0	56	3.7	13	34	0.382	7	25	0.280	2	3	0.667	1	3	4	0.3	7	0	3	5	1	2	35	2.3	

- [Intro](#)
- [Players](#)
- [Staff](#)
- [Opponents](#)
- [Review](#)
- [Records](#)
- [History](#)

Letterwinner Stats

<i>Joyner, Lori</i>	GP	GS	Min	Avg	FG	FGA	Pct	3FG	FGA	Pct	FT	FTA	Pct	Off	Def	Tot	Avg	PF	FO	A	TO	Blk	Stl	Pts	Avg
1988-89	17	0	125	7.4	12	30	0.400	0	0	0.000	11	16	0.688	1	5	6	0.4	12	0	17	16	1	6	35	2.1
1989-90	33	0	430	13.0	42	112	0.375	8	22	0.364	20	36	0.556	3	27	30	0.9	40	0	52	57	0	23	112	3.4
1990-91	30	28	907	30.2	184	391	0.471	11	48	0.229	105	139	0.755	18	69	87	2.9	67	3	97	94	0	51	484	16.1
1992-93	22	22	706	32.1	114	295	0.386	5	32	0.156	104	135	0.770	19	55	74	3.4	61	2	53	72	3	39	337	15.3
Career Totals	102	50	2168	21.3	352	828	0.425	24	102	0.235	240	326	0.736	41	156	197	1.9	180	5	219	239	4	119	968	9.5

<i>Kelly, Cindy</i>	GP	GS	Min	Avg	FG	FGA	Pct	3FG	FGA	Pct	FT	FTA	Pct	Off	Def	Tot	Avg	PF	FO	A	TO	Blk	Stl	Pts	Avg
1992-93	17	0	154	9.1	8	16	0.500	0	0	0.000	7	16	0.438	14	28	42	2.5	11	0	1	2	2	6	23	1.4
1993-94	26	2	409	15.7	56	122	0.459	6	22	0.273	27	40	0.675	34	72	106	4.1	51	0	2	13	20	8	145	5.6
1994-95	27	27	687	25.4	114	232	0.491	9	34	0.265	54	78	0.692	62	73	135	5.0	75	2	12	40	7	9	291	10.8
1995-96	28	28	704	25.1	73	180	0.406	9	38	0.237	33	49	0.673	74	80	154	5.5	60	0	10	35	6	9	188	6.7
Career Totals	98	57	1954	19.9	251	550	0.456	24	94	0.255	121	183	0.661	184	253	437	4.5	197	2	25	90	35	32	647	6.6

<i>Keppeler, Lynette</i>	GP	GS	Min	Avg	FG	FGA	Pct	3FG	FGA	Pct	FT	FTA	Pct	Off	Def	Tot	Avg	PF	FO	A	TO	Blk	Stl	Pts	Avg
1996-97	21	0	158	7.5	7	30	0.233	0	0	0.000	3	10	0.300	8	18	26	1.2	19	0	2	17	5	6	17	0.8
Career Totals	21	0	158	7.5	7	30	0.233	0	0	0.000	3	10	0.300	8	18	26	1.2	19	0	2	17	5	6	17	0.8

<i>Kerr, Nona</i>	GP	GS	Min	Avg	FG	FGA	Pct	3FG	FGA	Pct	FT	FTA	Pct	Off	Def	Tot	Avg	PF	FO	A	TO	Blk	Stl	Pts	Avg
1974-75	7	n/a	n/a	n/a	0	6	0.000	n/a	n/a	n/a	2	8	0.250	n/a	n/a	2	0.3	2	n/a	n/a	n/a	n/a	n/a	2	0.3
Career Totals	7	n/a	n/a	n/a	0	6	0.000	n/a	n/a	n/a	2	8	0.250	n/a	n/a	2	0.3	2	n/a	n/a	n/a	n/a	n/a	2	0.3

<i>Key, Casie</i>	GP	GS	Min	Avg	FG	FGA	Pct	3FG	FGA	Pct	FT	FTA	Pct	Off	Def	Tot	Avg	PF	FO	A	TO	Blk	Stl	Pts	Avg
1996-97	17	0	91	5.4	9	27	0.333	0	0	0.000	3	14	0.214	12	25	37	2.2	9	0	4	6	7	5	21	1.2
1997-98	15	0	47	3.1	9	21	0.429	0	0	0.000	1	5	0.200	7	8	15	1.0	14	1	0	10	1	1	19	1.3
1998-99	20	0	123	6.2	17	39	0.436	0	0	0.000	3	8	0.375	15	22	37	1.9	19	1	0	15	0	7	37	1.9
1999-2000	14	1	55	3.9	3	12	0.250	0	0	0.000	3	5	0.600	3	8	11	0.8	6	0	3	6	0	0	9	0.6
Career Totals	66	1	316	4.7	38	99	0.384	0	0	0.000	10	32	0.313	37	63	100	1.5	48	2	7	37	8	13	86	1.3

Intro
Players

Staff

Opponents

Review

Records

History

<i>Kulcsar, Larissa</i>	GP	GS	Min	Avg	FG	FGA	Pct	3FG	FGA	Pct	FT	FTA	Pct	Off	Def	Tot	Avg	PF	FO	A	TO	Blk	Stl	Pts	Avg
2003-04	28	3	522	18.6	51	101	0.505	5	14	0.357	16	44	0.364	36	40	76	2.7	74	3	25	33	1	11	123	4.4
2004-05	26	4	277	10.7	32	75	0.427	0	1	0.000	15	35	0.429	20	31	51	2.0	38	1	14	33	4	9	79	3.0
2005-06	21	0	196	9.3	28	48	0.583	0	0	0.000	15	33	0.455	14	21	35	1.7	13	0	11	16	4	11	71	3.4
2006-07	18	2	121	6.7	11	20	0.550	0	0	0.000	12	19	0.632	6	26	32	1.8	11	0	6	14	2	7	34	1.9
Career Totals	93	9	1116	12.0	122	244	0.500	5	15	0.333	58	131	0.443	76	118	194	2.1	136	4	56	96	11	38	307	3.3

<i>Lee, Rachell</i>	GP	GS	Min	Avg	FG	FGA	Pct	3FG	FGA	Pct	FT	FTA	Pct	Off	Def	Tot	Avg	PF	FO	A	TO	Blk	Stl	Pts	Avg
1996-97	24	10	447	18.6	46	110	0.418	0	0	0.000	23	45	0.511	36	57	93	3.9	75	3	7	28	23	17	115	4.8
1997-98	25	1	195	7.8	26	59	0.441	0	0	0.000	26	40	0.650	15	17	32	1.3	38	0	1	15	8	7	78	3.1
Career Totals	49	11	642	13.1	72	169	0.426	0	0	0.000	49	85	0.576	51	74	125	2.6	113	3	8	43	31	24	193	3.9

<i>Lester, Annie</i>	GP	GS	Min	Avg	FG	FGA	Pct	3FG	FGA	Pct	FT	FTA	Pct	Off	Def	Tot	Avg	PF	FO	A	TO	Blk	Stl	Pts	Avg
1996-97	27	18	623	23.1	103	222	0.464	0	0	0.000	36	50	0.720	65	115	180	6.7	68	2	6	23	12	43	242	9.0
1997-98	28	28	862	30.8	190	424	0.448	0	1	0.000	115	148	0.777	108	139	247	8.8	103	8	21	46	1	76	495	17.7
1998-99	27	27	797	29.5	156	346	0.451	5	31	0.161	80	115	0.696	100	113	213	7.9	100	9	21	57	5	53	397	14.7
1999-2000	28	23	728	26.0	126	258	0.488	0	3	0.000	102	142	0.718	75	70	145	5.2	73	4	27	50	1	43	354	12.6
Career Totals	110	96	3010	27.4	575	1250	0.460	5	35	0.143	333	455	0.732	348	437	785	7.1	344	23	75	176	19	215	1488	13.5

<i>Lewis, Elin</i>	GP	GS	Min	Avg	FG	FGA	Pct	3FG	FGA	Pct	FT	FTA	Pct	Off	Def	Tot	Avg	PF	FO	A	TO	Blk	Stl	Pts	Avg
1997-98	2	0	7	3.5	0	1	0.000	0	1	0.000	0	0	0.000	0	0	0	0.0	0	0	1	1	0	0	0	0.0
Career Totals	2	0	7	3.5	0	1	0.000	0	1	0.000	0	0	0.000	0	0	0	0.0	0	0	1	1	0	0	0	0.0

<i>Lorello, Mary Jo</i>	GP	GS	Min	Avg	FG	FGA	Pct	3FG	FGA	Pct	FT	FTA	Pct	Off	Def	Tot	Avg	PF	FO	A	TO	Blk	Stl	Pts	Avg
1977-78	10	0	n/a	n/a	3	9	0.333	n/a	n/a	n/a	4	6	0.667	n/a	n/a	9	0.9	3	0	4	5	0	0	10	1.0
Career Totals	10	0	n/a	n/a	3	9	0.333	n/a	n/a	n/a	4	6	0.667	n/a	n/a	9	0.9	3	0	4	5	0	0	10	1.0

<i>Lynch, Gwen</i>	GP	GS	Min	Avg	FG	FGA	Pct	3FG	FGA	Pct	FT	FTA	Pct	Off	Def	Tot	Avg	PF	FO	A	TO	Blk	Stl	Pts	Avg
1982-83	23	9	340	14.8	71	154	0.461	n/a	n/a	n/a	12	16	0.750	n/a	n/a	46	2.0	21	0	20	20	1	16	154	6.7
1983-84	30	21	747	24.9	91	194	0.469	n/a	n/a	n/a	12	16	0.750	n/a	n/a	58	1.9	61	1	60	35	2	34	194	6.5
1984-85	28	0	392	14.0	42	86	0.488	n/a	n/a	n/a	15	19	0.789	n/a	n/a	45	1.6	36	1	39	23	1	20	99	3.5
Career Totals	81	30	1479	18.3	204	434	0.470	n/a	n/a	n/a	39	51	0.765	n/a	n/a	149	1.8	118	2	119	78	4	70	447	5.5

<i>Malichi, Lisa</i>	GP	GS	Min	Avg	FG	FGA	Pct	3FG	FGA	Pct	FT	FTA	Pct	Off	Def	Tot	Avg	PF	FO	A	TO	Blk
----------------------	----	----	-----	-----	----	-----	-----	-----	-----	-----	----	-----	-----	-----	-----	-----	-----	----	----	---	----	-----

Player	GP	GS	Min	Avg	FG	FGA	Pct	3FG	FGA	Pct	FT	FTA	Pct	Off	Def	Tot	Avg	PF	FO	A	TO	Blk	Stl	Pts	Avg	
McAlister, Amy																										
1983-84	12	0	60	5.0	6	16	0.375	n/a	n/a	n/a	6	10	0.600	n/a	n/a	9	0.8	19	0	2	14	0	0	18	1.5	
1985-86	19	0	108	5.7	14	34	0.412	n/a	n/a	n/a	4	8	0.500	n/a	n/a	18	0.9	20	0	9	11	0	4	32	1.7	
Career Totals	31	0	168	5.4	20	50	0.400	n/a	n/a	n/a	10	18	0.556	n/a	n/a	27	0.9	39	0	11	25	0	4	50	1.6	
McAlister, Marsi																										
1981-82	30	3	483	16.1	56	126	0.444	n/a	n/a	n/a	35	53	0.660	n/a	n/a	73	2.4	35	0	60	76	3	29	147	4.9	
1982-83	28	28	980	35.0	175	372	0.470	n/a	n/a	n/a	63	89	0.708	n/a	n/a	188	6.7	78	1	117	119	6	47	413	14.8	
1983-84	29	29	940	32.4	152	345	0.441	n/a	n/a	n/a	57	76	0.750	n/a	n/a	158	5.4	92	3	128	109	5	49	361	12.4	
1984-85	28	28	798	28.5	103	266	0.387	n/a	n/a	n/a	33	47	0.702	n/a	n/a	143	5.1	84	4	95	128	6	59	239	8.5	
Career Totals	115	88	3201	27.8	486	1109	0.438	n/a	n/a	n/a	188	265	0.709	n/a	n/a	562	4.9	289	8	400	432	20	184	1160	10.1	
McCauley, Maureen																										
1974-75	25	n/a	n/a	n/a	61	148	0.412	n/a	n/a	n/a	15	20	0.750	n/a	n/a	38	1.5	25	n/a	n/a	n/a	n/a	n/a	n/a	137	5.5
1975-76	14	n/a	n/a	n/a	43	95	0.453	n/a	n/a	n/a	36	43	0.837	n/a	n/a	43	3.1	n/a	n/a	n/a	n/a	n/a	n/a	n/a	122	8.7
1976-77	23	n/a	n/a	n/a	54	154	0.351	n/a	n/a	n/a	18	27	0.667	n/a	n/a	32	1.4	31	1	21	n/a	n/a	n/a	n/a	126	5.5
Career Totals	62	n/a	n/a	n/a	158	397	0.398	n/a	n/a	n/a	69	90	0.767	n/a	n/a	113	1.8	n/a	n/a	n/a	n/a	n/a	n/a	n/a	385	6.2
McDaniel, Malinda																										
1992-93	25	2	242	9.7	22	44	0.500	0	0	0.000	16	30	0.533	29	34	63	2.5	19	0	1	20	2	11	60	2.4	
1993-94	27	25	634	23.5	95	178	0.534	0	0	0.000	35	76	0.461	88	132	220	8.1	73	3	10	52	5	29	225	8.3	
Career Totals	52	27	876	16.8	117	222	0.527	0	0	0.000	51	106	0.481	117	166	283	5.4	92	3	11	72	7	40	285	5.5	
McMillian, Treka																										
1988-89	10	0	72	7.2	4	14	0.286	0	0	0.000	4	12	0.333	8	17	25	2.5	9	0	3	2	1	2	12	1.2	
1989-90	21	1	217	10.3	9	18	0.500	0	0	0.000	16	25	0.640	27	47	74	3.5	13	0	3	12	0	4	34	1.6	
1990-91	31	30	749	24.2	30	71	0.423	0	1	0.000	27	59	0.458	98	105	203	6.5	56	0	11	28	5	20	87	2.8	
1991-92	27	25	668	24.7	19	49	0.388	0	0	0.000	19	39	0.487	70	92	162	6.0	70	2	13	25	3	25	57	2.1	
Career Totals	89	56	1706	19.2	62	152	0.408	0	1	0.000	66	135	0.489	203	261	464	5.2	148	2	30	67	9	51	190	2.1	
Miars, Nikki																										
1995-96	26	19	714	27.5	89	217	0.410	18	53	0.340	46	67	0.687	31	58	89	3.4	42	0	45	52	6	29	242	9.3	
1996-97	27	27	956	35.4	125	358	0.349	30	102	0.294	124	152	0.816	24	90	114	4.2	48	1	86	122	1	54	404	15.0	
1997-98	28	28	1072	38.3	107	284	0.377	33	105	0.314	105	145	0.724	17	66	83	3.0	66	2	139	135	3	63	352	12.6	
1998-99	27	26	969	35.9	75	233	0.322	33	105	0.314	82	110	0.745	20	63	83	3.1	66	2	116	98	2	65	265	9.8	
Career Totals	108	100	3711	34.4	396	1092	0.363	114	365	0.312	357	474	0.753	92	277	369	3.4	222	5	386	407	12	211	1263	11.7	
Middleton, Karen																										
1987-88	34	27	930	27.4	157	370	0.424	75	173	0.434	19	27	0.704	23	57	80	2.4	39	0	92	49	2	25	408	12.0	
1988-89	30	3	810	27.0	131	283	0.463	51	112	0.455	12	19	0.632	18	51	69	2.3	33	0	90	53	6	32	325	10.8	
1989-90	33	33	1139	34.5	163	327	0.498	76	162	0.469	35	49	0.714	36	112	148	4.5	63	2	105	70	2	42	437	13.2	
1990-91	31	31	1134	36.6	187	437	0.428	115	265	0.434	55	67	0.821	50	97	147	4.7	56	0	122	85	1	52	544	17.5	
Career Totals	128	94	4013	31.4	638	1417	0.450	317	712	0.445	121	162	0.747	127	317	444	3.5	191	2	409	257	11	151	1714	13.4	
Morrone, Kelly																										
1999-2000	27	9	691	25.6	64	186	0.344	50	135	0.370	10	15	0.667	11	47	58	2.1	39	0	78	75	4	21	188	7.0	
2001-02	30	4	646	21.5	60	166	0.361	45	127	0.354	15	29	0.517	16	45	61	2.0	29	0	63	57	1	27	180	6.0	
2002-03	31	31	820	26.5	55	164	0.335	62	189	0.328	39	63	0.619	69	99	168	5.4	75	3	39	66	5	33	166	5.4	
2003-04	28	28	986	35.2	104	257	0.405	81	199	0.407	38	47	0.809	30	70	100	3.6	47	1	82	75	2	51	327	11.7	
Career Totals	116	72	3143	27.1	283	773	0.366	238	650	0.366	102	154	0.662	126	261	387	3.3	190	4	262	273	12	132	861	7.4	
Moss, Wendy																										
1990-91	12	0	79	6.6	9	23	0.391	3	9	0.333	4	5	0.800	5	8	13	1.1	5	0	6	1	1	3	25	2.1	
1991-92	28	3	362	12.9	36	97	0.371	12	38	0.316	9	13	0.692	13	24	37	1.3	12	0	23	35	2	12	93	3.3	
1992-93	8	0	62	7.8	8	14	0.571	2	4	0.500	4	5	0.800	5	3	8	1.0	0	0	2	3	0	5	22	2.8	
1993-94	17	0	78	4.6	9	20	0.450	4	13	0.308	1	1	1.000	8	12	20	1.2	7	0	8	7	1	5	23	1.4	
Career Totals	65	3	581	8.9	62	154	0.403	21	64	0.328	18	24	0.750	31	47	78	1.2	24	0	39	46	4	25	163	2.5	
Murray, Michelle																										
1989-90	14	0	90	6.4	9	24	0.375	0	0	0.000	4	12	0.333	15	15	30	2.1	19	0	1	1	3	1	22	1.6	
1990-91	31	0	599	19.3	56	145	0.386	0	0	0.000	28	70	0.400	71	130	201	6.5	57	0	4	37	53	4	140	4.5	
1991-92	28	3	555	19.8	50	124	0.403	0	0	0.000	30	66	0.455	84	112	196	7.0	56	0	5	31	49	22	130	4.6	
1992-93	23	22	627	27.3	80	164	0.488	0	0	0.000	35	61	0.574	84	120	204	8.9	53	0	6	39	43	24	195	8.5	
Career Totals	96	5	1871	19.5	195	457	0.427	0	0	0.000	97	209	0.464	254	377	631	6.6	185	0	16	108	148	51	487	5.1	
Murry, Melanie																										
2000-01	1	0	1	1.0	0	1	0.000	0	0	0.000	0	0	0.000	0	0	0	0.0	0	0	0	0	0	0	0	0.0	
2001-02	2	0	1	0.5	0																					

Letterwinner Stats

	GP	GS	Min	Avg	FG	FGA	Pct	3FG	FGA	Pct	FT	FTA	Pct	Off	Def	Tot	Avg	PF	FO	A	TO	Blk	Stl	Pts	Avg	
Najarian, Renee																										
1983-84	27	11	721	26.7	84	164	0.512	n/a	n/a	n/a	63	97	0.649	n/a	n/a	168	6.2	83	4	28	53	10	20	231	8.6	
1984-85	28	25	963	34.4	125	245	0.510	n/a	n/a	n/a	69	102	0.676	n/a	n/a	213	7.6	80	2	25	43	16	30	319	11.4	
Career Totals	55	36	1684	30.6	209	409	0.511	n/a	n/a	n/a	132	199	0.663	n/a	n/a	381	6.9	163	6	53	96	26	50	550	10.0	
Nance, Mona																										
1981-82	8	0	n/a	0.9	1	3	0.333	n/a	n/a	n/a	1	2	0.500	n/a	n/a	5	0.6	8	0	1	4	0	1	3	0.4	
Career Totals	8	0	n/a	0.9	1	3	0.333	n/a	n/a	n/a	1	2	0.500	n/a	n/a	5	0.6	8	0	1	4	0	1	3	0.4	
Nanney, Denise																										
1974-75	30	n/a	n/a	n/a	220	492	0.447	n/a	n/a	n/a	87	123	0.707	n/a	n/a	361	12.0	90	n/a	n/a	n/a	n/a	n/a	527	17.6	
1975-76	22	n/a	n/a	n/a	164	340	0.482	n/a	n/a	n/a	63	94	0.670	n/a	n/a	267	12.1	n/a	n/a	n/a	n/a	n/a	n/a	391	17.8	
1976-77	26	n/a	n/a	n/a	217	527	0.412	n/a	n/a	n/a	36	69	0.522	n/a	n/a	249	9.4	86	3	26	n/a	n/a	n/a	470	18.1	
Career Totals	78	n/a	n/a	n/a	601	1359	0.442	n/a	n/a	n/a	186	286	0.650	n/a	n/a	877	11.2	n/a	n/a	n/a	n/a	n/a	n/a	1388	17.8	
Oxley, Jaima																										
1977-78	32	10	n/a	n/a	101	207	0.488	n/a	n/a	n/a	23	32	0.719	n/a	n/a	78	2.4	45	0	42	68	3	16	225	7.0	
Career Totals	32	10	n/a	n/a	101	207	0.488	n/a	n/a	n/a	23	32	0.719	n/a	n/a	78	2.4	45	0	42	68	3	16	225	7.0	
Pappas, Karen																										
1974-75	19	n/a	n/a	n/a	6	27	0.222	n/a	n/a	n/a	2	10	0.200	n/a	n/a	28	1.5	12	n/a	n/a	n/a	n/a	n/a	14	0.7	
1975-76	3	n/a	n/a	n/a	2	11	0.182	n/a	n/a	n/a	7	10	0.700	n/a	n/a	2	0.7	n/a	n/a	n/a	n/a	n/a	n/a	11	3.7	
Career Totals	22	n/a	n/a	n/a	8	38	0.211	n/a	n/a	n/a	9	20	0.450	n/a	n/a	30	1.4	n/a	n/a	n/a	n/a	n/a	n/a	25	1.1	
Parker, Becky																										
1979-80	35	n/a	n/a	n/a	61	149	0.409	n/a	n/a	n/a	51	70	0.729	n/a	n/a	108	3.1	71	1	34	34	10	24	173	4.9	
1980-81	28	21	758	27.1	55	149	0.369	n/a	n/a	n/a	32	51	0.627	n/a	n/a	97	3.5	76	4	44	43	5	41	142	5.1	
1981-82	31	18	n/a	27.1	60	146	0.411	n/a	n/a	n/a	34	67	0.507	n/a	n/a	82	2.6	83	2	57	47	11	45	154	5.0	
1982-83	28	27	n/a	34.0	129	284	0.454	n/a	n/a	n/a	54	77	0.701	n/a	n/a	137	4.9	83	3	96	67	9	47	312	11.1	
Career Totals	122	66	n/a	n/a	305	728	0.419	n/a	n/a	n/a	171	265	0.645	n/a	n/a	424	3.5	313	10	231	191	35	157	781	6.4	
Parker, Martha																										
1985-86	30	29	1119	37.3	108	224	0.482	n/a	n/a	n/a	77	100	0.770	n/a	n/a	141	4.7	78	0	162	95	5	77	293	9.8	
1986-87	30	30	1122	37.4	173	339	0.510	n/a	n/a	n/a	120	160	0.750	n/a	n/a	172	5.7	85	5	104	116	8	76	466	15.5	
1987-88	34	33	1172	34.5	202	359	0.563	2	5	0.400	157	231	0.680	83	160	243	7.1	101	5	131	103	8	58	563	16.6	
1988-89	30	30	1043	34.8	143	255	0.561	1	5	0.200	119	150	0.793	50	122	172	5.7	96	1	146	88	0	73	406	13.5	
Career Totals	124	122	4456	35.9	626	1177	0.532	3	10	0.300	473	641	0.738	n/a	n/a	728	5.9	360	11	543	402	21	284	1728	13.9	
Parker, Tracey																										
1987-88	2	0	3	1.5	0	2	0.000	0	0	0.000	1	2	0.500	1	0	1	0.5	2	0	0	1	0	0	1	0.5	
1988-89	4	0	16	4.0	3	4	0.750	0	0	0.000	1	2	0.500	0	0	0	0.0	1	0	2	1	0	1	7	1.8	
Career Totals	6	0	19	3.2	3	6	0.500	0	0	0.000	2	4	0.500	1	0	1	0.2	3	0	2	2	0	1	8	1.3	
Pasky, Ann																										
1974-75	8	n/a	n/a	n/a	0	4	0.000	n/a	n/a	n/a	0	1	0.000	n/a	n/a	12	1.5	4	n/a	n/a	n/a	n/a	n/a	0	0.0	
Career Totals	8	n/a	n/a	n/a	0	4	0.000	n/a	n/a	n/a	0	1	0.000	n/a	n/a	12	1.5	4	n/a	n/a	n/a	n/a	n/a	0	0.0	
Paulk, Brenda																										
1975-76	21	n/a	n/a	n/a	40	107	0.374	n/a	n/a	n/a	7	10	0.700	n/a	n/a	46	2.2	n/a	n/a	n/a	n/a	n/a	n/a	4	4.1	
1976-77	26	n/a	n/a	n/a	32	92	0.348	n/a	n/a	n/a	16	20	0.800	n/a	n/a	54	2.1	55	2	22	n/a	n/a	n/a	80	3.1	
Career Totals	47	n/a	n/a	n/a	72	199	0.362	n/a	n/a	n/a	23	30	0.767	n/a	n/a	100	2.1	n/a	n/a	n/a	n/a	n/a	n/a	84	1.8	
Penn, Jocelyn																										
1998-99	27	13	685	25.4	130	247	0.526	0	0	0.000	91	132	0.689	81	94	175	6.5	84	1	41	62	2	79	351	13.0	
1999-2000	28	15	721	25.8	127	230	0.552	0	1	0.000	93	138	0.674	70	101	171	6.1	75	1	64	105	4	74	347	12.4	
2001-02	32	31	991	31.0	218	351	0.621	0	0	0.000	89	140	0.636	94	121	214	6.7	83	3	53	74	2	94	525	16.4	
2002-03	30	30	1088	36.3	282	449	0.628	14	37	0.378	138	194	0.711	100	142	242	8.1	91	3	58	107	1	112	716	23.9	
Career Totals	117	89	3485	29.8	757	1277	0.593	14	38	0.368	411	604	0.680	345	458	802	6.9	333	8	216	348	9	359	1939	16.6	
Platte, Betsy																										
1976-77	23	n/a	n/a	n/a	12	37	0.324	n/a	n/a	n/a	6	13	0.462	n/a	n/a	26	1.1	31	1	2	n/a	n/a	n/a	30	1.3	
1977-78	29	6	n/a	n/a	38	73	0.521	n/a	n/a	n/a	2	2	1.000	n/a	n/a	53	1.8	55	2	19	27	6	11	78	2.7	
Career Totals	52	n/a	n/a	n/a	50	110	0.455	n/a	n/a	n/a	8	15	0.533	n/a	n/a	79	1.5	86	4	21	n/a	n/a	n/a	108	2.1	
Plemons, Andrea																										
1999-2000	7	0	31	4.4	2	6	0.333	0	1	0.000	2	2	1.000	0	3	3	0.4	5	0	4	3	0	1	6	0.9	
Career Totals	7	0	31	4.4	2	6	0.333	0	1	0.000	2	2	1.000	0	3	3	0.4	5	0	4	3	0	1	6	0.9	

Intro
Players
Staff
Opponents
Review
Records
History

	GP	GS	Min	Avg	FG	FGA	Pct	3FG	FGA	Pct	FT	FTA	Pct	Off	Def	Tot	Avg	PF	FO	A	TO	Blk	Stl	Pts	Avg	
Raab, Dawn																										
1984-85	12	0	66	5.5	4	9	0.444	n/a	n/a	n/a	3	6	0.500	n/a	n/a	9	0.8	7	0	5	18	0	3	11	0.9	
1985-86	27	1	367	13.6	19	43	0.442	n/a	n/a	n/a	16	27	0.593	n/a	n/a	29	1.1	18	0	55	25	0	24	54	2.0	
1986-87	30	23	732	24.4	42	114	0.368	n/a	n/a	n/a	12	21	0.571	n/a	n/a	48	1.6	50	0	103	74	1	27	96	3.2	
1987-88	34	3	524	15.4	24	71	0.338	9	28	0.321	18	33	0.545	3	32	35	1.0	41	0	56	69	1	22	75	2.2	
Career Totals	103	27	1689	16.4	89	237	0.376	9	28	0.321	49	87	0.563	n/a	n/a	121	1.2	116	0	219	186	2	76	236	2.3	
Ramsey, Audrey																										
1994-95	27	0	406	15.0	53	125	0.424	13	44	0.295	21	35	0.600	41	42	83	3.1	36	0	9	20	3	8	140	5.2	
1995-96	28	2	476	17.0	33	109	0.303	6	22	0.273	39	52	0.750	54	69	123	4.4	29	0	13	15	2	11	111	4.0	
1996-97	27	12	521	19.3	48	102	0.471	0	1	0.000	43	62	0.694	55	79	134	5.0	34	0	11	25	2	14	139	5.1	
1997-98	28	2	413	14.8	41	112	0.366	1	3	0.333	32	58	0.552	30	40	70	2.5	31	0	13	25	3	11	115	4.1	
Career Totals	110	16	1816	16.5	175	448	0.391	20	70	0.286	135	207	0.652	180	230	410	3.7	130	0	46	85	10	44	505	4.6	
Randall, Jenny																										
1991-92	24	13	509	21.2	63	159	0.396	19	50	0.380	40	58	0.690	32	51	83	3.5	62	2	38	57	10	16	185	7.7	
1992-93	26	5	344	13.2	30	98	0.306	13	46	0.283	12	15	0.800	14	42	56	2.2	28	0	17	33	1	8	85	3.3	
1993-94	27	27	660	24.4	101	280	0.361	40	122	0.328	51	59	0.864	40	72	112	4.1	92	5	27	50	7	22	293	10.9	
1994-95	27	27	856	31.7	109	280	0.389	32	101	0.317	35	49	0.714	64	102	166	6.1	91	5	40	60	8	35	285	10.6	
Career Totals	104	72	2369	22.8	303	817	0.371	104	319	0.326	138	181	0.762	150	267	417	4.0	273	12	122	200	26	81	848	8.2	
Rawl, Candi																										
1981-82	6	0	n/a	0.9	2	8	0.250	n/a	n/a	n/a	4	8	0.500	n/a	n/a	7	1.2	6	0	0	7	0	3	8	1.3	
Career Totals	6	0	n/a	0.9	2	8	0.250	n/a	n/a	n/a	4	8	0.500	n/a	n/a	7	1.2	6	0	0	7	0	3	8	1.3	
Rawl, Cindy																										
1979-80	18	n/a	n/a	n/a	4	15	0.267	n/a	n/a	n/a	14	18	0.778	n/a	n/a	22	1.2	17	0	10	12	2	3	22	1.2	
1981-82	6	0	n/a	1.0	3	10	0.300	n/a	n/a	n/a	4	9	0.444	n/a	n/a	4	0.7	1	0	2	7	0	2	10	1.7	
Career Totals	24	n/a	n/a	n/a	7	25	0.280	n/a	n/a	n/a	18	27	0.667	n/a	n/a	26	1.1	18	0	12	19	2	5	32	1.3	
Redd, Vania																										
2001-02	10	0	54	5.4	4	12	0.333	0	0	0.000	6	6	1.000	5	3	8	0.8	5	0	4	2	0	4	14	1.4	
2002-03	11	0	113	10.3	6	25	0.240	0	5	0.000	0	1	0.000	10	4	14	1.3	11	0	8	10	0	5	12	1.1	
Career Totals	21	0	167	8.0	10	37	0.270	0	5	0.000	6	7	0.857	15	7	22	1.0	16	0	12	12	0	9	26	1.2	
Reese, Tonisha																										
2001-02	9	0	37	4.1	6	22	0.273	1	12	0.083	3	6	0.500	2	4	6	0.7	2	0	4	5	0	0	16	1.8	
2002-03	22	0	138	6.3	22	71	0.310	12	43	0.279	4	6	0.667	6	13	19	0.9	12	0	6	15	0	5	60	2.7	
Career Totals	31	0	175	5.6	28	93	0.301	13	55	0.236	7	12	0.583	8	17	25	0.8	14	0	10	20	0	5	76	2.5	
Reeves, Pam																										
1980-81	29	5	496	17.1	51	105	0.486	n/a	n/a	n/a	9	23	0.391	n/a	n/a	90	3.2	53	1	48	34	7	22	239	9.9	
1981-82	7	0	n/a	5.4	0	7	0.000	n/a	n/a	n/a	4	4	1.000	n/a	n/a	8	1.1	6	0	0	4	0	1	4	0.6	
Career Totals	36	5	534	14.8	51	112	0.455	n/a	n/a	n/a	13	27	0.481	n/a	n/a	98	2.7	59	1	48	38	7	23	243	6.8	
Rivers, Sharon																										
1979-80	34	n/a	n/a	n/a	70	156	0.449	n/a	n/a	n/a	9	12	0.750	n/a	n/a	36	1.1	49	2	59	47	2	29	149	4.4	
1980-81	30	24	810	27.0	98	213	0.460	n/a	n/a	n/a	27	36	0.750	n/a	n/a	55	1.8	69	3	120	88	1	49	223	7.4	
1981-82	31	30	1042	33.6	110	227	0.485	n/a	n/a	n/a	29	39	0.744	n/a	n/a	82	2.6	90	4	190	152	0	73	249	8.0	
1982-83	27	24	794	29.4	85	172	0.494	n/a	n/a	n/a	44	57	0.772	n/a	n/a	69	2.6	83	4	143	0	4	61	214	7.9	
Career Totals	122	n/a	n/a	n/a	363	768	0.473	n/a	n/a	n/a	109	144	0.757	n/a	n/a	242	2.0	291	13	512	287	7	212	835	6.8	
Roszak, Kasia																										
2002-03	21	0	156	7.4	7	23	0.304	0	0	0.000	6	14	0.429	25	30	55	2.6	22	0	0	3	2	9	20	1.0	
2003-04	3	0	27	9.0	1	3	0.333	0	0	0.000	2	2	1.000	3	5	8	2.7	0	0	0	1	0	2	4	1.3	
Career Totals	24	0	183	7.6	8	26	0.308	0	0	0.000	8	16	0.500	28	35	63	2.6	22	0	0	4	2	11	24	1.0	
Rowe, Lori																										
1984-85	4	0	4	1.0	0	3	0.000	n/a	n/a	n/a	0	0	0.000	n/a	n/a	3	0.8	1	0	0	2	0	1	0	0.0	
Career Totals	4	0	4	1.0	0	3	0.000	n/a	n/a	n/a	0	0	0.000	n/a	n/a	3	0.8	1	0	0	2	0	1	0	0.0	
Scott, Betsy																										
1974-75	14	n/a	n/a	n/a	15	36	0.417	n/a	n/a	n/a	12	16	0.750	n/a	n/a	48	3.4	23	n/a	n/a	n/a	n/a	n/a	42	3.0	
1975-76	9	n/a	n/a	n/a	15	33	0.455	n/a	n/a	n/a	3	5	0.600	n/a	n/a	21	2.3	n/a	n/a	n/a	n/a	n/a	n/a	33	3.7	
1976-77	26	n/a	n/a	n/a	101	246	0.411	n/a	n/a	n/a	47	68	0.691	n/a	n/a	174	6.7	54	1	1	n/a	n/a	n/a	249	9.6	
1977-78	33	26	n/a	n/a	129	307	0.420	n/a	n/a	n/a	36	66	0.545	n/a	n/a	242	7.3	65	0	23	56	3	27	294	8.9	
Career Totals	82	n/a	n/a	n/a	260	622	0.418	n/a	n/a	n/a	98	155	0.632	n/a	n/a	485	5.9	n/a	n/a	n/a	n/a	n/a	n/a	618	7.5	

- [Intro](#)
- [Players](#)
- [Staff](#)
- [Opponents](#)
- [Review](#)
- [Records](#)
- [History](#)

Letterwinner Stats

	GP	GS	Min	Avg	FG	FGA	Pct	3FG	FGA	Pct	FT	FTA	Pct	Off	Def	Tot	Avg	PF	FO	A	TO	Blk	Stl	Pts	Avg	
Segres, Shannon																										
1998-99	27	15	534	19.8	73	185	0.395	2	11	0.182	70	93	0.753	43	56	99	3.7	77	1	18	55	4	26	218	8.1	
1999-2000	28	18	570	20.4	90	200	0.450	7	29	0.241	51	64	0.797	44	67	111	4.0	72	2	19	73	7	23	238	8.5	
2000-01	28	2	453	16.2	55	143	0.385	8	21	0.381	33	48	0.688	46	81	127	4.5	61	1	6	42	3	14	151	5.4	
2001-02	30	6	292	9.7	25	66	0.379	0	7	0.000	23	37	0.622	33	43	76	2.5	32	0	13	23	3	9	73	2.4	
Career Totals	113	41	1849	16.4	243	594	0.409	17	68	0.250	177	242	0.731	166	247	413	3.7	242	4	56	193	17	72	680	6.0	
Shue, Sue																										
1977-78	34	29	n/a	n/a	165	376	0.439	n/a	n/a	n/a	22	30	0.733	n/a	n/a	190	5.6	64	1	83	112	15	46	352	10.4	
Career Totals	34	29	n/a	n/a	165	376	0.439	n/a	n/a	n/a	22	30	0.733	n/a	n/a	190	5.6	64	1	83	112	15	46	352	10.4	
Simms, Lauren																										
2003-04	28	27	668	23.9	101	247	0.409	20	60	0.333	39	75	0.520	37	30	67	2.4	74	3	31	45	4	42	261	9.3	
2004-05	26	26	730	28.1	122	293	0.416	18	78	0.231	44	66	0.667	47	52	99	3.8	59	1	43	63	3	32	306	11.8	
2005-06	29	20	655	22.6	93	227	0.410	13	40	0.325	14	20	0.700	30	52	82	2.8	54	1	58	76	5	34	213	7.3	
2006-07	33	28	882	26.7	130	326	0.399	15	64	0.234	49	65	0.754	36	91	127	3.8	58	0	94	79	4	51	324	9.8	
Career Totals	116	101	2935	25.3	446	1093	0.408	66	242	0.273	146	226	0.646	150	225	375	3.2	245	5	226	263	16	159	1104	9.5	
Sliskovic, Iva																										
2003-04	28	27	822	29.4	123	224	0.549	1	2	0.500	61	88	0.693	59	141	200	7.1	95	6	45	96	26	26	308	11.0	
2004-05	29	23	651	22.4	74	162	0.457	0	4	0.000	45	65	0.692	48	122	170	5.9	61	0	36	43	30	25	193	6.7	
2005-06	29	19	641	22.1	78	159	0.491	0	0	0.000	75	106	0.708	40	123	163	5.6	53	0	52	54	37	28	231	8.0	
2006-07	33	17	644	19.5	89	195	0.456	0	1	0.000	66	93	0.710	50	105	155	4.7	56	0	50	55	21	31	244	7.4	
Career Totals	119	86	2758	23.2	364	740	0.492	1	7	0.143	247	352	0.701	197	491	688	5.8	265	6	183	248	114	110	976	8.2	
Southers, Brantley																										
1981-82	31	16	828	26.7	142	273	0.520	n/a	n/a	n/a	48	66	0.727	n/a	n/a	172	5.5	58	1	34	12	23	45	332	10.7	
1982-83	1	0	0.1	0.1	1	3	0.333	n/a	n/a	n/a	0	0	0.000	n/a	n/a	2	2.0	1	0	0	1	0	0	2	2.0	
1983-84	30	30	1008	33.6	239	460	0.520	n/a	n/a	n/a	73	88	0.830	n/a	n/a	240	8.0	78	2	0	82	0	0	551	18.4	
1984-85	28	28	988	35.3	211	459	0.460	n/a	n/a	n/a	60	78	0.769	n/a	n/a	192	6.9	72	0	63	85	14	45	482	17.2	
1985-86	30	29	1062	35.4	266	573	0.464	n/a	n/a	n/a	83	97	0.856	n/a	n/a	256	8.5	83	1	99	93	12	63	615	20.5	
Career Totals	120	103	3886	32.4	859	1768	0.486	n/a	n/a	n/a	264	329	0.802	n/a	n/a	862	7.2	292	4	196	273	49	153	1982	16.5	
Spell, Tina																										
1974-75	23	n/a	n/a	n/a	21	68	0.309	n/a	n/a	n/a	10	21	0.476	n/a	n/a	67	2.9	37	n/a	n/a	n/a	n/a	n/a	52	2.3	
Career Totals	23	n/a	n/a	n/a	21	68	0.309	n/a	n/a	n/a	10	21	0.476	n/a	n/a	67	2.9	37	n/a	n/a	n/a	n/a	n/a	52	2.3	
Strohm, Daniela																										
2000-01	27	8	392	14.5	28	81	0.346	13	37	0.351	8	9	0.889	2	10	12	0.4	36	2	11	33	0	5	77	2.9	
Career Totals	27	8	392	14.5	28	81	0.346	13	37	0.351	8	9	0.889	2	10	12	0.4	36	2	11	33	0	5	77	2.9	
Suber, Martha																										
1974-75	30	n/a	n/a	n/a	214	509	0.420	n/a	n/a	n/a	54	87	0.621	n/a	n/a	216	7.2	75	n/a	n/a	n/a	n/a	n/a	482	16.1	
1975-76	22	n/a	n/a	n/a	118	321	0.368	n/a	n/a	n/a	22	36	0.611	n/a	n/a	112	5.1	n/a	n/a	n/a	n/a	n/a	n/a	258	11.7	
Career Totals	52	n/a	n/a	n/a	332	830	0.400	n/a	n/a	n/a	76	123	0.618	n/a	n/a	328	6.3	n/a	n/a	n/a	n/a	n/a	n/a	740	14.2	
Szakacs, Ildiko																										
2000-01	13	0	94	7.2	7	23	0.304	2	12	0.167	4	4	1.000	2	9	11	0.8	9	0	5	6	1	4	20	1.5	
Career Totals	13	0	94	7.2	7	23	0.304	2	12	0.167	4	4	1.000	2	9	11	0.8	9	0	5	6	1	4	20	1.5	
Thomas, Michelle																										
1982-83	13	8	161	12.4	39	101	0.386	n/a	n/a	n/a	12	29	0.414	n/a	n/a	77	5.9	31	2	18	24	13	11	90	6.9	
Career Totals	13	8	161	12.4	39	101	0.386	n/a	n/a	n/a	12	29	0.414	n/a	n/a	77	5.9	31	2	18	24	13	11	90	6.9	
Thompson, Dissy																										
1982-83	13	0	16	1.2	3	4	0.750	n/a	n/a	n/a	2	2	1.000	n/a	n/a	4	0.3	5	0	2	3	0	0	8	0.6	
1983-84	12	0	53	4.4	4	11	0.364	n/a	n/a	n/a	0	1	0.000	n/a	n/a	8	0.7	10	0	7	4	0	4	8	0.7	
Career Totals	25	0	69	2.8	7	15	0.467	n/a	n/a	n/a	2	3	0.667	n/a	n/a	12	0.5	15	0	9	7	0	4	16	0.6	
Thompson, Tenna																										
1994-95	24	0	234	9.8	25	51	0.490	0	0	0.000	7	15	0.467	13	33	46	1.9	47	1	1	21	3	6	57	2.4	
1995-96	11	0	101	9.2	10	22	0.455	0	0	0.000	2	4	0.500	9	12	21	1.9	25	0	1	4	1	3	22	2.0	
Career Totals	35	0	335	9.6	35	73	0.479	0	0	0.000	9	19	0.474	22	45	67	1.9	72	1	2	25	4	9	79	2.3	

	GP	GS	Min	Avg	FG	FGA	Pct	3FG	FGA	Pct	FT	FTA	Pct	Off	Def	Tot	Avg	PF	FO	A	TO	Blk	Stl	Pts	Avg	
Timmons, Christi																										
1991-92	28	28	932	33.3	107	299	0.358	84	241	0.349	28	37	0.757	10	71	81	2.9	50	1	102	104	11	60	326	11.6	
1992-93	26	15	532	20.5	46	146	0.315	30	111	0.270	12	14	0.857	10	28	38	1.5	35	1	39	38	7	41	134	5.2	
1993-94	26	2	724	27.8	100	288	0.347	79	244	0.324	19	27	0.704	29	75	104	4.0	64	2	60	45	9	42	298	11.5	
1994-95	27	27	874	32.4	90	281	0.320	46	198	0.232	18	38	0.474	33	83	116	4.3	65	4	84	56	9	61	244	9.0	
Career Totals	107	72	3062	28.6	343	1014	0.338	239	794	0.301	77	116	0.664	82	257	339	3.2	214	8	285	243	36	204	1002	9.4	
Tolliver, Lakesha																										
2003-04	1	0	4	4.0	0	1	0.000	0	0	0.000	0	0	0.000	1	1	2	2.0	0	0	0	0	0	0	0	0.0	
2004-05	24	3	232	9.7	21	55	0.382	0	1	0.000	17	28	0.607	17	38	55	2.3	31	0	4	21	42	7	59	2.5	
2005-06	28	1	370	13.2	69	132	0.523	0	0	0.000	46	76	0.605	33	53	86	3.1	61	3	25	49	28	18	184	6.6	
2006-07	33	8	518	15.7	91	216	0.421	0	1	0.000	70	110	0.636	59	79	138	4.2	85	2	32	55	60	27	252	7.6	
Career Totals	86	12	1124	13.1	181	404	0.448	0	2	0.000	133	214	0.621	110	171	281	3.3	177	5	61	125	130	52	495	5.8	
Troina, Tatyana																										
2000-01	28	18	669	23.9	104	267	0.390	44	138	0.319	47	63	0.746	62	63	125	4.5	66	2	45	64	9	24	299	10.7	
2001-02	31	4	566	18.3	86	210	0.410	48	135	0.356	15	24	0.625	45	48	93	3.0	59	1	34	46	7	25	235	7.6	
Career Totals	59	22	1235	20.9	190	477	0.398	92	273	0.337	62	87	0.713	107	111	218	3.7	125	3	79	110	16	49	534	9.0	
Ujhelyi, Petra																										
2000-01	28	26	651	23.3	96	207	0.464	0	2	0.000	44	81	0.543	53	124	177	6.3	89	5	42	59	23	33	236	8.4	
2001-02	32	28	830	25.9	93	215	0.433	0	6	0.000	32	66	0.485	58	131	189	5.9	87	3	64	56	45	57	218	6.8	
2002-03	31	31	1067	34.4	155	343	0.452	5	17	0.294	47	89	0.528	90	198	288	9.3	84	5	102	80	48	49	362	11.7	
Career Totals	91	85	2548	28.0	344	765	0.450	5	25	0.200	123	236	0.521	201	453	654	7.2	260	13	208	195	116	139	816	9.0	
Walker, Candace																										
1975-76	5	n/a	n/a	n/a	2	5	0.400	n/a	n/a	n/a	1	3	0.333	n/a	n/a	4	0.8	n/a	n/a	n/a	n/a	n/a	n/a	5	1.0	
1976-77	22	n/a	n/a	n/a	13	41	0.317	n/a	n/a	n/a	5	10	0.500	n/a	n/a	34	1.5	19	0	1	n/a	n/a	n/a	31	1.4	
1977-78	7	0	n/a	n/a	2	4	0.500	n/a	n/a	n/a	3	4	0.750	n/a	n/a	10	1.4	7	0	1	4	0	1	7	1.0	
Career Totals	34	n/a	n/a	n/a	17	50	0.340	n/a	n/a	n/a	9	20	0.450	n/a	n/a	48	1.4	n/a	n/a	n/a	n/a	n/a	n/a	43	1.3	
Walker, Sally																										
1975-76	12	n/a	n/a	n/a	28	86	0.326	n/a	n/a	n/a	10	16	0.625	n/a	n/a	42	3.5	n/a	n/a	n/a	n/a	n/a	n/a	66	5.5	
Career Totals	12	n/a	n/a	n/a	28	86	0.326	n/a	n/a	n/a	10	16	0.625	n/a	n/a	42	3.5	n/a	n/a	n/a	n/a	n/a	n/a	66	5.5	
Walling, Jean																										
1977-78	34	24	n/a	n/a	162	330	0.491	n/a	n/a	n/a	39	64	0.609	n/a	n/a	302	8.9	63	0	55	99	31	46	363	10.7	
1978-79	37	n/a	n/a	n/a	191	388	0.492	n/a	n/a	n/a	84	123	0.683	n/a	n/a	269	7.3	n/a	n/a	n/a	n/a	n/a	n/a	466	12.6	
1979-80	36	n/a	n/a	n/a	98	217	0.452	n/a	n/a	n/a	38	49	0.776	n/a	n/a	183	5.1	73	1	53	35	12	28	234	6.5	
Career Totals	107	n/a	n/a	n/a	451	935	0.482	n/a	n/a	n/a	161	236	0.682	n/a	n/a	754	7.0	n/a	n/a	n/a	n/a	n/a	n/a	1063	10.0	
Wells, Amy																										
1995-96	6	0	42	7.0	8	15	0.533	0	0	0.000	2	4	0.500	9	12	21	3.5	5	0	0	6	0	4	18	3.0	
Career Totals	6	0	42	7.0	8	15	0.533	0	0	0.000	2	4	0.500	9	12	21	3.5	5	0	0	6	0	4	18	3.0	
Wheaton, Krysti																										
1982-83	20	0	122	6.1	12	37	0.324	n/a	n/a	n/a	4	14	0.286	n/a	n/a	25	1.3	19	0	3	15	2	2	28	1.4	
Career Totals	20	0	122	6.1	12	37	0.324	n/a	n/a	n/a	4	14	0.286	n/a	n/a	25	1.3	19	0	3	15	2	2	28	1.4	
White, Zenovia																										
1996-97	27	27	630	23.3	61	167	0.365	0	2	0.000	19	39	0.487	58	44	102	3.8	72	3	28	74	4	30	141	5.2	
1997-98	28	28	805	28.8	75	181	0.414	0	6	0.000	21	40	0.525	74	52	126	4.5	99	7	53	74	2	25	171	6.1	
Career Totals	55	55	1435	26.1	136	348	0.391	0	8	0.000	40	79	0.506	132	96	228	4.1	171	10	81	148	6	55	312	5.7	
Wiggins, Beth																										
1974-75	8	n/a	n/a	n/a	0	2	0.000	n/a	n/a	n/a	1	4	0.250	n/a	n/a	1	0.1	6	n/a	n/a	n/a	n/a	n/a	1	0.1	
Career Totals	8	n/a	n/a	n/a	0	2	0.000	n/a	n/a	n/a	1	4	0.250	n/a	n/a	1	0.1	6	n/a	n/a	n/a	n/a	n/a	1	0.1	
Wilkins, Shayla																										
1990-91	2	0	10	5.0	0	3	0.000	0	0	0.000	0	0	0.000	1	0	1	0.5	0	0	1	2	0	1	0	0.0	
1991-92	28	9	409	14.6	32	83	0.386	2	7	0.286	21	30	0.700	35	37	72	2.6	24	0	21	42	3	30	87	3.1	
1992-93	14	0	85	6.1	8	30	0.267	1	2	0.500	3	8	0.375	9	3	12	0.9	17	0	4	10	2	7	20	1.4	
1993-94	27	0	372	13.8	33	71	0.465	1	3	0.333	14	32	0.438	47	61	108	4.0	42	1	13	26	3	10	81	3.0	
Career Totals	71	9	876	12.3	73	187	0.390	4	12	0.333	38	70	0.543	92	101	193	2.7	83	1	39	80	8	48	188	2.6	

- [Intro](#)
- [Players](#)
- [Staff](#)
- [Opponents](#)
- [Review](#)
- [Records](#)
- [History](#)

Letterwinner Stats

<i>Williams, Lisa</i>	GP	GS	Min	Avg	FG	FGA	Pct	3FG	FGA	Pct	FT	FTA	Pct	Off	Def	Tot	Avg	PF	FO	A	TO	Blk	Stl	Pts	Avg
1995-96	28	9	621	22.2	82	234	0.350	24	75	0.320	32	50	0.640	38	56	94	3.4	55	0	54	65	10	38	220	7.9
1996-97	27	25	724	26.8	83	231	0.359	16	64	0.250	79	99	0.798	41	66	107	4.0	67	0	57	115	7	48	261	9.7
1997-98	28	28	880	31.4	127	350	0.363	26	109	0.239	66	92	0.717	58	78	136	4.9	105	7	103	99	9	64	346	12.4
1998-99	27	26	774	28.7	95	264	0.360	33	111	0.297	49	73	0.671	51	50	101	3.7	84	6	99	83	3	63	272	10.1
Career Totals	110	88	2999	27.3	387	1079	0.359	99	359	0.276	226	314	0.720	188	250	438	4.0	311	13	313	362	29	213	1099	10.0

<i>Williams, Marsha</i>	GP	GS	Min	Avg	FG	FGA	Pct	3FG	FGA	Pct	FT	FTA	Pct	Off	Def	Tot	Avg	PF	FO	A	TO	Blk	Stl	Pts	Avg
1989-90	33	0	430	13.0	57	131	0.435	0	0	0.000	42	65	0.646	65	87	152	4.6	84	3	3	43	6	11	156	4.7
1990-91	31	30	947	30.5	209	440	0.475	0	0	0.000	87	128	0.680	126	177	303	9.8	95	4	24	85	19	17	505	16.3
1991-92	28	28	924	33.0	236	508	0.465	0	0	0.000	126	200	0.630	133	182	315	11.3	79	3	21	94	17	26	598	21.4
1992-93	24	22	771	32.1	131	310	0.423	0	0	0.000	64	120	0.533	103	153	256	10.7	60	2	14	72	16	26	326	13.6
Career Totals	116	80	3072	26.5	633	1389	0.456	0	0	0.000	319	513	0.622	427	599	1026	8.8	318	12	62	294	58	80	1585	13.7

<i>Williams, Monica</i>	GP	GS	Min	Avg	FG	FGA	Pct	3FG	FGA	Pct	FT	FTA	Pct	Off	Def	Tot	Avg	PF	FO	A	TO	Blk	Stl	Pts	Avg
1983-84	30	1	468	15.6	59	133	0.444	n/a	n/a	n/a	21	36	0.583	n/a	n/a	89	2.9	55	1	28	43	9	34	139	4.6
1984-85	28	14	714	25.5	123	251	0.490	n/a	n/a	n/a	23	40	0.575	n/a	n/a	106	3.8	85	3	43	55	12	42	269	9.6
1985-86	6	6	184	30.7	27	53	0.509	n/a	n/a	n/a	7	10	0.700	n/a	n/a	39	6.5	19	1	16	19	1	10	61	10.2
1986-87	30	30	963	32.1	129	326	0.396	n/a	n/a	n/a	55	72	0.764	n/a	n/a	173	5.8	89	4	116	90	13	65	313	10.4
1987-88	32	30	899	28.1	113	268	0.422	0	8	0.000	49	65	0.754	64	106	170	5.3	82	1	94	78	16	62	275	8.6
Career Totals	126	81	3228	25.6	451	1031	0.437	0	8	0.000	155	223	0.695	n/a	n/a	577	4.6	330	10	297	285	51	213	1057	8.4

<i>Williams, Natalie</i>	GP	GS	Min	Avg	FG	FGA	Pct	3FG	FGA	Pct	FT	FTA	Pct	Off	Def	Tot	Avg	PF	FO	A	TO	Blk	Stl	Pts	Avg
1986-87	12	0	76	6.3	7	24	0.292	n/a	n/a	n/a	5	8	0.625	n/a	n/a	4	0.3	6	0	2	10	0.0	2	19	1.6
Career Totals	12	0	76	6.3	7	24	0.292	n/a	n/a	n/a	5	8	0.625	n/a	n/a	4	0.3	6	0	2	10	0.0	2	19	1.6

Intro
Players
Staff
Opponents
Review
Records
History

<i>Wolfe, Janice</i>	GP	GS	Min	Avg	FG	FGA	Pct	3FG	FGA	Pct	FT	FTA	Pct	Off	Def	Tot	Avg	PF	FO	A	TO	Blk	Stl	Pts	Avg
1975-76	21	n/a	n/a	n/a	71	157	0.452	n/a	n/a	n/a	45	77	0.584	n/a	n/a	137	6.5	n/a	n/a	n/a	n/a	n/a	n/a	187	8.9
1976-77	26	n/a	n/a	n/a	131	325	0.403	n/a	n/a	n/a	55	111	0.495	n/a	n/a	222	8.5	87	5	13	n/a	n/a	n/a	317	12.2
Career Totals	47	n/a	n/a	n/a	202	482	0.419	n/a	n/a	n/a	100	188	0.532	n/a	n/a	359	7.6	n/a	n/a	n/a	n/a	n/a	n/a	504	10.7

<i>Woods, Teresa</i>	GP	GS	Min	Avg	FG	FGA	Pct	3FG	FGA	Pct	FT	FTA	Pct	Off	Def	Tot	Avg	PF	FO	A	TO	Blk	Stl	Pts	Avg
1974-75	20	n/a	n/a	n/a	15	38	0.395	n/a	n/a	n/a	11	14	0.786	n/a	n/a	13	0.7	17	n/a	n/a	n/a	n/a	n/a	41	2.1
Career Totals	20	n/a	n/a	n/a	15	38	0.395	n/a	n/a	n/a	11	14	0.786	n/a	n/a	13	0.7	17	n/a	n/a	n/a	n/a	n/a	41	2.1

<i>Woolston, Suzanne</i>	GP	GS	Min	Avg	FG	FGA	Pct	3FG	FGA	Pct	FT	FTA	Pct	Off	Def	Tot	Avg	PF	FO	A	TO	Blk	Stl	Pts	Avg
1978-79	32	n/a	n/a	n/a	32	80	0.400	n/a	n/a	n/a	10	15	0.667	n/a	n/a	72	2.3	n/a	n/a	n/a	n/a	n/a	n/a	74	2.3
1979-80	34	n/a	n/a	n/a	94	250	0.376	n/a	n/a	n/a	37	45	0.822	n/a	n/a	86	2.5	84	3	75	79	5	65	225	6.6
Career Totals	66	n/a	n/a	n/a	126	330	0.382	n/a	n/a	n/a	47	60	0.783	n/a	n/a	158	2.4	n/a	n/a	n/a	n/a	n/a	n/a	299	4.5

<i>Workman, Paula</i>	GP	GS	Min	Avg	FG	FGA	Pct	3FG	FGA	Pct	FT	FTA	Pct	Off	Def	Tot	Avg	PF	FO	A	TO	Blk	Stl	Pts	Avg
1974-75	15	n/a	n/a	n/a	19	39	0.487	n/a	n/a	n/a	13	32	0.406	n/a	n/a	52	3.5	26	n/a	n/a	n/a	n/a	n/a	51	3.4
1975-76	21	n/a	n/a	n/a	31	99	0.313	n/a	n/a	n/a	14	43	0.326	n/a	n/a	145	6.9	n/a	n/a	n/a	n/a	n/a	n/a	76	3.6
Career Totals	36	n/a	n/a	n/a	50	138	0.362	n/a	n/a	n/a	27	75	0.360	n/a	n/a	197	5.5	n/a	n/a	n/a	n/a	n/a	n/a	127	3.5

<i>Zackery, Kellindra</i>	GP	GS	Min	Avg	FG	FGA	Pct	3FG	FGA	Pct	FT	FTA	Pct	Off	Def	Tot	Avg	PF	FO	A	TO	Blk	Stl	Pts	Avg
2006-07	29	1	352	12.1	48	125	0.384	1	4	0.250	24	39	0.615	46	44	90	3.1	28	0	18	43	1	21	121	4.2
Career Totals	29	1	352	12.1	48	125	0.384	1	4	0.250	24	39	0.615	46	44	90	3.1	28	0	18	43	1	21	121	4.2

1974-75

Inaugural Season

Head Coach Pam Backhaus

Overall Record: 18-12

Dec. 2	Anderson	L	60-99
Dec. 6	Col. of Charleston	W	86-74
Dec. 7	Francis Marion	W	86-54
Dec. 10	Clafflin	W	71-67
Dec. 11	Lander	W	80-61
Jan. 10	Francis Marion	W	75-51
Jan. 10	Anderson	W	74-73
Jan. 11	Mercer	L	63-81
Jan. 14	Francis Marion	W	62-50
Jan. 16	South Carolina State	L	48-49
Jan. 17	Appalachian State	W	55-53
Jan. 20	Lander	W	94-38
Jan. 22	Francis Marion	W	70-63
Jan. 24	UNC-Greensboro	W	70-54
Jan. 28	Anderson	W	80-63
Feb. 1	St. Augustine's	W	62-52
Feb. 3	UNC-Greensboro	W	71-66
Feb. 5	Elon	L	79-90
Feb. 6	Davidson	W	75-48
Feb. 10	South Carolina State	W	65-57
Feb. 12	Col. of Charleston	L	55-59
Feb. 14	UNC-Greensboro	L	84-86
Feb. 15	East Carolina	L	64-74
Feb. 19	Winthrop	L	77-79
Feb. 27	Voorhees	W	81-62
Feb. 28	Coastal Carolina	W	66-47
Mar. 1	South Carolina State	L	55-66
Mar. 1	Winthrop	L	57-82
Mar. 6	Elon	L	77-82
Mar. 7	James Madison	L	61-71

1974-75 Roster: Melissa Dean, Charlene DuBose, Evie Griffith, Cissy Jones, Nona Kerr, Maureen McCauley, Karen Pappas, Denise Nanney, Ann Pasky, Betsy Scott, Tina Spell, Martha Suber, Beth Wiggins, Terri Woods, Paula Workman.

1975-76

Head Coach Frankie Porter

Overall Record: 7-15

Dec. 2	South Carolina State	L	64-70
Dec. 9	Voorhees	W	81-73
Jan. 10	Clemson	L	61-66
Jan. 14	South Carolina State	L	67-79
Jan. 17	Federal City	W	86-72
Jan. 19	Winthrop	L	73-75
Jan. 24	North Carolina	L	67-75
Jan. 26	Col. of Charleston	L	93-116
Jan. 28	Francis Marion	L	77-78
Jan. 31	Furman	W	79-59
Feb. 2	Voorhees	W	88-74
Feb. 7	Anderson	L	53-66
Feb. 12	Anderson +	L	60-69
Feb. 13	Georgia +	L	60-62
Feb. 18	Francis Marion	L	74-91
Feb. 21	Clemson	L	62-73
	Col. of Charleston	L	56-65
	Anderson	L	76-82
	Winthrop	W	74-66
	Francis Marion	W	79-65
	South Carolina State	W	75-72
	Col. of Charleston	L	70-74

+Winthrop Invitational (Rock Hill, SC)

1975-76 Roster: Cindy Attaway, Charlene DuBose, Denise Nanney, Karen Pappas, Maureen McCauley, Brenda Paul, Betsy Scott, Martha Suber, Candace Walker, Sally Walker, Janice Wolfe, Paula Workman.

1976-77

Head Coach Pam Backhaus

Overall Record: 8-18

Dec. 7	at Clafflin	L	64-84
Dec. 11	at North Greenville	L	64-71
Jan. 11	at Col. of Charleston	L	68-94
Jan. 12	Francis Marion	L	58-74
Jan. 14	Winthrop	W	81-78
Jan. 18	Clafflin	L	81-88
Jan. 20	South Carolina State	L	78-89
Jan. 22	Clemson	L	60-92
Jan. 24	at Columbia College	W	87-61
Jan. 26	at South Carolina State	L	58-65
Jan. 29	Furman	W	111-68
Jan. 31	Anderson	L	65-78
Feb. 2	North Greenville	W	77-70
Feb. 5	at Voorhees	W	75-58
Feb. 10	Old Dominion +	L	44-63
Feb. 11	James Madison +	L	54-73
Feb. 17	Winthrop =	L	68-79
Feb. 18	East Carolina =	W	74-44
Feb. 19	Appalachian State =	L	69-89
Feb. 21	at Francis Marion	L	85-92
Feb. 23	at Clemson	L	74-80
Feb. 24	at Anderson	L	54-56
Feb. 26	Col. of Charleston	L	61-80
Feb. 28	Voorhees	W	87-60
Mar. 3	Ersine *	W	73-71
Mar. 4	Francis Marion *	L	61-65

+ Virginia Invitational (Charlottesville, VA)

= Winthrop Invitational (Rock Hill, SC)

* SCAIAW State Tournament

1976-77 Roster: Liz Conklin, Edith Cook, Dixie Duncan, Joyce Gilbert, Betsy James, Maureen McCauley, Denise Nanney, Betsy Platte, Brenda Paulk, Betsy Scott, Candy Walker, Janice Wolfe.

1977-78

Head Coach Pam Parsons

Overall Record: 24-10

Dec. 3	at Georgia Southern	W	74-59
Dec. 5	at Clafflin	W	81-61
Dec. 7	South Carolina State	L	64-68
Dec. 10	Clemson	W	69-66
Dec. 15	at Mercer	W	74-64
Dec. 17	Georgia State	W	96-69
Dec. 20	NC State +	L	73-75
Dec. 21	Mercer +	W	76-51
Dec. 22	Col. of Charleston +	L	61-62
Jan. 7	at Clemson	L	66-69
Jan. 13	Berry College =	W	90-80
Jan. 14	Clemson =	L	66-79
Jan. 21	at NC State	L	65-83
Jan. 24	Clafflin	W	103-51
Jan. 25	Georgia Southern	W	87-65
Jan. 27	at Winthrop	L	58-60
Jan. 28	Francis Marion	W	64-57
Jan. 30	at South Carolina State	L	59-67
Feb. 4	at Georgia State	W	60-45
Feb. 6	at Col. of Charleston	W	82-69
Feb. 9	Georgia @	W	71-49
Feb. 10	Appalachian State @	W	81-59
Feb. 11	Col. of Charleston @	L	63-68
Feb. 12	Florida State @	W	115-62
Feb. 13	at Francis Marion	W	75-73
Feb. 15	Anderson	W	87-64
Feb. 18	Col. of Charleston	W	69-64
Feb. 23	Benedict &	W	74-44
Feb. 24	Francis Marion &	W (OT)	68-64
Feb. 25	Col. of Charleston &	W	85-81

Mar. 4	Col. of Charleston %	W	84-80
Mar. 9	NC State \$	L	52-77
Mar. 10	Memphis \$	W	82-80
Mar. 11	East Carolina \$	W	77-70

+ UNC Christmas Tournament (Chapel Hill, NC)

= Clemson Invitational (Clemson, SC)

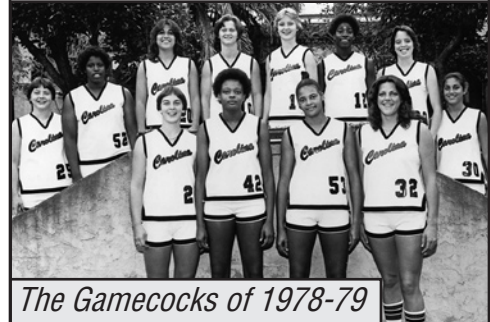
@ Winthrop Invitational (Rock Hill, SC)

& SCAIAW State Tournament (Clemson, SC)

% AIAW Playoffs (Aiken, SC)

\$ AIAW Regional II, Tourn. (Chapel Hill, NC)

1977-78 Roster: Pam Adams, Katrina Anderson, Darcell Bell, Ruthann Burgun, Dawn Clark, Joyce Gilbert, Rita Johnson, Mary Jo Lorello, Sue Martin, Jaima Oxle, Betsy Platte, Betsy Scott, Sue Shue, Candace Walker, Jean Walling.



The Gamecocks of 1978-79

1978-79

Head Coach Pam Parsons

Overall Record: 27-10

:: NWIT CHAMPIONS ::

	Tennessee Tech *	W	97-83
Nov. 25	Ole Miss *	L	76-84
	at Columbia College	W	119-70
Dec. 1	at Benedict	W	86-45
Dec. 4	South Carolina State	W	90-62
Dec. 6	Clemson	W	77-60
Dec. 9	Georgia Southern	W	113-51
Dec. 11	at East Carolina	W	86-64
Dec. 15	Col. of Charleston	W	79-63
Dec. 21	Pfeiffer !	L	81-84
Dec. 22	High Point !	L	68-69
Jan. 4	at NC State	L	60-68
Jan. 9	at Ohio State	L	52-56
Jan. 10	at Kentucky	W	66-41
Jan. 13	Wheeling College	W	137-34
Jan. 15	at Tennessee	L	54-62
Jan. 17	Francis Marion	W	69-58
Jan. 20	at North Carolina	W	69-60
Jan. 26	St. Joseph's &	W	78-56
Jan. 27	Queens College &	W	103-55
Feb. 3	at Clemson	L	63-70
Feb. 5	at Francis Marion	W	69-62
Feb. 7	at Col. of Charleston	W	73-51
Feb. 10	Alabama	W	80-62
Feb. 12	at Valdosta State	L	91-98
Feb. 14	Clafflin	W	100-63
Feb. 17	NC State	W	79-66
Feb. 19	Old Dominion	W	73-49
Feb. 21	Winthrop	W	81-42
Feb. 24	at USC-Aiken	W	91-42
Mar. 7	Clemson %	W	75-74
Mar. 8	Morehead State \$	W	70-64
Mar. 9	Tennessee \$	L	64-76
Mar. 10	NC State \$	L	64-67
Mar. 15	California^	W	62-51
Mar. 16	Oregon^	W	84-63
Mar. 17	Drake^	W	74-71

* Tip-off Tournament (Cookeville, TN)

- [Intro](#)
- [Players](#)
- [Staff](#)
- [Opponents](#)
- [Review](#)
- [Records](#)
- [History](#)

Yearly History

! North Carolina Christmas Classic (Chapel Hill, NC)
 & Collegiate Doubleheader (Raleigh, NC)
 % SCAIAW Championship (Spartanburg, SC)
 \$ AIAW Region II Tournament (Knoxville, TN)
 ^ NWIT Championships (Amarillo, TX)
1978-79 Roster: Katrina Anderson, Cheryl Autry, Dawn Clark, Sheila Foster, Joyce Gilbert, Cynthia Jacobs, Rita Johnson, Mary Jo Lorello, Jaima Oxley, Betsy Platte, Sue Shue, Jean Walling, Suzanne Woolston.

1979-80

Head Coach Pam Parsons

Overall Record: 30-6

Nov. 28	at Georgia Southern	W	72-69
Nov. 29	at Florida State	W	93-68
Dec. 1	at Florida	W	93-50
Dec. 3	South Carolina State	W	66-52
Dec. 5	at Clemson	L	73-75
Dec. 8	Virginia Tech	W	86-68
Dec. 12	at Ole Miss	W	68-52
Jan. 3	Kentucky	W	84-61
Jan. 7	at Montclair State	W	77-64
Jan. 9	at Cheyney State	L	57-60
Jan. 12	at Auburn	W	77-50
Jan. 14	at NC State	W	78-67
Jan. 17	Louisville	W	98-43
Jan. 19	East Tennessee State	W	103-60
Jan. 21	Valdosta State	W	88-56
Jan. 23	Tennessee	W	56-52
Jan. 26	East Carolina	W	97-54
Jan. 30	at Alabama	W	58-47
Feb. 2	Clemson	W	88-72
Feb. 4	Tennessee Tech	W	87-73
Feb. 8	Michigan +	W	84-50
Feb. 9	Penn State +	W	71-70
Feb. 13	at Old Dominion	L	56-81
Feb. 16	North Carolina	W	94-62
Feb. 18	Ohio State	W	75-47
Feb. 21	at South Carolina State	L	74-85
Feb. 26	NC State	W	76-62
Mar. 1	Clemson =	W	89-55
Mar. 4	Tennessee Tech *	W	68-62
Mar. 7	Tennessee *	L	54-67
Mar. 8	NC State *	W	68-55
Mar. 12	at Southern California &	W	70-60
Mar. 16	at Northwestern &	W	64-61
Mar. 17	Stephen F. Austin &	W	63-56
Mar. 21	Tennessee %	L	72-75
Mar. 23	Louisiana Tech %	W	77-69

+ Lady Lion Classic, University Park, PA
 = SCAIAW Championship, Florence, SC
 * AIAW Region II Tournament, Cola., SC
 & AIAW Satellite Tournament
 % AIAW National Tournament, Mt. Pleasant, MI

1979-80 Roster: Cheryl Autry, Maryann Chibbaro, Pat Dufficy, Sheila Foster, Cynthia Jacobs, Evelyn Johnson, Rita Johnson, Becky Parker, Cindy Rawl, Sharon Rivers, Jean Walling, Suzanne Wolston.

1980-81


Head Coach Pam Parsons

Overall Record: 13-17

Dec. 1	at Virginia Tech	[W] L	78-42
Dec. 3	Georgia Southern	[W] L	91-51
Dec. 6	Clemson	[W] L	86-67
Dec. 8	Southern Methodist +	[W] L	97-38
Dec. 9	Louisiana Tech +	[L] L	70-97
Dec. 19	San Francisco =	[L] L	55-57
Dec. 20	Kansas State =	[W] L	82-62
Jan. 5	UCLA	[W] L	86-81

Jan. 6	NC State	[W] L	78-57
Jan. 8	at Ohio State	[L] L	62-69
Jan. 12	at Tennessee	[L] L	54-65
Jan. 15	Mercer	[W] L	82-54
Jan. 21	Florida	W	86-48
Jan. 24	at Kentucky	L (OT)	65-70
Jan. 27	at Louisville	W	80-62
Jan. 29	Florida State	W	69-57
Jan. 31	at Notre Dame	W	124-48
Feb. 4	Florida A&M	W	100-51
Feb. 7	at Clemson	L	70-78
Feb. 9	at North Carolina	W	83-77
Feb. 12	Old Dominion	W	74-64
Feb. 14	Ole Miss	W	87-70
Feb. 16	Auburn	W	91-69
Feb. 19	at Memphis	W	76-73
Feb. 21	at Tennessee Tech	L	66-67
Feb. 23	District Of Columbia	W	97-63
Feb. 28	at Virginia	W	71-52
Mar. 10	Clemson *	W	81-64
Mar. 13	Old Dominion &	L	71-73
Mar. 14	Kentucky &	L	69-87

+ Lady Techster Classic, Ruston, LA
 = UCLA Classic, Los Angeles, CA
 * AIAW Region II Tournament, Clemson, SC
 & AIAW Region II Tournament, Norfolk, VA
 [] All games forfeited due to ineligible player with all bracketed games counting as losses
1980-81 Roster: Philicia Allen, Pat Dufficy, Sheila Foster, Evelyn Johnson, Rita Johnson, Pat Mason, Becky Parker, Pam Reeves, Sharon Rivers, Frani Washington.



The Gamecocks of 1981-82

1981-82

Head Coach Pam Parsons (7-0)

Interim Head Coach Terry Kelly (16-8)

Overall Record: 23-8

NCAA Tournament Participant

Nov. 28	William Penn +	W	75-56
Nov. 29	Kansas State +	W	81-65
Dec. 3	at Hawaii	W	89-52
Dec. 4	at Hawaii	W	74-46
Dec. 12	at Clemson	W	82-74
Dec. 19	at Pittsburgh	W	73-60
Dec. 22	Tennessee Tech	W	83-57
Jan. 2	at St. Joseph's	W	50-48
Jan. 5	at Mercer	W	56-50
Jan. 6	Rutgers	W	84-74
Jan. 8	Louisiana Tech	L	58-71
Jan. 11	at Auburn	L	50-65
Jan. 13	at DePaul	L	72-80
Jan. 18	East Tennessee State	W	64-63
Jan. 20	at Alabama	L	55-59
Jan. 25	Tennessee	L	81-87
Jan. 27	at Florida State	W	82-81
Jan. 30	at Georgia	L (OT)	75-82
Feb. 1	Georgia Southern	W	84-64
Feb. 6	Clemson	W (OT)	99-91
Feb. 10	Memphis	W	92-67
Feb. 13	Kentucky	W	91-81
Feb. 15	at Penn State	W	77-76
Feb. 17	Georgia State	W	77-47

Feb. 19	Stetson	W	98-49
Feb. 20	Notre Dame	W	76-54
Feb. 25	at Old Dominion	L	63-84
Feb. 27	at East Carolina	W	86-81
Mar. 6	at NC State	W	71-70
Mar. 14	East Carolina =	W	79-54
Mar. 18	Kentucky *	L	69-73
+ Converse Little Apple Classic, Man., KS			
= NCAA Tournament Midwest Region 1st round, Columbia, SC			
* NCAA Tournament Midwest Region Semifinals, Ruston, La.			

1981-82 Roster: Philicia Allen, Pat Dufficy, Sheila Foster, Liz Holland, Evelyn Johnson, Marsi McAlister, Becky Parker, Candy Rawl, Cindy Rawl, Sharon Rivers, Brantley Southers.

1982-83

Head Coach Terry Kelly

Overall Record: 16-12

Nov. 29	Appalachian State	W	95-59
Dec. 3	Detroit +	W	75-47
Dec. 4	Tennessee +	L	62-84
Dec. 8	Clemson	W	73-58
Dec. 11	NC State	W (OT)	81-76
Jan. 4	at Rutgers	L	69-90
Jan. 8	Marshall	W	87-62
Jan. 10	at Memphis	L	67-79
Jan. 13	at Southern Methodist	W	81-62
Jan. 15	at Louisiana Tech	L	54-94
Jan. 18	Penn State	W	66-63
Jan. 21	Mercer =	W	92-70
Jan. 22	Georgia =	L	72-74
Jan. 22	at Clemson	L	73-89
Jan. 29	at Georgia State	W	85-68
Feb. 2	at Kentucky	L	77-89
Feb. 5	at Auburn	L	38-56
Feb. 7	Francis Marion	W	95-89
Feb. 10	New Orleans	W	77-67
Feb. 14	at East Tennessee State	L	59-70
Feb. 16	at Tennessee	L	67-87
Feb. 19	UAB	W	73-71
Feb. 23	at Charlotte	L	72-77
Feb. 26	at Stetson	W	74-69
Feb. 27	at Florida International	W	87-73
Feb. 28	at Miami (Fla.)	W	66-56
Mar. 2	DePaul	W	79-58
Mar. 5	Old Dominion	L	60-72

+ Coca-Cola Classic, Detroit, Mich.
 = Nike Carolina Classic, Columbia, SC
1982-83 Roster: Mindy Ballou, Colleen Frost, Sharon Gilmore, Gwen Lynch, Marsi McAlister, Becky Parker, Sharon Rivers, Brantley Southers, Dissy Thompson, Krysti Wheaton.

1983-84

Head Coach Terry Kelly

Overall Record: 18-12

Metro Conference Record: 7-3

Nov. 29	South Carolina State	W	69-58
Dec. 3	at Clemson	L	77-80
Dec. 5	at Appalachian State	W	80-60
Dec. 7	at NC State	L	74-80
Dec. 10	Kentucky	L	69-77
Dec. 17	Western Carolina	W	84-59
Dec. 29	Indiana	W	83-76
Jan. 15	at Marshall	L	80-89
Jan. 17	at Cincinnati *	L	77-80
Jan. 21	Pittsburgh	W	78-68
Jan. 23	at Tulane *	W	79-74

Jan. 25	at Southern Miss *	W	82-78
Jan. 28	East Carolina	W	67-51
Jan. 30	Auburn	W	65-64
Feb. 1	Georgia Southern	W	83-61
Feb. 4	Louisville *	L	63-66
Feb. 6	Florida State *	W	69-62
Feb. 8	Tennessee	L	66-71
Feb. 11	Clemson	L	73-81
Feb. 12	Cincinnati *	W	112-102
Feb. 14	Memphis *	W	75-59
Feb. 18	Virginia Tech *	W	89-74
Feb. 20	at Francis Marion	L	72-73
Feb. 22	at Louisville *	L	74-79
Feb. 25	at East Carolina	W	64-55
Feb. 27	Charlotte	W	79-63
Mar. 3	at Virginia Tech *	W	80-70
Mar. 5	Tulane +	W	74-64
Mar. 6	Memphis +	L	60-64
Mar. 7	Virginia Tech +	L	76-89

* Metro Conference game

+ Metro Conference Tournament (Cincinnati, Ohio)

1983-84 Roster: Mindy Ballou, Shannon Belcher, Colleen Frost, Sharon Gilmore, Tammy Harvey, Gwen Lynch, Amy McAlister, Marsi McAlister, Renee Najarian, Brantley Southers, Dissy Thompson, Monica Williams.

1984-85

Head Coach Nancy Wilson

Overall Record: 18-10

Metro Conference Record: 8-2

Nov. 28	at South Carolina State	W	59-50
Nov. 30	at Indiana	W	74-67
Dec. 1	at Kentucky	L	62-75
Dec. 5	Clemson	L	62-70
Dec. 15	East Carolina	W	68-54
Dec. 20	Virginia	L	68-70
Dec. 28	Southern Methodist +	W	85-53
Dec. 29	Mississippi State +	W	84-60
Jan. 2	at East Carolina	W	83-61
Jan. 9	Auburn	L	50-61
Jan. 10	Southern Miss *	W	70-67
Jan. 12	Tulane *	W	75-67
Jan. 16	at Old Dominion	L	72-79
Jan. 19	at Florida State *	W	70-61
Jan. 21	Cheyney State	W	73-60
Jan. 24	at Cincinnati *	W	78-77
Jan. 25	at Louisville *	W	73-72
Jan. 30	at Memphis *	L	54-57
Feb. 2	at Virginia Tech *	L	58-59
Feb. 4	at Georgia Southern	W	81-61
Feb. 7	Louisville *	W	90-73
Feb. 9	Cincinnati *	W	80-65
Feb. 12	at UAB	W	79-64
Feb. 18	at Tennessee	L	58-66
Feb. 21	Virginia Tech *	W	76-72
Feb. 25	at Clemson	L	61-83
Mar. 3	Tulane &	W	76-66
Mar. 4	Southern Miss &	L	80-87

+ Carolina Classic (Columbia, SC)

* Metro Conference game

& Metro Conference Tournament (Hattiesburg, MS)

1984-85 Roster: Mindy Ballou, Colleen Frost, Sharon Gilmore, Laura Glass, Peggy Glass, Tammy Harvey, Gwen Lynch, Marsi McAlister, Renee Najarian, Dawn Raab, Brantley Southers, Monica Williams.



The Gamecocks of 1985-86

1985-86

Head Coach Nancy Wilson

Overall Record: 19-11

Metro Conference Record: 9-1

NCAA Tournament Participant

Nov. 22	South Carolina State	W	68-53
Nov. 25	at UNLV	L	62-77
Dec. 2	NC State	L	55-66
Dec. 7	at Clemson	L	61-62
Dec. 14	at North Carolina	L	71-72
Dec. 21	at Virginia	L	58-85
Dec. 29	Northern Illinois	W	86-66
Jan. 2	Florida State *	W	81-57
Jan. 4	Memphis *	W	69-62
Jan. 6	Tennessee	L	54-70
Jan. 8	at New Orleans	L (OT)	73-79
Jan. 11	at Tulane +	W	72-67
Jan. 13	at Southern Miss *	L	62-63
Jan. 15	at Mississippi State	L	51-57
Jan. 18	Charlotte	W	76-58
Jan. 22	at Georgia	L	70-93
Jan. 25	Cincinnati *	W	67-63
Jan. 27	Louisville *	W	83-77
Feb. 1	at Virginia Tech *	W	92-83
Feb. 3	Clemson	W	86-72
Feb. 8	at Louisville*	W	80-67
Feb. 10	at Cincinnati *	W	80-56
Feb. 12	Old Dominion	W	65-57
Feb. 15	Virginia Tech *	W	69-53
Feb. 17	UCF	W	90-67
Feb. 19	at Berry College	W	96-65
Feb. 24	UNC-Asheville	W	111-36
Mar. 2	Virginia Tech =	W	67-54
Mar. 3	Cincinnati &	W	61-48
Mar. 12	Middle Tennessee State %	L (OT)	77-78

* Metro Conference game

+ Designated Metro Conference game

= Metro Conference Tournament (Columbia, SC)

& Metro Tournament Championship

% NCAA Tournament, Mideast Reg.1st round game (Columbia, SC)

1985-86 Roster: Mindy Ballou, Sharon Gilmore, Laura Glass, Peggy Glass, Tammy Harvey, Amy McAlister, Renee Najarian, Martha Parker, Dawn Raab, Brantley Southers, Monica Williams.

1986-87

Head Coach Nancy Wilson

Overall Record: 18-12

Metro Conference Record: 8-4

Nov. 28	East Carolina +	W	61-55
Nov. 29	at Georgia Southern +	W	68-51
Dec. 2	at Charlotte	L	55-61
Dec. 4	at No. 20 NC State	L	42-63

Dec. 6	at Clemson	W	74-65
Dec. 8	Georgia Southern	W	64-60
Jan. 2	No. 11 Georgia	L	56-69
Jan. 5	at Virginia Tech *	W	60-52
Jan. 7	Marshall	W	66-57
Jan. 9	Cincinnati *	W	86-57
Jan. 12	Louisville *	L	68-69
Jan. 14	at Old Dominion	L	51-77
Jan. 19	at Florida State *	W	63-56
Jan. 22	New Orleans	L	53-54
Jan. 24	at Memphis *	W	78-68
Jan. 26	at Southern Miss *	L	53-55
Jan. 28	North Carolina	L	46-57
Feb. 2	Virginia Tech *	L	65-69
Feb. 7	at Cincinnati *	W	69-60
Feb. 9	at Louisville *	W	52-51
Feb. 11	Clemson	W	57-54
Feb. 14	Memphis *	L	66-70
Feb. 16	Florida State *	W	64-61
Feb. 19	at No. 9 Tennessee	L	56-80
Feb. 23	Southern Miss *	W	61-46
Feb. 28	Georgia State	W	96-66
Mar. 2	Furman	W	81-63
Mar. 5	Cincinnati ^	W	77-46
Mar. 6	Virginia Tech ^	W	59-55
Mar. 7	Southern Miss \$	L	66-68


+ Lady Eagle Classic (Statesboro, GA)

* Metro Conference game

^ Metro Conference Tournament

\$ Metro Tournament Championship

1986-87 Roster: Schonna Banner, Lisa Diaz, Larraine Frazier, Laura Glass, Peggy Glass, Tammy Harvey, Martha Parker, Dawn Raab, Monica Williams, Natalie Williams.



The Gamecocks of 1987-88

1987-88

Head Coach Nancy Wilson

Overall Record: 23-11

Metro Conference Record: 10-2

NCAA Tournament Participant

Nov. 27	Drake +	W	78-49
Nov. 28	No. 3 Auburn +	L	52-88
Dec. 12	Charlotte	W	73-63
Dec. 3	at Northern Illinois	W	83-71
Dec. 12	at North Carolina	L	73-77
Dec. 16	Appalachian State	L	66-68
Dec. 19	at Georgia Southern	W	76-72
Jan. 2	NC State	L	68-71
Jan. 4	East Carolina	W	71-53
Jan. 11	at Cincinnati *	W	71-44
Jan. 13	at Louisville *	W	57-55
Jan. 16	Southern Miss *	W	76-61
Jan. 18	Memphis *	W	80-62
Jan. 20	No. 4 Tennessee	L	80-85

Intro

Players

Staff

Opponents

Review

Records

History

Yearly History

Jan. 25	at Florida State *	W	85-55
Jan. 30	Clemson	L	60-62
Feb. 1	Virginia Tech *	W	75-44
Feb. 3	at No. 13 Georgia	L	60-82
Feb. 6	Louisville *	W	55-45
Feb. 8	Cincinnati *	W	55-53
Feb. 10	at Clemson	L	62-72
Feb. 13	at Southern Miss *	L	70-82
Feb. 15	at Memphis *	L	69-84
Feb. 18	at Furman	W	83-64
Feb. 22	Florida State *	W	96-86
Feb. 26	at Alaska-Anchorage =	W	78-60
Feb. 27	Western Kentucky =	W	65-64
Feb. 28	UNLV =	W	98-97
Mar. 5	at Virginia Tech *	W	73-69
Mar. 7	at Marshall	W	70-58
Mar. 11	Southern Miss ^	W (OT)	86-77
Mar. 12	Memphis &	W	81-70
Mar. 16	Alabama @	W	77-63
Mar. 20	at No. 4 Texas !	L	58-77

+ Sunshine Classic

* Metro Conference game

= Northern Lights Invitational

^ Metro Conference Tournament (Tallahassee, FL)

& Metro Tournament Championship

@ NCAA Tournament, Midwest Region 1st round game (Columbia, SC)

! NCAA Tournament, Midwest Region 2nd round game (Austin, TX)

1987-88 Roster: Schonna Banner, Sherry David, Lisa Diaz, Lorraine Frazier, Ann Gardner, Laura Glass, Peggy Glass, Beverly Hawkins, Natalie (Williams) Howard, Treka McMillian, Karen Middleton, Martha Parker, Dawn Raab, Monica Williams, Natalie Williams.

Jan. 23	Florida State *	W	99-82
Jan. 26	Clemson	W	64-62
Jan. 28	at Clemson	L	67-74
Jan. 30	Virginia Tech *	W	86-52
Feb. 2	at No. 2 Tennessee	L	54-60
Feb. 4	at Memphis *	W	81-53
Feb. 6	at Southern Miss *	L	89-91
Feb. 13	Cincinnati *	W	58-48
Feb. 15	at No. 13 NC State	W	67-62
Feb. 18	Louisville *	W	89-59
Feb. 20	at Florida State *	W	76-68
Feb. 25	at Virginia Tech *	L	59-63
Feb. 27	at East Carolina	W	84-59
Mar. 1	DePaul	W	85-56
Mar. 10	Cincinnati ^	W	63-60
Mar. 11	Southern Miss &	W	92-65
Mar. 15	Tennessee Tech !	L	73-77

+ at Worcester, MA

* Metro Conference Game

^ Metro Conference Tournament (Memphis)

& Metro Tournament Championship

! NCAA Tournament, Midwest Region 1st round game (Columbia, SC)

1988-89 Roster: Schonna Banner, Sherry David, Lisa Diaz, Ann Gardner, Beverly Hawkins, Angel Henderson, Beth Hunt, Lori Joyner, Treka McMillan, Karen Middleton, Martha Parker, Tracey Parker.

Feb. 15	at No. 7 Georgia	L	57-72
Feb. 17	Memphis *	W	90-55
Feb. 21	at Virginia Tech *	W	67-59
Feb. 26	No. 20 Southern Miss *	W	82-72
Mar. 1	at Florida State *	W	75-59
Mar. 8	Tulane &	W	71-62
Mar. 9	Louisville &	W	80-60
Mar. 10	No. 22 Southern Miss %	L (2OT)	88-95
Mar. 14	Bowling Green \$	W	93-50
Mar. 17	No. 13 Northwestern @	W	76-67
Mar. 22	No. 3 Washington !	L	61-73

+ Contel Fastbreak

= Super Shootout

* Metro Conference game

& Metro Conference Tournament

% Metro Tournament Championship

\$ NCAA Tournament, Mideast Region, 1st round game (Columbia, SC)

@ NCAA Tournament, Mideast Region 2nd round game (Evanston, IL)

! NCAA Tournament, Mideast Region Semi-Final Game (Iowa City, IA) "Sweet 16"

1989-90 Roster: Schonna Banner, Sherry David, Lisa Diaz, Ann Gardner, Beverly Hawkins, Beth Hunt, Pam Johnson, Lori Joyner, Treka McMillian, Karen Middleton, Michelle Murray, Marsha Williams.

Intro

Players

Staff

Opponents

Review

Records

History



The Gamecocks of 1988-89

1988-89

Head Coach Nancy Wilson

Overall Record: 23-7

Metro Conference Record: 10-2

NCAA Tournament Participant

Nov. 26	Rhode Island +	W	92-55
Nov. 27	at Holy Cross +	W	80-75
Dec. 3	at Appalachian State	W	98-64
Dec. 8	at Charlotte	W	89-71
Dec. 12	Georgia Southern	W	89-68
Dec. 14	South Carolina State	W	110-58
Jan. 4	North Carolina	W	98-71
Jan. 7	Memphis *	W	97-72
Jan. 9	Southern Miss *	W	85-50
Jan. 12	No. 6 Georgia	L	73-82
Jan. 14	at Louisville *	W	81-74
Jan. 16	at Cincinnati *	W	63-61
Jan. 19	Old Dominion	L	66-67



The Gamecocks of 1989-90

1989-90

Head Coach Nancy Wilson

Overall Record: 24-9

Metro Conference Record: 13-1

NCAA Tournament "Sweet Sixteen"

Nov. 28	at No. 6 Auburn	L	61-78
Dec. 2	Wright State +	W	86-45
Dec. 3	Northern Illinois +	W (OT)	87-84
Dec. 5	No. 5 DePaul	L	58-63
Dec. 9	Clemson	W	82-64
Dec. 29	No. 4 Iowa =	W	82-76
Dec. 30	No. 3 Georgia =	L	64-76
Jan. 6	Tulane *	W	86-52
Jan. 8	Clemson	W	74-52
Jan. 12	at South Carolina State	W	94-50
Jan. 13	Cincinnati *	W	81-41
Jan. 15	Louisville *	W	65-52
Jan. 20	No. 24 Old Dominion	W	75-54
Jan. 22	Florida State *	W	75-72
Jan. 25	No. 3 Tennessee	L	69-70
Jan. 27	Memphis *	W	79-65
Jan. 29	No. 18 Southern Miss *	L	67-69
Jan. 31	No. 11 NC State	L	65-90
Feb. 3	at Tulane *	W	76-55
Feb. 5	Virginia Tech *	W	72-47
Feb. 10	at Cincinnati *	W	64-46
Feb. 12	at Louisville *	W	74-64



The Gamecocks of 1990-91

1990-91

Head Coach Nancy Wilson

Overall Record: 22-9

Metro Conference Record: 12-2

NCAA Tournament Participant

Nov. 23	No. 7 Texas Tech +	W	67-65
Nov. 24	No. 8 NC State +	L	58-62
Nov. 25	Hawaii +	W	81-61
Dec. 1	Georgia Southern	W	82-52
Dec. 8	No. 17 Clemson	L	40-73
Dec. 11	No. 3 Georgia	L	56-74
Dec. 29	No. 3 Auburn	W	83-76
Jan. 3	Memphis *	W	80-69
Jan. 5	Coastal Carolina \$	W	86-51
Jan. 6	North Carolina \$	W	76-69
Jan. 10	VCU	W	69-64
Jan. 12	Louisville *	W	75-67
Jan. 14	Cincinnati *	W	53-47
Jan. 16	No. 17 Clemson	W	75-62
Jan. 19	at Virginia Tech *	L	67-69
Jan. 21	No. 25 Florida State *	L	60-69
Jan. 24	at No. 4 Tennessee	L	61-77
Jan. 26	Tulane *	W	73-49
Jan. 28	Southern Miss *	W	78-63
Jan. 31	at No. 6 NC State	L	59-72

Feb. 4	at No. 22 Florida State *	W (2OT)	92-91
Feb. 9	Louisville *	W	66-62
Feb. 11	Cincinnati *	W	81-58
Feb. 16	Virginia Tech *	W	66-51
Feb. 18	Memphis *	W	96-49
Feb. 23	at Tulane *	W	79-73
Feb. 25	at Southern Miss *	W	85-74
Mar. 4	Tulane #	W	80-44
Mar. 5	Southern Miss ^	W	70-59
Mar. 6	Florida State &	L	53-54
Mar. 13	Vanderbilt !	L	64-73

@ Times Rainbow Classic
\$ Coastal Carolina Inv. (Myrtle Beach, SC)

* Metro Conference game
^ Metro Conference Tournament
& Metro Tournament Championship
! NCAA Tournament, Mid-east Region 1st Round (Nashville, TN)

1990-91 Roster: Nicki Bass, Sherry David, Ann Gardner, Beverly Hawkins, Lori Joyner, Treka McMillian, Karen Middleton, Wendy Moss, Michelle Murray, Shayla Wilkins, Marsha Williams.

1991-92

Head Coach Nancy Wilson

Overall Record: 13-15

SEC Record: 2-9

Nov. 29	Louisville @	L	47-74
Nov. 30	at Maine @	W	56-53
Dec. 3	Kentucky *	L	63-75
Dec. 6	at Charleston Southern	W	86-26
Dec. 7	at Col. of Charleston	L	63-66
Dec. 19	Georgia State \$	W	57-56
Dec. 20	at UAB \$	W (OT)	71-68
Dec. 28	East Tennessee State %	W	79-54
Dec. 29	at Richmond %	L	55-65
Dec. 31	No. 4 Vanderbilt *	W	72-65
Jan. 4	at No. 23 LSU *	L	57-62
Jan. 7	at East Tennessee State	W	75-65
Jan. 9	Charlotte	L	52-69
Jan. 11	Alabama *	L	74-80
Jan. 15	No. 2 Tennessee *	L	58-78
Jan. 18	at No. 25 Georgia *	L	62-63
Jan. 22	Furman	W	60-53
Jan. 25	No. 8 Ole Miss *	L	67-69
Jan. 30	Old Dominion	W	64-51
Feb. 1	at Arkansas *	L	51-58
Feb. 3	Georgia Southern	W	67-24
Feb. 8	Florida *	W	66-50
Feb. 12	at No. 23 Clemson	L	69-81
Feb. 19	South Carolina State	W	72-55
Feb. 22	at Mississippi State *	L	42-58
Feb. 26	Memphis	W	61-50
Mar. 1	at Auburn *	L	44-71
Mar. 6	No. 12 Vanderbilt &	L	47-58

@ Downeast Classic (Bangor, ME)
\$ Lady Blazer Classic (Birmingham, AL)

% Richmond Invitational
* Southeastern Conference game
& SEC Tournament

1991-92 Roster: Nicki Bass, Brit Canty, Treka McMillian, Wendy Moss, Michelle Murray, Jenny Randall, Christi Timmons, Shayla Wilkins, Marsha Williams.

1992-93

Head Coach Nancy Wilson

Overall Record: 17-10

SEC Record: 5-6

Dec. 1	Col. of Charleston	W	78-72
Dec. 4	Nebraska @	L	51-63
Dec. 5	Yale @	W	64-57
Dec. 7	Charleston Southern	W	75-43
Dec. 9	at Kentucky *	L	55-76
Dec. 28	Holy Cross \$	L	66-74
Dec. 29	St. Peter's \$	L	55-67
Jan. 2	LSU *	W	66-56
Jan. 4	South Carolina State	W	81-63
Jan. 7	Mississippi State *	W	72-61
Jan. 9	at Alabama *	L	67-82
Jan. 12	at Old Dominion	W	67-65
Jan. 16	Georgia *	W	77-57
Jan. 20	at Furman	W	56-49
Jan. 23	at Ole Miss *	L	57-81
Jan. 25	at Memphis	W	73-68
Jan. 27	East Tennessee State	W	86-53
Jan. 30	Arkansas *	W	76-51
Feb. 3	No. 19 Clemson	W	55-54
Feb. 6	Florida *	L	53-74
Feb. 10	at Charlotte	W	62-52
Feb. 13	at No. 2 Vanderbilt *	L	48-58
Feb. 16	Western Carolina	W	69-54
Feb. 18	at No. 1 Tennessee *	L	57-100
Feb. 25	at South Carolina State	W	58-55
Feb. 27	No. 3 Auburn *	W	59-47
Mar. 5	Ole Miss \$	L	57-59

@ Northwestern Invitational (Evanston, IL)
\$ St. Peter's Invitational (Jersey City, NJ)

* Southeastern Conference game
\$ SEC Tournament

1992-93 Roster: Nicki Bass, Brit Canty, Natalie Funderburk, Erica Gullett, Shannon Johnson, Lori Joyner, Cindy Kelly, Malinda McDaniel, Wendy Moss, Michelle Murray, Jenny Randall, Christi Timmons, Shayla Wilkins, Marsha Williams.

1993-94

Head Coach Nancy Wilson

Overall Record: 14-13

SEC Record: 2-9

Nov. 27	Old Dominion +	L	69-79
Nov. 28	Miami (Fla.) +	W	71-68
Nov. 30	South Carolina State	W	90-50
Dec. 3	NC State &	W	84-71
Dec. 4	Appalachian State &	L	72-78
Dec. 6	Georgia Southern	W	89-86
Dec. 8	Mississippi State *	L	83-97
Dec. 29	Georgia State ^	W	79-47
Dec. 30	Austin Peay ^	W	90-51
Jan. 3	Col. of Charleston	W	106-72
Jan. 5	No. 19 Auburn *	W	64-55
Jan. 8	Kentucky *	L	63-82
Jan. 11	Ole Miss *	L	53-78
Jan. 13	Western Carolina	W	114-56
Jan. 15	LSU *	W	90-82
Jan. 20	South Carolina State	W	99-73
Jan. 22	No. 15 Alabama *	L	77-94
Jan. 26	East Tennessee State	W	93-83
Jan. 29	Georgia *	L	76-80
Feb. 2	Furman	W	77-74
Feb. 8	No. 2 Tennessee *	L	75-91
Feb. 12	Arkansas *	L	77-87
Feb. 16	Clemson	L	75-90
Feb. 20	Florida *	L	68-80

Feb. 23	Charlotte	W	74-65
Feb. 26	No. 13 Vanderbilt *	L	56-71
Mar. 4	Kentucky %	L	80-83

+ Old Dominion Invitational (Norfolk, Va.)
& Arizona State Invitational (Tempe, Az.)
^ Coastal Carolina Classic (Conway, SC)

* Southeastern Conference game

% SEC Tournament

1993-94 Roster: Nicki Bass, Brit Canty, Natalie Funderburk, Erica Gullett, Shannon Johnson, Cindy Kelly, Malinda McDaniel, Wendy Moss, Jenny Randall, Christi Timmons, Shayla Wilkins.

1994-95

Head Coach Nancy Wilson

Overall Record: 12-15

SEC Record: 1-11

Nov. 26	Valparaiso @	W	79-53
Nov. 27	Minnesota @	W	78-75
Dec. 1	Michigan	W	82-78
Dec. 6	Mississippi State *	W	63-56
Dec. 8	Clemson	W	79-73
Dec. 29	Arkansas State \$	L	72-81
Dec. 30	Appalachian State \$	L	64-70
Dec. 31	Fairleigh Dickinson \$	W	109-86
Jan. 3	Auburn *	L	43-77
Jan. 7	at Kentucky *	L	67-85
Jan. 10	at Georgia Southern	W	79-74
Jan. 12	at No. 1 Tennessee *	L	55-72
Jan. 14	LSU *	L	78-90
Jan. 18	East Tennessee State	W	81-67
Jan. 22	at No. 14 Alabama *	L	62-85
Jan. 25	at Furman	L	84-101
Jan. 29	No. 11 Georgia *	L	58-80
Jan. 31	Campbell	W	767-71
Feb. 4	at No. 17 Ole Miss *	L	58-91
Feb. 7	Appalachian State	W	98-79
Feb. 11	No. 20 Arkansas *	L	62-63
Feb. 13	Rice	W	87-71
Feb. 15	at Charlotte	L	60-73
Feb. 18	No. 14 Florida *	L	49-69
Feb. 22	Coastal Carolina	W	89-53
Mar. 2	at No. 9 Vanderbilt *	L	58-98
Mar. 3	No. 14 Arkansas \$	L	70-80

@ Dial Classic Tournament (Minneapolis, MN)

\$ Central Florida Tournament (Orlando, FL)

* Southeastern Conference game
& SEC Tournament (Chattanooga, TN)

1994-95 Roster: Natalie Funderburk, Heather Godfrey, Shannon Johnson, Cindy Kelly, Audrey Ramsey, Jenny Randall, Tenna Thompson, Christi Timmons.

1995-96

Head Coach Nancy Wilson

Overall Record: 16-12

SEC Record: 2-9

Nov. 24	Wake Forest @	W	83-69
Nov. 25	Northwestern @	L	78-82
Nov. 27	Furman	W	92-54
Nov. 29	Minnesota	W	73-35
Dec. 1	at Michigan	W	78-69
Dec. 4	Campbell	W	82-59
Dec. 8	Ohio	W	73-59
Dec. 10	at No. 25 Auburn *	L	50-56
Dec. 18	Marist \$	W	95-40
Dec. 19	Tulane \$	W	72-66
Dec. 20	Arizona State \$	W	83-71
Jan. 3	at Mississippi State *	L (OT)	61-62

Intro
Players
Staff
Opponents
Review
Records
History

Yearly History

Jan. 8	No. 2 Vanderbilt *	L	69-80
Jan. 14	at No. 24 Florida *	L	51-70
Jan. 16	Coastal Carolina	W	92-39
Jan. 21	at No. 20 Arkansas *	L	58-66
Jan. 24	at Kentucky *	W	66-53
Jan. 28	Ole Miss *	W	69-66
Jan. 31	at Appalachian State (OT)	W	78-77
Feb. 5	at No. 17 Clemson	L	57-75
Feb. 7	Charlotte	W	80-68
Feb. 11	at No. 1 Georgia *	L	61-79
Feb. 15	No. 6 Tennessee *	L (OT)	73-79
Feb. 17	LSU *	L	62-79
Feb. 19	Wofford	W	87-47
Feb. 22	No. 12 Alabama *	L (OT)	68-75
Feb. 24	Kentucky *	W	76-65
Mar. 1	Florida &	L	48-65

\$ Wake Forest Inv. (Winston-Salem, NC)

@ Northern Lights Inv. (Anchorage, AK)

* Southeastern Conference game

& SEC Tournament

1995-96 Roster: Donna Carr, Natalie Funderburk, Heather Godfrey, Trese Hickey, Shannon Johnson, Cindy Kelly, Nikki Miars, Audrey Ramsey, Tenna Thompson, Amy Wells, Lisa Williams.

1996-97

Head Coach Nancy Wilson

Overall Record: 12-15

SEC Record: 1-11

Nov. 23	at Campbell	W	65-46
Nov. 26	VCU	L	52-66
Nov. 30	Pepperdine \$	W	76-72
Dec. 1	Siena College \$	W	82-62
Dec. 6	at Ohio	W	66-62
Dec. 18	No. 22 Clemson	L	60-66
Dec. 20	Col. of Charleston	W	74-54
Dec. 29	Loyola-Maryland @	L	65-86
Dec. 30	Cornell @	W	60-56
Jan. 2	Mississippi State *	L	71-81
Jan. 5	at No. 11 Vanderbilt *	L	33-70
Jan. 8	East Tennessee State	W	75-71
Jan. 12	No. 25 Florida *	L	62-66
Jan. 15	Appalachian State	W	76-63
Jan. 18	No. 13 Arkansas *	L	71-82
Jan. 22	at Charlotte	W	60-39
Jan. 25	at Ole Miss *	L	55-67
Jan. 29	Kentucky *	W	68-59
Feb. 1	No. 7 Georgia *	L	35-78
Feb. 5	Winthrop	W	90-55
Feb. 9	at No. 7 Alabama *	L	38-87
Feb. 11	at No. 9 Tennessee *	L	59-90
Feb. 15	at No. 13 LSU *	L	66-73
Feb. 19	Auburn *	L	51-81
Feb. 22	at Kentucky *	L	52-76
Feb. 24	at Wofford	W	80-50
Feb. 28	No. 11 Tennessee &	L	48-75

\$ Harvard Invitational (Cambridge, MA)

@ Va. Tech Classic (Blacksburg, VA)

* Southeastern Conference Game

\$ SEC Tournament (Chattanooga, TN)

1996-97 Roster: Donna Carr, Heather Godfrey, Sara Hadwin, Shanta Jeffcoat, Casie Key, Lynette Keppeler, Rachel Lee, Annie Lester, Nikki Miars, Audrey Ramsey, Zenovia White, Lisa Williams.

1997-98

Head Coach Susan Walvius

Overall Record: 13-15

SEC Record: 3-11

Nov. 19	at Appalachian State	W	77-61
Nov. 23	Furman	W	84-57
Nov. 25	at Clemson	L	59-73
Nov. 28	UTEP \$	W	100-60
Nov. 29	Nevada \$	L	63-72
Dec. 4	at LSU *	L	56-75
Dec. 6	South Carolina State	W	88-65
Dec. 16	at VCU	W	86-79
D 19	Harvard	W	72-69
Dec. 29	Maryland @	L	60-74
Dec. 30	New Hampshire @	W	75-70
Jan. 1	at No. 20 Auburn *	L	65-70
Jan. 4	Alabama *	L	54-64
Jan. 6	No. 1 Tennessee *	L	52-94
Jan. 11	at Mississippi State *	L	62-70
Jan. 14	No. 5 Vanderbilt *	W	70-66
Jan. 17	at No. 12 Florida *	L	68-82
Jan. 19	East Carolina	W	67-60
Jan. 24	at Arkansas *	L	67-86
Jan. 28	at No. 6 Vanderbilt *	L	53-66
Jan. 31	Ole Miss *	W	79-72
Feb. 4	at No. 24 Georgia *	L	61-80
Feb. 8	at Kentucky *	L	73-87
Feb. 14	LSU *	L	67-86
Feb. 17	Charlotte	W	78-71
Feb. 21	Kentucky *	W	67-65
Feb. 26	LSU &	W	76-61
Feb. 27	Alabama &	L	72-92

\$ Holiday Inn Classic (Reno, NV)

@ St. Peter's College Tournament

* Southeastern Conference game

& SEC Tournament

1997-98 Roster: Donna Carr, Heather Godfrey, Sara Hadwin, Shanta Jeffcoat, Casie Key, Rachel Lee, Annie Lester, Nikki Miars, Audrey Ramsey, Zenovia White, Lisa Williams.

1998-99

Head Coach Susan Walvius

Overall Record: 11-16

SEC Record: 0-14

Nov. 13	at Florida A&M	W	78-51
Nov. 17	Wofford	W	111-57
Nov. 21	at Charlotte	W	85-71
Nov. 25	UNC-Wilmington	W	82-62
Nov. 28	UCF	W	80-70
Dec. 1	LSU *	L	73-88
Dec. 5	UNC-Asheville	W	80-40
Dec. 17	No. 14 Clemson	L	67-84
Dec. 22	South Carolina State	W	98-61
Dec. 28	Wisconsin-Milwaukee @	W	89-63
Dec. 29	Texas-Pan American @	W	109-71
Jan. 3	Auburn *	L	50-62
Jan. 7	at No. 2 Tennessee *	L	58-87
Jan. 10	Mississippi State *	L	66-69
Jan. 14	at Vanderbilt *	L	54-81
Jan. 17	No. 18 Florida *	L	66-78
Jan. 20	at George Mason	W	73-70
Jan. 24	Arkansas *	L	80-88
Jan. 28	Vanderbilt *	L	63-76
Jan. 31	at Ole Miss *	L	56-68
Feb. 3	No. 8 Georgia *	L	58-62
Feb. 7	at No. 21 Alabama *	L	73-87
Feb. 11	Kentucky *	L	76-78
Feb. 14	at No. 20 LSU *	L	63-80

Feb. 16	Charleston Southern	W	78-74
Feb. 21	at Kentucky *	L	65-93
Feb. 25	Alabama &	L	71-82

\$ New Year's Classic (Boca Raton, FL)

* Southeastern Conference game

& SEC Tournament

1998-99 Roster: Ines Ajanovic, Shaunzinski Gortman, Crishna Hill, Shanta Jeffcoat, Casie Key, Annie Lester, Nikki Miars, Jocelyn Penn, Shannon Segres, Lisa Williams.

1999-00

Head Coach Susan Walvius

Overall Record 13-15

SEC Record: 3-11

Nov. 19	Charlotte	W	67-61
Nov. 22	Florida A&M	W	73-51
Nov. 24	at Indiana	W	95-79
Nov. 29	at Clemson	L	46-65
Dec. 3	vs Nevada \$	W	63-58
Dec. 4	vs Arizona State \$	L	56-61
Dec. 15	Florida Atlantic	W	98-60
Dec. 18	Georgia Southern @	W	80-59
Dec. 19	Coastal Carolina @	W (OT)	67-57
Dec. 22	South Carolina State	W	100-55
Dec. 30	at No. 21 NC State	L	55-69
Jan. 2	George Mason	W	62-48
Jan. 5	Charleston Southern	W	73-38
Jan. 9	at No. 5 Auburn *	L	50-73
Jan. 14	No. 2 Tennessee *	L	76-92
Jan. 17	at No. 21 Mississippi State *	L	73-86
Jan. 20	Vanderbilt *	W	52-48
Jan. 23	Florida *	L	62-76
Jan. 27	at Arkansas *	L	62-71
Jan. 30	at Florida *	L	63-79
Feb. 3	No. 13 Auburn *	L	62-71
Feb. 6	Ole Miss *	W	75-58
Feb. 10	at Georgia *	L	61-84
Feb. 13	at Kentucky *	L	71-73
Feb. 17	Alabama *	L	67-69
Feb. 20	Kentucky *	W	64-51
Feb. 27	at No. 9 LSU *	L	55-70
Mar. 3	Vanderbilt &	L	58-80

\$ Wells Fargo Tournament (Tempe, AZ)

@ USC Basketball Classic (Columbia, SC)

* Southeastern Conference game

& SEC Tournament

1999-00 Roster: Ines Ajanovic, Shaunzinski Gortman, Crishna Hill, Linda Hognlund, Viktoria Hollosy, Shanta Jeffcoat, Casie Key, Annie Lester, Kelly Morrone, Jocelyn Penn, Shannon Segres, Petra Ujhelyi.

2000-01

Head Coach Susan Walvius

Overall Record 11-17


SEC Record: 6-8

Nov. 10	Rice \$	L	56-61
Nov. 22	Indiana	L	58-69
Nov. 24	Montana State @	W	63-52
Nov. 26	No. 4 Purdue @	L	53-68
Nov. 29	Clemson	L	43-56
Dec. 1	Akron %	W	77-55
Dec. 2	Syracuse %	L	58-73
Dec. 4	No. 22 NC State	L	48-55
Dec. 10	at Duquesne	L	65-67
Dec. 19	East Tennessee State	W	117-71
Dec. 21	North Carolina ^	L	68-74
Dec. 28	at Charlotte	W	61-43
Jan. 2	Arkansas *	W	66-49
Jan. 7	No. 20 Auburn *	W	87-60

Jan. 11	at No. 2 Tennessee *	L	45-99
Jan. 14	at Alabama *	W	82-67
Jan. 18	at No. 16 Vanderbilt *	L	56-85
Jan. 21	No. 10 Florida *	L	85-97
Jan. 24	at Wofford	W	87-45
Jan. 28	at No. 10 Florida *	L	53-91
Feb. 1	at Auburn *	W	71-65
Feb. 4	at Ole Miss *	L	53-69
Feb. 8	No. 6 Georgia *	L	55-92
Feb. 11	Kentucky *	W	70-62
Feb. 15	Mississippi State *	W	76-59
Feb. 18	at Kentucky *	L	59-61
Feb. 25	No. 14 LSU *	L	72-83
Mar. 1	Ole Miss &	L	68-75

\$ Preseason WNIT (Houston, TX)
 @ Torneo de Basquetboll (Cancun, Mexico)
 % Carrier Classic (Syracuse, NY)
 ^ ACC-SEC Beach Ball Classic
 * Southeastern Conference game
 & SEC Tournament

2000-01 Roster: Ines Ajanovic, Nihan Anaz, Cristina Ciocan, Tasha Cook, Teresa Geter, Shaunzinkis Gortman, Crishna Hill, Linda Hoglund, Viktoria Hollosy, Kelly Morrone, Melanie Murry, Jocelyn Penn, Shannon Segres, Daniela Strohm, Ildiko Szakacs, Tatyana Troina, Petra Ujhelyi.



The Gamecocks of 2001-02

2001-02

Head Coach Susan Walvius

Overall Record 25-7

SEC Record: 10-4

NCAA Tournament "Elite Eight"

Nov. 16	Furman	W	94-74
Nov. 18	Louisiana-Lafayette	W	72-61
Nov. 24	Missouri ^	W	72-60
Nov. 25	at No. 9 Duke ^	W (OT)	87-81
Nov. 28	at Clemson	L	63-71
Nov. 30	Duquesne	W	75-61
Dec. 2	Syracuse	W	76-58
Dec. 4	Temple	W	68-65
Dec. 8	Wofford	W	77-53
Dec. 18	Coastal Carolina	W	94-34
Dec. 20	No. 16 North Carolina @	W	85-53
Dec. 28	Charlotte	W	72-53
Dec. 30	Florida A&M	W	82-29
Jan. 3	No. 6 Vanderbilt *	W	71-52
Jan. 6	at Mississippi State *	W	79-64
Jan. 10	at No. 15 Georgia *	W	71-64
Jan. 13	Arkansas *	W	91-66
Jan. 17	No. 3 Tennessee *	L	61-80
Jan. 20	Kentucky *	W	78-49
Jan. 27	at Arkansas *	L	46-74
Feb. 3	at No. 15 Florida *	W	69-59
Feb. 7	No. 22 Georgia *	W	64-59
Feb. 10	at Kentucky *	W	74-73
Feb. 14	Alabama *	W	69-54
Feb. 17	at LSU *	L	62-72
Feb. 21	at Auburn *	L	49-67

Feb. 24	Ole Miss *	W	82-58
Mar. 1	Arkansas +	L	61-79
Mar. 16	Liberty &	W	69-61
Mar. 18	No. 19 Cincinnati =	W	75-56
Mar. 23	Drake \$	W	79-65
Mar. 25	No. 3 Duke %	L	68-77

^ Duke Classic (Durham, NC)
 @ ACC-SEC Beach Ball Classic (Myrtle Beach, SC)
 * Southeastern Conference game
 + SEC Tournament (Nashville, TN)
 & NCAA Tournament First Round (Columbia, SC)
 = NCAA Tournament Second Round (Columbia, SC)
 \$ NCAA Tourney Regional Semi-Finals (Raleigh, NC)
 % NCAA Tourney Regional Finals (Raleigh, NC)

2001-02 Roster: Ines Ajanovic, Cristina Ciocan, Teresa Geter, Shaunzinkis Gortman, Crishna Hill, Linda Höglund, Kelly Morrone, Melanie Murry, Jocelyn Penn, Vania Redd, Tonisha Reese, Shannon Segres, Tatyana Troina, Petra Ujhelyi.



The Gamecocks of 2002-03

2002-03

Head Coach Susan Walvius

Overall Record 23-8

SEC Record: 9-5

NCAA Tournament Participant

Nov. 22	Clemson	W	72-58
Nov. 24	Col. of Charleston	W	83-54
Nov. 28	Oregon ^	W	67-40
Nov. 30	No. 18 Boston College ^	W	54-51
Dec. 3	Georgia Southern	W	75-54
Dec. 4	Wofford	W	99-46
Dec. 16	Middle Tennessee State	W	65-50
Dec. 18	Louisiana-Lafayette	W	60-41
Dec. 20	No. 13 North Carolina @	L	69-78
Dec. 27	at Temple	W	57-39
Dec. 29	Alcorn State	W	96-52
Dec. 31	South Carolina State	W	85-42
Jan. 4	Stetson	W	101-39
Jan. 9	No. 15 Mississippi State *	W	83-79
Jan. 12	at No. 11 Arkansas *	L	58-67
Jan. 16	at No. 17 Vanderbilt *	W	66-57
Jan. 19	Georgia *	L	59-67
Jan. 23	at No. 4 Tennessee *	L	78-97
Jan. 30	Florida *	W	78-64
Feb. 2	at Kentucky *	W	49-46
Feb. 6	No. 4 LSU *	L	66-69
Feb. 9	at Alabama *	W	48-34
Feb. 13	at No. 16 Georgia *	L (2OT)	91-97
Feb. 16	No. 13 Arkansas *	W	83-59
Feb. 23	Auburn *	W	65-54
Feb. 27	Kentucky *	W	97-51
Mar. 2	at Ole Miss	W	91-68
Mar. 6	vs. Ole Miss \$	W	79-64
Mar. 7	vs. No. 11 Mississippi State +	L	75-79
Mar. 23	vs. Tenn.-Chattanooga &	W	68-54

Mar. 25	at No. 16 Penn State =	L	67-77
---------	------------------------	---	-------

^ Paradise Jam Tournament (US Virgin Islands)
 @ ACC/SEC Beach Ball Classic (Myrtle Beach, SC)
 * Southeastern Conference Game
 \$ SEC Tournament
 & NCAA Tournament First Round (State College, Pa.)
 = NCAA Tournament Second Round (State College, Pa.)
2002-03 Roster: Sarah Burgess, Cristina Ciocan, Olga Gritsaeva, Linda Höglund, Koretha Johnson, Kelly Morrone, Jocelyn Penn, Vania Redd, Tonisha Reese, Petra Ujhelyi.

2003-04

Head Coach Susan Walvius

Overall Record 10-18

SEC Record: 1-13

Nov. 21	at Clemson	L	99-103
Nov. 24	Appalachian State	W	82-66
Nov. 26	Mercer	W	99-78
Nov. 29	Florida A&M	W	96-66
Dec. 2	at Stetson	W	94-66
Dec. 5	vs. Southern Utah ^	W	81-79
Dec. 6	at New Mexico ^	W	69-52
Dec. 14	at Charlotte	W	84-67
Dec. 18	Louisiana-Lafayette	W	72-59
Dec. 20	vs. No. 15 North Carolina @	L	53-77
Dec. 30	at Seton Hall	L	46-57
Jan. 3	at No. 6 Minnesota	L	53-67
Jan. 11	at Alabama *	L	71-74
Jan. 15	No. 5 Tennessee *	L	58-86
Jan. 18	Arkansas *	L	52-66
Jan. 22	at Florida *	L	56-61
Jan. 25	Kentucky *	L	61-75
Jan. 28	at Col. of Charleston	W	84-61
Feb. 1	at No. 15 LSU *	L	62-82
Feb. 5	Ole Miss *	L	65-71
Feb. 8	at No. 1 Tennessee *	L	58-72
Feb. 12	Alabama *	W	77-51
Feb. 15	at No. 14 Auburn *	L	58-69
Feb. 19	at Mississippi State *	L	62-72
Feb. 22	No. 18 Georgia *	L	50-73
Feb. 26	at Kentucky *	L	54-71
Feb. 29	No. 24 Vanderbilt *	L	41-62
Mar. 4	vs. No. 20 Georgia +	L	42-73

^ Southwest Airlines Lobo Shootout (Albuquerque, NM)
 @ ACC/SEC Beach Ball Classic (Myrtle Beach, SC)
 * Southeastern Conference Game
 + SEC Tournament

2003-04 Roster: Stacy Booker, Sarah Burgess, Cristina Ciocan, Lea Fabbri, Olga Gritsaeva, Shannel Harris, Angela Hunter, Melanie Johnson, Larissa Kulcsar, Kelly Morrone, Lauren Simms, Iva Sliskovic, Kasia Roszak, Lakesha Tolliver.

2004-05

Head Coach Susan Walvius

Overall Record 8-21

SEC Record: 2-12

Nov. 22	at Washington &	L	53-65
Nov. 15	UNLV &	L	63-66
Nov. 27	Jacksonville	W	79-54
Nov. 30	Charlotte	L	72-78
Dec. 3	Clemson	L (OT)	79-87
Dec. 14	Florida A&M	W	88-55
Dec. 16	NC State	L	48-75
Dec. 18	at Middle Tennessee State	L	56-69
Dec. 20	Birmingham Southern	W	66-40
Dec. 22	South Carolina State	W	85-45
Dec. 29	Coastal Carolina !	W	70-50
Dec. 30	Seton Hall !	L	42-53

- Intro
- Players
- Staff
- Opponents
- Review
- Records
- History

Yearly History

Jan. 2	at Virginia	L	49-66
Jan. 6	Mississippi State *	L	48-55
Jan. 9	at No. 16 Vanderbilt *	L	43-88
Jan. 13	Col. of Charleston	W	67-37
Jan. 16	Florida *	L	57-67
Jan. 20	at Alabama *	L	62-75
Jan. 23	at Arkansas *	L	49-61
Jan. 27	No. 5 Tennessee *	L	53-68
Jan. 30	at Kentucky *	L	50-66
Feb. 6	Auburn *	L	47-56
Feb. 10	at No. 18 Georgia *	L	51-67
Feb. 13	No. 1 LSU *	L	36-66
Feb. 17	at No. 6 Tennessee *	L	44-74
Feb. 20	Alabama *	W	66-57
Feb. 24	Kentucky *	W	60-47
Feb. 27	at Ole Miss *	L	51-57
Mar. 3	Ole Miss ^	L	50-53

& WBCA Classic (Seattle, Wash.)

! Carolina Classic (Columbia, S.C.)

* Southeastern Conference Game

^ SEC Tournament

2004-05 Roster: Stacy Booker, Ilona Burgrova, Lea Fabbri, Olga Gritsaeva, Shannel Harris, Angela Hunter, Melanie Johnson, Ebony Jones, Larissa Kulcsar, Lauren Simms, Iva Sliskovic, Lakesha Tolliver.

Dec. 21	Bethune Cookman	W	87-26
Dec. 29	Western Carolina	W	95-53
Jan. 2	at Clemson	W	77-46
Jan. 4	No. 1 Tennessee *	L	51-66
Jan. 8	at Kentucky *	L	60-72
Jan. 12	at No. 3 LSU *	L	46-79
Jan. 15	No. 23 Vanderbilt *	L	59-67
Jan. 22	at Alabama *	W	67-48
Jan. 26	No. 15 Georgia *	L	65-74
Jan. 29	Arkansas *	W	61-52
Feb. 5	at Mississippi State *	W	51-46
Feb. 9	Kentucky *	L	71-75
Feb. 12	at Florida *	W	81-63
Feb. 16	at Auburn *	W	58-46
Feb. 19	Ole Miss *	W	77-66
Feb. 21	Longwood	W	99-48
Feb. 23	Mississippi State *	W	75-47
Feb. 26	at No. 24 Vanderbilt *	L	71-88
Mar. 2	vs. Auburn &	L	48-64
Mar. 17	at Xavier \$	L (OT)	65-70

^ Junkanoo Jam (Freeport, Bahamas)

* Southeastern Conference Game

& SEC Tournament (Little Rock, Ark.)

\$ Women's NIT

2005-06 Roster: Demetress Adams, Stacy Booker, Ilona Burgrova, Brionna Dickerson, Lea Fabbri, Olga Gritsaeva, Shannel Harris, Angela Hunter, Melanie Johnson, Ebony Jones, Larissa Kulcsar, Lauren Simms, Iva Sliskovic, Lakesha Tolliver.

Nov. 20	Clemson	W	80-48
Nov. 24	Mercer	W	77-30
Nov. 25	Louisiana-Lafayette	L	68-83
Nov. 29	at North Carolina State	L	41-53
Dec. 3	Fordham	W	77-38
Dec. 7	No. 3 Oklahoma	L	51-78
Dec. 20	High Point	W	87-49
Dec. 23	South Carolina State	W	85-42
Dec. 28	Samford	W	64-56
Dec. 30	at UNC-Wilmington	W	75-42
Jan. 1	Winthrop	W	75-30
Jan. 4	at Kentucky*	L	55-59
Jan. 8	at No. 10 Stanford	L	54-69
Jan. 11	No. 14 Vanderbilt*	L	66-67
Jan. 14	Alabama*	W	95-35
Jan. 18	at No. 24 Ole Miss*	L	57-76
Jan. 21	at Mississippi State*	L	73-87
Jan. 25	Florida*	W	79-51
Jan. 28	Kentucky*	W	66-56
Feb. 1	at No. 3 Tennessee*	L	36-72
Feb. 4	No. 7 LSU*	L	46-49
Feb. 8	at Arkansas*	W	74-69
Feb. 11	at No. 9 Georgia*	L	57-81
Feb. 15	Auburn*	W	70-61
Feb. 18	at No. 12 Vanderbilt*	L	65-83
Feb. 25	Mississippi State*	W (OT)	72-66
Mar. 1	vs. Auburn^	W	65-63
Mar. 2	vs. No. 2 Tennessee^	L	63-81
Mar. 18	Hartford%	W	81-40
Mar. 21	Hostra%	L	59-64


* SEC Opponent

^ SEC Tournament (Duluth, Ga.)

% Women's NIT

2006-07 Roster: Demetress Adams, Stacy Booker, Ilona Burgrova, Brionna Dickerson, Lea Fabbri, Shannel Harris, Melanie Johnson, Ebony Jones, Larissa Kulcsar, Lauren Simms, Iva Sliskovic, Lakesha Tolliver, Kellindra Zackery.

Intro
Players
Staff
Opponents
Review
Records
History



The Gamecocks of 2005-06

2005-06


Head Coach Susan Walvius

Overall Record 17-12

SEC Record: 7-7

Women's NIT Participant

Nov. 18	High Point	W	71-35
Nov. 20	Winthrop	W	73-42
Nov. 25	vs. No. 18 Texas ^	L	55-59
Nov. 26	vs. No. 19 Purdue ^	L	48-56
Nov. 29	Georgia Southern	L	66-73
Dec. 13	No. 14 Minnesota	W	79-61
Dec. 15	Ohio	W	77-49
Dec. 17	South Carolina State	W	75-40
Dec. 19	Savannah State	W	94-37



The Gamecocks of 2006-07

2006-07

Head Coach Susan Walvius

Overall Record 18-15

SEC Record: 6-8

Women's NIT Third Round

Nov. 12	East Tennessee State	W	78-53
Nov. 14	at Penn State	L	57-68
Nov. 17	North Carolina A&T	W	117-63

Year-by-Year Coaching Records

Year	Coach	Won	Lost	Pct.	Conference Record (Finish)	Postseason Finish
1974-75	Pam Backhaus	18	12	.600	--	
1975-76	Frankie Porter	7	15	.318	--	
1976-77	Pam Backhaus	8	18	.308	--	
1977-78	Pam Parsons	24	10	.706	--	IAIA Regionals
1978-79	Pam Parsons	27	10	.730	--	NWIT Champions
1979-80	Pam Parsons	30	6	.833	--	IAIA Final Four
1980-81	Pam Parsons	13	17	.433	--	IAIA Regionals
1981-82	Pam Parsons	*7	0	1.000	--	NCAA Tournament second round
	Terry Kelly	#16	8	.667	--	
1982-83	Terry Kelly	16	12	.571	--	
1983-84	Terry Kelly	18	12	.600	Metro, 7-3 (4th)	
1984-85	Nancy Wilson	18	10	.643	Metro, 8-2 (2nd)	
1985-86	Nancy Wilson	19	11	.633	Metro, 9-1 (1st)	NCAA Tournament first round
1986-87	Nancy Wilson	18	12	.600	Metro, 8-4 (2nd)	
1987-88	Nancy Wilson	23	11	.676	Metro, 10-2 (1st)	NCAA Tournament second round
1988-89	Nancy Wilson	23	7	.767	Metro, 10-2 (T 1st)	NCAA Tournament first round
1989-90	Nancy Wilson	24	9	.727	Metro, 13-1 (1st)	NCAA Tournament Sweet 16
1990-91	Nancy Wilson	22	9	.710	Metro, 12-2 (T 1st)	NCAA Tournament first round
1991-92	Nancy Wilson	13	15	.464	SEC, 2-9 (12th)	
1992-93	Nancy Wilson	17	10	.629	SEC, 5-6 (7th)	
1993-94	Nancy Wilson	14	13	.518	SEC, 2-9 (T 10th)	
1994-95	Nancy Wilson	12	15	.444	SEC, 1-11 (T 10th)	
1995-96	Nancy Wilson	16	12	.571	SEC, 2-9 (T 11th)	
1996-97	Nancy Wilson	12	15	.444	SEC, 1-11 (T 11th)	
1997-98	Susan Walvius	13	15	.464	SEC, 3-11 (11th)	
1998-99	Susan Walvius	11	16	.407	SEC, 0-14 (12th)	
1999-00	Susan Walvius	13	15	.464	SEC, 3-11 (11th)	
2000-01	Susan Walvius	11	17	.611	SEC, 6-8 (T 6th)	
2001-02	Susan Walvius	25	7	.781	SEC, 10-4 (T 2nd)	NCAA Tournament Elite 8
2002-03	Susan Walvius	23	8	.742	SEC, 9-5 (T 6th)	NCAA Tournament second round
2003-04	Susan Walvius	10	18	.357	SEC, 1-13 (12th)	
2004-05	Susan Walvius	8	21	.276	SEC, 2-12 (12th)	
2005-06	Susan Walvius	17	12	.586	SEC, 7-7 (7th)	Women's NIT first round
2006-07	Susan Walvius	18	15	.545	SEC, 6-8 (8th)	Women's NIT third round
TOTALS	33 seasons	564	413	.577		

Note: South Carolina entered the Metro Conference before the 1983-84 season.
The 1991-92 season was South Carolina's first in the SEC.



Pam Backhaus



Frankie Porter



Pam Parsons



Terry Kelly



Nancy Wilson



Susan Walvius

All-Time Coaching Records

Coach	Years	Record	Pct.
Frankie Porter (1976)	1	7-15	.318
Pam Backhaus (1975, 1977)	2	26-30	.464
Pam Parsons* (1977-82)	41/2	101-43	.701
Terry Kelly# (1982-84)	21/2	50-32	.610
Nancy Wilson (1984-97)	13	231-149	.608
Susan Walvius (1997-Present)	10	149-144	.509
Totals:	33	564-413	.577

* Resigned after the first seven games of the 1981-82 season
Was named acting head coach for the remainder of the 1981-82 season



Susan Walvius

Series Records vs. Opponents

	Overall	Home	Away	Neutral	First	Last		Overall	Home	Away	Neutral	First	Last
Opponent	Win-Loss	W/L	W/L	W/L	Mtg	Mtg	Opponent	Win-Loss	W/L	W/L	W/L	Mtg	Mtg
Akron	1-0	0-0	0-0	1-0	2000	2000	Minnesota	3-1	2-0	0-1	1-0	1994	2005
Alabama	10-14	6-5	4-7	0-2	1979	2007	Mississippi	9-14	6-2	2-8	1-4	1979	2007
Alaska-Anchorage	1-0	0-0	0-0	1-0	1988	1988	Mississippi State	9-12	7-3	2-8	0-1	1985	2007
Alcorn State	1-0	1-0	0-0	0-0	2002	2002	Missouri	1-0	0-0	0-0	1-0	2001	2001
Anderson	3-6	1-3	1-2	1-1	1974	1978	Montana State	1-0	0-0	0-0	1-0	2000	2000
Appalachian State	10-4	5-1	4-0	1-3	1975	2003	Montclair State	1-0	0-0	1-0	0-0	1980	1980
Arizona State	1-1	0-0	0-1	1-0	1995	1999	Morehead State	1-0	0-0	0-0	1-0	1979	1979
Arkansas	6-14	5-4	1-8	0-2	1992	2007	Nebraska	0-1	0-0	0-0	0-1	1992	1992
Arkansas State	0-1	0-0	0-0	0-1	1994	1994	Nevada	1-1	0-0	0-0	1-1	1997	1999
Auburn	12-17	7-6	4-9	1-2	1980	2007	New Hampshire	1-0	0-0	0-0	1-0	1997	1997
Austin Peay	1-0	0-0	0-0	1-0	1993	1993	New Mexico	1-0	0-0	1-0	0-0	2003	2003
Benedict	2-0	0-0	1-0	1-0	1978	1978	New Orleans	1-2	1-1	0-1	0-0	1983	1987
Berry	2-0	0-0	1-0	1-0	1978	1986	North Carolina	6-7	2-2	2-2	2-3	1976	2003
Bethune-Cookman	1-0	1-0	0-0	0-0	2005	2005	UNC Asheville	2-0	2-0	0-0	0-0	1986	1998
Birmingham Southern	1-0	1-0	0-0	0-0	2004	2004	UNC Greensboro	2-1	1-0	1-0	0-1	1975	1975
Boston College	1-0	0-0	0-0	1-0	2002	2002	UNC Wilmington	2-0	1-0	1-0	0-0	1998	2006
Bowling Green	1-0	0-0	0-0	1-0	1990	1990	North Carolina A&T	1-0	1-0	0-0	0-0	2006	2006
California	1-0	1-0	0-0	0-0	1979	1979	North Carolina State	8-17	3-6	3-7	2-4	1977	2006
Campbell	3-0	2-0	1-0	0-0	1995	1996	North Greenville	1-1	1-0	0-1	0-0	1976	1977
Central Florida	2-0	2-0	0-0	0-0	1986	1998	Northern Illinois	3-0	1-0	1-0	1-0	1985	1990
Charleston Southern	4-0	3-0	1-0	0-0	1991	2000	Northwestern	2-1	0-0	0-0	2-1	1980	1995
Charlotte	14-5	8-2	6-3	0-0	1983	2004	Notre Dame	2-0	1-0	1-0	0-0	1981	1982
Cheyney St.	1-1	1-0	0-1	0-0	1980	1985	Ohio	3-0	2-0	1-0	0-0	1995	2005
Cincinnati	19-1	10-1	6-0	3-0	1984	2002	Ohio State	1-2	1-0	0-2	0-0	1979	1981
Clafflin	4-2	3-1	1-1	0-0	1974	1979	Oklahoma	0-1	0-1	0-0	0-0	2006	2006
Clemson	21-31	14-10	5-21	2-0	1976	2006	Old Dominion	6-9	5-2	1-4	0-3	1977	1993
Coastal Carolina	7-0	6-0	0-0	1-0	1975	2004	Oregon	2-0	0-0	0-0	2-0	1979	2002
College of Charleston	13-9	8-2	3-4	2-3	1974	2005	Penn State	3-2	1-0	2-2	0-0	1980	2006
Columbia College	2-0	0-0	2-0	0-0	1977	1979	Pepperdine	1-0	0-0	0-0	1-0	1996	1996
Cornell	1-0	0-0	0-0	1-0	1996	1996	Pfeiffer	0-1	0-0	0-0	0-1	1978	1978
Davidson	1-0	1-0	0-0	0-0	1975	1975	Pittsburgh	2-0	1-0	1-0	0-0	1981	1984
DePaul	2-2	2-1	0-1	0-0	1982	1990	Purdue	0-2	0-0	0-0	0-2	2000	2005
Detroit	1-0	0-0	0-0	1-0	1982	1982	Queens	1-0	0-0	0-0	1-0	1979	1979
Dist. of Columbia	1-0	1-0	0-0	0-0	1981	1981	Rhode Island	1-0	0-0	0-0	1-0	1988	1988
Drake	3-0	0-0	1-0	2-0	1979	2002	Rice	1-1	1-0	0-1	0-0	1995	2000
Duke	1-1	0-0	1-0	0-1	2001	2002	Richmond	0-1	0-0	0-0	0-1	1991	1991
Duquesne	1-1	1-0	0-1	0-0	2000	2001	Rutgers	1-1	1-0	0-1	0-0	1982	1983
East Carolina	14-1	5-1	5-0	4-0	1975	1998	Samford	1-0	1-0	0-0	0-0	2006	2006
East Tennessee St.	10-1	7-0	2-1	1-0	1980	2006	San Francisco	0-1	0-0	0-0	0-1	1980	1980
Elon	0-2	0-1	0-0	0-1	1975	1975	Savannah State	1-0	1-0	0-0	0-0	2005	2005
Erskine	1-0	0-0	0-0	1-0	1977	1977	Seton Hall	0-2	0-1	0-1	0-0	2003	2004
Fairleigh Dickinson	1-0	0-0	0-0	1-0	1994	1994	Siena	1-0	0-0	0-0	1-0	1996	1996
Federal City	1-0	1-0	0-0	0-0	1976	1976	USC-Aiken	1-0	0-0	1-0	0-0	1979	1979
Florida	7-14	3-7	4-6	0-1	1979	2007	South Carolina State	21-9	16-5	5-4	0-0	1975	2006
Florida A & M	6-0	5-0	1-0	0-0	1981	2004	Southern California	1-0	0-0	0-0	1-0	1980	1980
Florida Atlantic	1-0	1-0	0-0	0-0	1999	1999	Southern Methodist	2-1	0-0	1-0	1-1	1980	1984
Florida International	1-0	0-0	1-0	0-0	1983	1983	Southern Miss	11-8	6-1	2-4	3-3	1984	1991
Florida State	16-2	6-1	9-0	1-1	1978	1991	Southern Utah	1-0	0-0	0-0	1-0	2003	2003
Fordham	1-0	1-0	0-0	0-0	2006	2006	Stanford	0-1	0-0	0-1	0-0	2007	2007
Francis Marion	11-6	5-1	3-3	3-2	1974	1984	St. Augustine's	1-0	1-0	0-0	0-0	1975	1975
Furman	10-1	7-0	3-1	0-0	1976	2001	St. Joseph's (Pa.)	2-0	0-0	1-0	1-0	1979	1982
George Mason	2-0	1-0	1-0	0-0	1999	2000	St. Peter's	0-1	0-0	0-0	0-1	1992	1992
Georgia	4-26	2-11	1-12	1-3	1976	2007	Stephen F. Austin	1-0	0-0	0-0	1-0	1980	1980
Georgia Southern	17-2	11-2	5-0	1-0	1977	2005	Stetson	4-0	2-0	2-0	0-0	1982	2003
Georgia State	7-0	3-0	2-0	2-0	1977	1994	Syracuse	1-1	1-0	0-1	0-0	2000	2001
Hartford	1-0	1-0	0-0	0-0	2007	2007	Temple	2-0	1-0	1-0	0-0	2001	2002
Harvard	1-0	1-0	0-0	0-0	1997	1997	Tennessee	1-36	1-14	0-16	0-6	1979	2007
Hawaii	3-0	0-0	2-0	1-0	1982	1991	Tennessee-Chattanooga	1-0	0-0	0-0	1-0	2003	2003
High Point	2-1	2-0	0-0	0-1	1978	2006	Tennessee Tech	4-2	2-0	0-1	2-1	1979	1989
Hofstra	0-1	0-1	0-0	0-0	2007	2007	Texas	0-2	0-0	0-1	0-1	1988	2005
Holy Cross	1-1	0-0	1-0	0-1	1988	1992	Texas Pan American	1-0	0-0	0-0	1-0	1998	1998
Indiana	3-1	1-1	2-0	0-0	1983	2000	Texas Tech	1-0	0-0	0-0	1-0	1990	1990
Iowa	1-0	0-0	0-0	1-0	1989	1989	Tulane	12-0	3-0	4-0	5-0	1984	1995
Jacksonville	1-0	1-0	0-0	0-0	2004	2004	UAB	3-0	1-0	1-0	1-0	1983	1992
James Madison	0-2	0-0	0-1	0-1	1975	1975	UCLA	0-1	0-1	0-0	0-0	1981	1981
Kansas State	1-1	0-0	0-0	1-1	1980	1981	UNLV	1-2	0-0	0-1	1-1	1985	2004
Kentucky	15-23	11-6	4-14	0-3	1979	2007	UTEP	1-0	0-0	0-0	1-0	1997	1997
Lander	2-0	2-0	0-0	0-0	1974	1975	Valparaiso	1-0	0-0	0-0	1-0	1994	1994
Liberty	1-0	1-0	0-0	0-0	2002	2002	Valdosta State	1-1	1-0	0-1	0-0	1979	1980
Longwood	1-0	1-0	0-0	0-0	2006	2006	Vanderbilt	5-18	4-6	1-10	0-2	1991	2007
Louisiana Lafayette	3-1	3-1	0-0	0-0	2001	2006	Virginia	1-3	0-1	1-2	0-0	1981	2005
Louisiana Tech	1-3	0-1	0-1	1-1	1980	1983	Virginia Commonwealth	2-1	1-1	1-0	0-0	1991	1997
Louisville	16-4	8-2	7-1	1-1	1980	1991	Virginia Tech	15-6	8-1	5-4	2-1	1979	1991
Loyola (Md.)	0-1	0-0	0-0	0-1	1996	1996	Voorhees	5-0	3-0	2-0	0-0	1975	1977
LSU	3-16	1-8	1-8	1-0	1992	2007	Wake Forest	1-0	0-0	0-0	1-0	1995	1995
Maine	1-0	0-0	0-0	1-0	1991	1991	Washington	0-2	0-0	0-1	0-1	1990	2004
Marist	1-0	0-0	0-0	1-0	1995	1995	Western Carolina	4-0	3-0	1-0	0-0	1983	2005
Marshall	3-1	2-0	1-1	0-0	1983	1988	Western Kentucky	1-0	0-0	0-0	1-0	1988	1988
Maryland	0-1	0-0	0-0	0-1	1997	1997	Wheeling	1-0	1-0	0-0	0-0	1979	1979
Memphis	16-5	10-1	4-3	2-1	1978	1993	William Penn	1-0	0-0	0-0	1-0	1981	1981
Mercer	6-2	3-2	3-0	0-0	1975	2006	Winthrop	6-5	5-1	1-2	0-2	1975	2006
Miami (Fla.)	2-0	0-0	1-0	1-0	1983	1993	Wisconsin-Milwaukee	1-0	0-0	0-0	1-0	1998	1998
Michigan	3-0	1-0	1-0	1-0	1980	1995	Wofford	6-0	5-0	1-0	0-0	1996	2002
Middle Tennessee St.	1-2	1-0	0-1	0-1	1986	2004	Wright State	1-0	0-0	0-0	1-0	1989	1989
							Xavier	0-1	0-0	0-1	0-0	2006	2006
							Yale	1-0	0-0	0-0	1-0	1992	1992

America East 3-0	Big Ten 16-9	Mid-Continent 2-0	Vanderbilt..... 5-18
Hartford..... 1-0	Indiana..... 3-1	Southern Utah..... 1-0	Southern 64-19
Maine..... 1-0	Iowa..... 1-0	Valparaiso..... 1-0	Appalachian State..... 10-4
New Hampshire..... 1-0	Michigan..... 3-0	Mid-Eastern Athletic 29-9	College of Charleston..... 13-9
Atlantic Coast 72-68	Minnesota..... 3-1	Bethune-Cookman..... 1-0	Davidson..... 1-0
Boston College..... 1-0	Northwestern..... 2-1	Florida A&M..... 6-0	Elon..... 0-2
Clemson..... 21-31	Ohio State..... 1-2	North Carolina A&T..... 1-0	Furman..... 10-1
Duke..... 1-1	Penn State..... 3-2	South Carolina State..... 21-9	Georgia Southern..... 17-2
Florida State..... 16-2	Purdue..... 0-2	Mid South 1-1	UNC Greensboro..... 2-1
Maryland..... 0-1	Big West 1-1	North Greenville..... 1-1	Tennessee-Chattanooga..... 1-0
Miami (Fla.)..... 2-0	Nevada..... 1-1	Metro Atlantic Athletic 2-2	Western Carolina..... 4-0
North Carolina..... 6-7	Carolinas-Virginia Athletic 0-1	St. Peter's..... 0-1	Wofford..... 6-0
North Carolina State..... 8-17	Pfeiffer..... 0-1	Siena College..... 1-0	Southern Inter. Athletic 2-0
Virginia..... 1-3	Central Interc. Ath. Assn. ... 1-0	Loyola (Md.)..... 0-1	Benedict College..... 2-0
Virginia Tech..... 15-6	St. Augustine's..... 1-0	Marist..... 1-0	Southland 1-0
Wake Forest..... 1-0	Colonial Athletic 19-13	Missouri Valley 3-0	Stephen F. Austin..... 1-0
Atlantic Sun 25-3	George Mason..... 2-0	Drake..... 3-0	Sun Belt 7-6
Campbell..... 3-0	Georgia State..... 7-0	Mountain West 2-2	Arkansas State..... 0-1
East Tennessee State..... 10-1	Hofstra..... 0-1	New Mexico..... 1-0	Florida International..... 1-0
Florida Atlantic..... 1-0	James Madison..... 0-2	UNLV..... 1-2	Louisiana-Lafayette..... 3-1
Jacksonville..... 1-0	UNC Wilmington..... 2-0	Northeast 1-0	Middle Tennessee State..... 1-2
Mercer..... 6-2	Old Dominion..... 6-9	Fairleigh Dickinson..... 1-0	New Orleans..... 1-2
Stetson..... 4-0	Virginia Commonwealth..... 2-1	Ohio Valley 7-2	Western Kentucky..... 1-0
Atlantic 10 21-8	Conference USA 65-17	Austin Peay..... 1-0	Southwestern Athletic 1-0
Charlotte..... 14-5	Central Florida..... 2-0	Morehead State..... 1-0	Alcorn State..... 1-0
Duquesne..... 1-1	East Carolina..... 14-1	Samford..... 1-0	West Coast 1-1
Fordham..... 1-0	Marshall..... 3-1	Tennessee Tech..... 4-2	Pepperdine..... 1-0
Rhode Island..... 1-0	Memphis..... 16-5	Pac-10 5-5	San Francisco..... 0-1
Richmond..... 0-1	Rice..... 1-1	Arizona State..... 1-1	Western Athletic 4-3
St. Joseph's..... 2-0	Southern Methodist..... 2-1	California..... 1-0	Hawaii..... 3-0
Temple..... 2-0	Southern Miss..... 11-8	Oregon..... 2-0	Louisiana Tech..... 1-3
Xavier..... 0-1	Tulane..... 12-0	Southern California..... 1-0	Independent 7-0
Big 12 3-5	UAB..... 3-0	Stanford..... 0-1	District of Columbia..... 1-0
Kansas State..... 1-1	UTEP..... 1-0	UCLA..... 0-1	Erskine..... 1-0
Missouri..... 1-0	ECAC 2-1	Washington..... 0-2	Federal City..... 1-0
Nebraska..... 0-1	Cheyney State..... 1-1	Pacific West 1-0	Longwood..... 1-0
Oklahoma..... 0-1	Montclair State..... 1-0	Alaska-Anchorage..... 1-0	Queens..... 1-0
Texas..... 0-2	Gulf South 1-1	Patriot League 1-1	Savannah State..... 1-0
Texas Tech..... 1-0	Valdosta State..... 1-1	Holy Cross..... 1-1	Texas Pan American..... 1-0
Big East 43-11	Horizon League 3-0	Peach Belt 12-6	Division II 2-0
Cincinnati..... 19-1	Detroit..... 1-0	Francis Marion..... 11-6	Lander..... 2-0
DePaul..... 2-2	Wisconsin-Milwaukee..... 1-0	USC Aiken..... 1-0	NAIA 17-8
Louisville..... 16-4	Wright State..... 1-0	Southeastern 81-204	Anderson..... 3-6
Notre Dame..... 2-0	Midwest Classic 1-0	Alabama..... 10-14	Berry..... 2-0
Pittsburgh..... 2-0	William Penn..... 1-0	Arkansas..... 6-14	Claffin..... 4-2
Rutgers..... 1-1	Ivy League 3-0	Auburn..... 12-17	Columbia College..... 2-0
Seton Hall..... 0-2	Cornell..... 1-0	Florida..... 7-14	Voorhees..... 5-0
Syracuse..... 1-1	Harvard..... 1-0	Georgia..... 4-26	Wheeling..... 1-0
Big South 23-6	Yale..... 1-0	Kentucky..... 15-23	
Birmingham Southern..... 1-0	Mid-American 8-0	LSU..... 3-16	
Charleston Southern..... 4-0	Akron..... 1-0	Mississippi..... 9-14	
Coastal Carolina..... 7-0	Bowling Green..... 1-0	Mississippi State..... 9-12	
High Point..... 2-1	Ohio..... 3-0	Tennessee..... 1-36	
Liberty..... 1-0	Northern Illinois..... 3-0		
UNC Asheville..... 2-0			
Winthrop..... 6-5			
Big Sky 1-0			
Montana State..... 1-0			

Intro
Players
Staff
Opponents
Review
Records
History

11/28/01	L	63-71	A	Duke	1-1	1/28/01	L	53-91	A	1/29/77	W	111-68	H												
11/22/02	W	72-58	H	11/25/01	W	87-81 (OT)	A	2/03/02	W	69-59	A	3/02/87	W	81-63	H										
11/21/03	L	99-103 (OT)	A	3/25/02	L	68-77	N	1/30/03	W	78-64	H	2/18/88	W	83-64	A										
12/3/04	L	79-87 (OT)	H	Duquesne	1-1	1/22/04	L	56-61	A	1/22/92	W	60-53	H	1/20/93	W	56-49	A								
1/2/06	W	77-46	A	12/10/00	L	65-67	A	1/16/05	L	57-67	H	2/02/94	W	77-74	H	1/25/95	L	84-101	A						
11/20/06	W	80-48	H	11/30/01	W	75-61	H	2/12/06	W	81-63	A	11/27/95	W	92-54	H	11/23/97	W	84-57	H						
Coastal Carolina	7-0	East Carolina	14-1	Florida A&M	6-0	2/04/81	W	100-51	H	11/13/98	W	78-51	A	George Mason	2-0	1/20/99	W	73-70	A						
2/28/75	W	66-47	H	2/15/75	L	64-74	H	11/22/99	W	73-51	H	12/30/01	W	82-29	H	1/02/00	W	62-48	H						
1/05/91	W	86-51	N	2/18/77	W	74-44	N	12/30/03	W	82-29	H	11/29/03	W	96-66	H	Georgia	4-26	2/13/76	L	60-62	N				
2/22/95	W	89-53	H	3/11/78	W	77-70	N	12/14/04	W	88-55	H	12/15/99	W	98-60	H	2/09/78	W	71-49	N	1/30/82	L	75-82	A		
1/16/96	W	92-39	H	12/11/78	W	86-64	A	Florida Atlantic	1-0	Florida International	1-0	2/27/83	W	87-73	A	1/22/83	L	72-74	H	1/22/86	L	70-93	A		
12/19/99	W	67-57	H	1/26/80	W	97-54	H	Florida State	16-2	2/12/78	W	115-52	N	1/02/87	L	56-69	H	1/02/87	L	56-69	H	2/03/88	L	60-82	A
12/18/01	W	94-34	H	2/27/82	W	86-81	A	11/29/79	W	93-68	A	1/12/89	L	73-82	H	12/30/89	L	64-76	N	2/15/90	L	57-72	A		
12/29/04	W	70-50	H	3/14/82	W	79-54	N	1/29/81	W	69-57	A	12/11/90	L	56-74	H	1/18/92	L	62-63	A	1/16/93	W	77-57	H		
College of Charleston	3-9	East Tennessee St.	10-1	1/28/84	W	67-51	H	1/27/82	W	82-81	A	1/18/92	L	62-63	A	1/29/94	L	76-80	A	1/29/95	L	58-80	H		
12/06/74	W	86-74	H	2/25/84	W	64-55	A	2/06/84	W	69-62	H	2/16/87	W	64-61	H	2/11/96	L	79-61	A	2/01/97	L	35-78	H		
2/12/75	L	55-59	A	12/15/84	W	68-54	H	1/19/85	W	70-61	A	1/25/88	W	85-55	A	2/04/98	L	61-80	A	2/04/98	L	61-80	A		
1/26/76	L	93-116	N	1/02/85	W	83-61	A	1/02/86	W	81-57	H	2/22/88	W	96-86	H	2/03/99	L	58-62	H	2/10/00	L	61-84	A		
1976	L	56-65	A	11/28/86	W	61-55	N	1/19/87	W	63-56	A	1/23/89	W	99-82	H	2/10/01	L	61-84	A	2/08/01	L	55-92	H		
1976	L	70-74	H	1/04/88	W	71-53	H	2/16/87	W	64-61	H	2/20/89	W	76-68	A	2/08/01	L	55-92	H	1/10/02	W	71-64	A		
1/11/77	L	68-94	A	1/27/89	W	84-59	A	1/25/88	W	85-55	A	1/22/90	W	75-72	H	1/26/06	L	65-74	H	2/07/02	W	64-59	H		
2/26/77	L	61-80	H	1/19/98	W	67-60	H	2/22/88	W	96-86	H	3/01/90	W	75-59	A	1/19/03	L	59-67	H	2/13/03	L	91-97 (OT)	A		
12/22/77	L	61-62	N	Elon	0-2	2/05/75	L	79-90	H	1/27/82	W	82-81	A	2/10/02	W	71-64	A	2/22/04	L	50-73	H	3/04/04	L	42-73	N
2/06/78	W	82-69	A	2/05/75	L	79-90	H	2/06/84	W	69-62	H	1/10/92	L	62-63	A	1/29/95	L	58-80	H	2/10/05	L	51-67	A		
2/11/78	L	63-68	N	3/06/75	L	77-82	N	1/19/85	W	70-61	A	1/16/93	W	77-57	H	2/11/96	L	79-61	A	1/26/06	L	65-74	H		
2/18/78	W	69-64	H	Erskine	1-0	Fairleigh Dickinson	1-0	1/19/85	W	70-61	A	1/29/94	L	76-80	A	2/11/96	L	79-61	A	2/10/07	L	57-81	A		
2/25/78	W	85-81	N	3/03/77	W	73-71	N	1/02/86	W	81-57	H	1/29/95	L	58-80	H	2/01/97	L	35-78	H	Georgia Southern	17-2	12/3/77	W	74-59	A
3/4/78	W	84-80	N	Fordham	1-0	Federal City	1-0	1/02/86	W	81-57	H	2/03/99	L	58-62	H	2/04/98	L	61-80	A	1/25/78	W	87-65	H		
12/15/78	W	79-63	H	12/3/06	W	77-38	H	1/19/87	W	63-56	A	2/10/00	L	61-84	A	2/03/99	L	58-62	H	12/09/78	W	113-51	H		
2/07/79	W	73-51	A	Francis Marion	11-6	Erskine	1-0	2/16/87	W	64-61	H	2/10/01	L	61-84	A	2/10/05	L	51-67	A	11/28/79	W	72-69	A		
12/07/91	L	63-66	A	12/07/74	W	86-54	H	1/25/88	W	85-55	A	2/08/01	L	55-92	H	1/26/06	L	65-74	H	12/03/80	L	91-51	H		
12/01/92	W	72-78	H	1/10/75	W	75-51	A	2/22/88	W	96-86	H	1/10/02	W	71-64	A	1/26/06	L	65-74	H	2/01/82	W	84-64	H		
1/03/94	W	106-72	H	1/14/75	W	62-50	N	1/23/89	W	99-82	H	1/10/02	W	71-64	A	1/26/06	L	65-74	H	2/01/84	W	83-61	H		
12/20/96	W	74-54	H	1/22/75	W	70-63	H	2/20/89	W	76-68	A	2/07/02	W	64-59	H	1/19/03	L	59-67	H	2/04/85	W	81-61	A		
11/24/02	W	83-54	H	1/28/76	L	77-78	A	1/22/90	W	75-72	H	1/19/03	L	59-67	H	2/13/03	L	91-97 (OT)	A	11/29/86	W	68-51	N		
1/28/04	W	84-61	A	2/18/76	L	74-91	N	3/01/90	W	75-59	A	2/10/05	L	51-67	A	2/22/04	L	50-73	H	12/08/86	W	64-60	H		
1/13/05	W	67-37	H	1976	W	79-65	N	1/21/91	L	60-69	H	1/26/06	L	65-74	H	2/22/04	L	50-73	H	12/19/87	W	76-72	A		
Columbia College	2-0	Erskine	1-0	2/04/91	W	92-91	A	2/04/91	W	92-91	A	2/10/07	L	57-81	A	2/22/04	L	50-73	H	12/12/88	W	89-68	H		
1/24/77	W	87-61	A	3/06/91	L	53-54	N	2/04/91	W	92-91	A	2/11/07	L	57-81	A	2/22/04	L	50-73	H	12/01/90	W	82-52	H		
1978	W	119-70	A	Fordham	1-0	Erskine	1-0	2/04/91	W	92-91	A	2/11/07	L	57-81	A	2/22/04	L	50-73	H	2/04/92	W	67-24	H		
Cornell	1-0	Fordham	1-0	12/3/06	W	77-38	H	3/06/91	L	53-54	N	2/11/07	L	57-81	A	2/22/04	L	50-73	H	12/06/93	W	89-86	H		
12/30/96	W	60-56	N	Francis Marion	11-6	Erskine	1-0	3/06/91	L	53-54	N	2/11/07	L	57-81	A	2/22/04	L	50-73	H	1/10/95	W	79-74	A		
Davidson	1-0	Francis Marion	11-6	12/07/74	W	86-54	H	3/06/91	L	53-54	N	2/11/07	L	57-81	A	2/22/04	L	50-73	H	12/18/99	W	80-59	H		
2/06/75	W	75-48	H	1/10/75	W	75-51	A	3/06/91	L	53-54	N	2/11/07	L	57-81	A	2/22/04	L	50-73	H	12/3/02	W	75-54	H		
DePaul	2-2	Francis Marion	11-6	1/14/75	W	62-50	N	3/06/91	L	53-54	N	2/11/07	L	57-81	A	2/22/04	L	50-73	H						
1/13/82	L	72-80	A	1/22/75	W	70-63	H	3/06/91	L	53-54	N	2/11/07	L	57-81	A	2/22/04	L	50-73	H						
3/02/83	W	79-58	H	1/28/76	L	77-78	A	3/06/91	L	53-54	N	2/11/07	L	57-81	A	2/22/04	L	50-73	H						
12/05/89	L	58-63	H	2/18/76	L	74-91	N	3/06/91	L	53-54	N	2/11/07	L	57-81	A	2/22/04	L	50-73	H						
3/01/89	W	85-56	H	1976	W	79-65	N	3/06/91	L	53-54	N	2/11/07	L	57-81	A	2/22/04	L	50-73	H						
Detroit	1-0	Francis Marion	11-6	1/12/77	L	58-74	H	3/06/91	L	53-54	N	2/11/07	L	57-81	A	2/22/04	L	50-73	H						
12/03/82	W	75-47	N	1/12/77	L	58-74	H	3/06/91	L	53-54	N	2/11/07	L	57-81	A	2/22/04	L	50-73	H						
District of Columbia	1-0	Francis Marion	11-6	2/21/77	L	85-92	A	3/06/91	L	53-54	N	2/11/07	L	57-81	A	2/22/04	L	50-73	H						
2/23/81	W	97-63	H	3/04/77	L	61-65	N	3/06/91	L	53-54	N	2/11/07	L	57-81	A	2/22/04	L	50-73	H						
Drake	3-0	Francis Marion	11-6	1/28/78	W	64-57	H	3/06/91	L	53-54	N	2/11/07	L	57-81	A	2/22/04	L	50-73	H						
3/17/79	W	74-71	N	2/13/78	W	75-73	A	3/06/91	L	53-54	N	2/11/07	L	57-81	A	2/22/04	L	50-73	H						
11/27/87	W	78-49	N	2/24/78	W	68-64	N	3/06/91	L	53-54	N	2/11/07	L	57-81	A	2/22/04	L	50-73	H						
3/23/02	W	79-65	A	1/17/79	W	69-58	H	3/06/91	L	53-54	N	2/11/07	L	57-81	A	2/22/04	L	50-73	H						
				2/05/79	W	69-62	A	3/06/91	L	53-54	N	2/11/07	L	57-81	A	2/22/04	L	50-73	H						
				2/07/83	W	95-89	H	3/06/91	L	53-54	N	2/11/07	L	57-81	A	2/22/04	L	50-73	H						
				2/20/84	L	72-73	A	3/06/91	L	53-54	N	2/11/07	L	57-81	A	2/22/04	L	50-73	H						
				Furman	10-1	Furman	10-1	3/06/91	L	53-54	N	2/11/07	L	57-81	A	2/22/04	L	50-73	H						
				1/31/76	W	79-59	A	3/06/91	L	53-54	N	2/11/07	L	57-81	A	2/22/04	L	50-73	H						

-

Series History vs. Opponents

Intro	Players	Staff	Opponents	Review	Records	History									
11/29/05	L	66-73	H	1/08/94	L	63-82	H	2/12/90	W	74-64	A	1/25/93	W	73-68	A
Georgia State			7-0	3/04/94	L	80-83	N	3/09/90	W	80-60	N	Mercer			6-2
12/17/77	W	96-69	H	1/07/95	L	67-85	A	1/12/91	W	75-67	H	1/11/75	L	63-81	H
2/04/78	W	60-45	A	1/24/96	W	66-53	A	2/09/91	W	66-62	H	12/15/77	W	74-64	A
2/17/82	W	77-47	H	2/24/96	W	76-65	H	11/29/91	L	47-74	N	12/21/77	W	76-51	A
1/29/83	W	85-68	A	1/29/97	W	68-59	H	Loyola (Md.)			0-1	1/15/81	L	82-54	H
2/28/87	W	96-66	H	2/22/97	L	52-76	A	12/29/96	L	65-86	N	1/05/82	W	56-50	A
12/19/91	W	57-56	N	2/08/98	L	73-87	A	LSU			3-16	1/21/83	W	92-70	H
12/29/93	W	79-47	N	2/21/98	W	67-65	H	1/04/92	L	57-62	A	11/26/03	W	99-78	H
Hartford			1-0	2/11/99	L	76-78	H	1/02/93	W	66-56	H	11/24/06	W	77-30	H
3/18/07	W	81-40	H	2/21/99	L	65-93	A	1/15/94	W	90-82	A	Miami (Fla.)			2-0
Harvard			1-0	2/13/00	L	73-71	A	1/14/95	L	78-90	H	2/28/83	W	66-56	A
12/19/97	W	72-69	H	2/20/00	W	64-51	H	2/17/96	L	62-78	H	11/28/93	W	71-68	N
Hawaii			3-0	2/11/01	W	70-62	H	2/15/97	L	66-73	A	Michigan			3-0
12/03/81	W	89-52	A	2/10/02	W	74-73	A	12/4/97	L	56-75	A	2/08/80	W	84-50	N
12/04/81	W	74-46	A	2/02/03	W	49-46	A	2/14/98	L	67-86	H	12/01/94	W	82-78	H
11/25/90	W	81-61	N	2/27/03	W	97-51	H	2/26/98	W	76-61	N	12/01/95	W	78-69	A
High Point			2-1	1/25/04	L	61-75	H	2/14/99	L	63-80	A	Middle Tennessee State			1-2
12/22/78	L	68-69	N	2/26/04	L	54-71	A	2/27/00	L	70-55	A	3/05/86	L	77-78	N
11/18/05	W	71-35	H	1/30/05	L	50-66	A	2/25/01	L	72-83	H	12/16/02	W	65-50	H
12/20/06	W	87-49	H	2/24/05	W	60-47	H	2/17/02	L	62-72	A	12/18/04	L	56-69	A
Hofstra			0-1	1/8/06	L	60-72	A	2/06/03	L	66-69	H	Minnesota			3-1
3/21/07	L	59-64	H	2/9/06	L	71-75	H	2/01/04	L	62-82	A	11/27/94	W	78-75	N
Holy Cross			1-1	1/4/07	L	55-59	A	2/13/05	L	36-66	H	11/29/95	W	73-35	H
11/27/88	W	80-75	A	1/28/07	W	66-56	H	1/12/06	L	46-79	A	1/3/04	L	53-63	A
12/28/92	L	66-74	N	Lander			2-0	2/4/07	L	46-49	H	12/13/05	W	79-61	H
Indiana			3-1	12/11/74	W	80-61	H	Maine			1-0	Mississippi			9-14
12/29/83	W	83-76	H	1/20/75	W	94-38	H	11/30/91	W	56-53	N	11/25/78	L	76-84	N
11/30/84	W	74-67	A	Liberty			1-0	Marist			1-0	12/12/79	W	68-52	A
11/24/99	W	95-79	A	3/16/02	W	69-61	H	12/18/95	W	95-40	N	2/14/81	W	87-70	H
11/22/00	L	58-69	H	Longwood			1-0	Marshall			3-1	1/25/92	L	67-69	H
Iowa			1-0	2/21/06	W	99-48	H	1/08/83	W	87-62	H	1/23/93	L	57-81	A
12/29/89	W	82-76	N	Louisiana-Lafayette			3-1	1/15/84	L	80-89	A	3/05/93	L	57-59	N
Jacksonville			1-0	11/18/01	W	72-61	H	1/07/87	W	66-57	H	1/11/94	L	53-78	H
11/27/04	W	79-54	H	12/18/02	W	60-41	H	3/07/88	W	70-58	A	2/04/95	L	58-91	A
James Madison			0-2	12/18/03	W	72-59	H	Maryland			0-1	1/28/96	W	69-66	H
3/07/75	L	61-71	A	11/25/06	L	68-83	H	12/29/97	L	60-74	N	1/25/97	L	55-67	A
2/11/77	L	54-73	N	Louisiana Tech			1-3	Memphis			16-5	1/31/98	W	79-72	H
Kansas State			1-1	3/23/80	W	77-69	N	3/10/78	W	82-80	N	1/31/99	L	56-68	A
12/20/80	L	82-62	N	3/09/80	L	70-97	N	2/10/78	W	76-73	A	2/06/00	W	75-58	H
11/29/81	W	81-65	N	1/08/82	L	58-71	H	2/19/81	W	76-73	A	2/04/01	L	53-69	A
Kentucky			15-23	1/15/83	L	54-94	A	2/10/82	W	92-67	H	3/01/01	L	68-75	N
1/10/79	W	66-41	A	Louisville			16-4	1/10/83	L	67-79	A	2/24/02	W	82-58	H
1/03/80	W	84-61	H	1/17/80	W	98-43	H	2/14/84	W	75-59	H	3/02/03	W	91-68	A
1/24/81	L	65-70	A	1/27/80	W	80-62	A	3/06/84	L	60-64	N	2/05/04	L	65-71	A
3/14/81	L	69-87	N	2/04/84	L	63-66	H	1/30/85	L	54-57	A	2/27/05	L	51-57	A
2/13/82	W	91-81	H	2/22/84	L	74-79	A	1/04/86	W	69-62	H	3/3/05	L	50-53	N
3/19/82	L	69-73	N	1/25/85	W	73-72	A	1/24/87	W	78-68	A	2/19/06	W	77-66	H
2/02/83	L	77-89	A	2/07/85	W	90-73	H	2/14/87	L	66-70	H	1/18/07	L	57-76	A
12/10/83	L	69-77	H	1/27/86	W	83-77	H	1/18/88	W	80-62	H	Mississippi State			9-12
12/01/84	L	62-75	A	2/08/86	W	80-67	A	2/15/88	L	69-84	A	12/29/84	W	84-60	H
12/03/91	L	63-75	H	1/12/87	L	68-69	H	3/12/88	W	81-70	N	1/15/86	L	51-57	A
12/09/92	L	55-76	A	2/09/87	W	52-51	A	1/07/89	W	97-72	H	2/22/92	L	42-58	A
				1/13/88	W	57-55	A	2/04/89	W	81-53	A	1/07/93	W	72-61	H
				2/06/88	W	55-45	H	1/27/90	W	79-65	H	12/08/93	L	83-97	A
				1/14/89	W	81-74	A	2/17/90	W	90-55	H	12/06/94	W	63-56	H
				2/18/89	W	89-59	H	1/03/91	W	80-69	H	1/03/96	L	61-62	A
				1/15/90	W	65-52	H	2/18/91	W	96-49	H	1/02/97	L	71-81	H
								2/26/92	W	61-50	H				

1/11/98 L 62-70 A	<i>UNC Wilmington</i> 2-0	<i>Old Dominion</i> 6-9	<i>Savannah State</i> 1-0
1/10/99 L 66-69 H	11/25/98 W 82-62 H	2/10/77 L 44-63 N	12/19/05 W 94-37 H
1/17/00 L 86-73 A	12/30/06 W 75-42 A	2/19/79 W 73-49 H	<i>Seton Hall</i> 0-2
2/15/01 W 76-59 H	<i>North Carolina A&T</i> 1-0	2/13/80 L 56-81 A	12/30/03 L 46-57 A
1/06/02 W 79-64 A	11/17/06 W 117-63 H	2/12/81 W 74-64 H	12/30/04 L 42-53 H
1/09/03 W 83-79 H	<i>North Carolina State</i> 8-17	3/13/81 L 71-73 N	<i>Siena</i> 1-0
3/07/03 L 75-79 N	12/20/77 L 73-75 N	2/25/82 L 63-84 A	12/01/96 W 82-62 N
2/19/04 L 62-72 A	1/21/78 L 65-83 A	3/05/83 L 60-72 H	<i>USC Aiken</i> 1-0
1/6/05 L 48-55 H	3/09/78 L 52-77 N	1/16/85 L 72-79 A	2/24/79 W 91-42 A
2/5/06 W 51-46 A	1/04/79 L 60-68 A	2/12/86 W 65-57 H	<i>South Carolina State</i> 21-9
2/23/06 W 75-47 H	2/17/79 W 79-66 H	1/14/87 L 51-77 A	1/16/75 L 48-49 H
1/21/07 L 73-87 A	3/10/79 L 64-67 N	1/19/89 L 66-67 H	2/10/75 W 65-57 A
2/25/07 W 72-66 (OT) H	1/14/80 W 78-67 A	1/20/90 W 75-54 H	3/01/75 L 55-66 H
<i>Missouri</i> 1-0	2/26/80 W 76-62 H	1/30/92 W 64-51 H	12/2/75 L 64-70 A
11/24/01 W 72-60 N	3/08/80 W 68-55 N	1/12/93 W 67-65 A	1/14/76 L 67-79 H
<i>Montana State</i> 1-0	1/06/81 L 78-57 H	11/27/93 L 69-79 N	1976 W 75-72 H
11/24/00 W 63-52 N	3/06/82 W 71-70 A	<i>Oregon</i> 2-0	1/20/77 L 78-89 H
<i>Montclair State</i> 1-0	12/11/82 W 81-76 H	3/16/79 W 84-63 N	1/26/77 L 58-65 A
1/07/80 W 77-64 A	12/07/83 L 74-80 A	11/28/02 W 67-40 N	12/07/77 L 64-68 H
<i>Morehead State</i> 1-0	12/02/85 L 55-66 H	<i>Penn State</i> 3-2	1/30/78 L 59-67 A
3/08/79 W 70-64 N	12/04/86 L 42-63 A	2/09/80 W 71-70 A	12/04/78 W 90-62 H
<i>Nebraska</i> 0-1	1/02/88 L 68-71 H	2/15/82 W 77-76 A	12/03/79 W 66-52 H
12/04/92 L 51-63 N	2/15/89 W 67-62 A	1/18/83 W 66-63 H	2/21/80 L 74-85 A
<i>Nevada</i> 1-1	1/31/90 L 65-90 H	3/25/03 L 67-77 A	11/29/83 W 69-58 H
11/29/97 L 63-72 N	11/24/90 L 58-62 N	11/14/06 L 57-68 A	11/28/84 W 59-50 A
12/03/99 W 63-58 N	1/31/91 L 59-72 A	<i>Pepperdine</i> 1-0	11/22/85 W 68-53 H
<i>New Hampshire</i> 1-0	12/03/94 W 84-71 N	11/30/96 W 76-72 N	12/14/88 W 110-58 H
12/30/97 W 75-70 N	12/30/99 L 69-55 H	<i>Pfeiffer</i> 0-1	1/12/90 W 94-50 A
<i>New Mexico</i> 1-0	12/04/00 L 48-55 A	12/21/78 L 81-84 N	2/19/92 W 72-55 H
12/6/03 W 69-52 A	12/16/04 L 48-75 H	<i>Pittsburgh</i> 2-0	1/04/93 W 81-63 H
<i>New Orleans</i> 1-2	11/29/06 L 41-53 A	12/19/81 W 73-60 A	2/25/93 W 58-55 A
2/10/83 W 77-67 H	<i>North Greenville</i> 1-1	1/21/84 W 78-68 H	11/30/93 W 90-50 H
1/08/86 L 73-79 A	12/11/76 L 64-71 A	<i>Purdue</i> 0-2	1/20/94 W 99-73 A
1/22/87 L 53-54 H	2/02/77 W 77-70 H	11/26/00 L 53-68 N	12/06/97 W 88-65 H
<i>North Carolina</i> 6-7	<i>Northern Illinois</i> 3-0	11/26/05 L 48-56 N	12/22/98 W 98-61 H
1/24/76 L 65-75 H	12/29/85 W 86-66 H	<i>Queens College</i> 1-0	12/22/99 W 100-55 H
1/20/79 W 69-60 A	12/03/87 W 83-71 A	1/27/79 W 103-55 N	12/31/02 W 85-42 H
2/16/80 W 94-62 H	12/03/89 W 87-84 N	<i>Rhode Island</i> 1-0	12/22/04 W 85-45 H
3/09/81 W 83-77 A	<i>Northwestern</i> 2-1	11/26/88 W 92-55 N	12/17/05 W 75-40 H
12/14/85 L 71-72 A	3/15/80 W 64-61 N	<i>Rice</i> 1-1	12/23/06 W 85-42 H
1/28/87 L 46-67 H	3/17/90 W 76-67 N	2/13/95 W 87-71 H	<i>Southern California</i> 1-0
12/12/87 L 73-77 A	11/25/95 L 78-82 N	11/10/00 L 56-61 A	3/12/80 W 70-60 N
1/04/89 W 98-71 H	<i>Notre Dame</i> 2-0	<i>Richmond</i> 0-1	<i>Southern Methodist</i> 2-1
1/06/91 W 76-69 N	1/31/81 W 124-48 A	12/29/91 L 55-65 N	12/08/80 L 97-38 N
12/21/00 L 68-74 N	2/20/82 W 76-54 H	<i>Rutgers</i> 1-1	1/13/83 W 81-62 A
12/20/01 W 85-53 N	<i>Ohio</i> 3-0	1/06/82 W 84-74 H	12/28/84 W 85-53 N
12/20/02 L 69-78 N	12/08/95 W 73-59 H	1/04/83 L 69-90 A	<i>Southern Miss</i> 11-8
12/20/30 L 53-77 N	12/06/96 W 66-62 A	<i>Samford</i> 1-0	1/25/84 W 82-78 A
<i>UNC Asheville</i> 2-0	12/15/06 W 77-49 H	12/28/06 W 64-56 H	1/10/85 W 70-67 H
2/24/86 W 111-36 H	<i>Ohio State</i> 1-2	<i>San Francisco</i> 0-1	3/04/85 L 80-87 N
12/05/98 W 80-40 H	1/09/79 L 52-56 A	12/19/80 L 55-57 N	1/13/86 L 62-63 A
<i>UNC Greensboro</i> 2-1	2/18/80 W 75-47 H	<i>Savannah State</i> 1-0	1/26/87 L 53-5 A
1/24/75 W 70-54 H	1/08/81 L 62-69 A	2/23/87 W 61-46 H	2/23/87 W 61-46 H
2/03/75 W 71-66 A	<i>Oklahoma</i> 0-1	3/07/87 L 66-68 N	1/16/88 W 76-61 H
2/14/75 L 84-86 N	12/7/06 L 51-78 H	1/18/88 L 70-82 A	2/13/88 L 70-82 A
		3/11/88 W 86-77 N	1/09/89 W 85-80 H
		1/09/89 W 85-80 H	2/06/89 L 89-91 A
		2/06/89 L 89-91 A	

- [Intro](#)
- [Players](#)
- [Staff](#)
- [Opponents](#)
- [Review](#)
- [Records](#)
- [History](#)

Series History vs. Opponents

3/11/89	W	92-65	N	2/28/97	L	48-75	N	<i>Valparaiso</i>	1-0	<i>Voorhees</i>	5-0				
1/29/90	L	67-69	H	1/06/98	L	52094	H	11/26/94	W	79-53	N				
2/26/90	W	82-72	H	1/07/99	L	58-87	A	<i>Valdosta State</i>	1-1	2/27/75	W	81-62	H		
3/10/90	L	88-95	N	1/14/00	L	92-76	H	2/12/79	L	91-98	A	12/09/75	W	81-73	H
1/28/91	W	78-63	H	1/11/01	L	45-99	A	2/12/80	W	88-56	H	2/02/76	W	88-74	A
2/25/91	W	85-74	A	1/17/02	L	61-80	H	1/21/80	W	88-56	H	2/05/77	W	75-58	A
3/05/91	W	70-59	N	1/23/03	L	78-97	A	<i>Vanderbilt</i>	5-18	2/28/77	W	87-60	H	<i>Wake Forest</i>	1-0
<i>Southern Utah</i>	1-0			1/15/04	L	58-86	H	3/13/91	L	64-73	A	11/24/95	W	83-69	N
12/5/03	W	81-79	N	2/8/04	L	58-72	A	12/31/91	W	72-65	H	<i>Washington</i>	0-2		
<i>Stanford</i>	0-1			1/27/05	L	53-68	H	3/06/92	L	47-58	N	3/22/90	L	61-73	N
1/8/07	L	54-69	A	2/17/05	L	44-74	A	2/13/93	L	48-58	A	11/14/05	L	53-65	A
<i>St. Augustine's</i>	1-0			2/4/06	L	51-66	H	2/26/94	L	56-71	H	<i>Western Carolina</i>	4-0		
2/01/75	W	62-52	H	2/1/07	L	36-72	A	3/02/95	L	58-98	A	12/17/83	W	84-59	H
<i>St. Joseph's (Pa.)</i>	2-0			3/2/07	L	63-81	N	1/08/96	L	69-80	H	2/16/93	W	69-54	H
1/26/79	W	78-56	N	<i>Tennessee-Chattanooga</i>	1-0			1/05/97	L	33-70	A	1/13/94	W	114-56	A
1/02/82	W	50-48	A	3/23/03	W	68-54	N	1/14/98	W	70-66	H	12/29/05	W	95-53	H
<i>St. Peter's</i>	0-1			<i>Tennessee Tech</i>	4-2			1/28/98	L	53-66	A	<i>Western Kentucky</i>	1-0		
12/29/92	L	55-67	N	1978	W	97-83	N	1/14/99	L	54-81	A	2/27/88	W	65-64	N
<i>Stephen F. Austin</i>	1-0			2/04/80	W	87-73	H	1/20/00	W	52-48	H	<i>Wheeling College</i>	1-0		
3/18/80	W	63-56	N	3/04/80	W	68-62	N	3/02/00	L	80-58	N	1/13/79	W	137-34	H
<i>Stetson</i>	4-0			2/21/81	L	66-67	A	1/18/01	L	56-85	A	<i>William Penn</i>	1-0		
2/19/82	W	98-49	H	12/22/81	W	83-57	H	1/03/02	W	71-52	H	11/28/81	W	75-56	N
2/26/83	W	74-69	A	3/15/89	L	73-77	N	1/16/03	W	66-57	A	<i>Winthrop</i>	6-5		
1/4/03	W	101-39	H	<i>Texas</i>	0-2			2/29/04	L	41-62	H	2/19/75	L	77-79	H
12/2/03	W	94-66	A	3/20/88	L	58-77	A	1/9/05	L	43-88	A	3/01/75	L	57-82	A
<i>Syracuse</i>	1-1			11/25/05	L	55-59	N	1/15/06	L	59-67	H	1/19/76	L	73-75	N
12/02/00	L	58-73	A	<i>Texas-Pan American</i>	1-0			2/26/06	L	71-88	A	1976	W	74-66	A
12/02/01	W	76-58	H	12/29/98	W	109-71	N	1/11/07	L	66-67	H	1/14/77	W	81-78	H
<i>Temple</i>	2-0			<i>Texas Tech</i>	1-0			2/18/07	L	65-83	A	2/17/77	L	68-79	N
12/04/01	W	68-65	H	<i>Texas Tech</i>	1-0			1/16/03	W	66-57	A	1/27/78	L	58-60	A
12/27/02	W	57-39	A	11/23/90	W	67-65	N	2/29/04	L	41-62	H	2/21/79	W	81-42	H
<i>Tennessee</i>	1-36			<i>Tulane</i>	12-0			1/9/05	L	43-88	A	2/05/97	W	90-55	H
1/15/79	L	54-62	A	1/23/84	W	79-74	A	1/15/06	L	59-67	H	11/20/05	W	73-42	H
3/09/79	L	64-76	N	3/05/84	W	74-64	N	2/26/06	L	71-88	A	1/1/07	W	75-30	H
1/23/80	W	56-52	H	1/12/85	W	75-67	H	1/11/07	L	66-67	H	<i>Virginia</i>	1-3		
3/07/80	L	54-67	N	3/03/85	W	76-66	N	2/28/81	W	71-52	A	2/20/84	L	68-70	H
3/21/80	L	72-75	N	1/11/86	W	72-67	A	12/20/84	L	68-70	H	12/21/85	L	58-85	A
1/12/81	L	54-65	A	1/06/90	W	86-52	H	1/2/05	L	49-66	A	1/2/85	L	49-66	A
1/25/82	L	81-87	H	2/03/90	W	76-55	A	<i>Virginia Commonwealth</i>	2-1			1/10/91	W	69-64	H
12/04/82	L	62-84	N	3/08/90	W	71-62	N	11/26/96	L	52-66	H	12/16/97	W	86-79	A
2/16/83	L	67-87	A	1/26/91	W	73-49	H	<i>Virginia Tech</i>	15-6			12/08/79	W	86-68	H
2/08/84	L	66-71	H	2/23/91	W	79-73	A	12/01/80	L	78-42	A	2/19/96	W	87-47	H
2/18/85	L	58-66	A	3/04/91	W	80-44	N	2/18/84	W	89-74	H	2/24/97	W	80-50	H
1/06/86	L	54-70	H	12/19/95	W	72-66	N	3/03/84	W	80-70	A	11/18/98	W	111-71	H
2/19/87	L	56-80	A	<i>UAB</i>	3-0			3/07/84	L	76-89	N	1/24/01	W	87-45	A
1/20/88	L	80-85	H	2/19/83	W	73-71	H	2/02/85	L	58-59	A	12/08/01	W	77-53	H
2/02/89	L	54-60	A	2/12/85	W	79-64	A	2/21/85	W	76-72	H	12/4/02	W	99-46	H
1/25/90	L	69-70	H	12/20/91	W	71-68	N	2/01/86	W	92-83	A	<i>Wright State</i>	1-0		
1/24/91	L	61-77	A	<i>UCLA</i>	0-1			2/15/86	W	69-53	H	12/02/89	W	86-45	N
1/15/92	L	58-78	H	1/05/81	L	86-81	H	3/02/86	W	67-54	N	<i>Xavier</i>	0-1		
2/18/93	L	57-100	A	<i>UNLV</i>	1-2			1/05/87	W	60-52	A	3/17/06	L	65-70	A
2/08/94	L	75-91	H	11/25/85	L	62-77	A	2/02/87	L	65-69	H	<i>Yale</i>	1-0		
1/12/95	L	55-72	A	2/28/88	W	98-97	N	3/06/87	W	59-55	N	12/05/92	W	64-57	N
2/15/96	L	73-79	H	11/15/05	L	63-66	N	2/01/88	W	75-44	H				
2/11/97	L	59-90	A	<i>UTEP</i>	1-0			3/05/88	W	73-69	A				
				11/28/97	W	100-60	N	1/30/89	W	86-52	H				
								2/25/89	L	59-63	A				
								2/05/90	W	72-47	H				
								2/21/90	W	67-59	A				
								1/19/91	L	67-69	A				
								2/16/91	W	66-51	H				

South Carolina Basketball

Games vs. Ranked Opponents

<i>Oppt.</i>					<i>Oppt.</i>					<i>Oppt.</i>							
<i>Date</i>	<i>Opponent</i>	<i>Site</i>	<i>Rank</i>	<i>W/L</i>	<i>Score</i>	<i>Date</i>	<i>Opponent</i>	<i>Site</i>	<i>Rank</i>	<i>W/L</i>	<i>Score</i>	<i>Date</i>	<i>Opponent</i>	<i>Site</i>	<i>Rank</i>	<i>W/L</i>	<i>Score</i>
3/2/07	Tennessee	N	2	L	81-63	1/17/99	Florida	H	18	L	78-66	12/29/89	Iowa	N	4	W	82-76
2/18/07	Vanderbilt	A	12	L	83-65	1/7/99	Tennessee	A	2	L	87-58	12/5/89	DePaul	A	22	L	63-58
2/11/07	Georgia	A	9	L	81-57	12/17/98	Clemson	H	14	L	84-67	11/28/89	Auburn	A	6	L	78-61
2/4/07	LSU	H	7	L	49-46	2/4/98	Georgia	A	24	L	80-61	2/15/89	NC State	A	13	W	67-62
2/1/07	Tennessee	A	3	L	72-36	1/28/98	Vanderbilt	A	6	L	66-53	2/2/89	Tennessee	A	2	L	60-54
1/18/07	Ole Miss	A	24	L	76-57	1/17/98	Florida	A	12	L	82-68	1/12/89	Georgia	H	6	L	82-73
1/11/07	Vanderbilt	H	14	L	67-66	1/14/98	Vanderbilt	H	5	W	70-66	3/20/88	Texas	N	4	L	77-58
1/8/07	Stanford	A	10	L	69-54	1/6/98	Tennessee	H	1	L	94-52	2/3/88	Georgia	A	13	L	82-60
12/7/06	Oklahoma	H	3	L	78-51	1/1/98	Auburn	A	20	L	70-65	1/20/88	Tennessee	H	4	L	85-80
2/26/06	Vanderbilt	A	24	L	88-71	2/28/97	Tennessee	N	11	L	75-48	11/28/87	Auburn	N	3	L	88-52
1/26/06	Georgia	H	15	L	74-65	2/15/97	LSU	A	13	L	73-66	2/19/87	Tennessee	A	9	L	80-56
1/15/06	Vanderbilt	H	23	L	67-59	2/11/97	Tennessee	A	9	L	90-59	1/2/87	Georgia	H	11	L	69-56
1/12/06	LSU	A	3	L	79-46	2/9/97	Alabama	A	7	L	87-38	12/4/86	NC State	A	20	L	63-42
1/4/06	Tennessee	H	1	L	66-51	2/1/97	Georgia	H	7	L	78-35	1/22/86	Georgia	A	2	L	93-70
12/13/05	Minnesota	H	14	W	79-61	1/18/97	Arkansas	H	13	L	82-71	1/8/86	Tennessee	H	11	L	70-54
11/26/05	Purdue	N	19	L	56-48	1/12/97	Florida	H	25	L	66-62	12/21/85	Virginia	A	6	L	85-58
11/25/05	Texas	N	18	L	59-55	1/5/97	Vanderbilt	A	11	L	70-33	12/14/85	North Carolina	A	19	L	72-71
2/17/05	Tennessee	A	6	L	74-44	12/18/96	Clemson	H	22	L	66-60	12/2/85	NC State	H	20	L	66-55
2/13/05	LSU	H	1	L	66-36	2/22/96	Alabama	H	12	L	75-68	2/18/85	Tennessee	A	20	L	66-58
2/10/05	Georgia	A	18	L	67-51	2/15/96	Tennessee	H	6	L	79-73	1/30/85	Memphis	A	20	L	57-54
1/27/05	Tennessee	H	5	L	68-53	2/11/96	Georgia	A	1	L	79-61	1/9/85	Auburn	H	12	L	61-50
1/9/05	Vanderbilt	A	16	L	88-43	2/5/96	Clemson	A	17	L	75-57	12/20/84	Virginia	H	10	L	70-68
3/4/04	Georgia	N	20	L	73-42	1/21/96	Arkansas	A	20	L	66-58	2/11/84	Clemson	H	19	L	81-73
2/29/04	Vanderbilt	H	24	L	62-41	1/14/96	Florida	A	24	L	70-51	2/8/84	Tennessee	H	7	L	71-66
2/22/04	Georgia	H	18	L	73-50	1/8/96	Vanderbilt	H	2	L	80-69	1/30/84	Auburn	H	10	W	65-64
2/15/04	Auburn	A	14	L	69-58	12/10/95	Auburn	A	25	L	56-50	12/7/83	NC State	A	14	L	80-74
2/8/04	Tennessee	A	1	L	72-58	3/3/95	Arkansas	N	14	L	80-70	12/3/83	Clemson	A	19	L	80-77
2/1/04	LSU	A	15	L	82-62	3/2/95	Vanderbilt	A	9	L	98-58	2/16/83	Tennessee	A	4	L	87-67
1/15/04	Tennessee	H	5	L	86-58	2/18/95	Florida	H	14	L	69-49	2/5/83	Auburn	A	20	L	56-38
1/3/04	Minnesota	A	6	L	63-53	2/11/95	Arkansas	H	20	L	63-62	2/2/83	Kentucky	A	7	L	89-77
12/20/03	North Carolina	N	15	L	77-53	2/4/95	Ole Miss	A	17	L	91-58	1/22/83	Georgia	H	9	L	74-72
3/25/03	Penn State	A	16	L	77-67	1/29/95	Georgia	H	11	L	80-58	12/11/82	NC State	H	12	W	81-76
3/7/03	Mississippi State	N	11	L	79-75	1/22/95	Alabama	A	14	L	85-62	12/4/82	Tennessee	N	4	L	84-62
2/16/03	Arkansas	H	13	W	83-59	1/12/95	Tennessee	A	1	L	72-55	3/18/82	Kentucky	N	14	L	73-69
2/13/03	Georgia	A	16	L	97-91	2/26/94	Vanderbilt	H	13	L	71-56	3/6/82	NC State	A	10	W	81-80
2/6/03	LSU	H	4	L	69-66	2/8/94	Tennessee	H	2	L	91-75	2/13/82	Kentucky	H	11	W	91-81
1/23/03	Tennessee	A	4	L	97-78	1/22/94	Alabama	H	15	L	94-77	2/10/82	Memphis	H	10	W	92-67
1/16/03	Vanderbilt	A	17	W	66-57	1/5/94	Auburn	H	19	W	64-55	1/30/82	Georgia	A	16	L	82-75
1/12/03	Arkansas	A	11	L	67-58	2/27/93	Auburn	H	3	W	59-47	12/12/81	Clemson	A	17	W	82-74
1/9/03	Mississippi State	H	15	W	83-79	2/18/93	Tennessee	A	1	L	100-57	3/14/81	Kentucky	N	10	L	87-69
12/20/02	North Carolina	N	13	L	78-69	2/13/93	Vanderbilt	A	2	L	58-48	3/10/81	Clemson	A	16	W	81-64
11/30/02	Boston College	N	18	W	54-51	2/3/93	Clemson	H	19	W	55-54	2/28/81	Virginia	A	16	W	71-52
3/25/02	Duke	N	3	L	77-68	3/6/92	Vanderbilt	N	12	L	58-47	2/16/81	Auburn	H	20	W	91-69
3/18/02	Cincinnati	H	19	W	75-56	2/12/92	Clemson	A	23	L	81-69	1/24/81	Kentucky	A	9	L	70-65
2/7/02	Georgia	H	22	W	64-59	1/25/92	Ole Miss	H	8	L	69-67	1/12/81	Tennessee	A	9	L	65-54
2/3/02	Florida	A	15	W	69-59	1/18/92	Georgia	A	25	L	63-62	1/6/81	NC State	H	7	W	78-57
1/17/02	Tennessee	H	3	L	80-61	1/15/92	Tennessee	H	2	L	78-58	12/6/80	Clemson	H	19	W	86-67
1/10/02	Georgia	A	15	W	71-64	1/4/92	LSU	A	23	L	62-57	3/21/80	Tennessee	N	2	L	75-72
1/3/02	Vanderbilt	H	6	W	71-52	12/31/91	Vanderbilt	H	4	W	72-65	3/8/80	NC State	N	8	W	76-62
12/20/01	North Carolina	N	16	W	85-53	2/4/91	Florida State	A	22	W	92-91	3/7/80	Tennessee	N	3	L	67-54
11/25/01	Duke	A	9	W	87-81	1/31/91	NC State	A	6	L	72-59	3/1/80	Clemson	N	16	W	89-55
2/25/01	LSU	H	14	L	83-72	1/24/91	Tennessee	A	4	L	77-61	2/26/80	NC State	H	8	W	76-62
2/8/01	Georgia	H	6	L	92-55	1/21/91	Florida State	H	25	L	69-60	2/2/80	Clemson	H	16	W	88-72
1/28/01	Florida	A	10	L	91-53	1/16/91	Clemson	H	17	W	75-62	1/23/80	Tennessee	H	4	W	56-52
1/21/01	Florida	H	10	L	97-85	12/29/90	Auburn	H	3	W	83-76	1/14/80	NC State	A	8	W	78-67
1/18/01	Vanderbilt	A	16	L	85-56	12/11/90	Georgia	H	3	L	74-56	1/9/80	Cheyney	A	9	L	60-57
1/11/01	Tennessee	A	2	L	99-45	12/8/90	Clemson	H	17	L	73-40	1/3/80	Kentucky	H	18	W	84-61
1/7/01	Auburn	H	20	W	87-60	11/24/90	NC State	N	8	L	62-58	3/10/79	NC State	N	9	L	67-64
12/4/00	NC State	H	22	L	55-48	11/23/90	Texas	N	7	W	67-65	3/9/79	Tennessee	N	8	L	76-64
11/26/00	Purdue	N	4	L	68-53	3/22/90	Washington	N	3	L	73-61	2/17/79	NC State	H	7	W	79-66
3/27/00	LSU	A	9	L	70-55	3/17/90	Northwestern	N	13	W	76-67	2/12/79	Valdosta State	A	16	L	98-91
2/3/00	Auburn	H	13	L	71-62	3/10/90	Southern Miss	N	22	L	95-88	1/15/79	Tennessee	A	4	L	62-54
1/17/00	Mississippi State	A	21	L	86-73	2/26/90	Southern Miss	H	20	W	82-72	1/4/79	NC State	A	10	L	68-60
1/14/00	Tennessee	H	2	L	92-76	2/15/90	Georgia	A	7	L	72-57	11/25/78	Ole Miss	N	16	L	84-67
1/9/00	Auburn	A	5	L	73-50	1/31/90	NC State	H	11	L	90-65	3/10/78	Memphis	N	14	W	82-80
12/30/99	NC State	A	4	W	69-55	1/29/90	Southern Miss	H	18	L	69-67	3/9/78	NC State	N	5	L	77-52
2/14/99	LSU	A	20	L	80-63	1/25/90	Tennessee	H	3	L	70-69	1/21/78	NC State	A	2	L	83-65
2/7/99	Alabama	A	21	L	62-58	1/20/90	Old Dominion	H	24	W	75-54	12/20/77	NC State	N	4	L	75-73
2/3/99	Georgia	H	8	L	62-58	12/30/89	Georgia	N	3	L	76-64						

- [Intro](#)
- [Players](#)
- [Staff](#)
- [Opponents](#)
- [Review](#)
- [Records](#)
- [History](#)

Year-by-Year Stats

2006-2007

Player	GP	GS	Min	Avg	FG	FGA	Pct	3FG	FGA	Pct	FT	FTA	Pct	Off	Def	Tot	Avg	PF	FO	A	TO	Blk	Stl	Pts	Avg
Simms, Lauren	33	28	882	26.7	130	326	0.399	15	64	0.234	49	65	0.754	36	91	127	3.8	58	0	94	79	4	51	324	9.8
Johnson, Melanie	32	17	562	17.6	110	259	0.425	5	23	0.217	53	80	0.663	93	83	176	5.5	70	1	42	73	16	63	278	8.7
Booker, Stacy	32	20	661	20.7	102	284	0.359	40	154	0.260	25	31	0.806	29	61	90	2.8	48	1	60	59	3	30	269	8.4
Tolliver, Lakesha	33	8	518	15.7	91	216	0.421	0	1	0.000	70	110	0.636	59	79	138	4.2	85	2	32	55	60	27	252	7.6
Sliskovic, Iva	33	17	644	19.5	89	195	0.456	0	1	0.000	66	93	0.710	50	105	155	4.7	56	0	50	55	21	31	244	7.4
Adams, Demetress	33	23	656	19.9	79	157	0.503	0	0	0.000	34	78	0.436	71	103	174	5.3	91	4	35	59	30	52	192	5.8
Dickerson, Brionna	31	2	557	18.0	82	203	0.404	9	34	0.265	16	25	0.640	28	44	72	2.3	23	0	37	23	1	22	189	6.1
Burgrova, Ilona	33	16	705	21.4	74	144	0.514	0	0	0.000	36	71	0.507	60	91	151	4.6	59	3	34	56	37	28	184	5.6
Zackery, Kellindra	29	1	532	12.1	48	125	0.384	1	4	0.250	24	39	0.615	46	44	90	3.1	28	0	18	43	1	21	121	4.2
Harris, Shannel	31	20	533	17.2	33	93	0.355	10	28	0.357	12	21	0.571	36	38	74	2.4	38	0	26	30	22	39	88	2.8
Fabbri, Lea	28	11	409	14.6	22	100	0.220	18	76	0.237	11	13	0.846	2	31	33	1.2	42	1	71	54	1	20	73	2.6
Kulcsar, Larissa	18	2	121	6.7	11	20	0.550	0	0	0.000	12	19	0.632	6	26	32	1.8	11	0	6	14	2	7	34	1.9
Jones, Ebony	7	0	26	3.7	6	14	0.429	4	10	0.400	1	2	0.500	0	2	2	0.3	2	0	2	2	1	1	17	2.4
Team														76	65	141	4.3	1			6				
USC	33				877	2136	0.411	102	395	0.258	409	647	0.632	592	863	1455	44.1	612	12	507	608	199	392	2265	68.6
Opponents	33				687	1836	0.374	153	505	0.303	435	638	0.682	394	781	1175	35.6	584	-	370	697	130	305	1962	59.5

2005-2006

Player	GP	GS	Min	Avg	FG	FGA	Pct	3FG	FGA	Pct	FT	FTA	Pct	Off	Def	Tot	Avg	PF	FO	A	TO	Blk	Stl	Pts	Avg
Johnson, Melanie	29	12	596	20.6	127	241	0.527	0	3	0.000	64	92	0.696	69	123	192	6.6	69	3	43	79	29	67	318	11.0
Adams, Demetress	29	12	569	19.6	94	158	0.595	0	3	0.000	56	83	0.675	63	83	146	5.0	63	0	19	63	34	34	244	8.4
Sliskovic, Iva	29	19	641	22.1	78	159	0.491	0	0	0.000	75	106	0.708	40	123	163	5.6	53	0	52	54	37	28	231	8.0
Simms, Lauren	29	20	655	22.6	93	227	0.410	13	40	0.325	14	20	0.700	30	52	82	2.8	54	1	58	76	5	34	213	7.3
Booker, Stacy	28	0	540	19.3	79	223	0.354	38	122	0.311	16	29	0.552	18	51	69	2.5	33	0	49	45	2	23	212	7.6
Tolliver, Lakesha	28	1	370	13.2	69	132	0.523	0	0	0.000	46	76	0.605	33	53	86	3.1	61	3	25	49	28	18	184	6.6
Fabbri, Lea	29	24	571	19.7	48	129	0.372	28	84	0.333	34	42	0.810	4	37	41	1.4	59	1	82	74	0	27	158	5.4
Burgrova, Ilona	29	27	552	19.0	59	119	0.496	0	0	0.000	30	52	0.577	48	77	125	4.3	57	1	27	49	34	14	148	5.1
Harris, Shannel	29	25	549	18.9	44	105	0.419	3	20	0.150	7	10	0.700	32	40	72	2.5	48	1	33	25	9	27	98	3.4
Kulcsar, Larissa	21	0	196	9.3	28	48	0.583	0	0	0.000	15	33	0.455	14	21	35	1.7	13	0	11	16	4	11	71	3.4
Gritsaeva, Olga	26	0	281	10.8	20	59	0.339	7	32	0.219	3	7	0.429	16	23	39	1.5	15	0	19	17	10	13	50	1.9
Dickerson, Brionna	21	0	187	8.9	16	52	0.308	0	3	0.000	6	11	0.545	10	13	23	1.1	6	0	14	11	0	8	38	1.8
Hunter, Angela	13	0	90	6.9	7	35	0.200	5	31	0.161	2	4	0.500	2	10	12	0.9	9	0	3	7	1	3	21	1.6
Jones, Ebony	7	0	28	4.0	6	19	0.316	3	15	0.200	1	1	1.000	1	0	1	0.1	4	0	1	2	0	1	16	2.3
Team														67	68	135	4.7	0			7				
USC	29				768	1706	0.450	97	353	0.275	369	566	0.652	447	774	1221	42.1	544	10	436	574	193	308	2002	69.0
Opponents	29				567	1635	0.347	124	414	0.300	390	585	0.667	392	589	981	33.8	501	-	321	562	92	296	1648	56.8

2004-2005

Player	GP	GS	Min	Avg	FG	FGA	Pct	3FG	FGA	Pct	FT	FTA	Pct	Off	Def	Tot	Avg	PF	FO	A	TO	Blk	Stl	Pts	Avg
Simms, Lauren	26	26	730	28.1	122	293	0.416	18	78	0.231	44	66	0.667	47	52	99	3.8	59	1	43	63	3	32	306	11.8
Booker, Stacy	29	12	709	24.4	86	247	0.348	35	116	0.302	39	58	0.672	43	65	108	3.7	46	0	50	57	0	26	246	8.5
Johnson, Melanie	28	9	543	19.4	86	182	0.473	0	2	0.000	32	75	0.427	75	114	189	6.8	67	2	34	75	54	62	204	7.3
Sliskovic, Iva	29	23	651	22.4	74	162	0.457	0	4	0.000	45	65	0.692	48	122	170	5.9	61	0	36	43	30	25	193	6.7
Burgrova, Ilona	29	19	648	22.3	65	163	0.399	0	1	0.000	44	67	0.657	40	73	113	3.9	51	1	23	57	25	24	174	6.0
Hunter, Angela	29	8	478	16.5	51	166	0.307	33	122	0.270	26	35	0.743	11	39	50	1.7	32	0	40	54	0	12	161	5.6
Fabbri, Lea	24	18	605	25.2	41	119	0.345	21	71	0.296	17	23	0.739	7	35	42	1.8	54	1	72	93	0	27	120	5.0
Gritsaeva, Olga	29	12	549	18.9	25	105	0.238	12	61	0.197	25	42	0.595	33	70	103	3.6	28	0	41	45	11	14	87	3.0
Kulcsar, Larissa	26	4	277	10.7	32	75	0.427	0	1	0.000	15	35	0.429	20	31	51	2.0	38	1	14	33	4	9	79	3.0
Tolliver, Lakesha	24	3	232	9.7	21	55	0.382	0	1	0.000	17	28	0.607	17	38	55	2.3	31	0	4	21	42	7	59	2.5
Harris, Shannel	28	11	355	12.7	15	57	0.263	8	33	0.242	3	5	0.600	24	29	53	1.9	29	0	22	40	7	16	41	1.5
Burgess, Sarah	2	0	46	23.0	4	17	0.235	1	13	0.077	3	5	0.600	2	5	7	3.5	5	0	5	6	0	3	12	6.0
Jones, Ebony	1	0	2	2.0	1	1	1.000	0	0	0.000	0	0	0.000	0	1	1	1.0	1	0	0	1	0	0	2	2.0
Team														64	75	139	4.8	0							
USC	29				623	1642	0.379	128	503	0.254	310	504	0.615	431	749	1180	40.7	502	6	384	594	176	257	1684	58.1
Opponents	29				633	1731	0.366	162	501	0.323	369	546	0.676	441	684	1125	38.8	490	-	361	493	76	315	1797	62.0

South Carolina Basketball

Year-by-Year Stats

2003-2004

Player	GP	GS	Min	Avg	FG	FGA	Pct	3FG	FGA	Pct	FT	FTA	Pct	Off	Def	Tot	Avg	PF	FO	A	TO	Blk	Stl	Pts	Avg
Morrone, Kelly	28	28	986	35.2	104	257	0.405	81	199	0.407	38	47	0.809	30	70	100	3.6	47	1	82	75	2	51	327	11.7
Ciocan, Cristina	27	26	893	33.1	127	316	0.402	36	110	0.327	27	40	0.675	40	98	138	5.1	69	0	12	133	7	46	317	11.7
Sliskovic, Iva	28	27	822	29.4	123	224	0.549	1	2	0.500	61	88	0.693	59	141	200	7.1	95	6	45	96	26	26	308	11.0
Simms, Lauren	28	27	668	23.9	101	247	0.409	20	60	0.333	39	75	0.520	37	30	67	2.4	74	3	31	45	4	42	261	9.3
Gritsaeva, Olga	28	25	686	24.5	92	199	0.462	11	30	0.367	48	98	0.490	57	106	163	5.8	60	0	46	64	4	24	243	8.7
Burgess, Sarah	26	4	581	22.3	63	192	0.328	37	130	0.285	27	42	0.643	31	60	91	3.5	47	2	49	41	4	41	190	7.3
Kulcsar, Larissa	28	3	522	18.6	51	101	0.505	5	14	0.357	16	44	0.364	36	40	76	2.7	74	3	25	33	1	11	123	4.4
Fabbri, Lea	24	0	216	9.0	14	42	0.333	4	15	0.267	20	30	0.667	3	21	24	1.0	24	0	21	28	0	3	52	2.2
Booker, Stacy	19	0	142	7.5	13	42	0.310	6	26	0.231	6	10	0.600	4	7	11	0.6	15	1	3	6	2	8	38	2.0
Harris, Shannel	17	0	78	4.6	5	14	0.357	1	5	0.200	5	9	0.556	7	9	16	0.9	9	0	3	4	3	2	16	0.9
Rozsak, Kasia	3	0	27	9.0	1	3	0.333	0	0	0.000	2	2	1.000	3	5	8	2.7	0	0	0	1	0	2	4	1.3
Tolliver, Lakesha	1	0	4	4.0	0	1	0.000	0	0	0.000	0	0	0.000	1	1	2	2.0	0	0	0	0	0	0	0	0.0
Team														49	67	116	4.1	0						0	
USC	28				694	1638	0.424	202	591	0.342	289	485	0.596	357	655	1012	36.1	515	16	447	531	53	256	1879	67.1
Opponents	28				717	1677	0.428	147	419	0.351	371	531	0.699	390	693	1083	38.7	467	-	422	493	89	275	1952	69.7

2002-2003

Player	GP	GS	Min	Avg	FG	FGA	Pct	3FG	FGA	Pct	FT	FTA	Pct	Off	Def	Tot	Avg	PF	FO	A	TO	Blk	Stl	Pts	Avg
Penn, Jocelyn	30	30	1088	36.3	282	449	0.628	14	37	0.378	138	194	0.711	100	142	242	8.1	91	3	58	107	1	112	716	23.9
Ciocan, Cristina	31	31	1038	33.5	161	375	0.429	42	129	0.326	57	74	0.770	34	100	134	4.3	88	5	207	138	6	74	421	13.6
Ujhelyi, Petra	31	31	1067	34.4	155	343	0.452	5	17	0.294	47	89	0.528	90	198	288	9.3	84	5	102	80	48	49	362	11.7
Burgess, Sarah	28	0	511	18.3	60	147	0.408	35	103	0.340	32	47	0.681	30	39	69	2.5	31	0	26	30	1	32	187	6.7
Morrone, Kelly	31	31	820	26.5	55	164	0.335	62	189	0.328	39	63	0.619	69	99	168	5.4	75	3	39	66	5	33	166	5.4
Johnson, Koretha	31	31	820	26.5	55	164	0.335	17	63	0.270	39	63	0.619	69	99	168	5.4	75	3	39	66	5	33	166	5.4
Gritsaeva, Olga	20	1	230	11.5	19	49	0.388	1	6	0.167	23	45	0.511	25	27	52	2.6	25	0	16	9	6	7	62	3.1
Reese, Tonisha	22	0	138	6.3	22	71	0.310	12	43	0.279	4	6	0.667	6	13	19	0.9	12	0	6	15	0	5	60	2.7
Rozsak, Kasia	21	0	156	7.4	7	23	0.304	0	0	0.000	6	14	0.429	25	30	55	2.6	22	0	0	3	2	9	20	1.0
Redd, Vania	11	0	113	10.3	6	25	0.240	0	5	0.000	0	1	0.000	10	4	14	1.3	11	0	8	10	0	5	12	1.1
Hoglund, Linda	3	0	16	5.3	2	4	0.500	1	3	0.333	0	0	0.000	0	1	1	0.3	0	0	0	1	0	1	5	1.7
Team														47	70	117	3.8	0				9			
USC	31		6252		859	1900	0.452	189	595	0.318	387	581	0.666	457	767	1224	39.5	487	17	578	557	71	366	2294	74.0
Opponents	32		6252		702	1780	0.394	133	457	0.291	300	466	0.644	386	678	1064	33.3	501	8	412	632	87	297	1837	57.4

2001-2002

Player	GP	GS	Min	Avg	FG	FGA	Pct	3FG	FGA	Pct	FT	FTA	Pct	Off	Def	Tot	Avg	PF	FO	A	TO	Blk	Stl	Pts	Avg
Penn, Jocelyn	32	31	991	31.0	218	351	0.621	0	0	0.000	89	140	0.636	94	121	214	6.7	83	3	53	74	2	94	525	16.4
Gortman, Shaunzinski	31	29	982	31.7	176	414	0.425	52	143	0.364	68	102	0.667	56	133	189	6.1	73	2	93	89	7	62	472	15.2
Geter, Teresa	28	23	720	25.7	94	195	0.482	0	6	0.000	69	85	0.812	62	115	177	6.3	68	2	46	48	41	44	257	9.2
Troina, Tatyana	31	4	566	18.3	86	210	0.410	48	135	0.356	15	24	0.625	45	48	93	3.0	59	1	34	46	7	25	235	7.6
Ujhelyi, Petra	32	28	830	25.9	93	215	0.433	0	6	0.000	32	66	0.485	58	131	189	5.9	87	3	64	56	45	57	218	6.8
Ciocan, Cristina	30	29	852	28.4	80	192	0.417	17	40	0.425	25	46	0.543	16	51	67	2.2	77	1	185	102	5	68	202	6.7
Morrone, Kelly	30	4	646	21.5	60	166	0.361	45	127	0.354	15	29	0.517	16	45	61	2.0	29	0	63	57	1	27	180	6.0
Ajanovic, Ines	28	4	262	9.4	40	97	0.412	6	27	0.222	14	25	0.560	23	28	51	1.8	26	0	12	32	3	5	100	3.6
Segres, Shannon	30	6	292	9.7	25	66	0.379	0	7	0.000	23	37	0.622	33	43	76	2.5	32	0	13	23	3	9	73	2.4
Hill, Crishna	21	2	145	6.9	11	30	0.367	3	13	0.231	4	6	0.667	11	7	18	0.9	13	0	12	7	1	7	29	1.4
Reese, Tonisha	9	0	37	4.1	6	22	0.273	1	12	0.083	3	6	0.500	2	4	6	0.7	2	0	4	5	0	0	16	1.8
Redd, Vania	10	0	54	5.4	4	12	0.333	0	0	0.000	6	6	1.000	5	3	8	0.8	5	0	4	2	0	4	14	1.4
Hoglund, Linda	12	0	47	3.9	5	17	0.294	2	8	0.250	2	4	0.500	2	6	8	0.7	6	0	3	7	0	4	14	1.2
Murry, Melanie	2	0	1	0.5	0	0	0.000	0	0	0.000	0	0	0.000	0	0	0	0.0	0	0	0	0	0	0	0	0.0
Team														45	64	109	3.4				9				
USC	32		6425		898	1987	0.452	174	524	0.332	365	576	0.634	468	799	1267	39.6	560	12	586	557	115	406	2335	73.0
Opponents	32		6425		719	1816	0.396	144	462	0.312	400	563	0.710	394	736	1130	35.3	511	8	386	626	72	257	1982	61.9

- [Intro](#)
- [Players](#)
- [Staff](#)
- [Opponents](#)
- [Review](#)
- [Records](#)
- [History](#)

Year-by-Year Stats

2000-2001

Player	GP	GS	Min	Avg	FG	FGA	Pct	3FG	FGA	Pct	FT	FTA	Pct	Off	Def	Tot	Avg	PF	FO	A	TO	Blk	Stl	Pts	Avg
Geter, Teresa	27	25	800	29.6	113	190	0.595	12	25	0.480	74	99	0.747	52	124	176	6.5	69	2	55	72	58	54	312	11.6
Troina, Tatyana	28	18	669	23.9	104	267	0.390	44	138	0.319	47	63	0.746	62	63	125	4.5	66	2	45	64	9	24	299	10.7
Gortman, Shaunzinski	27	26	843	31.2	112	293	0.382	34	105	0.324	40	57	0.702	32	106	138	5.1	73	2	80	98	10	52	298	11.0
Anaz, Nihan	28	13	733	26.2	96	228	0.421	18	57	0.316	46	68	0.979	30	30	60	2.1	55	2	68	81	1	17	256	9.1
Ujhelyi, Petra	28	26	651	23.3	96	207	0.464	0	2	0.000	44	81	0.543	53	124	177	6.3	89	5	42	59	23	33	236	8.4
Segres, Shannon	28	2	453	16.2	55	143	0.385	8	21	0.381	33	48	0.688	46	81	127	4.5	61	1	6	42	3	14	151	5.4
Ajanovic, Ines	26	1	275	10.6	35	75	0.467	13	26	0.500	16	29	0.552	29	46	75	2.9	31	0	16	34	1	9	99	3.8
Strohm, Daniela	27	8	392	14.5	28	81	0.346	13	37	0.351	8	9	0.889	2	10	12	0.4	36	2	11	33	0	5	77	2.9
Ciocan, Cristina	28	18	556	19.9	31	83	0.373	2	15	0.133	9	16	0.563	12	47	59	2.1	56	2	81	78	7	39	73	2.6
Hoglund, Linda	16	0	79	4.9	9	21	0.429	2	7	0.286	5	6	0.833	5	5	10	0.6	9	0	5	6	1	4	25	1.6
Szakacs, Ildiko	13	0	94	7.2	7	23	0.304	2	12	0.167	4	4	1.000	2	9	11	0.8	9	0	5	6	1	4	20	1.5
Hollosoy, Viktoria	3	1	5	1.7	1	2	0.500	0	0	0.000	0	0	0.000	0	0	0	0.0	1	0	0	1	0	0	2	0.7
Hill, Crishna	4	1	25	6.3	1	5	0.200	0	2	0.000	0	0	0.000	0	0	0	0.0	4	0	0	2	0	0	2	0.5
Cook, Tasha	5	1	24	4.8	1	2	0.500	0	0	0.000	0	0	0.000	0	0	0	0.0	1	0	3	1	0	0	2	0.4
Murry, Melanie	1	0	1	1.0	0	1	0.000	0	0	0.000	0	0	0.000	0	0	0	0.0	0	0	0	0	0	0	0	0.0
Team														48	63	111	4.0				11				
USC	28		5600		689	1324	0.520	148	447	0.331	326	480	0.679	370	708	1078	38.5	560	18	414	589	113	254	1852	66.1
Opponents	28		5600		677	1680	0.403	134	419	0.320	415	621	0.668	409	647	1056	37.7	450	9	416	498	73	266	1903	68.0

1999-2000

Player	GP	GS	Min	Avg	FG	FGA	Pct	3FG	FGA	Pct	FT	FTA	Pct	Off	Def	Tot	Avg	PF	FO	A	TO	Blk	Stl	Pts	Avg
Lester, Annie	28	23	728	26.0	126	258	0.488	0	3	0.000	102	142	0.718	75	70	145	5.2	73	4	27	50	1	43	354	12.6
Penn, Jocelyn	28	15	721	25.8	127	230	0.552	0	1	0.000	93	138	0.674	70	101	171	6.1	75	1	64	105	4	74	347	12.4
Gortman, Shaunzinski	20	20	578	28.9	116	248	0.468	13	34	0.382	51	85	0.600	25	87	112	5.6	63	2	84	108	18	51	296	14.8
Segres, Shannon	28	18	570	20.4	90	200	0.450	7	29	0.241	51	64	0.797	44	67	111	4.0	72	2	19	73	7	23	238	8.5
Morrone, Kelly	27	9	691	25.6	64	186	0.344	50	135	0.370	10	15	0.667	11	47	58	2.1	39	0	78	75	4	21	188	7.0
Ajanovic, Ines	28	6	357	12.8	34	96	0.354	16	53	0.302	10	21	0.476	24	37	61	2.2	31	1	23	35	0	12	94	3.4
Hill, Crishna	28	6	473	16.9	31	108	0.287	13	55	0.236	12	20	0.600	22	22	44	1.6	50	0	29	35	0	12	87	3.1
Jeffcoat, Shanta	28	18	553	19.8	26	81	0.321	8	31	0.258	24	34	0.706	28	17	45	1.6	42	0	44	54	3	16	84	3.0
Hoglund, Linda	19	0	128	6.7	10	37	0.270	6	22	0.273	0	3	0.000	6	8	14	0.7	17	0	6	9	2	7	26	1.4
Key, Casie	14	1	55	3.9	3	12	0.250	0	0	0.000	3	5	0.600	3	8	11	0.8	6	0	3	6	0	0	9	0.6
Plemons, Andrea	7	0	31	4.4	2	6	0.333	0	1	0.000	2	2	1.000	0	3	3	0.4	5	0	4	3	0	1	6	0.9
Hollosoy, Viktoria	1	0	8	8.0	0	2	0.000	0	0	0.000	0	0	0.000	0	0	0	0.0	1	0	1	0	0	0	0	0.0
Team														56	81	137	4.9				11				
USC	28		5625		699	1643	0.425	114	372	0.306	391	573	0.682	418	674	1092	39.0	553	11	438	630	67	313	1903	68.0
Opponents	28		5625		690	1607	0.429	98	309	0.317	380	589	0.645	352	615	967	34.5	495	13	405	582	76	294	1858	66.4

1998-1999

Player	GP	GS	Min	Avg	FG	FGA	Pct	3FG	FGA	Pct	FT	FTA	Pct	Off	Def	Tot	Avg	PF	FO	A	TO	Blk	Stl	Pts	Avg
Lester, Annie	27	27	797	29.5	156	346	0.451	5	31	0.161	80	115	0.696	100	113	213	7.9	100	9	21	57	5	53	397	14.7
Penn, Jocelyn	27	13	685	25.4	130	247	0.526	0	0	0.000	91	132	0.689	81	94	175	6.5	84	1	41	62	2	79	351	13.0
Gortman, Shaunzinski	27	25	745	27.6	118	314	0.376	12	56	0.214	53	90	0.589	57	80	137	5.1	88	6	61	104	4	47	301	11.1
Williams, Lisa	27	26	774	28.7	95	264	0.360	33	111	0.297	49	73	0.671	51	50	101	3.7	84	6	99	83	3	63	272	10.1
Miars, Nikki	27	26	969	35.9	75	233	0.322	33	105	0.314	82	110	0.745	20	63	83	3.1	66	2	116	98	2	65	265	9.8
Segres, Shannon	27	15	534	19.8	73	185	0.395	2	11	0.182	70	93	0.753	43	56	99	3.7	77	1	18	55	4	26	218	8.1
Hill, Crishna	27	3	516	19.1	37	117	0.316	10	52	0.192	12	21	0.571	27	40	67	2.5	58	1	36	43	3	28	96	3.6
Jeffcoat, Shanta	24	0	238	9.9	19	51	0.373	2	16	0.125	17	20	0.850	17	14	31	1.3	22	0	23	21	3	16	57	2.4
Key, Casie	20	0	123	6.2	17	39	0.436	0	0	0.000	3	8	0.375	15	22	37	1.9	19	1	0	15	0	7	37	1.9
Ajanovic, Ines	4	0	19	4.8	2	7	0.286	0	0	0.000	4	4	1.000	1	1	2	0.5	2	0	0	4	1	0	8	2.0
USC	27		5400		722	1803	0.400	97	383	0.253	461	666	0.692	465	594	1059	39.2	600	27	415	547	27	384	2002	74.1
Opponents	27		5400		725	1506	0.481	105	267	0.393	412	637	0.647	332	715	1047	38.8	553	0	703	703	82	232	1967	72.9

1997-1998

Player	GP	GS	Min	Avg	FG	FGA	Pct	3FG	FGA	Pct	FT	FTA	Pct	Off	Def	Tot	Avg	PF	FO	A	TO	Blk	Stl	Pts	Avg
Lester, Annie	28	28	862	30.8	190	424	0.448	0	1	0.000	115	148	0.777	108	139	247	8.8	103	8	21	46	1	76	495	17.7
Miars, Nikki	28	28	1072	38.3	107	284	0.377	33	105	0.314	105	145	0.724	17	66	83	3.0	66	2	139	135	3	63	352	12.6
Williams, Lisa	28	28	880	31.4	127	350	0.363	26	109	0.239	66	92	0.717	58	78	136	4.9	105	7	103	99	9	64	346	12.4
Carr, Donna	27	25	685	25.4	74	181	0.409	0	0	0.000	31	75	0.413	83	109	192	7.1	92	5	47	60	10	45	179	6.6
White, Zenovia	28	28	805	28.8	75	181	0.414	0	6	0.000	21	40	0.525	74	52	126	4.5	99	7	53	74	2	25	171	6.1
Godfrey, Heather	26	0	426	16.4	43	132	0.326	40	122	0.328	4	9	0.444	12	34	46	1.8	26	0	29	39	0	5	130	5.0
Ramsey, Audrey	28	2	413	14.8	41	112	0.366	1	3	0.333	32	58	0.552	30	40	70	2.5	31	0	13	25	3	11	115	4.1
Lee, Rachell	25	1	195	7.8	26	59	0.441	0	0	0.000	26	40	0.650	15	17	32	1.3	38	0	1	15	8	7	78	3.1
Jeffcoat, Shanta	24	0	184	7.7	21	55	0.382	4	18	0.222	10	17	0.588	6	17	23	1.0	21	0	19	21	1	5	56	2.3
Key, Casie	15	0	47	3.1	9	21	0.429	0	0	0.000	1	5	0.200	7	8	15	1.0	14	1	0	10	1	1	19	1.3
Hadwin, Sara	7	0	21	3.0	4	5	0.800	2	2	1.000	0	1	0.000	2	3	5	0.7	4	0	2	3	0	1	10	1.4
Lewis, Elin	2	0	7	3.5	0	1	0.000	0	1	0.000	0	0	0.000	0	0	0	0.0	0	0	1	1	0	0	0	0.0
Team																120									
USC	28		5597	199.9	717	1805	0.397	106	367	0.289	411	630	0.652	411	561	1092	39.0	599	30	428	543	38	202	1951	69.7
Opponents	28		5597	199.9	740	1619	0.457	92	275	0.335	455	677	0.672	377	750	1127	40.3	567		411	605	92	227	2027	72.4

1996-1997

Player	GP	GS	Min	Avg	FG	FGA	Pct	3FG	FGA	Pct	FT	FTA	Pct	Off	Def	Tot	Avg	PF	FO	A	TO	Blk	Stl	Pts	Avg
Miars, Nikki	27	27	956	35.4	125	358	0.349	30	102	0.294	124	152	0.816	24	90	114	4.2	48	1	86	122	1	54	404	15.0
Williams, Lisa	27	25	724	26.8	83	231	0.359	16	64	0.250	79	99	0.798	41	66	107	4.0	67	0	57	115	7	48	261	9.7
Lester, Annie	27	18	623	23.1	103	222	0.464	0	0	0.000	36	50	0.720	65	115	180	6.7	68	2	6	23	12	43	242	9.0
White, Zenovia	27	27	630	23.3	61	167	0.365	0	2	0.000	19	39	0.487	58	44	102	3.8	72	3	28	74	4	30	141	5.2
Ramsey, Audrey	27	12	521	19.3	48	102	0.471	0	1	0.000	43	62	0.694	55	79	134	5.0	34	0	11	25	2	14	139	5.1
Jeffcoat, Shanta	27	0	461	17.1	42	126	0.333	6	26	0.231	43	61	0.705	21	45	66	2.4	41	0	39	70	4	25	133	4.9
Godfrey, Heather	27	2	384	14.2	43	147	0.293	33	131	0.252	1	4	0.250	21	28	49	1.8	10	0	35	47	2	11	120	4.4
Lee, Rachell	24	10	447	18.6	46	110	0.418	0	0	0.000	23	45	0.511	36	57	93	3.9	75	3	7	28	23	17	115	4.8
Carr, Donna	18	14	338	18.8	29	65	0.446	0	1	0.000	20	49	0.408	45	67	112	6.2	43	4	16	24	9	15	78	4.3
Key, Casie	17	0	91	5.4	9	27	0.333	0	0	0.000	3	14	0.214	12	25	37	2.2	9	0	4	6	7	5	21	1.2
Hadwin, Sara	15	0	67	4.5	8	16	0.500	1	2	0.500	2	4	0.500	1	5	6	0.4	5	0	10	13	0	5	19	1.3
Keppeler, Lynette	21	0	158	7.5	7	30	0.233	0	0	0.000	3	10	0.300	8	18	26	1.2	19	0	2	17	5	6	17	0.8
Team																121									
USC	27		5400	200.0	604	1601	0.377	86	329	0.261	396	589	0.672	387	639	1147	42.5	491		301	597	76	273	1690	62.6
Opponents	27		5400	200.0	671	1643	0.408	118	374	0.316	378	570	0.663	378	677	1055	39.1	511		413	514	90	300	1838	68.1

1995-1996

Player	GP	GS	Min	Avg	FG	FGA	Pct	3FG	FGA	Pct	FT	FTA	Pct	Off	Def	Tot	Avg	PF	FO	A	TO	Blk	Stl	Pts	Avg
Johnson, Shannon	28	27	973	34.8	238	544	0.438	82	202	0.406	133	179	0.743	44	123	167	6.0	86	1	113	104	20	74	691	24.7
Miars, Nikki	26	19	714	27.5	89	217	0.410	18	53	0.340	46	67	0.687	31	58	89	3.4	42	0	45	52	6	29	242	9.3
Williams, Lisa	28	9	621	22.2	82	234	0.350	24	75	0.320	32	50	0.640	38	56	94	3.4	55	0	54	65	10	38	220	7.9
Kelly, Cindy	28	28	704	25.1	73	180	0.406	9	38	0.237	33	49	0.673	74	80	154	5.5	60	0	10	35	6	9	188	6.7
Hickey, Trese	27	25	580	21.5	81	187	0.433	0	0	0.000	18	45	0.400	72	105	177	6.6	84	1	11	41	7	31	180	6.7
Godfrey, Heather	28	1	348	12.4	53	140	0.379	43	121	0.355	2	2	1.000	9	29	38	1.4	7	0	14	29	2	7	151	5.4
Funderburk, Natalie	28	28	898	32.1	39	152	0.257	24	90	0.267	28	51	0.549	5	84	89	3.2	48	0	127	76	1	47	130	4.6
Ramsey, Audrey	28	2	476	17.0	33	109	0.303	6	22	0.273	39	52	0.750	54	69	123	4.4	29	0	13	15	2	11	111	4.0
Carr, Donna	18	1	215	11.9	21	40	0.525	0	0	0.000	16	24	0.667	25	33	58	3.2	32	0	9	12	5	13	58	3.2
Thompson, Tenna	11	0	101	9.2	10	22	0.455	0	0	0.000	2	4	0.500	9	12	21	1.9	25	0	1	4	1	3	22	2.0
Wells, Amy	6	0	42	7.0	8	15	0.533	0	0	0.000	2	4	0.500	9	12	21	3.5	5	0	0	6	0	4	18	3.0
Team																135									
USC	28		5672	202.6	727	1840	0.395	206	601	0.343	351	533	0.659	370	664	1169	41.8	473		397	439	60	266	2011	71.8
Opponents	28		5672	202.6	690	1748	0.395	120	389	0.308	304	465	0.654	418	771	1189	42.5	530		449	538	68	214	1804	64.4

1994-1995

Player	GP	GS	Min	Avg	FG	FGA	Pct	3FG	FGA	Pct	FT	FTA	Pct	Off	Def	Tot	Avg	PF	FO	A	TO	Blk	Stl	Pts	Avg
Johnson, Shannon	27	27	973	36.0	214	497	0.431	64	182	0.352	154	227	0.678	62	110	172	6.4	91	4	138	99	18	57	646	23.9
Kelly, Cindy	27	27	687	25.4	114	232	0.491	9	34	0.265	54	78	0.692	62	73	135	5.0	75	2	12	40	7	9	291	10.8
Randall, Jenny	27	27	856	31.7	109	280	0.389	32	101	0.317	35	49	0.714	64	102	166	6.1	91	5	40	60	8	35	285	10.6
Timmons, Christi	27	27	874	32.4	90	281	0.320	46	198	0.232	18	38	0.474	33	83	116	4.3	65	4	84	56	9	61	244	9.0
Funderburk, Natalie	27	27	912	33.8	39	148	0.264	11	60	0.183	53	77	0.688	10	91	101	3.7	66	2	126	87	1	50	142	5.3
Ramsey, Audrey	27	0	406	15.0	53	125	0.424	13	44	0.295	21	35	0.600	41	42	83	3.1	36	0	9	20	3	8	140	5.2
Godfrey, Heather	27	0	436	16.1	46	122	0.377	43	106	0.406	0	1	0.000	18	24	42	1.6	28	0	21	28	0	4	135	5.0
Thompson, Tenna	24	0	234	9.8	25	51	0.490	0	0	0.000	7	15	0.467	13	33	46	1.9	47	1	1	21	3	6	57	2.4
Gill, E	5	0	10	2.0	0	1	0.000	0	0	0.000	0	1	0.000	1	1	2	0.4	0	0	0	2	0	1	0	0.0
Team																116									
USC	27		5388	199.6	690	1737	0.397	218	725	0.301	342	521	0.656	304	559	979	36.3	499		431	413	49	231	1940	71.9
Opponents	27		5388	199.6	753	1711	0.440	149	448	0.333	396	554	0.715	425	800	1225	45.4	499		418	509	47	208	2051	76.0

- [Intro](#)
- [Players](#)
- [Staff](#)
- [Opponents](#)
- [Review](#)
- [Records](#)
- [History](#)

Year-by-Year Stats

1993-1994

Player	GP	GS	Min	Avg	FG	FGA	Pct	3FG	FGA	Pct	FT	FTA	Pct	Off	Def	Tot	Avg	PF	FO	A	TO	Blk	Stl	Pts	Avg
Johnson, Shannon	27	27	834	30.9	231	506	0.457	44	111	0.396	128	186	0.688	65	95	160	5.9	95	1	133	117	17	64	634	23.5
Timmons, Christi	26	2	724	27.8	100	288	0.347	79	244	0.324	19	27	0.704	29	75	104	4.0	64	2	60	45	9	42	298	11.5
Randall, Jenny	27	27	660	24.4	101	280	0.361	40	122	0.328	51	59	0.864	40	72	112	4.1	92	5	27	50	7	22	293	10.9
Bass, Nicki	27	26	634	23.5	70	210	0.333	60	183	0.328	35	40	0.875	12	17	29	1.1	54	2	36	36	0	16	235	8.7
McDaniel, Malinda	27	25	634	23.5	95	178	0.534	0	0	0.000	35	76	0.461	88	132	220	8.1	73	3	10	52	5	29	225	8.3
Kelly, Cindy	26	2	409	15.7	56	122	0.459	6	22	0.273	27	40	0.675	34	72	106	4.1	51	0	2	13	20	8	145	5.6
Funderburk, Natalie	27	26	680	25.2	33	97	0.340	13	41	0.317	35	66	0.530	10	65	75	2.8	53	0	96	76	1	34	114	4.2
Wilkins, Shayla	27	0	372	13.8	33	71	0.465	1	3	0.333	14	32	0.438	47	61	108	4.0	42	1	13	26	3	10	81	3.0
Canty, Brit	25	1	307	12.3	30	78	0.385	1	5	0.200	13	23	0.565	38	28	66	2.6	35	0	21	29	4	17	74	3.0
Moss, Wendy	17	0	78	4.6	9	20	0.450	4	13	0.308	1	1	1.000	8	12	20	1.2	7	0	8	7	1	5	23	1.4
Gullett, Erica	4	0	74	18.5	9	21	0.429	0	0	0.000	4	7	0.571	8	14	22	5.5	6	0	1	5	2	1	22	5.5
Team																115									
USC	27		5406	200.2	767	1871	0.410	248	744	0.333	362	557	0.650	379	643	1137	42.1	572		407	456	69	248	2144	79.4
Opponents	27		5406	200.2	743	1743	0.426	134	401	0.334	403	622	0.648	448	803	1251	46.3	517		424	539	71	197	2023	74.9

1992-1993

Player	GP	GS	Min	Avg	FG	FGA	Pct	3FG	FGA	Pct	FT	FTA	Pct	Off	Def	Tot	Avg	PF	FO	A	TO	Blk	Stl	Pts	Avg
Joyner, Lori	22	22	706	32.1	114	295	0.386	5	32	0.156	104	135	0.770	19	55	74	3.4	61	2	53	72	3	39	337	15.3
Williams, Marsha	24	22	771	32.1	131	310	0.423	0	0	0.000	64	120	0.533	103	153	256	10.7	60	2	14	72	16	26	326	13.6
Johnson, Shannon	27	27	715	26.5	89	212	0.420	18	50	0.360	63	87	0.724	30	68	98	3.6	81	3	83	131	4	65	259	9.6
Murray, Michelle	23	22	627	27.3	80	164	0.488	0	0	0.000	35	61	0.574	84	120	204	8.9	53	0	6	39	43	24	195	8.5
Timmons, Christi	26	15	532	20.5	46	146	0.315	30	111	0.270	12	14	0.857	10	28	38	1.5	35	1	39	38	7	41	134	5.2
Bass, Nicki	27	12	477	17.7	38	140	0.271	29	112	0.259	22	32	0.688	12	20	32	1.2	33	0	34	33	0	15	127	4.7
Randall, Jenny	26	5	344	13.2	30	98	0.306	13	46	0.283	12	15	0.800	14	42	56	2.2	28	0	17	33	1	8	85	3.3
Gullett, Erica	26	8	365	14.0	28	74	0.378	0	0	0.000	26	48	0.542	36	54	90	3.5	33	0	5	20	5	11	82	3.2
McDaniel, Malinda	25	2	242	9.7	22	44	0.500	0	0	0.000	16	30	0.533	29	34	63	2.5	19	0	1	20	2	11	60	2.4
Funderburk, Natalie	19	0	200	10.5	7	24	0.292	1	2	0.500	13	23	0.565	4	12	16	0.8	17	0	28	21	1	9	28	1.5
Kelly, Cindy	17	0	154	9.1	8	16	0.500	0	0	0.000	7	16	0.438	14	28	42	2.5	11	0	1	2	2	6	23	1.4
Moss, Wendy	8	0	62	7.8	8	14	0.571	2	4	0.500	4	5	0.800	5	3	8	1.0	0	0	2	3	0	5	22	2.8
Wilkins, Shayla	14	0	85	6.1	8	30	0.267	1	2	0.500	3	8	0.375	9	3	12	0.9	17	0	4	10	2	7	20	1.4
Canty, Brit	19	0	140	7.4	7	29	0.241	0	1	0.000	4	10	0.400	13	12	25	1.3	15	0	6	12	8	8	18	0.9
Team																106									
USC	27		5420	200.7	616	1596	0.386	99	360	0.275	385	604	0.637	382	632	1120	41.5	463		293	506	94	275	1716	63.6
Opponents	27		5420	200.7	649	1676	0.387	103	307	0.336	275	443	0.621	430	708	1138	42.1	550		342	526	62	250	1676	62.1

1991-1992

Player	GP	GS	Min	Avg	FG	FGA	Pct	3FG	FGA	Pct	FT	FTA	Pct	Off	Def	Tot	Avg	PF	FO	A	TO	Blk	Stl	Pts	Avg
Williams, Marsha	28	28	924	33.0	236	508	0.465	0	0	0.000	126	200	0.630	133	182	315	11.3	79	3	21	94	17	26	598	21.4
Timmons, Christi	28	28	932	33.3	107	299	0.358	84	241	0.349	28	37	0.757	10	71	81	2.9	50	1	102	104	11	60	326	11.6
Bass, Nicki	28	26	857	30.6	52	164	0.317	31	92	0.337	81	196	0.413	13	40	53	1.9	82	2	96	137	3	33	216	7.7
Randall, Jenny	24	13	509	21.2	63	159	0.396	19	50	0.380	40	58	0.690	32	51	83	3.5	62	2	38	57	10	16	185	7.7
Murray, Michelle	28	3	555	19.8	50	124	0.403	0	0	0.000	30	66	0.455	84	112	196	7.0	56	0	5	31	49	22	130	4.6
Moss, Wendy	28	3	362	12.9	36	97	0.371	12	38	0.316	9	13	0.692	13	24	37	1.3	12	0	23	35	2	12	93	3.3
Wilkins, Shayla	28	9	409	14.6	32	83	0.386	2	7	0.286	21	30	0.700	35	37	72	2.6	24	0	21	42	3	30	87	3.1
McMillian, Treka	27	25	668	24.7	19	49	0.388	0	0	0.000	19	39	0.487	70	92	162	6.0	70	2	13	25	3	25	57	2.1
Canty, Brit	28	5	409	14.6	19	69	0.275	1	6	0.167	6	15	0.400	9	24	33	1.2	26	0	38	67	1	23	45	1.6
Team																103	3.6								
USC			5625		614	1552	0.396	149	434	0.343	360	564	0.638	399	633	1135	40.5	461	10	357	592	99	247	1737	62.0
Opponents			5625		646	1659	0.389	88	299	0.294	317	477	0.665	359	578	1063	38.0	545	15	355	501	54	308	1697	60.6

1990-1991

Player	GP	GS	Min	Avg	FG	FGA	Pct	3FG	FGA	Pct	FT	FTA	Pct	Off	Def	Tot	Avg	PF	FO	A	TO	Blk	Stl	Pts	Avg
Middleton, Karen	31	31	1134	36.6	187	437	0.428	115	265	0.434	55	67	0.821	50	97	147	4.7	56	0	122	85	1	52	544	17.5
Williams, Marsha	31	30	947	30.5	209	440	0.475	0	0	0.000	87	128	0.680	126	177	303	9.8	95	4	24	85	19	17	505	16.3
Joyner, Lori	30	28	907	30.2	184	391	0.471	11	48	0.229	105	139	0.755	18	69	87	2.9	67	3	97	94	0	51	484	16.1
Murray, Michelle	31	0	599	19.3	56	145	0.386	0	0	0.000	28	70	0.400	71	130	201	6.5	57	0	4	37	53	4	140	4.5
David, Sherry	30	28	842	28.1	49	133	0.368	2	4	0.500	39	51	0.765	12	50	62	2.1	74	1	160	107	9	55	139	4.6
Bass, Nicki	28	0	401	14.3	44	115	0.383	32	83	0.386	13	20	0.650	9	14	23	0.8	40	0	22	31	0	13	133	4.8
Gardner, Ann	30	7	522	17.4	49	118	0.415	26	71																

South Carolina Basketball

Year-by-Year Stats

1989-1990

Player	GP	GS	Min	Avg	FG	FGA	Pct	3FG	FGA	Pct	FT	FTA	Pct	Off	Def	Tot	Avg	PF	FO	A	TO	Blk	Stl	Pts	Avg
Hunt, Beth	33	33	1054	31.9	316	547	0.578	1	8	0.125	115	171	0.673	107	230	337	10.2	73	1	55	95	21	52	748	22.7
Middleton, Karen	33	33	1139	34.5	163	327	0.498	76	162	0.469	35	49	0.714	36	112	148	4.5	63	2	105	70	2	42	437	13.2
Banner, Schonna	33	33	1051	31.8	181	317	0.571	0	0	0.000	55	82	0.671	80	174	254	7.7	90	1	35	48	25	36	417	12.6
Diaz, Lisa	33	33	1100	33.3	176	374	0.471	0	1	0.000	45	55	0.818	31	57	88	2.7	63	1	138	88	1	52	397	12.0
Williams, Marsha	33	0	430	13.0	57	131	0.435	0	0	0.000	42	65	0.646	65	87	152	4.6	84	3	3	43	6	11	156	4.7
David, Sherry	32	32	905	28.3	47	123	0.382	1	2	0.500	22	34	0.647	7	40	47	1.5	87	1	161	109	2	59	117	3.7
Joyner, Lori	33	0	430	13.0	42	112	0.375	8	22	0.364	20	36	0.556	3	27	30	0.9	40	0	52	57	0	23	112	3.4
McMillian, Treka	21	1	217	10.3	9	18	0.500	0	0	0.000	16	25	0.640	27	47	74	3.5	13	0	3	12	0	4	34	1.6
Murray, Michelle	14	0	90	6.4	9	24	0.375	0	0	0.000	4	12	0.333	15	15	30	2.1	19	0	1	1	3	1	22	1.6
Gardner, Ann	18	0	168	9.3	9	39	0.231	0	0	0.000	4	8	0.500	9	22	31	1.7	12	0	13	13	1	4	22	1.2
Hawkins, Beverly	13	0	91	7.0	5	24	0.208	0	0	0.000	4	9	0.444	8	15	23	1.8	6	0	6	19	0	2	14	1.1
USC			6675		1014	2036	0.498	86	195	0.441	362	546	0.663	388	826	1328	40.2	550	9	572	564	61	286	2476	75.0
Opponents			6675		822	2040	0.403	80	262	0.305	365	544	0.671	366	664	1131	34.3	558	15	437	557	47	265	2089	63.3

1988-1989

Player	GP	GS	Min	Avg	FG	FGA	Pct	3FG	FGA	Pct	FT	FTA	Pct	Off	Def	Tot	Avg	PF	FO	A	TO	Blk	Stl	Pts	Avg
Hunt, Beth	30	30	915	30.5	242	420	0.576	1	1	1.000	107	141	0.759	107	169	276	9.2	78	2	42	99	20	52	592	19.7
Banner, Schonna	30	30	891	29.7	192	344	0.558	0	0	0.000	51	80	0.638	71	154	225	7.5	89	3	23	44	29	39	435	14.5
Parker, Martha	30	30	1043	34.8	143	255	0.561	1	5	0.200	119	150	0.793	50	122	172	5.7	96	1	146	88	0	73	406	13.5
Diaz, Lisa	30	29	911	30.4	161	297	0.542	1	3	0.333	51	69	0.739	32	43	75	2.5	57	0	174	85	7	52	374	12.5
Middleton, Karen	30	3	810	27.0	131	283	0.463	51	112	0.455	12	19	0.632	18	51	69	2.3	33	0	90	53	6	32	325	10.8
Hawkins, Beverly	29	0	478	16.5	48	109	0.440	0	0	0.000	26	38	0.684	32	44	76	2.6	35	1	25	30	14	23	122	4.2
David, Sherry	30	28	625	20.8	29	67	0.433	0	0	0.000	12	20	0.600	4	35	39	1.3	73	2	93	85	1	26	70	2.3
Joyner, Lori	17	0	125	7.4	12	30	0.400	0	0	0.000	11	16	0.688	1	5	6	0.4	12	0	17	16	1	6	35	2.1
Gardner, Ann	17	0	114	6.7	11	29	0.379	0	0	0.000	7	8	0.875	9	12	21	1.2	9	0	3	2	1	2	29	1.7
McMillian, Treka	10	0	72	7.2	4	14	0.286	0	0	0.000	4	12	0.333	8	17	25	2.5	9	0	3	2	1	2	12	1.2
Parker, Tracey	4	0	16	4.0	3	4	0.750	0	0	0.000	1	2	0.500	0	0	0	0.0	1	0	2	1	0	1	7	1.8
USC			6000		976	1852	0.527	54	121	0.446	401	555	0.723	332	652	1068	35.6	492	9	618	510	81	310	2407	80.2
Opponents			6000		808	1866	0.433	50	146	0.342	323	494	0.654	384	556	1057	35.2	518	11	437	613	46	258	1989	66.3

1987-1988

Player	GP	GS	Min	Avg	FG	FGA	Pct	3FG	FGA	Pct	FT	FTA	Pct	Off	Def	Tot	Avg	PF	FO	A	TO	Blk	Stl	Pts	Avg
Parker, Martha	34	33	1172	34.5	202	359	0.563	2	5	0.400	157	231	0.680	83	160	243	7.1	101	5	131	103	8	58	563	16.6
Banner, Schonna	33	31	996	30.2	219	415	0.528	0	0	0.000	67	105	0.638	79	161	240	7.3	94	3	19	39	32	36	505	15.3
Middleton, Karen	34	27	930	27.4	157	370	0.424	75	173	0.434	19	27	0.704	23	57	80	2.4	39	0	92	49	2	25	408	12.0
Williams, Monica	32	30	899	28.1	113	268	0.422	0	8	0.000	49	65	0.754	64	106	170	5.3	82	1	94	78	16	62	275	8.6
Diaz, Lisa	34	15	799	23.5	114	236	0.483	3	10	0.300	37	53	0.698	31	60	91	2.7	74	0	120	104	5	35	268	7.9
Hawkins, Beverly	34	10	534	15.7	53	122	0.434	0	1	0.000	13	21	0.619	38	62	100	2.9	46	0	27	52	6	21	119	3.5
Glass, Peggy	31	16	366	11.8	34	81	0.420	0	0	0.000	17	36	0.472	39	45	84	2.7	60	2	14	25	3	5	85	2.7
Raab, Dawn	34	3	524	15.4	24	71	0.338	9	28	0.321	18	33	0.545	3	32	35	1.0	41	0	56	69	1	22	75	2.2
Glass, Laura	32	3	317	9.9	32	74	0.432	0	0	0.000	9	17	0.529	25	44	69	2.2	31	0	6	23	3	5	73	2.3
David, Sherry	14	0	88	6.3	9	25	0.360	1	3	0.333	10	14	0.714	1	11	12	0.9	7	0	10	11	3	10	29	2.1
Frazier, Lorraine	21	2	134	6.4	9	26	0.346	0	0	0.000	6	12	0.500	11	13	24	1.1	24	0	8	14	1	5	24	1.1
Gardner, Ann	12	0	56	4.7	8	27	0.296	0	0	0.000	4	10	0.400	12	6	18	1.5	6	0	0	8	0	2	20	1.7
Howard, Natalie	5	0	32	6.4	7	14	0.500	0	0	0.000	1	2	0.500	3	4	7	1.4	2	0	1	4	0	2	15	3.0
Parker, Tracey	2	0	3	1.5	0	2	0.000	0	0	0.000	1	2	0.500	1	0	1	0.5	2	0	0	1	0	0	1	0.5
USC			6850		981	2090	0.469	90	228	0.395	408	628	0.650	413	761	1332	39.2	609	11	578	580	80	288	2460	72.4
Opponents			6850		898	2083	0.431	52	178	0.292	435	665	0.654	401	662	1237	36.4	611	17	424	552	48	280	2283	67.1

1986-1987

Player	GP	GS	Min	Avg	FG	FGA	Pct	3FG	FGA	Pct	FT	FTA	Pct	Off	Def	Tot	Avg	PF	FO	A	TO	Blk	Stl	Pts	Avg
Parker, Martha	30	30	1122	37.4	173	339	0.510	n/a	n/a	n/a	120	160	0.750	n/a	n/a	172	5.7	85	5	104	116	8	76	466	15.5
Banner, Schonna	29	19	864	29.8	183	350	0.523	n/a	n/a	n/a	68	94	0.723	n/a	n/a	182	6.3	81	2	11	52	17	23	434	15.0
Williams, Monica	30	30	963	32.1	129	326	0.396	n/a	n/a	n/a	55	72	0.764	n/a	n/a	173	5.8	89	4	116	90	13	65	313	10.4
Diaz, Lisa	29	6	658	22.7	100	209	0.478	n/a	n/a	n/a	10	14	0.714	n/a	n/a	44	1.5	32	0	66	57	1	36	210	7.2
Harvey, Tammy	30	25	711	23.7	69	146	0.473	n/a	n/a	n/a	24	61	0.393	n/a	n/a	172	5.7	82	2	34	63	6	18	162	5.4
Frazier, Lorraine	29	3	368	12.7	41	75	0.547	n/a	n/a	n/a	25	28	0.893	n/a	n/a	69	2.4	36	0	13	40	2	19	107	3.7
Glass, Peggy	30	14	510	17.0	39	105	0.371	n/a	n/a	n/a	28	46	0.609	n/a	n/a	112	3.7	69	2	8	52	7	12	106	3.5

Year-by-Year Stats

1985-1986

Player	GP	GS	Min	Avg	FG	FGA	Pct	3FG	FGA	Pct	FT	FTA	Pct	Off	Def	Tot	Avg	PF	FO	A	TO	Blk	Stl	Pts	Avg
Southers, Brantley	30	29	1062	35.4	266	573	0.464	n/a	n/a	n/a	83	97	0.856	n/a	n/a	256	8.5	83	1	99	93	12	63	615	20.5
Ballou, Mindy	30	30	1116	37.2	189	423	0.447	n/a	n/a	n/a	79	97	0.814	n/a	n/a	96	3.2	62	3	174	114	2	65	457	15.2
Gilmore, Sharon	30	30	945	31.5	189	368	0.514	n/a	n/a	n/a	50	94	0.532	n/a	n/a	266	8.9	102	6	11	62	20	41	428	14.3
Parker, Martha	30	29	1119	37.3	108	224	0.482	n/a	n/a	n/a	77	100	0.770	n/a	n/a	141	4.7	78	0	162	95	5	77	293	9.8
Harvey, Tammy	29	17	641	22.1	51	108	0.472	n/a	n/a	n/a	39	71	0.549	n/a	n/a	162	5.6	70	1	31	35	5	30	141	4.9
Williams, Monica	6	6	184	30.6	27	53	0.509	n/a	n/a	n/a	7	10	0.700	n/a	n/a	39	6.5	19	1	16	19	1	10	61	10.2
Glass, Laura	24	3	228	9.5	25	52	0.481	n/a	n/a	n/a	9	18	0.500	n/a	n/a	56	2.3	36	0	4	13	5	6	59	2.5
Raab, Dawn	27	1	367	13.6	19	43	0.442	n/a	n/a	n/a	16	27	0.593	n/a	n/a	29	1.1	18	0	55	25	0	24	54	2.0
Glass, Peggy	26	5	281	10.8	20	64	0.313	n/a	n/a	n/a	13	19	0.684	n/a	n/a	52	2.0	51	2	6	21	6	4	53	2.0
McAlister, Amy	19	0	108	5.7	14	34	0.412	n/a	n/a	n/a	4	8	0.500	n/a	n/a	18	0.9	20	0	9	11	0	4	32	1.7
Team	30															110	3.7								
USC	30				908	1942	0.468	n/a	n/a	n/a	377	541	0.697	n/a	n/a	1225	40.8	539	14	567	490	56	324	2193	73.1
Opponents	30				798	1921	0.415	n/a	n/a	n/a	367	552	0.665	n/a	n/a	1161	38.7	542	18	446	550	85	259	1963	65.4

1984-1985

Player	GP	GS	Min	Avg	FG	FGA	Pct	3FG	FGA	Pct	FT	FTA	Pct	Off	Def	Tot	Avg	PF	FO	A	TO	Blk	Stl	Pts	Avg
Southers, Brantley	28	28	988	35.3	211	459	0.460	n/a	n/a	n/a	60	78	0.769	n/a	n/a	192	6.9	72	0	63	85	14	45	482	17.2
Najarian, Renee	28	25	963	34.4	125	245	0.510	n/a	n/a	n/a	69	102	0.676	n/a	n/a	213	7.6	80	2	25	43	16	30	319	11.4
Ballou, Mindy	27	26	950	35.2	114	244	0.467	n/a	n/a	n/a	51	70	0.729	n/a	n/a	76	2.8	83	5	162	94	2	51	279	10.3
Williams, Monica	28	14	714	25.5	123	251	0.490	n/a	n/a	n/a	23	40	0.575	n/a	n/a	106	3.8	85	3	43	55	12	42	269	9.6
Gilmore, Sharon	22	19	583	26.5	119	215	0.553	n/a	n/a	n/a	38	66	0.576	n/a	n/a	169	7.7	78	3	13	59	18	37	258	11.7
McAlister, Marsi	28	28	798	28.5	103	266	0.387	n/a	n/a	n/a	33	47	0.702	n/a	n/a	143	5.1	84	4	95	128	6	59	239	8.5
Lynch, Gwen	28	0	392	14.0	42	86	0.488	n/a	n/a	n/a	15	19	0.789	n/a	n/a	45	1.6	36	1	39	23	1	20	99	3.5
Glass, Laura	17	0	83	4.9	8	19	0.421	n/a	n/a	n/a	10	18	0.556	n/a	n/a	25	1.5	18	0	2	10	0	1	26	1.5
Raab, Dawn	12	0	66	5.5	4	9	0.444	n/a	n/a	n/a	3	6	0.500	n/a	n/a	9	0.8	7	0	5	18	0	3	11	0.9
Harvey, Tammy	6	0	20	3.3	4	9	0.444	n/a	n/a	n/a	2	4	0.500	n/a	n/a	15	2.5	3	0	2	6	2	1	10	1.7
Frost, Colleen	6	0	15	2.5	2	3	0.667	n/a	n/a	n/a	1	5	0.200	n/a	n/a	4	0.7	2	0	1	3	0	1	5	0.8
Glass, Peggy	8	0	34	4.3	1	6	0.167	n/a	n/a	n/a	0	0	0.000	n/a	n/a	8	1.0	11	0	0	4	1	1	2	0.3
Rowe, Lori	4	0	4	1.0	0	3	0.000	n/a	n/a	n/a	0	0	0.000	n/a	n/a	3	0.8	1	0	0	2	0	1	0	0.0
USC	28				847	1815	0.467	n/a	n/a	n/a	305	455	0.670	n/a	n/a	1108	39.6	560	18	451	530	72	292	1999	71.4
Opponents	28				752	1779	0.423	n/a	n/a	n/a	353	551	0.641	n/a	n/a	1126	40.2	478	14	351	542	80	263	1857	66.3

1983-1984

Player	GP	GS	Min	Avg	FG	FGA	Pct	3FG	FGA	Pct	FT	FTA	Pct	Off	Def	Tot	Avg	PF	FO	A	TO	Blk	Stl	Pts	Avg
Southers, Brantley	30	30	1008	33.6	239	460	0.520	n/a	n/a	n/a	73	88	0.830	n/a	n/a	240	8.0	78	2	0	82	0	0	551	18.4
Gilmore, Sharon	30	28	807	26.9	154	338	0.456	n/a	n/a	n/a	92	133	0.692	n/a	n/a	215	7.2	92	2	26	68	34	32	400	13.3
McAlister, Marsi	29	29	940	32.4	152	345	0.441	n/a	n/a	n/a	57	76	0.750	n/a	n/a	158	5.4	92	3	128	109	5	49	361	12.4
Ballou, Mindy	30	30	1053	35.1	137	261	0.525	n/a	n/a	n/a	55	75	0.733	n/a	n/a	77	2.6	71	2	219	132	3	42	329	11.0
Najarian, Renee	27	11	721	26.7	84	164	0.512	n/a	n/a	n/a	63	97	0.649	n/a	n/a	168	6.2	83	4	28	53	10	20	231	8.6
Lynch, Gwen	30	21	747	24.9	91	194	0.469	n/a	n/a	n/a	12	16	0.750	n/a	n/a	58	1.9	61	1	60	35	2	34	194	6.5
Williams, Monica	30	1	468	15.6	59	133	0.444	n/a	n/a	n/a	21	36	0.583	n/a	n/a	89	2.9	55	1	28	43	9	34	139	4.6
Frost, Colleen	13	0	53	4.1	8	21	0.381	n/a	n/a	n/a	9	18	0.500	n/a	n/a	8	0.6	20	0	0	0	0	0	25	1.9
McAlister, Amy	12	0	60	5.0	6	16	0.375	n/a	n/a	n/a	6	10	0.600	n/a	n/a	9	0.8	19	0	2	14	0	0	18	1.5
Harvey, Tammy	16	0	91	5.7	5	17	0.294	n/a	n/a	n/a	5	7	0.714	n/a	n/a	16	1.0	15	0	4	8	1	4	15	0.9
Thompson, Dissy	12	0	53	4.4	4	11	0.364	n/a	n/a	n/a	0	1	0.000	n/a	n/a	8	0.7	10	0	7	4	0	4	8	0.7
Belcher, Shannon	7	0	15	2.1	1	4	0.250	n/a	n/a	n/a	0	1	0.000	n/a	n/a	3	0.4	2	0	0	2	1	1	2	0.3
Team	30															99	3.3								
USC	30				940	1964	0.479	n/a	n/a	n/a	393	558	0.704	n/a	n/a	1149	38.3	598	15	557	246	89	246	2273	75.8
Opponents	30				843	1954	0.431	n/a	n/a	n/a	441	637	0.692	n/a	n/a	1202	40.1	565	22	424	237	80	237	2127	70.9

South Carolina Basketball

Year-by-Year Stats

1982-1983

Player	GP	GS	Min	Avg	FG	FGA	Pct	3FG	FGA	Pct	FT	FTA	Pct	Off	Def	Tot	Avg	PF	FO	A	TO	Blk	Stl	Pts	Avg
Gilmore, Sharon	28	28	876	31.3	184	317	0.580	n/a	n/a	n/a	57	91	0.626	n/a	n/a	232	8.3	103	7	13	88	29	31	425	15.2
McAlister, Marsi	28	28	980	35.0	175	372	0.470	n/a	n/a	n/a	63	89	0.708	n/a	n/a	188	6.7	78	1	117	119	6	47	413	14.8
Parker, Becky	28	27	952	34.0	129	284	0.454	n/a	n/a	n/a	54	77	0.701	n/a	n/a	137	4.9	83	3	96	67	9	47	312	11.1
Johnson, Evelyn	16	11	259	16.2	88	192	0.458	n/a	n/a	n/a	60	90	0.667	n/a	n/a	106	6.6	56	4	22	41	7	17	236	14.8
Rivers, Sharon	27	24	794	29.4	85	172	0.494	n/a	n/a	n/a	44	57	0.772	n/a	n/a	69	2.6	83	4	143	0	4	61	214	7.9
Lynch, Gwen	23	9	340	14.8	71	154	0.461	n/a	n/a	n/a	12	16	0.750	n/a	n/a	46	2.0	21	0	20	20	1	16	154	6.7
Ballou, Mindy	28	5	77	15.4	54	130	0.415	n/a	n/a	n/a	26	38	0.684	n/a	n/a	50	1.8	35	0	40	64	3	12	134	4.8
Thomas, Michelle	13	8	161	12.4	39	101	0.386	n/a	n/a	n/a	12	29	0.414	n/a	n/a	77	5.9	31	2	18	24	13	11	90	6.9
Malichi, Lisa	9	0	32	3.6	7	26	0.269	n/a	n/a	n/a	17	23	0.739	n/a	n/a	19	2.1	14	0	0	10	4	3	31	3.4
Wheaton, Krysti	20	0	122	6.1	12	37	0.324	n/a	n/a	n/a	4	14	0.286	n/a	n/a	25	1.3	19	0	3	15	2	2	28	1.4
Frost, Colleen	13	0	17	1.3	3	7	0.429	n/a	n/a	n/a	3	4	0.750	n/a	n/a	7	0.5	11	0	1	4	2	2	9	0.7
Thompson, Dissy	13	0	16	1.2	3	4	0.750	n/a	n/a	n/a	2	2	1.000	n/a	n/a	4	0.3	5	0	2	3	0	0	8	0.6
Southers, Brantley	1	0	0+	0.1	1	3	0.333	n/a	n/a	n/a	0	0	0.000	n/a	n/a	2	2.0	1	0	0	1	0	0	2	2.0
Team																119	4.3								
USC	28				851	1799	0.473	n/a	n/a	n/a	354	530	0.668	n/a	n/a	1081	38.6	540	21	475	565	80	249	2056	73.4
Opponents	28				830	1872	0.443	n/a	n/a	n/a	349	561	0.622	n/a	n/a	1174	41.9	535	23	441	560	71	249	2009	71.8

1981-1982

Player	GP	GS	Min	Avg	FG	FGA	Pct	3FG	FGA	Pct	FT	FTA	Pct	Off	Def	Tot	Avg	PF	FO	A	TO	Blk	Stl	Pts	Avg
Foster, Sheila	31	31	1175	37.9	252	432	0.583	n/a	n/a	n/a	123	175	0.703	n/a	n/a	338	10.9	62	0	44	84	23	41	627	20.2
Johnson, Evelyn	31	31	887	28.6	187	378	0.495	n/a	n/a	n/a	50	71	0.704	n/a	n/a	157	5.1	81	1	83	93	20	67	424	13.7
Southers, Brantley	31	16	828	26.7	142	273	0.520	n/a	n/a	n/a	48	66	0.727	n/a	n/a	172	5.5	58	1	34	12	23	45	332	10.7
Rivers, Sharon	31	30	1042	33.6	110	227	0.485	n/a	n/a	n/a	29	39	0.744	n/a	n/a	82	2.6	90	4	190	152	0	73	249	8.0
Dixon, Medina	15	15	473	31.5	105	235	0.447	n/a	n/a	n/a	33	54	0.611	n/a	n/a	124	8.3	56	5	21	44	0	28	243	16.2
Parker, Becky	31	18	840	27.1	60	146	0.411	n/a	n/a	n/a	34	67	0.507	n/a	n/a	82	2.6	83	2	57	47	11	45	154	5.0
McAlister, Marsi	30	3	483	16.1	56	126	0.444	n/a	n/a	n/a	35	53	0.660	n/a	n/a	73	2.4	35	0	60	76	3	29	147	4.9
Allen, Philicia	15	11	257	17.1	44	98	0.449	n/a	n/a	n/a	12	24	0.500	n/a	n/a	82	5.5	23	0	11	40	18	15	100	6.7
Dufficy, Pat	6	0	13	2.1	5	24	0.208	n/a	n/a	n/a	14	23	0.609	n/a	n/a	14	2.3	7	0	1	4	2	7	24	4.0
Rawl, Cindy	6	0	6	1.0	3	10	0.300	n/a	n/a	n/a	4	9	0.444	n/a	n/a	4	0.7	1	0	2	7	0	2	10	1.7
Buck, Tina	7	0	52	7.4	5	14	0.357	n/a	n/a	n/a	0	1	0.000	n/a	n/a	4	0.7	1	0	4	6	0	0	10	1.4
Rawl, Candi	6	0	5	0.9	2	8	0.250	n/a	n/a	n/a	4	8	0.500	n/a	n/a	7	1.2	6	0	0	7	0	3	8	1.3
Holland, Liz	6	0	3	0.5	2	5	0.400	n/a	n/a	n/a	2	2	1.000	n/a	n/a	1	0.2	2	0	0	1	0	1	6	1.0
Reeves, Pam	7	0	38	5.4	0	7	0.000	n/a	n/a	n/a	4	4	1.000	n/a	n/a	8	1.1	6	0	0	4	0	1	4	0.6
Nance, Mona	8	0	7	0.9	1	3	0.333	n/a	n/a	n/a	1	2	0.500	n/a	n/a	5	0.6	8	0	1	4	0	1	3	0.4
Team																108	3.5								
USC	31				974	1986	0.490	n/a	n/a	n/a	394	598	0.659	n/a	n/a	1261	40.4	519	13	508	628	114	358.0	2341	75.5
Opponents	31				864	2109	0.410	n/a	n/a	n/a	333	469	0.710	n/a	n/a	1192	38.5	585	20	434	642	44	278.0	2061	66.5

1980-1981

Player	GP	GS	Min	Avg	FG	FGA	Pct	3FG	FGA	Pct	FT	FTA	Pct	Off	Def	Tot	Avg	PF	FO	A	TO	Blk	Stl	Pts	Avg
Foster, Sheila	30	30	1124	37.5	211	396	0.533	n/a	n/a	n/a	112	381	0.294	n/a	n/a	381	12.7	48	0	59	110	14	60	534	12.8
Johnson, Evelyn	30	30	912	30.4	200	418	0.480	n/a	n/a	n/a	93	125	0.744	n/a	n/a	178	5.9	94	6	76	102	13	49	493	16.7
Johnson, Rita	30	23	670	22.3	134	265	0.506	n/a	n/a	n/a	78	97	0.804	n/a	n/a	58	1.9	64	1	75	73	1	88	346	11.6
Reeves, Pam	29	5	496	17.1	51	105	0.486	n/a	n/a	n/a	9	23	0.391	n/a	n/a	90	3.2	53	1	48	34	7	22	239	9.9
Rivers, Sharon	30	24	810	27.0	98	213	0.460	n/a	n/a	n/a	27	36	0.750	n/a	n/a	55	1.8	69	3	120	88	1	49	223	7.4
Allen, Philicia	29	6	369	12.7	75	157	0.478	n/a	n/a	n/a	21	40	0.525	n/a	n/a	116	4.0	60	4	2	51	32	24	171	5.9
Parker, Becky	28	21	758	27.1	55	149	0.369	n/a	n/a	n/a	32	51	0.627	n/a	n/a	97	3.5	76	4	44	43	5	41	142	5.1
Dufficy, Pat	30	0	375	12.5	48	111	0.432	n/a	n/a	n/a	25	41	0.610	n/a	n/a	81	2.7	34	0	20	20	7	15	122	4.0
Others	24				105	211	0.498	n/a	n/a	n/a	29	46	0.630	n/a	n/a	82	3.4	53	1	48	n/a	n/a	n/a	239	9.9
Team																98	3.3								
USC	30				977	2025	0.482	n/a	n/a	n/a	426	628	0.678	n/a	n/a	1236	41.2	562	23	444	n/a	n/a	n/a	2351	78.3
Opponents	30				744	1908	0.390	n/a	n/a	n/a	393	599	0.656	n/a	n/a	1162	38.7	600	19	326	n/a	n/a	n/a	1911	63.7

- [Intro](#)
- [Players](#)
- [Staff](#)
- [Opponents](#)
- [Review](#)
- [Records](#)
- [History](#)

Year-by-Year Stats

1979-1980

Player	GP	GS	Min	Avg	FG	FGA	Pct	3FG	FGA	Pct	FT	FTA	Pct	Off	Def	Tot	Avg	PF	FO	A	TO	Blk	Stl	Pts	Avg
Foster, Sheila	36	n/a	n/a	n/a	245	452	0.542	n/a	n/a	n/a	99	140	0.707	n/a	n/a	379	10.5	72	1	51	93	10	88	589	16.4
Johnson, Evelyn	36	n/a	n/a	n/a	199	402	0.495	n/a	n/a	n/a	69	109	0.633	n/a	n/a	187	5.2	95	3	62	83	9	58	467	13.0
Jacobs, Cynthia	36	n/a	n/a	n/a	127	258	0.492	n/a	n/a	n/a	57	108	0.528	n/a	n/a	270	7.5	91	2	68	110	18	47	311	8.6
Johnson, Rita	36	n/a	n/a	n/a	113	250	0.452	n/a	n/a	n/a	46	76	0.605	n/a	n/a	50	1.4	96	2	119	79	2	89	272	7.6
Walling, Jean	36	n/a	n/a	n/a	98	217	0.452	n/a	n/a	n/a	38	49	0.776	n/a	n/a	183	5.1	73	1	53	35	12	28	234	6.5
Autry, Cheryl	34	n/a	n/a	n/a	99	232	0.427	n/a	n/a	n/a	32	53	0.604	n/a	n/a	45	1.3	73	2	84	61	5	54	230	6.8
Woolston, Suzanne	34	n/a	n/a	n/a	94	250	0.376	n/a	n/a	n/a	37	45	0.822	n/a	n/a	86	2.5	84	3	75	79	5	65	225	6.6
Parker, Becky	35	n/a	n/a	n/a	61	149	0.409	n/a	n/a	n/a	51	70	0.729	n/a	n/a	108	3.1	71	1	34	34	10	24	173	4.9
Rivers, Sharon	34	n/a	n/a	n/a	70	156	0.449	n/a	n/a	n/a	9	12	0.750	n/a	n/a	36	1.1	49	2	59	47	2	29	149	4.4
Dufficy, Pat	24	n/a	n/a	n/a	28	72	0.389	n/a	n/a	n/a	16	25	0.640	n/a	n/a	51	2.1	21	0	12	14	1	9	72	3.0
Rawl, Cindy	18	n/a	n/a	n/a	4	15	0.267	n/a	n/a	n/a	14	18	0.778	n/a	n/a	22	1.2	17	0	10	12	2	3	22	1.2
Chibbaro, Maryann	14	n/a	n/a	n/a	3	5	0.600	n/a	n/a	n/a	4	8	0.500	n/a	n/a	4	0.3	2	0	6	6	0	2	10	0.7
USC	36				1141	2458	0.464	n/a	n/a	n/a	472	713	0.662	n/a	n/a	1551	43.1	744	17	633	653	76	496	2754	76.5
Opponents	36				877	2103	0.417	n/a	n/a	n/a	463	738	0.627	n/a	n/a	1336	37.1	600	30	463	826	n/a	n/a	2210	61.4

1978-1979

Player	GP	GS	Min	Avg	FG	FGA	Pct	3FG	FGA	Pct	FT	FTA	Pct	Off	Def	Tot	Avg	PF	FO	A	TO	Blk	Stl	Pts	Avg
Anderson, Katrina	37	n/a	n/a	n/a	283	540	0.524	n/a	n/a	n/a	134	195	0.687	n/a	n/a	371	10.0	n/a	n/a	n/a	n/a	29	126	700	18.9
Foster, Sheila	37	n/a	n/a	n/a	216	432	0.500	n/a	n/a	n/a	84	128	0.656	n/a	n/a	329	8.9	n/a	n/a	n/a	n/a	n/a	n/a	519	13.9
Walling, Jean	37	n/a	n/a	n/a	191	388	0.492	n/a	n/a	n/a	84	123	0.683	n/a	n/a	269	7.3	n/a	n/a	n/a	n/a	n/a	n/a	466	12.6
Jacobs, Cynthia	29	n/a	n/a	n/a	148	290	0.510	n/a	n/a	n/a	60	102	0.588	n/a	n/a	245	8.5	n/a	n/a	n/a	n/a	n/a	n/a	356	12.3
Johnson, Rita	31	n/a	n/a	n/a	106	212	0.500	n/a	n/a	n/a	56	83	0.674	n/a	n/a	45	1.5	n/a	n/a	n/a	n/a	n/a	n/a	268	8.6
Autry, Cheryl	37	n/a	n/a	n/a	80	201	0.398	n/a	n/a	n/a	23	51	0.451	n/a	n/a	56	1.5	n/a	n/a	151	n/a	n/a	n/a	183	4.9
Woolston, Suzanne	32	n/a	n/a	n/a	32	80	0.400	n/a	n/a	n/a	10	15	0.667	n/a	n/a	72	2.3	n/a	n/a	n/a	n/a	n/a	n/a	74	2.3

Intro

Players

Staff

1977-1978

Player	GP	GS	Min	Avg	FG	FGA	Pct	3FG	FGA	Pct	FT	FTA	Pct	Off	Def	Tot	Avg	PF	FO	A	TO	Blk	Stl	Pts	Avg
Anderson, Katrina	34	34	n/a	n/a	306	544	0.563	n/a	n/a	n/a	142	242	0.587	n/a	n/a	434	12.8	105	3	41	98	23	58	754	22.2
Walling, Jean	34	24	n/a	n/a	162	330	0.491	n/a	n/a	n/a	39	64	0.609	n/a	n/a	302	8.9	63	0	55	99	31	46	363	10.7
Shue, Sue	34	29	n/a	n/a	165	376	0.439	n/a	n/a	n/a	22	30	0.733	n/a	n/a	190	5.6	64	1	83	112	15	46	352	10.4
Scott, Betsy	33	26	n/a	n/a	129	307	0.420	n/a	n/a	n/a	36	66	0.545	n/a	n/a	242	7.3	65	0	23	56	3	27	294	8.9
Oxley, Jaima	32	10	n/a	n/a	101	207	0.488	n/a	n/a	n/a	23	32	0.719	n/a	n/a	78	2.4	45	0	42	68	3	16	225	7.0
Johnson, Rita	33	7	n/a	n/a	75	201	0.373	n/a	n/a	n/a	20	37	0.541	n/a	n/a	43	1.3	84	4	38	79	2	54	170	5.2
Gilbert, Joyce	33	19	n/a	n/a	54	157	0.344	n/a	n/a	n/a	28	48	0.583	n/a	n/a	52	1.6	65	1	75	87	7	38	136	4.1
Clark, Dawn	24	13	n/a	n/a	38	92	0.413	n/a	n/a	n/a	9	21	0.429	n/a	n/a	41	1.7	35	1	44	60	0	23	85	3.5
Platte, Betsy	29	6	n/a	n/a	38	73	0.521	n/a	n/a	n/a	2	2	1.000	n/a	n/a	53	1.8	55	2	19	27	6	11	78	2.7
Adams, Pam	18	3	n/a	n/a	12	45	0.267	n/a	n/a	n/a	6	12	0.500	n/a	n/a	25	1.4	32	2	22	47	1	27	30	1.7
Bell, Darcell	17	0	n/a	n/a	11	35	0.314	n/a	n/a	n/a	5	7	0.714	n/a	n/a	14	0.8	10	0	5	22	0	7	27	1.6
Burgun, Ruthann	11	0	n/a	n/a	5	19	0.263	n/a	n/a	n/a	5	6	0.833	n/a	n/a	17	1.5	11	0	12	13	0	3	15	1.4
Lorello, Mary Jo	10	0	n/a	n/a	3	9	0.333	n/a	n/a	n/a	4	6	0.667	n/a	n/a	9	0.9	3	0	4	5	0	0	10	1.0
Walker, Candace	7	0	n/a	n/a	2	4	0.500	n/a	n/a	n/a	3	4	0.750	n/a	n/a	10	1.4	7	0	1	4	0	1	7	1.0
USC	34				1101	2399	0.459	n/a	n/a	n/a	344	577	0.596	n/a	n/a	1510	44.4	644	14	464	777	91	357	2546	74.9
Opponents	34				887	2301	0.385	n/a	n/a	n/a	464	684	0.678	n/a	n/a	1268	37.2	624	22	243	620	56	342	2226	65.5

1976-1977

Player	GP	GS	Min	Avg	FG	FGA	Pct	3FG	FGA	Pct	FT	FTA	Pct	Off	Def	Tot	Avg	PF	FO	A	TO	Blk	Stl	Pts	Avg
Nanney, Denise	26	n/a	n/a	n/a	217	527	0.412	n/a	n/a	n/a	36	69	0.522	n/a	n/a	249	9.4	86	3	26	n/a	n/a	n/a	470	18.1
Wolfe, Janice	26	n/a	n/a	n/a	131	325	0.403	n/a	n/a	n/a	55	111	0.495	n/a	n/a	222	8.5	87	5	13	n/a	n/a	n/a	317	12.2
Gilbert, Joyce	26	n/a	n/a	n/a	123	333	0.369	n/a	n/a	n/a	66	75	0.880	n/a	n/a	160	6.2	85	4	65	n/a	n/a	n/a	312	12.0
Scott, Betsy	26	n/a	n/a	n/a	101	246	0.411	n/a	n/a	n/a	47	68	0.691	n/a	n/a	174	6.7	54	1	1	n/a	n/a	n/a	249	9.6
Cook, Edie	26	n/a	n/a	n/a	64	202	0.317	n/a	n/a	n/a	43	68	0.632	n/a	n/a	60	2.3	45	2	21	n/a	n/a	n/a	171	6.6
McCaughey, Maureen	23	n/a	n/a	n/a	54	154	0.351	n/a	n/a	n/a	18	27	0.667	n/a	n/a	32	1.4	31	1	21	n/a	n/a	n/a	126	5.5
Paulk, Brenda	26	n/a	n/a	n/a	32	92	0.348	n/a	n/a	n/a	16	20	0.800	n/a	n/a	54	2.1	55	2	22	n/a	n/a	n/a	80	3.1
Walker, Candy	22	n/a	n/a	n/a	13	41	0.317	n/a	n/a	n/a	5	10	0.500	n/a	n/a	34	1.5	19	0	1	n/a	n/a	n/a	31	1.4
Platte, Betsy	23	n/a	n/a	n/a	12	37	0.324	n/a	n/a	n/a	6	13	0.462	n/a	n/a	26	1.1	31	1	2	n/a	n/a	n/a	30	1.3
Duncan, Dixie	22	n/a	n/a	n/a	9	22	0.409	n/a	n/a	n/a	5	14	0.357	n/a	n/a	25	1.1	20	0	10	n/a	n/a	n/a	23	1.0
Conklin, Liz	21	n/a	n/a	n/a	0	5	0.000	n/a	n/a	n/a	1	3	0.333	n/a	n/a	4	0.4	1	0	0	n/a	n/a	n/a	1	0.1
James, Betsy	10	n/a	n/a	n/a	0	5	0.000	n/a	n/a	n/a	1	3	0.333	n/a	n/a	4	0.4	1	0	0	n/a	n/a	n/a	1	0.1
USC	26				766	2011	0.381	n/a	n/a	n/a	300	480	0.625	n/a	n/a	1051	40.4	524	19	182	n/a	n/a	n/a	1832	70.5
Opponents	26				808	2057	0.393	n/a	n/a	n/a	305	534	0.571	n/a	n/a	1047	40.3	485	14		n/a	n/a	n/a	1921	73.9

1975-1976

Player	GP	GS	Min	Avg	FG	FGA	Pct	3FG	FGA	Pct	FT	FTA	Pct	Off	Def	Tot	Avg	PF	FO	A	TO	Blk	Stl	Pts	Avg
Nanney, Denise	22	n/a	n/a	n/a	164	340	0.482	n/a	n/a	n/a	63	94	0.670	n/a	n/a	267	12.1	n/a	n/a	n/a	n/a	n/a	n/a	391	17.8
DuBose, Charlene	22	n/a	n/a	n/a	142	331	0.429	n/a	n/a	n/a	39	50	0.780	n/a	n/a	83	3.8	n/a	n/a	n/a	n/a	n/a	n/a	323	14.7
Suber, Martha	22	n/a	n/a	n/a	118	321	0.368	n/a	n/a	n/a	22	36	0.611	n/a	n/a	112	5.1	n/a	n/a	n/a	n/a	n/a	n/a	258	11.7
Wolfe, Janice	21	n/a	n/a	n/a	71	157	0.452	n/a	n/a	n/a	45	77	0.584	n/a	n/a	137	6.5	n/a	n/a	n/a	n/a	n/a	n/a	187	8.9
McCaughey, Maureen	14	n/a	n/a	n/a	43	95	0.453	n/a	n/a	n/a	36	43	0.837	n/a	n/a	43	3.1	n/a	n/a	n/a	n/a	n/a	n/a	122	8.7
Paulk, Brenda	21	n/a	n/a	n/a	40	107	0.374	n/a	n/a	n/a	7	10	0.700	n/a	n/a	46	2.2	n/a	n/a	n/a	n/a	n/a	n/a	87	4.1
Workman, Paula	21	n/a	n/a	n/a	31	99	0.313	n/a	n/a	n/a	14	43	0.326	n/a	n/a	145	6.9	n/a	n/a	n/a	n/a	n/a	n/a	76	3.6
Walker, Sally	12	n/a	n/a	n/a	28	86	0.326	n/a	n/a	n/a	10	16	0.625	n/a	n/a	42	3.5	n/a	n/a	n/a	n/a	n/a	n/a	66	5.5
Scott, Betsy	9	n/a	n/a	n/a	15	33	0.455	n/a	n/a	n/a	3	5	0.600	n/a	n/a	21	2.3	n/a	n/a	n/a	n/a	n/a	n/a	33	3.7
Pappas, Karen	3	n/a	n/a	n/a	2	11	0.182	n/a	n/a	n/a	7	10	0.700	n/a	n/a	2	0.7	n/a	n/a	n/a	n/a	n/a	n/a	11	3.7
Walker, Candace	5	n/a	n/a	n/a	2	5	0.400	n/a	n/a	n/a	1	3	0.333	n/a	n/a	4	0.8	n/a	n/a	n/a	n/a	n/a	n/a	5	1.0
Attaway, Cindy	1	n/a	n/a	n/a	0	1	0.000	n/a	n/a	n/a	0	0	0.000	n/a	n/a	0	0.0	n/a	n/a	n/a	n/a	n/a	n/a	0	0.0
USC	22				656	1586	0.414	n/a	n/a	n/a	247	387	0.638	n/a	n/a	902	41.0	n/a	n/a	n/a	n/a	n/a	n/a	1559	70.9
Opponents	22				692	1711	0.404	n/a	n/a	n/a	238	388	0.613	n/a	n/a	854	38.8	n/a	n/a	n/a	n/a	n/a	n/a	1622	73.7

1974-1975

Player	GP	GS	Min	Avg	FG	FGA	Pct	3FG	FGA	Pct	FT	FTA	Pct	Off	Def	Tot	Avg	PF	FO	A	TO	Blk	Stl	Pts	Avg
Nanney, Denise	30	n/a	n/a	n/a	220	492	0.447	n/a	n/a	n/a	87	123	0.707	n/a	n/a	361	12.0	90	n/a	n/a	n/a	n/a	n/a	527	17.6
DuBose, Charlene	28	n/a	n/a	n/a	224	469	0.478	n/a	n/a	n/a	35	49	0.714	n/a	n/a	117	4.2	75	n/a	n/a	n/a	n/a	n/a	483	17.3
Suber, Martha	30	n/a	n/a	n/a	214	509	0.420	n/a	n/a	n/a	54	87	0.621	n/a	n/a	216	7.2	75	n/a	n/a	n/a	n/a	n/a	482	16.1
Jones, Cissie	30	n/a	n/a	n/a	94	233	0.403	n/a	n/a	n/a	19	41	0.463	n/a	n/a	189	6.3	80	n/a	n/a	n/a	n/a	n/a	207	6.9
McCaughey, Maureen	25	n/a	n/a	n/a	61	148	0.412	n/a	n/a	n/a	15	20	0.750	n/a	n/a	38	1.5	25	n/a	n/a	n/a	n/a	n/a	137	5.5
Griffith, Evie	18	n/a	n/a	n/a	20	50	0.400	n/a	n/a	n/a	15	36	0.417	n/a	n/a	82	4.6	53	n/a	n/a	n/a	n/a	n/a	55	3.1
Workman, Paula	15	n/a	n/a	n/a	19	39	0.487	n/a	n/a	n/a	13	32	0.406	n/a	n/a	52	3.5	26	n/a	n/a	n/a	n/a	n/a	51	3.4
Spell, Tina	23	n/a	n/a	n/a	21	68	0.309	n/a	n/a	n/a	10	21	0.476	n/a	n/a	67	2.9	37	n/a	n/a	n/a	n/a	n/a	52	2.3
Scott, Betsy	14	n/a	n/a	n/a	15	36	0.417	n/a	n/a	n/a	12	16	0.750	n/a	n/a	48	3.4	23	n/a	n/a	n/a	n/a	n/a	42	3.0
Woods, Teresa	20	n/a	n/a	n/a	15	38	0.395	n/a	n/a	n/a	11	14	0.786	n/a	n/a	13	0.7	17	n/a	n/a	n/a	n/a	n/a	41	2.1
Pappas, Karen	19	n/a	n/a	n/a	6	27	0.222	n/a	n/a	n/a	2	10	0.200	n/a	n/a	28	1.5	12	n/a	n/a	n/a	n/a	n/a	14	0.7
Dean, Melissa	8	n/a	n/a	n/a	2	10	0.200	n/a	n/a	n/a	5	10	0.500	n/a	n/a	12	1.5	4	n/a	n/a	n/a	n/a	n/a	9	1.1
Kerr, Nona	7	n/a	n/a	n/a	0	6	0.000	n/a	n/a	n/a	2	8	0.250	n/a	n/a	2	0.3	2	n/a	n/a	n/a	n/a	n/a	2	0.3
Wiggins, Beth	8	n/a	n/a	n/a	0	2	0.000	n/a	n/a	n/a	1	4	0.250	n/a	n/a	1	0.1	6	n/a	n/a	n/a	n/a	n/a	1	0.1
Pasky, Ann	8	n/a	n/a	n/a	0	4	0.000	n/a	n/a	n/a	0	1	0.000	n/a	n/a	12	1.5	4	n/a	n/a	n/a	n/a	n/a	0	0.0
USC	30				911	2131	0.427	n/a	n/a	n/a	281	472	0.595	n/a	n/a	1238	41.3	529	n/a	n/a	n/a	n/a	n/a	2103	70.1
Opponents	30																							1948	64.9

- [Intro](#)
- [Players](#)
- [Staff](#)
- [Opponents](#)
- [Review](#)
- [Records](#)
- [History](#)

Yearly Leaders

Scoring Average

Year	Name	Class	Pts	Avg
1975-76	Denise Nanney	Jr.	391	17.8
1976-77	Denise Nanney	Sr.	470	18.1
1977-78	Katrina Anderson	Jr.	754	22.2
1978-79	Katrina Anderson	Sr.	700	18.9
1979-80	Sheila Foster	So.	589	16.4
1980-81	Sheila Foster	Jr.	534	17.8
1981-82	Sheila Foster	Sr.	627	20.2
1982-83	Sharon Gilmore	Fr.	425	15.2
1983-84	Brantley Southers	So.	551	18.4
1984-85	Brantley Southers	Jr.	482	17.2
1985-86	Brantley Southers	Sr.	615	20.5
1986-87	Martha Parker	So.	466	15.5
1987-88	Martha Parker	Jr.	563	16.6
1988-89	Beth Hunt	So.	592	19.7
1989-90	Beth Hunt	Jr.	748	22.7
1990-91	Karen Middleton	Sr.	544	17.5
1991-92	Marsha Williams	Jr.	598	21.4
1992-93	Lori Joyner	Sr.	337	15.3
1993-94	Shannon Johnson	So.	634	23.5
1994-95	Shannon Johnson	Jr.	646	23.9
1995-96	Shannon Johnson	Sr.	691	24.7
1996-97	Nikki Miars	So.	404	15.0
1997-98	Annie Lester	So.	495	17.7
1998-99	Annie Lester	Jr.	397	14.7
1999-00	Annie Lester	Sr.	354	12.6

2000-01	Teresa Geter	Jr.	312	11.6
2001-02	Jocelyn Penn	Jr.	525	16.4
2002-03	Jocelyn Penn	Sr.	716	23.9
2003-04	Cristina Ciocan	Sr.	317	11.7
2004-05	Lauren Simms	So.	306	11.8
2005-06	Melanie Johnson	Jr.	318	11.0
2006-07	Lauren Simms	Sr.	324	9.8

Rebounding Average

Year	Name	Class	Reb.	Avg
1975-76	Denise Nanney	Jr.	267	12.1
1976-77	Denise Nanney	Sr.	249	9.6
1977-78	Katrina Anderson	Jr.	436	12.8
1978-79	Katrina Anderson	Sr.	371	10.0
1979-80	Sheila Foster	So.	379	10.5
1980-81	Sheila Foster	Jr.	381	12.7
1981-82	Sheila Foster	Sr.	338	10.9
1982-83	Sharon Gilmore	Fr.	232	8.3
1983-84	Brantley Southers	So.	240	8.0
1984-85	Sharon Gilmore	Jr.	169	7.7
1985-86	Sharon Gilmore	Sr.	266	8.9
1986-87	Schonna Banner	Fr.	182	6.3
1987-88	Schonna Banner	So.	240	7.3
1988-89	Beth Hunt	So.	276	9.2
1989-90	Beth Hunt	Jr.	337	10.2
1990-91	Marsha Williams	So.	303	9.8
1991-92	Marsha Williams	Jr.	315	11.3
1992-93	Marsha Williams	Sr.	256	10.7
1993-94	Malinda McDaniel	Sr.	220	8.1
1994-95	Shannon Johnson	Jr.	172	6.4
1995-96	Trese Hickey	Jr.	177	6.6
1996-97	Annie Lester	Fr.	180	6.7
1997-98	Annie Lester	So.	247	8.8
1998-99	Annie Lester	Jr.	213	7.9
1999-00	Petra Ujhelyi	Fr.	180	6.4
2000-01	Teresa Geter	Jr.	176	6.5
2001-02	Jocelyn Penn	Jr.	214	6.7
2002-03	Petra Ujhelyi	Sr.	288	9.3
2003-04	Iva Sliskovic	Fr.	200	7.1
2004-05	Melanie Johnson	So.	189	6.8
2005-06	Melanie Johnson	Jr.	192	6.6
2006-07	Melanie Johnson	Sr.	176	5.5

1990-91	Karen Middleton	Sr.	187-437	.428
1991-92	Marsha Williams	Jr.	236-508	.465
1992-93	Michelle Murray	Sr.	80-164	.488
1993-94	Malinda McDaniel	Sr.	95-178	.534
1994-95	Cindy Kelly	Jr.	114-232	.491
1995-96	Shannon Johnson	Sr.	238-544	.438
1996-97	Annie Lester	Fr.	103-222	.464
1997-98	Annie Lester	So.	190-424	.448
1998-99	Jocelyn Penn	Fr.	130-247	.526
1999-00	Jocelyn Penn	So.	127-230	.552
2000-01	Teresa Geter	Jr.	113-190	.595
2001-02	Jocelyn Penn	Jr.	218-351	.621
2002-03	Jocelyn Penn	Sr.	282-449	.628
2003-04	Iva Sliskovic	Fr.	123-224	.549
2004-05	Melanie Johnson	So.	86-182	.473
2005-06	Melanie Johnson	Jr.	127-241	.527
2006-07	Iva Sliskovic	Sr.	89-195	.456

Free Throw Percentage

(Minimum 45 Attempts)

Year	Name	Class	FTM-A	Pct
1975-76	Charlene DuBose	Sr.	39-50	.780
1976-77	Joyce Gilbert	Fr.	66-75	.880
1977-78	Jean Walling	Fr.	39-64	.609
1978-79	Katrina Anderson	Sr.	134-195	.687
1979-80	Becky Parker	Fr.	51-70	.729
1980-81	Rita Johnson	Sr.	78-97	.804
1981-82	Brantley Southers	Fr.	48-66	.727
1982-83	Sharon Rivers	Sr.	44-57	.772
1983-84	Brantley Southers	So.	73-88	.830
1984-85	Brantley Southers	Jr.	60-78	.769
1985-86	Brantley Southers	Sr.	83-97	.856
1986-87	Monica Williams	Jr.	55-72	.764
1987-88	Monica Williams	Sr.	49-65	.754
1988-89	Martha Parker	Sr.	119-150	.793
1989-90	Lisa Diaz	Sr.	45-55	.818
1990-91	Karen Middleton	Sr.	55-67	.821
1991-92	Nicki Bass	So.	81-106	.764
1992-93	Lori Joyner	Sr.	104-135	.770
1993-94	Jenny Randall	Jr.	51-59	.864
1994-95	Jenny Randall	Sr.	35-49	.714
1995-96	Audrey Ramsey	So.	39-52	.750
1996-97	Nikki Miars	So.	124-162	.816
1997-98	Annie Lester	So.	115-148	.777
1998-99	Shannon Segres	Fr.	70-93	.753
1999-00	Shannon Segres	So.	51-64	.797
2000-01	Teresa Geter	Jr.	74-99	.747
2001-02	Teresa Geter	Sr.	69-85	.812
2002-03	Cristina Ciocan	Jr.	57-74	.770
2003-04	Kelly Morrone	Sr.	38-47	.809
2004-05	Iva Sliskovic	So.	45-65	.692
2005-06	Iva Sliskovic	Jr.	75-106	.708
2006-07	Lauren Simms	Sr.	49-65	.754

Field Goal Percentage

(Minimum 160 Attempts)

Year	Name	Class	FGM-A	Pct
1975-76	Denise Nanney	Jr.	164-340	.482
1976-77	Denise Nanney	Sr.	217-527	.412
1977-78	Katrina Anderson	Jr.	306-544	.563
1978-79	Katrina Anderson	Sr.	283-540	.524
1979-80	Sheila Foster	So.	245-452	.542
1980-81	Sheila Foster	Jr.	211-396	.533
1981-82	Sheila Foster	Sr.	252-432	.583
1982-83	Sharon Gilmore	Fr.	184-317	.580
1983-84	Mindy Ballou	So.	137-261	.525
1984-85	Sharon Gilmore	Jr.	110-215	.512
1985-86	Sharon Gilmore	Sr.	189-368	.514
1986-87	Schonna Banner	Fr.	183-350	.523
1987-88	Martha Parker	Jr.	202-359	.563
1988-89	Beth Hunt	So.	242-420	.576
1989-90	Beth Hunt	Jr.	316-547	.578

3-Point Field Goal Percentage

(Minimum 50 Attempts)

Year	Name	Class	FGM-A	Pct
1987-88	Karen Middleton	Fr.	75-173	.434
1988-89	Karen Middleton	So.	51-112	.455
1989-90	Karen Middleton	Jr.	76-162	.469
1990-91	Karen Middleton	Sr.	115-265	.434



Sheila Foster

Intro
Players
Staff
Opponents
Review
Records
History

1991-92	Christi Timmons	Fr.	84-241	.349
1992-93	Shannon Johnson	Fr.	18-50	.360
1993-94	Shannon Johnson	So.	44-111	.396
1994-95	Heather Godfrey	Fr.	43-106	.406
1995-96	Shannon Johnson	Sr.	82-202	.406
1996-97	Nikki Miars	So.	30-102	.294
1997-98	Heather Godfrey	Sr.	40-122	.326
1998-99	Nikki Miars	Sr.	33-105	.314
1999-00	Kelly Morrone	Fr.	50-135	.370
2000-01	Shaun Gortman	Jr.	34-105	.324
2001-02	Shaun Gortman	Sr.	52-143	.364
2002-03	Kelly Morrone	Jr.	62-189	.328
2003-04	Kelly Morrone	Sr.	81-199	.407
2004-05	Stacy Booker	So.	35-116	.302
2005-06	Lea Fabbri	Jr.	28-84	.333
2006-07	Stacy Booker	Sr.	40-154	.260

Assists

Year	Name	Class	Assists	Avg
1976-77	Joyce Gilbert	Fr.	65	2.5
1977-78	Sue Shue	Fr.	83	2.4
1978-79	Cheryl Autry	Fr.	151	4.1
1979-80	Rita Johnson	Jr.	119	3.3
1980-81	Sharon Rivers	So.	120	4.0
1981-82	Sharon Rivers	Jr.	190	6.1
1982-83	Sharon Rivers	Sr.	143	5.3
1983-84	Mindy Ballou	So.	219	7.3

1984-85	Mindy Ballou	Jr.	162	6.0
1985-86	Mindy Ballou	Sr.	174	5.8
1986-87	Monica Williams	Jr.	116	3.9
1987-88	Martha Parker	Jr.	131	3.9
1988-89	Lisa Diaz	Jr.	174	5.8
1989-90	Sherry David	Jr.	161	5.0
1990-91	Sherry David	Sr.	160	5.3
1991-92	Christi Timmons	Fr.	102	3.6
1992-93	Shannon Johnson	Fr.	83	3.1
1993-94	Shannon Johnson	So.	133	4.9
1994-95	Shannon Johnson	Jr.	138	5.1
1995-96	Natalie Funderburk	Sr.	127	4.5
1996-97	Nikki Miars	So.	86	3.2
1997-98	Nikki Miars	Jr.	139	5.0
1998-99	Nikki Miars	Sr.	116	4.3
1999-00	Kelly Morrone	Fr.	78	2.9
2000-01	Cristina Ciocan	Fr.	81	2.9
2001-02	Cristina Ciocan	So.	185	6.2
2002-03	Cristina Ciocan	Jr.	207	6.7
2003-04	Cristina Ciocan	Sr.	133	4.9
2004-05	Lea Fabbri	So.	72	3.0
2005-06	Lea Fabbri	Jr.	82	2.8
2006-07	Lauren Simms	Sr.	94	2.8

Steals

Year	Name	Class	Steals	Avg
1976-77	Edith Cook	Jr.	70	3.7
1977-78	Katrina Anderson	Jr.	58	1.7
1978-79	Katrina Anderson	Sr.	126	3.4
1979-80	Rita Johnson	Jr.	89	2.5
1980-81	Rita Johnson	Sr.	88	2.9
1981-82	Sharon Rivers	Jr.	73	2.4
1982-83	Sharon Rivers	Sr.	61	2.3
1983-84	Marsi McAlister	Jr.	49	1.7
1984-85	Marsi McAlister	Sr.	59	2.1
1985-86	Martha Parker	Fr.	77	2.6
1986-87	Martha Parker	So.	76	2.5
1987-88	Monica Williams	Sr.	58	1.8
1988-89	Martha Parker	Sr.	73	2.4
1989-90	Sherry David	Jr.	59	1.9
1990-91	Sherry David	Sr.	55	1.8
1991-92	Christi Timmons	Fr.	60	2.1
1992-93	Shannon Johnson	Fr.	83	3.1
1993-94	Shannon Johnson	So.	64	2.4
1994-95	Shannon Johnson	Jr.	57	2.1
1995-96	Shannon Johnson	Sr.	74	2.6
1996-97	Nikki Miars	So.	54	2.0
1997-98	Annie Lester	So.	76	2.7
1998-99	Jocelyn Penn	Fr.	79	2.9
1999-00	Jocelyn Penn	So.	74	2.7
2000-01	Teresa Geter	Jr.	54	2.7
2001-02	Jocelyn Penn	Jr.	94	2.9
2002-03	Jocelyn Penn	Sr.	112	3.7
2003-04	Kelly Morrone	Sr.	51	1.8
2004-05	Melanie Johnson	So.	62	2.2
2005-06	Melanie Johnson	Jr.	67	2.3
2006-07	Melanie Johnson	Sr.	63	2.0

Blocked Shots

Year	Name	Class	Blocks	Avg
1976-77	Janice Wolfe	Sr.	23	0.9
1977-78	Anderson/Walling	Jr./Fr.	23	0.7
1978-79	Katrina Anderson	Sr.	29	0.8
1979-80	Cynthia Jacobs	Sr.	18	0.5
1980-81	Philicia Allen	Fr.	32	1.1
1981-82	Foster/Southers	Sr./Fr.	23	0.7
1982-83	Sharon Gilmore	Fr.	29	1.0
1983-84	Sharon Gilmore	So.	34	1.1
1984-85	Sharon Gilmore	Jr.	18	0.8
1985-86	Sharon Gilmore	Sr.	20	0.7
1986-87	Schonna Banner	Fr.	17	0.6
1987-88	Schonna Banner	So.	32	1.0
1988-89	Schonna Banner	Jr.	29	0.9
1989-90	Schonna Banner	Sr.	25	0.8
1990-91	Michelle Murray	So.	53	1.7
1991-92	Michelle Murray	Jr.	49	1.8
1992-93	Michelle Murray	Sr.	43	1.9
1993-94	Cindy Kelly	So.	20	0.7
1994-95	Shannon Johnson	Jr.	18	0.6
1995-96	Shannon Johnson	Sr.	20	0.7
1996-97	Rachell Lee	Jr.	23	1.0
1997-98	Donna Carr	Jr.	10	0.4
1998-99	Annie Lester	Jr.	5	0.2
1999-00	Petra Ujhelyi	Fr.	27	0.9
2000-01	Teresa Geter	Jr.	54	2.1
2001-02	Petra Ujhelyi	Jr.	45	1.4
2002-03	Petra Ujhelyi	Sr.	48	1.5
2003-04	Iva Sliskovic	Fr.	26	0.9
2004-05	Melanie Johnson	So.	54	1.9
2005-06	Iva Sliskovic	Jr.	37	1.3
2006-07	Lakesha Tolliver	Jr.	60	1.8



Martha Parker

- [Intro](#)
- [Players](#)
- [Staff](#)
- [Opponents](#)
- [Review](#)
- [Records](#)
- [History](#)

South Carolina's Poll History

Associated Press Poll

Mel Greenberg and *The Philadelphia Inquirer* launched the inaugural Top 20 Poll at the start of the 1976-77 season and compiled it through the 1988-1989 season. Associated Press picked it up from 1989, changed it to a Top 25 Poll and issues the rankings each Monday afternoon during the season.

Year	Pre	1	2	3	4	5	6	7	8	9	10	11	12	13	14	15	16	17	18	19	
76-77	-	-	-	-	-	-	-	-	-	-	-	-	-	-	-	-	-	-	-	-	
77-78	-	-	-	-	-	-	-	-	-	-	-	-	-	-	-	-	-	-	-	-	
78-79	-	-	-	-	-	-	-	-	-	-	-	-	-	18	-	16	15	15	-	-	
79-80	16	13	15	13	12	11	10	11	8	7	6	5	5	7	7	6	4	4	-	-	
80-81	5	6	6	8	11	10	10	13	13	15	13	15	12	14	14	-	-	-	-	-	
81-82	4	3	3	3	2	2	2	4	9	12	17	19	15	13	14	13	12	15	-	-	
82-83	13	13	15	14	14	13	14	19	-	-	-	-	-	-	-	-	-	-	-	-	
83-84	20	-	-	-	-	-	-	-	-	-	-	-	-	-	-	-	-	-	-	-	
84-85	-	-	-	-	-	-	-	-	-	-	-	-	-	-	-	-	-	-	-	-	
85-86	-	-	-	-	-	-	-	-	-	-	-	-	-	-	-	-	-	-	-	-	
86-87	-	-	-	-	-	-	-	-	-	-	-	-	-	-	-	-	-	-	-	-	
88-89	-	-	19	18	17	17	17	16	15	16	17	16	18	14	17	17	17	17	-	-	
89-90	19	17	17	20	19	20	18	18	17	15	15	19	19	20	17	17	17	19	-	-	
90-91	22	25	22	-	-	-	-	-	-	-	-	-	-	-	-	-	-	-	-	-	
91-92	-	-	-	-	-	-	-	-	-	-	-	-	-	-	-	-	-	-	-	-	
92-93	-	-	-	-	-	-	-	-	-	-	-	-	-	-	-	-	-	-	-	-	
93-94	-	-	-	-	-	-	-	-	-	-	-	-	-	-	-	-	-	-	-	-	
94-95	-	-	-	-	-	-	-	-	-	-	-	-	-	-	-	-	-	-	-	-	
Intro	95-96	-	-	-	-	-	-	-	-	-	-	-	-	-	-	-	-	-	-	-	
Players	96-97	-	-	-	-	-	-	-	-	-	-	-	-	-	-	-	-	-	-	-	
Staff	97-98	-	-	-	-	-	-	-	-	-	-	-	-	-	-	-	-	-	-	-	
Opponents	98-99	-	-	-	-	-	-	-	-	-	-	-	-	-	-	-	-	-	-	-	
Review	99-00	-	-	-	-	-	-	-	-	-	-	-	-	-	-	-	-	-	-	-	
Records	00-01	-	-	-	-	-	-	-	-	-	-	-	-	-	-	-	-	-	-	-	
History	01-02	-	-	-	-	25	23	23	23	17	14	9	8	7	11	9	9	10	12	14	13
	02-03	-	-	-	-	23	18	18	18	16	13	14	15	16	16	15	17	16	16	16	16
	03-04	16	-	-	-	-	-	-	-	-	-	-	-	-	-	-	-	-	-	-	
	04-05	-	-	-	-	-	-	-	-	-	-	-	-	-	-	-	-	-	-	-	
	05-06	-	-	-	-	-	-	-	-	-	-	-	-	-	-	-	-	-	-	-	
	06-07	-	-	-	-	-	-	-	-	-	-	-	-	-	-	-	-	-	-	-	

USA Today/ESPN Poll

USA Today began their own post season rankings with the 1985-86 season. In 1998, ESPN joined USA Today to compile the regular season poll. The USA Today/ESPN Poll is comprised of 30 collegiate coaches who vote for the top 25 teams.

Year	Pre	1	2	3	4	5	6	7	8	9	10	11	12	13	14	15	16	17	18	19
01-02	-	-	-	-	-	24	22	18	15	10	8	9	9	9	9	10	11	13	13	6
02-03	-	-	-	22	19	19	18	16	12	13	14	16	15	15	15	13	13	13	15	18
03-04	-	-	-	-	-	-	-	-	-	-	-	-	-	-	-	-	-	-	-	-
04-05	-	-	-	-	-	-	-	-	-	-	-	-	-	-	-	-	-	-	-	-
05-06	-	-	-	-	-	-	-	-	-	-	-	-	-	-	-	-	-	-	-	-
06-07	-	-	-	-	-	-	-	-	-	-	-	-	-	-	-	-	-	-	-	-