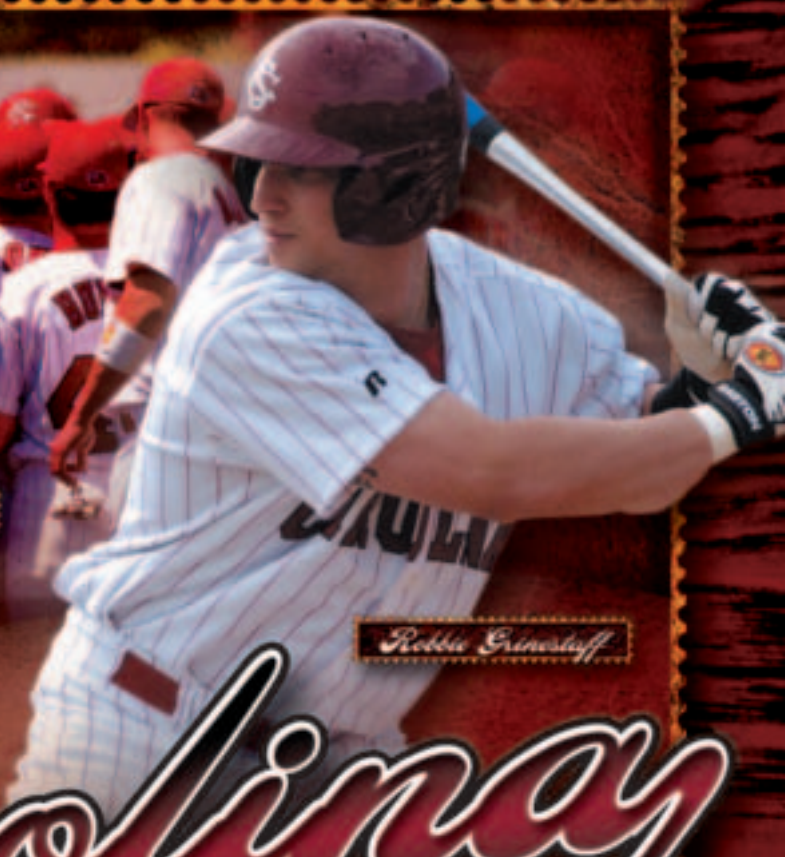




Forrest Beverly



Robbie Grinstaff

Carolina

2007 BASEBALL



Connor Loler



Jon Willard






Opening in 2008



The South Carolina baseball program will move to a new home beginning in the 2008 season. The state-of-the-art facility will sit within a 29-acre tract of land south of Blossom and west of Williams Street and will be adjacent to the Congaree River.



This Is

South Carolina Baseball




Over the last seven seasons ...

The Gamecocks Have

- **THE FOURTH HIGHEST TOTAL OF WINS IN THE NATION**
 - 342-135 record from 2000-2006
- **WON MORE SEC GAMES THAN ANY TEAM IN THE LEAGUE**
 - 130-79 from 2000-2006
- **MADE THREE COLLEGE WORLD SERIES APPEARANCES**
 - 2002 (national runner-up), 2003, 2004
- **MADE SIX APPEARANCES IN THE NCAA SUPER REGIONAL**
 - 2000, 2001, 2002, 2003, 2004, 2006
 - one of only three teams in the nation to accomplish the feat six of the last seven years
- **MADE EIGHT NCAA APPEARANCES**
 - 1998, 2000, 2001, 2002, 2003, 2004, 2005, 2006
 - Current streak of seven straight appearances is the longest current streak among all 12 SEC schools
 - One of only 12 current teams in the nation to own seven consecutive appearances (2000-2006)
- **WON THREE SEC CHAMPIONSHIPS**
 - 2000 Regular Season (25-5 record)
 - 2002 Regular Season (21-8 record)
 - 2004 Tournament (Finished 4-0 in the Tournament)
- **FINISHED SEVEN STRAIGHT SEASONS IN THE TOP 15 IN THE NATION IN ATTENDANCE**
- **ONE NATIONAL PLAYER OF THE YEAR**
 - Kip Bouknight (2000)
- **ONE SEC PITCHER OF THE YEAR**
 - David Marchbanks (2003)
- **TWO SEC PLAYERS OF THE YEAR**
 - Kip Bouknight (2000)
 - Yaron Peters (2002)
- **ONE SEC BOYD MCWHORTER SCHOLAR ATHLETE OF THE YEAR**
 - Trey Dyson (2002)
- **15 PLAYERS HAVE EARNED ALL-AMERICAN HONORS**
- **THE TOP RANKED RECRUITING CLASS IN THE NATION, THREE OF THE LAST FOUR YEARS**
 - 2003, 2005, 2006
- **SEVEN CONSECUTIVE TOP 15 RECRUITING CLASSES IN THE NATION**
 - 2000, 2001, 2002, 2003, 2004, 2005, 2006





CAROLINA BASEBALL

The Road To Omaha 1

Table of Contents 2

Quick Facts 3

2006 In Review 4-5

2006 In Review 6-7

South Carolina In The Pros 8-9

Sarge Frye Field 10

Strength & Conditioning 11

2007 Outlook 12-13

Media Information/Media Outlets 14-15

Gamecock Radio Network 16

MEET THE COACHES.....17

Head Coach Ray Tanner 18-25

Associate Head Coach Jim Toman..... 26

Assistant Coach Mark Calvi 27

Assistant Coach Monte Lee 28

Strength Coach Billy Anderson 29

Student Assistant Coach Brad Hocking 30

Academic Advisor Travis Boyd 30

Baseball Support Staff 31

Athletic Administration..... 32

MEET THE GAMECOCKS.....33

2007 Roster 34

Roster Breakdown..... 35

Returning Player Profiles 36-52

Newcomer Player Profiles..... 53-57

TV/Radio Roster 58

2007 OPPONENTS59

SEC Composite Schedule 60

The Southeastern Conference 61

SEC Opponents 62-63

Non-Conference Opponents..... 64-66

Series Records..... 66-67

Easton Baseball..... 68

2006 SEASON IN REVIEW.....69

Season Recap 70-71

Non-Returnees Career Stats..... 72

2006 Gamecock Statistics 73-74

The Last Time 75

SEC Year in Review..... 76

RECORDS & HISTORY.....77

Year-by-Year Results 78-79

Coaching Records 80

Gamecock Record Book 81-94

Annual Team Statistics..... 95

NCAA Tournament History 96-97

Conference Tournament History 98-99

Gamecock All-Americans 100

Awards & Honors..... 101-103

College World Series Teams 104-111

Year-by-Year Results 112-127

SEC Series Results..... 128-131

All-Time Letterwinners..... 132-135

Gamecocks in the Pros..... 136-138

WHY CAROLINA.....139

This is South Carolina Baseball..... 140-143

The Carolina Campus 146-147

President - Dr. Andrew Sorensen 148

Athletics Director - Eric Hyman 149

Faculty Representative - Dr. Bill Bearden 150

Carolina Head Coaches..... 150

Gamecock Highlights 2005-06 151

Columbia, S.C..... 152

South Carolina The Palmetto State 153

Gamecock Athletics 154-155

Academic Services..... 156-157

Gamecock Athletic Facilities 158-159

Gamecock Traditions 160

CREDITS

The 2007 South Carolina baseball media guide is a publication of the USC Media Relations Office. Written and edited by Andrew Kitick and Tom Price. Layout and design by Andrew Kitick. Editorial assistance provided by Steve Fink. Recruiting section provided by Christy Lang. Cover design by Grant Hawkins.

The guide was produced using Adobe In-Design CS2 and Adobe Photoshop CS2.

Thank you to head coach Ray Tanner and associate head coach Jim Toman for their assistance and time in the production of this brochure. Also special thanks to SID historian Tom Price for his tireless efforts in research over the years that have made this guide possible.

Printed by the R.L. Bryan Company.

Individual mug shots by Jason Ayer. Action photos provided by Allen Sharpe. 2006 NCAA Regional photos provided by Jim Daves, assistant athletic director at the University of Virginia. Other photos from USC Media Relations files. Special thanks to MLB organizations for use of professional players photos.

CAROLINA BASEBALL

GENERAL INFORMATION

Location Columbia, S.C.
Enrollment..... 27,065
Founded..... 1801
University President..... Dr. Andrew Sorensen
Athletics Director..... Eric Hyman
Faculty Representative..... Dr. Bill Bearden
Conference Southeastern
Nickname Gamecocks
Colors Garnet & Black
Mascot..... Cockey

TEAM INFORMATION

Head Coach..... Ray Tanner
Alma Mater NC State, 1980
Record at South Carolina..... 454-200 (11th Year)
Career Record 849-368-3 (20th Year)
Associate Head Coach Jim Toman
Assistant Coaches Mark Calvi, Monte Lee
Administrative Assistant Kristi Davis
Strength & Conditioning Coach..... Billy Anderson
Associate Athletics Trainer Brainard Cooper
Academic Advisor..... Travis Boyd

2006 SEASON IN REVIEW/2007 OUTLOOK

2006 Overall Record..... 41-25
2006 SEC Record/Finish..... 15-15/4th East
2006 Postseason Finish.... Athens Super Regional (1-2)
Starters Returning/Lost 6/3
Pitchers Returning/Lost 10/7
Letterwinners Returning/Lost 23/12

PROGRAM HISTORY

First Year of Baseball 1892
First Year in SEC..... 1992
All-Time Record 2,084-1,311-17
All-Time SEC Record..... 232-190
SEC Championships 2 (2000, 2002)
SEC Conference Tournament Titles..... 1 (2004)
SEC East Titles 4 (1999, 2000, 2002, 2003)
NCAA Appearances/Last 22/2006
NCAA Tournament Record..... 84-49 (.632)
College World Series Appearances/Last..... 8/2004
College World Series Record 17-16 (.515)

ATHLETIC ADMINISTRATION STAFF

Executive Associate A.D...... Kevin O'Connell
External Relations
Senior Associate A.D. Val Sheley
Senior Women's Administrator
Senior Associate A.D. Harold White
Academic Support and Student Services
Associate A.D. Jeff Davis
Operations and Facilities
Associate A.D. Charles Waddell
Associate A.D. Chris Wyrick
Development
Chief Financial Officer Jeff Tallant
Marketing Director Jeff Crane
Media Relations Director Steve Fink
Director of Ticket Operations Kent Hegenauer
Assistant A.D. Shawn Burke
Event Management
Assistant A.D. Jennifer Stiles
Compliance
Assistant A.D. Bryan Risner
Director of Major Gifts
Assistant A.D. Michelle Schmitt
Assistant A.D. Dr. Rod Walters

MEDIA INFORMATION

Media Relations Director Steve Fink
Assistant Director/BB Contact..... Andrew Kitick
SID Emeritus/Historian..... Tom Price
Associate Director..... Gavin Lang
Assistant Director..... Matt Freed
Assistant Director..... Christy Lang
Assistant A.D./Asst. Director..... Michelle Schmitt
Assistant Director..... Ayanna Wakefield
Media Relations Main Phone..... 803-777-5204
Media Relations Fax 803-777-2967
Kitick Office Phone..... 803-777-5257
Kitick Cell Phone 803-240-4150
Kitick E-mail..... kitick@gwm.sc.edu
Official Athletics Web Site..... www.uscsports.com

CAROLINA BASEBALL


2006 - A LOOK BACK



133,652 fans attended South Carolina home baseball games for the 2006 season. That total was the 11th highest attendance mark across the nation last year.



Seniors Chris Brown and Neil Giesler were among the leading hitters on the 2006 team. Brown also led the Gamecocks in on-base percentage with Giesler holding Carolina's longest hitting streak of the season. Both were named to the NCAA All-Regional team in Charlottesville, Va.



Justin Smoak
Freshman All-American




The South Carolina baseball team welcomed current head football coach Steve Spurrier to a game during the 2006 season. Spurrier was an all-state baseball player in high school and helped lead his team to a state championship his senior season. He threw out the ceremonial first pitch before the April game between South Carolina and Clemson.

22 NCAA APPEARANCES 1974-77, 1980-86, 1988, 1992-93, 1998, 2000-06

CAROLINA BASEBALL



Andrew Cruse was a ninth round selection in the 2006 MLB Draft by the Philadelphia Phillies. He earned SEC Pitcher of the Week after 5.1 scoreless innings in a win over Clemson.



Michael Campbell set several school records in 2006 including the all-time games played mark. He was selected in the 2006 MLB Draft by the San Diego Padres.

“The years have gone by extremely fast. It has been so wonderful here. Every year is exciting, we have great fans, great tradition. We have a passion for what we are doing, the fans have a passion. It has been a fast 10 years and we are looking forward to the second decade.”

South Carolina head baseball coach Ray Tanner with former head coach June Raines





CAROLINA BASEBALL

2006 NCAA CHARLOTTESVILLE REGIONAL CHAMPIONS

2006 - A LOOK BACK



Wynn Pelzer pitched a complete game as Carolina defeated Evansville to clinch the Regional. He struck out a career-high nine batters in the 5-1 win for the Gamecocks.



Phil Disher earned tournament MVP honors and hit three home runs during the weekend including a grand slam.



Harris Honeycutt allowed just one run in six innings of Carolina's 8-3 win over Virginia.



Mike Cisco got the Gamecocks off to the right start in USC's 4-2 win over Evansville in game one with a complete game.



Chris Brown was one of five Carolina players to earn All-Regional team honors.

CAROLINA BASEBALL

2006 NCAA CHARLOTTESVILLE REGIONAL CHAMPIONS



South Carolina tied an NCAA Division I record for consecutive home runs when the Gamecocks hit five straight in a 15-6 victory over Georgia in the NCAA Super Regional.



Neil Giesler



Justin Smoak



Phil Disher



Andrew Crisp



Robbie Grinestaff



2006 POSTSEASON ACCOLADES

2006 NCAA REGIONAL CHAMPIONS

ONE OF ONLY THREE TEAMS IN THE NATION TO REACH SIX NCAA SUPER REGIONALS OVER THE LAST SEVEN YEARS

THE LONGEST CURRENT STREAK AMONG SEC SCHOOLS FOR CONSECUTIVE APPEARANCES IN THE NCAA REGIONALS (2000-06)

CHARLOTTESVILLE REGIONAL ALL-TOURNAMENT TEAM

Phil Disher - NCAA Regional MVP
Chris Brown - Second Baseman
Mike Cisco - Pitcher
Neil Giesler - Third Baseman
Wynn Pelzer - Pitcher

SEC ALL-TOURNAMENT TEAM

Mike Cisco - Pitcher

ALL-SEC SELECTIONS

Michael Campbell - OF - 1st Team
Robbie Grinestff - DH - 2nd Team
Reese Havens - SS - 2nd Team
Wynn Pelzer - RP - 2nd Team

FRESHMAN ALL-SEC SELECTIONS

Mike Cisco - P
Andrew Crisp - OF
Justin Smoak - 1B

FRESHMAN ALL-AMERICANS

Andrew Crisp - OF
Justin Smoak - 1B

2006 TEAM AWARDS


TAYLOR MCENTIRE MVP
Michael Campbell - OF

ROOKIE OF THE YEAR
Justin Smoak - 1B

PITCHER OF THE YEAR
Harris Honeycutt - RHP

IRBY RAINES COACHES AWARD
Chris Brown - INF

SARGE FRYE AWARD
Neil Giesler - INF



Chris Hernandez
Pirates - AA level



Kip Bouknight
Nationals - AAA level



Brian Buscher
Giants - AA level



Davy Gregg
Cubs - A level



Lee Gronkiewicz
Blue Jays - AAA level



Former Carolina teammates Kevin Melillo, Landon Powell, Marcus McBeth are currently with the Oakland A's organization and played last summer for the Midland Rockhounds (AA).



Billy Buckner
Royals - AA level




Jon Coutlangus
Reds - AA level

South Carolina Players Currently In Pro Baseball (as of the end of the 2006 season)					
Player	Organization	Brian Buscher	San Francisco	Low Class A	
Major Leagues		Jon Coutlangus	Cincinnati	Davy Gregg	Chicago (NL)
Adam Everett	Houston	Chris Hernandez	Pittsburgh	John Wesley	Chicago (AL)
Brian Roberts	Baltimore	Marcus McBeth	Oakland		
Triple - A		Kevin Melillo	Oakland	Short-Season	
Kip Bouknight	Washington	Landon Powell	Oakland	Michael Campbell	San Diego
Lee Gronkiewicz	Toronto			Andrew Cruse	Philadelphia
Drew Meyer	Texas	High Class A		Ian Paxton	Tampa Bay
Double - A		Chad Blackwell	Pittsburgh	Injured	
Billy Buckner	Kansas City	Justin Harris	Pittsburgh	Steven Bondurant	Oakland
		Steve Pearce	Pittsburgh	Matt Campbell	Kansas City
		Steven Tolleson	Minnesota		

SHORTSTOP U



Adam Everett was a first round MLB draft selection out of South Carolina in 1998. He has played five seasons for Houston and played in the 2005 World Series for the Astros. The Baseball Book currently has him rated as the top defensive shortstop in all of baseball.




Brian Roberts was a supplemental first round MLB draft selection out of South Carolina in 1999. He has played six seasons for Baltimore and was an All-Star selection as well as team MVP in 2005 for the Orioles.



Drew Meyer was a first round MLB draft selection out of South Carolina in 2002. He recently made his first stint in the MLB this past season as a member of the Texas Rangers organization.

South Carolina has produced some of the most gifted shortstops in recent history. Since head coach Ray Tanner took over, three shortstops have been MLB 1st Round selections and have made it to the Major Leagues. Adam Everett (1997-98), Brian Roberts (1999) and Drew Meyer (2000-02) all earned All-America honors at Carolina. In addition, all three earned All-SEC honors along with Steven Tolleson (2003-05), who was drafted in the 8th Round.



Steven Tolleson earned All-SEC honors in 2005 and was drafted in the eighth round by Minnesota. He reached the high A level last season for the Twins.

CAROLINA BASEBALL

The University of South Carolina lost a legend, an icon and a friend on Sept. 3, 2003, when Weldon B. "Sarge" Frye died at the age of 90, ending more than half a century of service to the Gamecock athletics program.

Sarge officially retired July 1, 1997, after 45 years of service. That was 20 years after he retired from full-time employment but remained on board to supervise maintenance of athletic facilities.

For the next six plus years, until a few days prior to his death, Sarge was on hand almost daily as a consultant and advisor regarding the maintenance of playing fields and other athletic facilities.

Those facilities included Sarge Frye Field, the baseball stadium that University trustees named for Sarge on May 11, 1980.

A native of Medon, Tenn., Frye was a master sergeant when he retired from the U.S. Army in 1953 after more than 23 years of service. A combat veteran of World War II and the Korean Conflict, Frye participated in the allied invasion of Europe, was wounded in action and decorated with the bronze star. He received a second bronze star in Korea.

Frye came to work for the University of South Carolina in 1953 and was placed in charge of athletic facilities. His duties were soon expanded to include supervision of grounds for the entire campus. He retired from full-time employment in 1977 but continued to supervise the maintenance of athletic facilities through the 1996-97 academic year.

Three Generations

His wife, the former Ruby Howard of Anniston, Ala., passed away during the spring of 1997. Their son, Jerry, was a standout end on the South Carolina football squad, 1958-60, and was co-captain his senior year. Jerry's son Jay - Sarge's grandson - was a Gamecock football letterman, 1983-84.

Frye was honored in January 1993 when the American Baseball Coaches Association named him National Groundskeeper of the Year.

Sarge Frye Field is part of a 30-acre complex of athletic fields and buildings at the Rex Enright Athletic Center, named for the late University of South Carolina director of athletics and head football coach. Other facilities include the "Roundhouse" office building and the George Terry Olympic Sports building which houses dressing and sports medicine facilities.

The latest improvements in on-going renovations of Sarge Frye Field included the addition of 400 chairback seats on the first base side before the 2001 season; in-

stallation of 1800 chairback seats and a new rest room equipped visitor's dugout were completed prior to the 1999 season.

A new baseball player's lounge and locker room was added to this facility in 1997. The first stage of extensive renovations scheduled for Sarge Frye Field included the locker room, lounge, which features a 60" big screen television, and enlargement of the home dugout.

A two-tier press box was completed in 1987. A 10-foot fence surrounds the outfield and there is a large batter's background, 20 feet high and 40 feet side behind the center field fence. A computerized scoreboard and message center was installed in 1984.



Weldon B. "Sarge" Frye

Dimensions

Sarge Frye Field currently seats 6,000, but overflow crowds in excess of capacity are common.

Dimensions are 325 feet at the left field foul pole, 360 feet in the power alleys, 390 feet in center field and 325 feet at the right field pole. The facility is well lit for night baseball.

The New Roost, a residence hall for students adjacent to Sarge Frye Field, was completed in 1989 and replaced the original Roost built 20 years earlier. Originally a

dormitory exclusively for scholarship athletes, the New Roost now houses both student-athletes and non-athletes.

A portion of the original Roost has been remodeled into an academics enrichment center.

The Weems Baskin Track, Sam Daniel Tennis Center, the Eugene Stone Soccer Stadium, Beckham Softball field, practice fields and a golf green and practice area are also part of the Enright Athletic Center complex.

A field house containing indoor practice facilities for football, baseball, track, tennis and soccer was completed in 1991 and replaced a "Bubble" that was destroyed by Hurricane Hugo in 1989.

Tournaments

Sarge Frye Field was the site of the 2000, 2001, 2002 and 2004 NCAA Regional Tournament as well as the 2000, 2002, 2003 and 2004 NCAA Super Regional. In 1993 the Southeastern Conference Eastern Division Baseball Tournament was held at Sarge Frye Field.

South Carolina ranked sixth in the nation in attendance for the 2004 season and has been ranked among the top 15 in the country over the last seven seasons.

Prior to that, the facility hosted six NCAA Regional baseball tournaments (1975-76-77-81-82-85) and the Metro Conference championship tournaments in 1987 and 1989. The South Carolina High School league often uses the facility for state championships and all-star games.

SARGE FRYE FIELD ATTENDANCE

Year	Dates	Total	Avg.
2006	35	133,652	3,818
2005	33	112,984	3,423
2004	41	159,142	3,881
2003	35	105,220	3,086
2002	41	151,521	3,695
2001	37	145,616	3,935
2000	41	134,207	3,273
1999	35	57,829	1,652
1998	38	54,416	1,424
1997	36	41,197	1,153
1996	26	34,657	1,333
1995	32	37,351	1,167
1994	35	55,572	1,588
1993	32	47,439	1,482
1992	25	41,251	1,650
1991	30	41,780	1,393
1990	30	44,026	1,468
1989	31	38,049	1,227
1988	28	48,232	1,786
1987	33	55,968	1,696
1986	29	43,375	1,496
1985	37	84,000	2,270
1984	29	38,550	1,329
1983	24	37,100	1,546
1982	35	87,350	2,496
1981	33	76,432	2,316
1980	26	67,650	2,602
---Name officially changed May 11, 1980---			
1979	33	71,000	2,152
1978	28	37,550	1,341
1977	30	52,400	1,747



CAROLINA BASEBALL



STRENGTH & CONDITIONING




“The South Carolina strength and conditioning program is used to help develop stronger, more competitive baseball players. It ensures that each athlete gets the maximum benefit from resistance training, speed development, injury prevention, and sports specific conditioning. Players train year round using various methods of strength training and conditioning to challenge them not only physically but mentally.”

USC strength & conditioning coach Billy Anderson



8 COLLEGE WORLD SERIES 1975, 1977, 1981, 1982, 1985, 2002, 2003, 2004



SOUTH CAROLINA EXPECTS TO CONTINUE WINNING WAYS IN 2007 SEASON

A strong nucleus of returning players combined with the top recruiting class in the country is expected to give the South Carolina baseball program an opportunity to compete for an SEC title and a spot in the College World Series.

"I like this team, said USC head coach Ray Tanner. "I think we have depth from an offensive and defensive standpoint and we are improved as a pitching staff. February will be here before we know it, hopefully we can get a little better and be ready to go."

Despite a young team in 2006, the Gamecocks still were among the top teams in the nation and reached the NCAA Super Regional round for the sixth time in the last seven seasons, one of only three teams to achieve that feat.

"We had a good year last year," said Tanner. "We played well at times, we didn't play well at other times and had a few bumps in the road with injuries to (Arik) Hempy, Chris Brown and Michael Campbell, three key players on our team. We were able to overcome and get into position to get close to the College World Series; we were just a few innings away. I was proud of the 2006 team in a lot of ways; I'm hoping that the guys that were knocking on the door last year can push it in a little bit this year. With our veteran players and an outstanding recruiting class, we could be good enough to make it back to Omaha."

POSITION PLAYERS

First baseman Justin Smoak is back for his second year in the Garnet and Black following an impressive first-year campaign that saw him earn Freshman All-American honors and lead the team with 17 homers and 63 RBI. He was also the only Gamecock player to start all 66 games in 2006. Smoak kept up his extraordinary pace over the summer in the prestigious Cape Cod League, where he earned MVP honors and was named the top prospect by *Baseball America*.

"Smoak had a tremendous freshman year and really is a clutch performer," said Tanner. "He is one of the top offensive and defensive players in the SEC."

Also returning to the infield for his sophomore season is shortstop Reese Havens, who made 65 starts last year and earned second team All-SEC honors. Havens fielded well at shortstop with a percentage of .969, just nine errors in 225 chances. Along with Smoak, he was an All-Star in the Cape Cod League.

"Reese had a super freshman year defensively for our team with only nine errors at short," said Tanner. "We expect his offensive numbers to improve. He's a young player, but an outstanding leader in our program."

Sophomores Andrew Crisp and James Darnell also are back to give the Gamecocks depth at both the infield and outfield spots. Crisp was a Freshman All-American last year and Darnell started late in the season in the outfield. The outfield also returns Cheyenne Hurst, an All-Star this past summer in the New England Collegiate Baseball League (NECBL).

"Both Crisp and Darnell really played key roles for us down the stretch last year," said Tanner. "We've got outfielders that can move around with Darnell and Crisp, who are very versatile. Hurst

is an unheralded player, who has been a very steady performer for us. Reese Havens also gained some experience playing some third base in the fall. It is a team that can move around a little bit with great depth. We should be able to score some runs and play good defense."

Carolina expects strong offensive production from the DH, catching staff and bench as well, welcoming back power hitters Robbie Grinestaff and Phil Disher. Grinestaff, like Smoak, had 17 homers on the season and Disher came on late to earn NCAA Regional MVP honors with three homers to help USC advance in the postseason tournament at Charlottesville, Va. Grinestaff is an early leader to start in left field with Disher expected to share time with Trent Kline behind the plate. Kline is the leading returning hitter from last year's team with a .336 average in 53 games and 37 starts. Add to the mix veterans Jon Willard and Drew Martin, who provided big bats off the bench from both the left and right side. Willard hit seven homers including five pinch-hit shots last year and Martin was a .276 hitter with 28 RBI.

Two key newcomers to this year's team add to the tremendous depth and both are expected to make their way into the lineup right away. Travis Jones and Lonnie Chisenhall were among the team's leading hitters in fall scrimmages. Jones transferred from Lake City CC in Florida and is expected to play second base while Chisenhall, a freshman from North Carolina, will find a spot either at third base or in the outfield. Chisenhall was North Carolina's state Player of the Year and an 11th round selection by the Pirates. He could also figure into Carolina's plans as a two-way player seeing some work at pitcher.

Rounding out the position players are outfielders Adam Crisp, Harley Lail, DeAngelo Mack, Jonathan Ratledge and Steven Reinhold.

"We are going to hit and score our share of runs but they always say great pitching will stop great hitting, so we will see how it goes, said Tanner. "I feel we have 11, 12 players who are good enough to play every day. You can only play nine, so there will be depth and a competitive situation."

PITCHING STAFF

The pitching staff features a bevy of exciting prospects with a combination of arms ready to take the mound for the garnet and black.

Looking into the rotation for the 2007 season, returning starters include junior left-hander Arik Hempy, junior right-hander Harris Honeycutt and sophomore right-hander Mike Cisco. Honeycutt returns after a 7-0 campaign that featured an NCAA Regional win against Virginia and a victory in the NCAA Super Regional over Georgia. Cisco was an SEC All-Freshman honoree and also was named to both the SEC Tournament and NCAA All-Regional teams with wins over Kentucky and Evansville. All three were starters in SEC games last year and bring the most experience to the staff. Hempy began last year as the Friday night starter for Carolina and looked to be one of the top pitchers in the SEC before an injury to his arm on March 31 kept him off the hill for the rest

CAROLINA BASEBALL

of the season. Hempy had successful Tommy John surgery and is expected to return some time in March.

“Our pitching staff has improved and we are looking to make strides in that area,” said Tanner. “I think our pitching is better. Hempy’s health will certainly factor in to what kind of pitching staff we have.”

Also returning and possibly in the mix in the rotation is sophomore left-hander Will Atwood, who was another Gamecock that went to the Cape Cod League All-Star game.

Two Carolina newcomers figure to find innings early in the season with possible starts. Junior college transfer Jay Brown and freshman Nick Fuller bring impressive credentials into Columbia for the 2007 season. Fuller came to USC despite being selected in the third round of the 2006 MLB Draft with Brown an 18th round selection, choosing school over the pros.

Veteran arms lead the way in the bullpen. Most decorated being Wynn Pelzer, a second team All-SEC selection a year ago and the probable closer. Pelzer showed flashes last season as a talented prospect in a dual role as a starter and closer. He served the Gamecocks well in his sophomore season including a complete game performance vs. Evansville to clinch the NCAA Regional in Charlottesville, Va.

“Our plans are to keep Pelzer in the bullpen this year,” said Tanner. “He has tremendous ability and could be a high draft choice in 2007.”

Tanner also expects junior college newcomer Jordan Costner to provide an additional arm. Costner, a closer the last two seasons at Spartanburg Methodist College, brings a submarine delivery and a capability to put hitters away.

“Jordan is extremely competitive and has a closer’s mentality,” said Tanner. “I look for him to get 25 to 30 appearances for us out of the bullpen.”

Contributions also look to come from senior right-hander

Conor Lalor and senior left-hander Forrest Beverly. Both look to close out their careers with success on the mound. Lalor logged 25 innings of relief in 2006 and Beverly started 13 games with six wins to his credit.

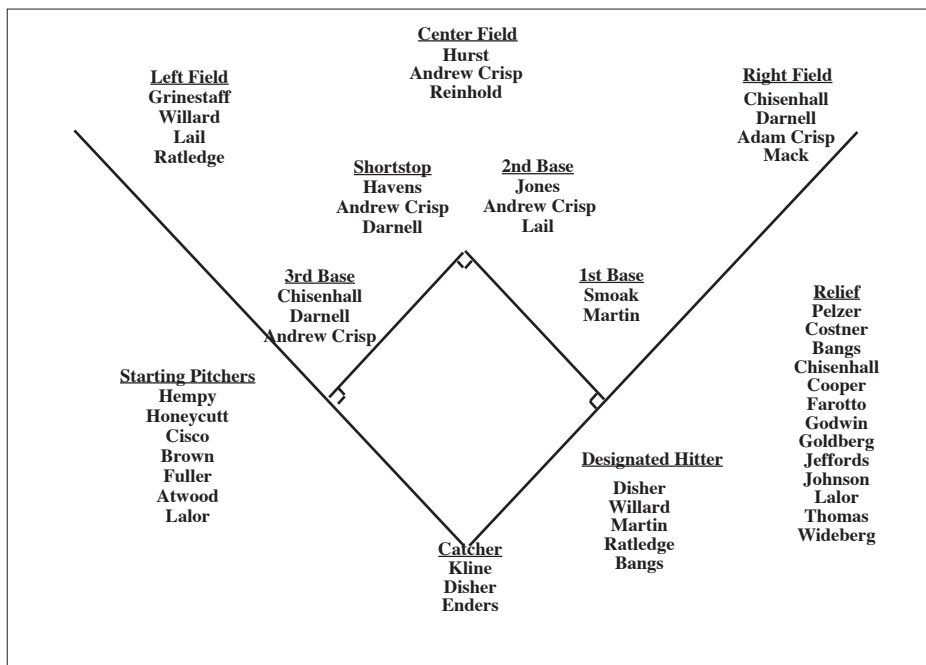
“Forrest is coming off of labrum surgery but is throwing again and should be ready to go by February,” said Tanner. “Conor had his best fall since he’s been in the garnet and black. He should make an impact as well.”

Returning pitchers also include sophomore left-hander Alex Farotto, senior right-hander Jeff Jeffords and sophomore left-hander Craig Thomas. Additional newcomers to the staff are right-handers Blake Cooper, Nick Godwin, Evan Goldberg, Curtis Johnson and Sean Wideberg.

SCHEDULE

The baseball season begins on February 9, 2007 when Carolina travels to a weekend tournament at UNC Wilmington. South Carolina will face NCAA Super Regional participant Oklahoma, Western Kentucky and the host Seahawks, another regional team. Carolina will then travel to Charleston, S.C. for a four-team tournament at The Citadel. USC’s home opener is set for February 23 against Eastern Michigan. After that series Carolina will begin its annual home and home with Clemson followed by a road trip to College of Charleston. Eight of Carolina’s first 12 games are on the road. The Gamecock schedule features 30 games against 2006 NCAA Tournament teams. South Carolina will begin the SEC schedule in March hosting LSU.

“It’s not ideal opening up on the road but we were anticipating the new stadium, which is just a year away,” said Tanner. “We do have a group of newcomers but a veteran team that I think can handle that kind of schedule early in the season. We have to find a way to win and be successful getting ready to go for SEC play.”



CAROLINA BASEBALL

MEDIA INFORMATION



Andrew Kitick - Baseball SID



Tom Price - SID Emeritus

The South Carolina Media Relations Office would like to thank you for your interest in the Carolina baseball team. This guide has been prepared to assist you in your coverage of the team. If you have any questions or requests please reach South Carolina baseball contact Andrew Kitick at 803-777-5257.

MEDIA GAME DAY SERVICES

At home and on the road, notes and statistics will be provided in the press box and on-line at www.uscsports.com. Complete box scores will be available shortly after each contest. A game story and box score following each game will be faxed and e-mailed to outlets requested. Scores will be reported to area broadcast outlets.

Wireless internet and telephone lines are available for use on the print media level.

Updated SEC and other scores of interest are provided throughout the game.

SCORE UPDATES

Media who wish to retrieve home score updates can call the press row phone at (803) 777-6648 or log on to uscsports.com for live gametracker stats.

CREDENTIALS

Accredited news media are admitted on a pass list basis through the breezeway entrance located near home plate and The Roost. Personnel assigned to cover games should contact Andrew Kitick at least one day before the game.

PARKING

There is no reserved media parking for regular season home games but there is parking available in the Roost lot near the breezeway entrance (off Heyward Street). For SEC and Clemson games, media are advised to arrive early.

RADIO INFORMATION

Gamecock Sports Properties, a partnership between the University of South Carolina Athletic Department and two of the country's leaders in the collegiate sports industry, ISP Sports and Learfield Communications, Inc., is the originating medium for radio coverage of the 2007 Carolina baseball games.

The Gamecock Radio Network occupies the booth at the far right (facing the field) of the upper level of the press box. Visiting radio occupies the space at the far left with the center area reserved for television.

The University of South Carolina provides a telephone line as well as ISDN line at both the visitor's radio position and at the home section. Anyone who needs special assistance with phone lines may call the Gamecock Sports Properties office at (803) 777-7895.

INTERVIEWS

South Carolina head coach Ray Tanner, staff and all Gamecock players are available for media interviews. Interviews can be conducted on Tuesdays and Thursdays before practice from 1:45-2:30 p.m. or at other times arranged through the South Carolina Media Relations Office. Coach Tanner is also available during the conference season on the SEC Teleconference.

It is requested that all interviews be arranged through Andrew Kitick. Players and coaches have been instructed to not agree to interviews not arranged by the Media Relations Office.

POST-GAME INTERVIEWS

Post-game interviews are conducted on the field following the game. After a cooling-off period, USC head coach Ray Tanner and requested players will be brought to the interview area. The South Carolina locker room is closed to the media. Media who wish to interview opposing coach or players should make requests through the Visiting SID.

IMPORTANT CONTACT NUMBERS

Media Relations Office	803-777-5204
Media Relations Fax	803-777-2967
Andrew Kitick's Office	803-777-5257
Andrew Kitick's Cell	803-240-4150
Tom Price's Home	803-787-2395
Ticket Office	803-777-4274
Kristi Davis	803-777-7830
Baseball Administrative Assistant	
Press Box Lower Level	803-777-6648
	803-777-6691

COLLEGE BASEBALL MEDIA OUTLETS

Baseball America

Aaron Fitt
Phone: 1-800-845-2726
E-mail: aaronfitt@baseballamerica.com

Collegiate Baseball

Lou Pavlovich Jr.
Phone: (520) 623-7815
E-mail: lou@baseballnews.com

CollegeBaseball.Rivals.Com

Kendall Rogers
Phone: (979) 229-4092
E-mail: kendall@rosenblattreport.com

Southeastern Baseball (SEBaseball.com)

Mark Etheridge
Phone: (205) 886-7978
E-mail: mark@sebaseball.com

Sports Weekly

Dana Grodin
Phone: (703) 276-3721
E-mail: bbwcollege@aol.com

CAROLINA BASEBALL

LOCAL SOUTH CAROLINA MEDIA OUTLETS

NEWSPAPERS

Associated Press

Pete Iacobelli
Phone: (803) 799-5510
E-mail: piacobelli@ap.org

The (Charleston) Post & Courier

Charlie Bennett
Phone: (803) 709-9757
E-mail: chap113@hotmail.com

The (Florence) Morning News

Mark Haselden
Phone: (843) 317-7271
E-mail: mhaselden@florencenews.com

The Gamecock

Alex Riley
Phone: (803) 777-7182
E-mail: gamecocksports@gwm.sc.edu

The Greenville News

Rick Scoppe
Phone: (803) 256-2588
E-mail: rscoppejr@sc.rr.com

The (Myrtle Beach) Sun News

Terry Massey
Phone: (843) 626-0200
E-mail: tmassey@thesunnews.com

The (Rock Hill) Herald

David Cloninger
Phone: (803) 329-4034
E-mail: DCloninger@heraldonline.com

The (Spartanburg) Herald-Journal

Matt Cobbs
Phone: (864) 562-7242
E-mail: mccobbs@yahoo.com

Spurs & Feathers

Dexter Hudson
Phone: (803) 256-1789
E-mail: spursusc@aol.com

The State Newspaper (Columbia)

Seth Emerson
Phone: (803) 771-8470
E-mail: semerson@thestate.com

The (Sumter) Item

Dennis Brunson
Phone: (803) 774-1241
E-mail: dennisb@theitem.com

RADIO

WCOS AM 1400

Teddy Heffner
Phone: (803) 343-1100
E-mail: talkingsports1@aol.com

WISWAM 1320

Mike Morgan & Jay Phillips
Phone: (803) 796-9975
E-mail: primetime1320@aol.com

WOIC FM 93.1

Rich Taylor
Phone: (803) 361-2309
E-mail: richtaylor@espn-columbia.com

WVOC AM 560

Christopher Thompson
Phone: (803) 343-1100
E-mail: tophsports@aol.com

SOUTH CAROLINA NEWS NETWORK

Phil Kornblut, Kevin McCrerey
Phone: (803) 790-4300
E-mail: philtalk@aol.com
kmac00@aol.com

TELEVISION

WIS-TV (Channel 10)

Rick Henry
Phone: (803) 758-1288
E-mail: rhenry@wis-tv.com

WLTX-TV (Channel 19)

Bob Shields
Phone: (803) 776-9508
E-mail: sports@wltx.com

WOLO-TV (Channel 25)

Tim Hill
Phone: (803) 754-7525
E-mail: thill@wolo.com

INTERNET

Gamecock Anthem

Jonathan Jolley
Phone: N/A
E-mail: jjexcels@yahoo.com

Gamecock Central

Scott Hood
Phone: (803) 606-3261
E-mail: scotthood@juno.com

2007 TRAVEL PLANS

FEBRUARY 9-11 - UNC WILMINGTON

Hotel:
Courtyard by Marriott
151 Van Campen Blvd.
Wilmington, NC
Telephone: (910) 395-8224

FEBRUARY 16-18 - THE CITADEL

Hotel:
Holiday Inn Patriots Point
250 Johnnie Dodds Blvd.
Mt. Pleasant, SC 29464
Telephone: (843) 884-6000

MARCH 3 - CLEMSON

Hotel:
Hampton Inn Anderson
120 Interstate Blvd.
Anderson, SC 29621
Telephone: (864) 375-1999

MARCH 23-25 - MISSISSIPPI STATE

Hotel:
Holiday Inn Express
110 B Highway 12 West
Starkville, MS 39759
Telephone: (662) 371-3600

APRIL 6-8 - FLORIDA

Hotel:
Hilton University of Florida
1714 SW 34th Street
Gainesville, FL 32607
Telephone: (352) 371-3600

APRIL 20-22 - OLE MISS

Hotel:
Downtown Oxford Inn & Suites
400 North Lamar Blvd.
Oxford, MS 38655
Telephone: (800) 606-1497

APRIL 27-29 - ALABAMA

Hotel:
Hampton Inn - Interstate
6400 Interstate Drive
Tuscaloosa, AL 35453
Telephone: (205) 562-9000

MAY 11-13 - TENNESSEE

Hotel:
Crowne Plaza Knoxville
401 W. Summit Hill Drive
Knoxville, TN 37902
Telephone: (865) 522-2600

CAROLINA BASEBALL

Gamecock Sports Properties, a partnership between the University of South Carolina Athletic Department and two of the country's leaders in the collegiate sports marketing industry, ISP Sports and Learfield Communications, Inc., is the originating medium for radio coverage of the 2007 Carolina baseball games.

WOMG (103.1 FM) and WISW (1320 AM) in Columbia will be the flagship stations for originations of 34 regular season games plus all post-season play. The schedule will include 30 SEC games and the four game set with Clemson. Games can also be heard on www.uscsports.com.

In addition, for the third consecutive season live audio broadcast for the additional 22 regular season games will be available on-line at uscsports.com.

Mike Morgan enters his eighth year as the voice of Carolina Baseball on the Gamecocks Baseball Radio Network. Morgan also serves as the radio play-by-play announcer for the USC Men's Basketball team and the television announcer for the Gamecock football telecasts for CSS as well as Pay Per View.

In addition, Morgan co-hosts "PrimeTime Sports" on News/Talk WIS (1320 AM), Monday-Fridays from 6 to 8 p.m., as well as "Carolina Calls" featuring Gamecock coaches.

Before coming to Columbia, Morgan performed various play-by-play stints for football, basketball and baseball in Georgia, Alabama, and Florida. He also performed play-by-play for the single-A affiliate of the Cleveland Indians, the Columbus Redstixx, for two seasons. Morgan has been called upon to broadcast college and minor league baseball for television outfits including CSS as well.

As the voice of the Gamecocks, Morgan has called 14 College World Series games from Omaha including the 2002 National Championship.

While behind the mic for basketball, he's called NCAA tournament games and the last two NIT championships from Madison Square Garden.

Morgan recently earned 2005 South Carolina Sportscaster of the Year by the National Sportscasters and Sportswriters Association (NSSA).

Tommy Moody, also in his eighth year, will again join Morgan as analyst for the home SEC contests. Along with his work as analyst, Moody will be play-by-play announcer for the additional 22 contests available at uscsports.com. Moody is the chairman of the USC Athletic Hall of Fame and was a past president of the USC Association of Lettermen in 1992. Moody played under head coach Bobby Richardson on the Gamecock baseball team from 1970-72 as an infielder.

Tom Price will join with Morgan to call the action on all road contests. Price served as Sports Information Director for 30 years at the University of South Carolina and continues to serve the athletics department in emeritus capacity.

Price was inducted into the CoSIDA Hall of Fame (College Sports Information Directors of America) in 1981, recipient of the 1992 CoSIDA Lifetime Achievement Award and winner of the 1993 CoSIDA Arch Ward Award, presented annually to a CoSIDA member who has made an outstanding contribution to the field of college sports information, and who by his or her activities, has brought dignity and prestige to the profession.

In addition, Price has also been honored by the NCBWA (National Collegiate Baseball Writers Association). Price received the organization's highest honor in 1982, the Wilbur Snyppe Award, a yearly honor that is given to a professional for their contributions to the sport of collegiate baseball.

2007 Network Affiliates

Allendale	WDOG	93.5 FM
Anderson	WRIX	103.1 FM
Charleston	WTMA	1250 AM
Columbia	WISW	1320 AM
Columbia	WOMG	103.1 FM
Florence	WWFN	100.1 FM
Greenwood	WLMA	1350 AM
Manning	WYMB	920 AM

2007 SOUTH CAROLINA SCHEDULE

FEBRUARY

9-11	<i>at UNC Wilmington Tournament</i>	
9	vs. Oklahoma @	12 noon
10	vs. Western Kentucky @	4 pm
11	at UNC Wilmington @	2 pm
16-18	<i>at The Citadel Tournament</i>	
16	vs. Liberty @	12 noon
17	vs. Richmond @	11 am
18	at The Citadel @	2 pm
23	Eastern Michigan @	3 pm
24	Eastern Michigan @	1:30 pm
25	Eastern Michigan @	1:30 pm

MARCH

3	at Clemson#	2 pm
4	Clemson#	1:30 pm
6	at College of Charleston @	6 pm
9	Brown @	7 pm
10	Brown @	4 pm
11	Brown @	1:30 pm
13	Appalachian State @	7 pm
14	Appalachian State @	7 pm
16	LSU* #	7 pm
17	LSU* #	4 pm
18	LSU* #	1:30 pm
20	UNC Asheville @	7 pm
21	at Wofford @	7 pm
23	at Mississippi State* #	7:30 pm
24	at Mississippi State* #	3 pm
25	at Mississippi State* #	2:30 pm
27	at Elon @	7 pm
30	Vanderbilt* #	7 pm
31	Vanderbilt* (SEC-TV) #	4 pm

APRIL

1	Vanderbilt* #	1:30 pm
4	Furman @	7 pm
6	at Florida* #	6:30 pm
7	at Florida* #	4 pm
8	at Florida* #	1:30 pm
11	at Clemson #	7:15 pm
13	Auburn* #	7 pm
14	Auburn* #	4 pm
15	Auburn* #	1:30 pm
17	Wofford @	7 pm
18	Clemson #	7 pm
20	at Ole Miss* #	7:30 pm
21	at Ole Miss* #	5 pm
22	at Ole Miss* #	2:30 pm
24	Davidson @	7 pm
27	at Alabama* #	7:30 pm
28	at Alabama* #	5 pm
29	at Alabama* #	3 pm

MAY

4	Kentucky* #	7 pm
5	Kentucky* #	4 pm
6	Kentucky* #	1:30 pm
9	The Citadel @	7 pm
11	at Tennessee* #	7 pm
12	at Tennessee* #	4 pm
13	at Tennessee* #	2 pm
17	Georgia* #	7 pm
18	Georgia* #	7 pm
19	Georgia* (SEC-TV) #	4 pm
23-27	at SEC Tournament (Hoover, Ala.) #	

JUNE

1-4	NCAA Regionals #	
8-11	NCAA Super Regionals #	
15-25	College World Series (Omaha, Neb.) #	

* - denotes SEC game

@ - denotes Internet Broadcast only

- denotes Gamecock Radio Network and Internet Broadcast



Mike Morgan, Tom Price & Tommy Moody

22 NCAA APPEARANCES 1974-77, 1980-86, 1988, 1992-93, 1998, 2000-06



Meet the Staff





RAY TANNER

1

Head Baseball Coach

11th Season - South Carolina

20th Season - Overall



Entering his 11th season as head coach at the University of South Carolina, Ray Tanner continues to lead the Gamecock baseball program to new heights with his commitment to excellence. Over the last decade, Tanner has established one of the premier programs in all of college baseball with milestones and accomplishments piling up each season.

Atop the list includes three consecutive trips to the College World Series from 2002-2004. Included in those journeys to Omaha was a national runner-up finish in 2002, a victory over SEC champion LSU in 2003 and three straight wins over perennial powers LSU, Miami (Fla.) and Cal State Fullerton in 2004.

Over the past seven years the Gamecocks own a 342-135 record, the fourth highest win total in Division I Baseball in that time frame as well as an SEC-best 130-79 in conference matchups. Since the 2000 season, Tanner's squads have reached the NCAA Regionals seven times, made six NCAA Super Regionals, clinched four SEC Eastern Division titles, earned two SEC Championships and won the school's first SEC Tournament title. In addition, Tanner has produced 21 All-Americans as well as 29 All-SEC performers to go along with 55 players that have signed professional baseball contracts.

South Carolina recorded its seventh consecutive 40-plus win season in 2006 and achieved a ranking as high as No. 1 during the year. Carolina earned a trip to the postseason and won the NCAA Charlottesville Regional before falling one win shy of a trip to Omaha and the College World Series by winning the first game of the NCAA Super Regional in Athens. The Super Regional appearance was Carolina's sixth in the past seven seasons, making the Gamecocks one of only three teams in the nation to achieve that feat. Under Tanner, USC owns seven consecutive trips to the NCAA Tournament, currently the longest streak among the 12 SEC schools.

Despite a young team, Tanner molded together a group that saw four players earn All-SEC honors including first team outfielder Michael Campbell and second team honorees Robbie Grinestaff (designated hitter), Reese Havens (shortstop) and Wynn Pelzer (relief pitcher). In addition to freshman Reese Havens earning All-SEC accolades, first baseman Justin Smoak, outfielder Andrew Crisp and starting pitcher Mike Cisco were named to the SEC All-Freshman team. The seven Gamecocks honored were the most players from an individual school to be recognized by the conference coaches in 2006. Smoak and Crisp also received national recognition with freshman All-America honors. Carolina finished 2006 ranked 12th by Collegiate Baseball as well as 13th by Baseball America and 15th in the Sports Weekly/ABCA coaches' poll.

Since coming to South Carolina in 1997, Tanner has compiled a 454-200 record, winning over 69 percent of baseball games USC has played. The winning percentage is second highest all-time among SEC coaches behind legendary LSU coach Skip Bertman. Coach Tanner will enter his 20th year of coaching and owns an overall record of 849-373-3 with 15 appearances in the NCAA Tournament as a head coach at NC State and South Carolina.

Tanner became the fourth fastest active coach to reach the 800 win plateau in the 2005 season. He has averaged over 42 wins a season and is currently the eighth winningest active coach in Division I college baseball by winning percentage.

Tanner has also gained valuable experience at an international level in his association with USA Baseball. He has served five stints with Red, White & Blue including his latest in 2003 as head coach for the USA National Baseball Team. At the helm of some of the top freshmen and sophomores in the country, Tanner's club finished with a 27-2 record, the best record for a U.S. National Team (.931 winning percentage) and won a silver medal at the 2003 Pan American Games. He was named the U.S. National Coach of the Year for his work that season. Prior to his head coaching stint, Tanner served as an auxiliary coach for the 2000 Olympic Team under Tommy Lasorda that won a gold medal at the XXVII Olympiad in Sydney, Australia. He was also an assistant with the 1995-1996 USA teams under former LSU coach Skip Bertman that culminated in a bronze medal win at the 1996 Olympics in Atlanta, Ga. Tanner also served alongside current Mississippi State coach Ron Polk on Bertman's staff. Tanner's first stint with USA Baseball came as an assistant coach to the national team in the summer of 1993.

Tanner was named the South Carolina head coach June 14, 1996



THE TANNER FAMILY
Karen, Gracie, Maggie, Ray and Luke

CAROLINA BASEBALL

after nine successful seasons at North Carolina State.

The 1997 Gamecocks compiled a 33-24 record in Tanner's initial season and qualified for the Southeastern Conference post-season tournament. The 1997 team produced a first team All-America player in designated hitter Ryan Bordenick. Bordenick and pitcher Brett Jodie were named to the All-SEC team and shortstop Adam Everett was chosen to play with the USA National Team. Bordenick and catcher Rob Streicher were named All-South.

The 1998 team was ranked among the top 20 in the nation, compiled a 44-18 record and earned a bid to the NCAA playoffs with Tanner earning SEC Coach of the Year. Pitcher Kip Bouknight, outfielder Mike Curry and shortstop Adam Everett were named first team All-SEC. Bouknight, Everett, Curry and Bordenick picked up All-America recognition and pitcher Peter Bauer was named freshman All-America. Seven 1998 Gamecocks signed professional contracts.

The 1999 team won South Carolina's first Southeastern Conference Eastern Division championship and finished with a 35-23 record. It produced a first team All-SEC designated hitter Tim Angiolini with shortstop Brian Roberts making the second team. Roberts led the NCAA in stolen bases with a school record 67 and also earned All-America recognition. Four players from the 1999 squad signed professional contracts.

Tanner's 2000 South Carolina team won the Southeastern Conference championship, a regional championship, advanced to a super regional and finished with a 56-10 record. The 2000 team was ranked first in the final Ratings Percentage Index (RPI) compiled by the NCAA and among the top ten in the three national final polls. Baseball America ranked the Gamecocks fourth, Baseball


Weekly eighth and Collegiate Baseball ninth. In addition, Tanner was named National Coach of the Year as well as SEC Coach of the Year for a second time. Pitcher Kip Bouknight, 2000 consensus All-America, won the Golden Spikes Award for the nation's top amateur baseball player and finished the year with a 17-1 record. Bouknight and pitcher Scott Barber were first team selections on the 2000 All-SEC squad and pitcher Peter Bauer, outfielder Nate Janowicz and shortstop Drew Meyer were on the All-SEC second team.

His 2001 Gamecocks finished with a 49-20 record, won a regional and advanced to a super regional finishing in the top 15 in the national final polls. Carolina was 12th in the Baseball America poll, 13th in Baseball Weekly and 15th by Collegiate Baseball. The 2001 Gamecocks battled through the loser's bracket to win a second straight regional championship but lost a 3-2 heartbreaker to Stanford in the third and deciding super regional game at Palo Alto, Calif. Tanner's 2001 squad produced two All-America players in pitcher Lee Gronkiewicz, the nation's leader in saves, and catcher Tim Whittaker, who was also a semi-finalist for the Johnny Bench Award. Outfielder Garris Gonce, Gronkiewicz and outfielder Marcus McBeth were All-SEC.

In 2002, Tanner and his Gamecocks made it to Omaha and stayed 12 days to finish as National Runner-up. It was the first trip for Tanner and culminated in a national championship showdown between South Carolina and Texas. The Gamecocks won their second SEC championship in three years and Tanner was named 2002 America Baseball Coaches Association South Region Coach of the Year and South Carolina was ranked as the number two team in the nation in all of the final polls. The final 2002 record was 57-

RAY TANNER RESUME

Year	School	W	L	T	Pct.	POSTSEASON
1988	NC State	45	16	0	.738	NCAA East Regional
1989	NC State	35	21	2	.621	ACC Tournament
1990	NC State	48	20	0	.706	NCAA Atlantic Regional
1991	NC State	48	20	0	.706	NCAA East Regional
1992	NC State	46	18	0	.715	NCAA Atlantic Regional
1993	NC State	49	17	0	.742	NCAA Midwest Regional
1994	NC State	46	18	1	.715	NCAA Midwest Regional
1995	NC State	36	24	0	.600	ACC Tournament
1996	NC State	42	19	0	.689	NCAA Atlantic Regional
1997	South Carolina	33	24	0	.579	SEC Tournament
1998	South Carolina	44	18	0	.710	NCAA Atlantic Regional
1999	South Carolina	35	23	0	.603	SEC Tournament
2000	South Carolina	56	10	0	.848	NCAA Super Regional
2001	South Carolina	49	20	0	.710	NCAA Super Regional
2002	South Carolina	57	18	0	.760	NCAA College World Series
2003	South Carolina	45	22	0	.672	NCAA College World Series
2004	South Carolina	53	17	0	.757	NCAA College World Series
2005	South Carolina	41	23	0	.640	NCAA Regional
2006	South Carolina	41	25	0	.621	NCAA Super Regional
TOTAL		849	373	3	.694	OVERALL (20 years)
		454	200	0	.694	SOUTH CAROLINA (11 years)



18, topping the school record of 56 wins set two years earlier. The 2002 team won four games in the SEC Tournament after winning the official conference title with a 21-8 record in conference games. The Gamecocks then defeated Virginia Commonwealth and North Carolina twice to advance to the super regional for the third year in a row. The Gamecocks won two of three from defending national champion Miami (Fla.) to advance to the College World Series in Omaha. It took a five run ninth inning rally to defeat the Hurricanes in the deciding game. After being shut out 11-0 by Georgia Tech to open the 2002 World Series, Tanner's team fought back. Carolina defeated home state favorite Nebraska 10-8, Georgia Tech, 9-5, and Palmetto State archrival Clemson twice, 12-5 and 10-2, before losing the title game to Texas 12-6. It was South Carolina's third second place finish in Omaha. The Gamecocks were also runners-up in 1975 under coach Bobby Richardson and in 1977 under coach June Raines.

Three of Tanner's players; first baseman Yaron Peters, pitcher Blake Taylor and shortstop Drew Meyer earned All-American honors. Peters was the SEC Player of the Year, and Taylor led the nation in saves with 21. Meyer was a first round pick, the 10th overall choice in 2002 and the third consecutive Gamecock shortstop to be drafted in the first round.

South Carolina returned to the College World Series in 2003 and notched one win, an 11-10 slugfest over fellow SEC member LSU wrapped around a pair of losses to CWS runner-up Stanford. The final record in 2003 was 45-22 and in the final national polls the Gamecocks were ranked 6th by Collegiate Baseball, seventh by Baseball Weekly and 10th by Baseball America.

To get to Omaha a second straight time South Carolina won its fourth SEC Eastern Division championship, a fourth consecutive NCAA regional championship and a second consecutive super regional.

The 2003 Gamecocks swept the Atlanta regional tournament

hosted by Georgia Tech with a win over East Carolina and two over Stetson and then swept two super regional games against North Carolina at Sarge Frye Field. Two of Tanner's 2003 players, pitcher David Marchbanks and third baseman Brian Buscher, earned All-America recognition. Marchbanks was also SEC Pitcher of the Year and he, Buscher and Landon Powell were named All-SEC. Seven 2003 Gamecocks were drafted and three others signed as free agents.

South Carolina made its third straight trip to Omaha in 2004 when the Gamecocks finished with a 53-17 record and in the process set or tied 20 school records. Four of Tanner's players earned All-American honors in 2004, catcher Landon Powell and pitchers Chad Blackwell, Matt Campbell and Aaron Rawl. Powell and Blackwell also earned All-SEC honors along with Brendan Winn. Six Gamecocks were drafted and signed professional baseball contracts in the 2004 season including Powell and Campbell, who were selected in the first round of the MLB draft, the first time in history that two USC players were taken in the first round. Carolina finished the year ranked third in the country in all three national polls.

USC had another successful season in 2005 that saw the Gamecocks earn a spot in the NCAA Atlanta Regional. Carolina finished 41-23 and reached the final game of the NCAA Regional. Senior first baseman Steve Pearce earned All-American honors and was named NCBWA District IV Player of the Year. Junior shortstop Steven Tolleson joined Pearce on the All-SEC team. Pearce, Davy Gregg, Aaron Rawl and Zac McCamie all signed professional baseball contracts at the end of the season. The Gamecocks finished the season ranked 21st by Sports Weekly and 25th by Baseball America.

Before arriving to Columbia as head coach of the Gamecocks, Tanner led his alma mater NC State to seven appearances in the NCAA postseason tournament and ranked second for most wins in

TANNER MILESTONE VICTORIES AT SOUTH CAROLINA

South Carolina Victories

Victory	Opponent	Result
No. 1	vs. College of Charleston (2/7/1997)	9-8
No. 50	vs. Tennessee (3/15/1998)	4-3
No. 100	vs. The Citadel (4/7/1999)	5-4 (10)
No. 150	vs. Clemson (4/19/2000)	9-8 (12)
No. 200	at Clemson (4/25/2001)	2-1
No. 250	at Kentucky (4/28/2002)	6-4
No. 300	vs. UNC Asheville (4/22/2003)	5-1
No. 350	vs. Ole Miss (4/30/2004)	7-3
No. 400	at LSU (4/10/2005)	7-5
No. 450	vs. Kentucky (5/24/2006)	4-2

TANNER CAREER MILESTONES

Career Victories

Victory	Opponent	Result
No. 1	vs. Western Carolina (1988)	7-1
No. 50	vs. Rutgers (1989)	6-2
No. 100	vs. New York Tech (1990)	3-2
No. 150	vs. VCU (1991)	12-3
No. 200	vs. East Carolina (1992)	6-2
No. 250	at Duke (1993)	2-1
No. 300	vs. Georgia Tech (1994)	8-7
No. 350	at East Carolina (1995)	10-1
No. 400	vs. East Tennessee State (2/15/1997)	11-2
No. 450	vs. Georgia State (3/24/1998)	12-6
No. 500	vs. Furman (4/20/1999)	4-2
No. 550	vs. Georgia (4/28/2000)	9-5
No. 600	vs. Kentucky (5/4/2001)	11-0
No. 650	vs. Tennessee (5/10/2002)	10-6
No. 700	vs. Kentucky (5/3/2003)	7-2
No. 750	at The Citadel (5/12/2004)	6-1 (10)
No. 800	vs. Wofford (5/10/2005)	12-0

bold denotes games coached at South Carolina
regular denotes games coached at NC State

CAROLINA BASEBALL

school history. He was the 1990 Atlantic Coast Conference Coach of the Year and in 1993 was named Atlantic Region Coach of the Year when his team won 49 games.

While he was head coach a NC State for nine seasons, Tanner was affiliated with the Wolfpack baseball program for more than 20 years. He came to the Raleigh campus in the fall of 1976 as a player following an outstanding career at South Johnston High School in Four Oaks, N.C. A four-year starter at shortstop and third base, he earned All-Atlantic Coast Conference honors his senior season and still ranks among the Wolfpack's all-time leaders in several categories.

Following his playing career, Tanner served as an assistant on the staff of NC State coach Sam Esposito, overseeing the recruiting efforts and coaching third base.

When Esposito retired, Tanner moved up at the age of 28, becoming one of the youngest head baseball coaches in the nation. During his tenure as an assistant, the Wolfpack reached the NCAA Tournament twice. He had additional duties as assistant to the athletics director and as assistant athletics director in charge of game operations.

Tanner received the Bachelor of Arts degree in Recreational Administration from NC State in 1980 and the Master of Public Affairs, Public Administration in 1983.

Born Donald Ray Tanner, Jr., March 25, 1958 in Smithfield, N.C., Tanner grew up in Benson, N.C. He is married to the former Karen Donald, a native of Charleston, S.C. A University of South Carolina graduate, she was formerly head women's athletic trainer at NC State. During the summer of 1997 she served as trainer for Charlotte in the Women's National Basketball Association (WNBA). She is the former director of athletics and director of sports medicine at Columbia College.

They have two daughters, Bridgette Grace ("Gracie") and Margaret Pearl ("Maggie") and one son, Joseph Luke ("Luke").


TANNER AT USC VS. ALL RIVALS

Opponent	Record	Pct.
Alabama	15-14	.517
Appalachian State	1-0	1.000
Arkansas	12-16	.429
Auburn	20-7	.741
Brown	1-0	1.000
Butler	1-0	1.000
Cal State Fullerton	1-2	.333
Campbell	1-0	1.000
Central Florida	2-1	.667
College of Charleston	13-1	.929
Charleston Southern	16-3	.842
The Citadel	18-4	.818
Clemson	16-19	.457
Cleveland State	3-0	1.000
Coastal Carolina	2-0	1.000
Davidson	11-0	1.000
Delaware State	9-0	1.000
Duke	2-0	1.000
Duquesne	10-0	1.000
East Carolina	4-0	1.000
East Tennessee State	4-0	1.000
Elon	4-2	.667
Evansville	2-1	.667
Florida	17-14	.548
Florida International	1-0	1.000
Furman	10-4	.714
Gardner Webb	1-0	1.000
George Mason	5-0	1.000
George Washington	3-0	1.000
Georgia	21-14	.600
Georgia Southern	2-0	1.000
Georgia State	2-0	1.000
Georgia Tech	3-3	.500
James Madison	1-0	1.000
Kent	2-1	.667
Kentucky	20-13	.606
Liberty	1-0	1.000
Longwood	3-0	1.000
Louisiana Lafayette	1-2	.333
Louisiana State	17-13	.567
Marshall	3-0	1.000
Miami (Fla.)	3-2	.600
Michigan	2-0	1.000
Minnesota	1-0	1.000
Mississippi	17-9	.654
Mississippi State	14-17	.452
Nebraska	1-0	1.000
New Orleans	1-0	1.000
Niagara	3-0	1.000
North Carolina	7-2	.778
North Carolina Asheville	4-0	1.000
North Carolina Wilmington	3-0	1.000
Old Dominion	3-2	.600
Pepperdine	0-1	.000
Presbyterian	1-0	1.000
Princeton	1-0	1.000
Quinnipiac	3-0	1.000
Purdue	1-0	1.000
Radford	13-2	.867
Richmond	1-1	.500
Seton Hall	3-0	1.000
Stanford	1-4	.200
Stetson	2-0	1.000
Tennessee	17-16	.515
Texas	0-1	.000
Texas Tech	1-0	1.000
Vanderbilt	26-7	.788
Virginia	1-0	1.000
Virginia Commonwealth	3-0	1.000
Virginia Military	4-0	1.000
Wake Forest	2-0	1.000
West Virginia	2-1	.667
Western Carolina	4-0	1.000
William & Mary	2-0	1.000
Winthrop	1-0	1.000
Wofford	22-1	.957
Yale	3-0	1.000

TOTALS	454-200	.694
Vs. Southeastern Conference	196-141	.582
Vs. Non-Conference	258-59	.814

TANNER'S NCAA TOURNAMENT RECORD YEAR-BY-YEAR

YEAR	RECORD	NCAA POSTSEASON FINISH
1997	N/A	
1998	2-2	NCAA Atlantic Regional
1999	N/A	
2000	4-2	NCAA Super Regional
2001	5-3	NCAA Super Regional
2002	9-4	College World Series
2003	6-2	College World Series
2004	8-2	College World Series
2005	3-2	NCAA Regional
2006	4-3	NCAA Super Regional
TOTALS	41-20	(.672)



SOUTH CAROLINA BASEBALL UNDER RAY TANNER

RAY TANNER BY THE NUMBERS

- .694** WINNING PERCENTAGE AT CAROLINA; second highest all-time among SEC coaches
- 1** NATIONAL RUNNER-UP FINISH; 2002
- 1** SEC TOURNAMENT TITLE; 2004
- 2** SEC CHAMPIONSHIPS; 2000, 2002
- 3** COLLEGE WORLD SERIES APPEARANCES; 2002, 2003, 2004
- 4** SEC EASTERN DIVISION TITLES; 1999, 2000, 2002, 2003
- 5** PLAYERS DRAFTED IN THE 1ST ROUND; Everett, Roberts, Meyer, Powell, Ma. Campbell
- 5** STINTS COACHING WITH USA BASEBALL; 1993, 1995, 1996, 2000, 2003
- 6** NCAA SUPER REGIONAL APPEARANCES; 2000, 2001, 2002, 2003, 2004, 2006
- 7** CONSECUTIVE NCAA REGIONAL BERTHS; longest streak among all 12 SEC schools
- 8** NCAA REGIONAL APPEARANCES; 1998, 2000, 2001, 2002, 2003, 2004, 2005, 2006
- 10** SEASONS COACHED AT SOUTH CAROLINA
- 19** SEASONS AS HEAD COACH IN COLLEGE BASEBALL
- 21** ALL-AMERICANS COACHED AT SOUTH CAROLINA
- 29** ALL-SEC PLAYERS COACHED AT SOUTH CAROLINA
- 44** WIN TOTAL HE HAS AVERAGED AT SOUTH CAROLINA
- 56** CAROLINA PLAYERS THAT HAVE SIGNED PROFESSIONAL BASEBALL CONTRACTS
- 57** SCHOOL RECORD FOR WINS IN A SEASON SET IN 2002
- 130** WINS OVER THE LAST SEVEN YEARS IN SEC GAMES; highest total among SEC schools
- 342** WINS OVER THE LAST SEVEN YEARS; Fourth highest total in the nation (2000-06)
- 849** CAREER WIN TOTAL; Fourth fastest active coach to reach the 800-win plateau

CAROLINA BASEBALL

SOUTH CAROLINA BASEBALL UNDER RAY TANNER

**2002 COLLEGE WORLD SERIES
NATIONAL RUNNER-UP**
2003 COLLEGE WORLD SERIES
2004 COLLEGE WORLD SERIES

**FOURTH HIGHEST WIN TOTAL
IN DIVISION I BASEBALL
OVER THE LAST SEVEN YEARS**
-342-135 from 2000-2006

**WINNINGEST SEC TEAM
IN SEC GAMES
OVER THE LAST SEVEN YEARS**
-130-79 from 2000-2006

TWO SEC CHAMPIONSHIPS
-2000 56-10 overall,
25-5 conference
-2002 57-18 overall
21-8 conference

FOUR SEC EAST TITLES
1999, 2000, 2002, 2003

SEC TOURNAMENT TITLE
2004

EIGHT NCAA APPEARANCES
1998, 2000, 2001, 2002, 2003, 2004, 2005,
2006

**SIX NCAA SUPER REGIONAL
APPEARANCES**
2000, 2001, 2002, 2003, 2004, 2006

**SEVEN CONSECUTIVE YEARS WITH
ATTENDANCE OVER 100,000 AT
SARGE FRYE FIELD**
2000 - Ranked Sixth in Nation (134,207)
2002 - Set South Carolina record
total attendance (151,521)
2003 - Ranked Fifth in Nation
total attendance (145,616)
2004 - Ranked Sixth in Nation
total attendance (159,142)

RECRUITING CLASSES
2000 - Ranked 8th in Nation
2001 - Ranked 10th in Nation
2002 - Ranked 8th in Nation
2003 - Ranked 1st in Nation
2004 - Ranked 9th in Nation
2005 - Ranked 1st in Nation
2006 - Ranked 1st in Nation

SEC COACH OF THE YEAR
1998, 2000

NATIONAL COACH OF THE YEAR
2000

CAROLINA HONOR ROLL

NATIONAL PLAYER OF THE YEAR
2000 Kip Bouknight

SEC PLAYER OF THE YEAR
2000 Kip Bouknight
2002 Yaron Peters

SEC PITCHER OF THE YEAR
2003 David Marchbanks

SEC MALE ATHLETE OF THE YEAR
2000 Kip Bouknight

**SEC BOYD MCWHORTER MALE
SCHOLAR ATHLETE OF THE YEAR**
2002 Trey Dyson

ALL-AMERICANS (21)

1997 Ryan Bordenick (DH)
1998 Ryan Bordenick (UT)
Kip Bouknight (SP)
Mike Curry (OF) Adam Everett (SS)
1999 Brian Roberts (SS)
2000 Scott Barber (RP) Peter Bauer (SP),
Kip Bouknight (SP)
2001 Lee Gronkiewicz (RP)
Tim Whittaker (C)
2002 Drew Meyer (SS) Yaron Peters (1B),
Blake Taylor (RP)
2003 Brian Buscher (3B)
David Marchbanks (SP)
2004 Chad Blackwell (RP) Matt Campbell (SP)
Landon Powell (C) Aaron Rawl (SP)
2005 Steve Pearce (1B)

ALL-SEC (29)

1997 Ryan Bordenick (DH) Brett Jodie (SP)
1998 Kip Bouknight (SP) Mike Curry (OF)
Adam Everett (SS)
1999 Tim Angiolini (DH) Brian Roberts (SS)
2000 Scott Barber (RP) Peter Bauer (SP)
Kip Bouknight (SP)
2001 Garris Gonc (OF)
Lee Gronkiewicz (RP)
Marcus McBeth (OF)
2002 Trey Dyson (DH) Drew Meyer (SS)
Yaron Peters (1B) Blake Taylor (RP)
2003 Brian Buscher (3B)
David Marchbanks (SP)
Landon Powell (C)
2004 Chad Blackwell (RP) Landon Powell (C)
Brendan Winn (OF)
2005 Steve Pearce (1B) Steven Tolleson (SS)
2006 Michael Campbell (OF)
Robbie Grinestaff (DH)
Reese Havens (SS) Wynn Pelzer (RP)

FRESHMAN ALL-AMERICANS (5)

1998 Peter Bauer (SP) Kip Bouknight (SP)
2000 Drew Meyer (SS)
2005 Andrew Crisp (OF) Justin Smoak (1B)


CAROLINA HONOR ROLL

PROFESSIONAL BASEBALL SIGNEES

1997 Rob Streicher (Expos)
1998 Ryan Bordenick (Brewers)
Mike Curry (Royals)
ADAM EVERETT (Red Sox)
BRETT JODIE (Yankees)
Patrick Sexton (Mets)
Eric Stanton (Pirates)
Derick Urquhart (Expos)
Randy Hadden (Dodgers)
1999 Jason Pomar (A's)
Adam Poe (Rangers)
BRIAN ROBERTS (Orioles)
2000 Scott Barber (Diamondbacks)
Peter Bauer (Blue Jays)
Clint Collins (Reds)
Nate Janowicz (Indians)
Brandon Pack (Rangers)
2001 **Kip Bouknight (Rockies)**
Brennan Dees (Montgomery-IND)
Michael Floyd (Phillies)
Lee Gronkiewicz (Indians)
Byron Jeffcoat (Braves)
Tripp Kelly (A's)
Marcus McBeth (A's)
Brett Price (A's)
Tim Whittaker (Blue Jays)
2002 Gary Bell (Yankees)
Trey Dyson (Royals)
Garris Gonc (Cardinals)
DREW MEYER (RANGERS)
Yaron Peters (Braves)
Chris Spigner (Richmond-IND)
Blake Taylor (Indians)
John Wesley (Blue Jays)
Steven Whetstone (White Sox)
2003 **Steven Bondurant (A's)**
Brian Buscher (Giants)
Jon Coutlangus (Giants)
Justin Harris (Pirates)
Chris Hernandez (Pirates)
David Marchbanks (Marlins)
2004 **Chad Blackwell (Royals)**
Billy Buckner (Royals)
Matt Campbell (Royals)
Kevin Melillo (A's)
Landon Powell (A's)
Bryan Triplett (Astros)
2005 **Davy Gregg (Cubs)**
Zac McCamie (Marlins)
Steve Pearce (Pirates)
Aaron Rawl (Phillies)
Steven Tolleson (Twins)
2006 Chris Brown (Joliet-IND)
Michael Campbell (Padres)
Andrew Cruse (Phillies)
Ian Paxton (Devil Rays)

Bold = currently playing

CAPS = PLAYED IN MAJOR LEAGUE



COMPARING SOUTH CAROLINA & THE NATION

OVERALL WIN TOTALS

OVER THE LAST SEVEN YEARS (2000-2006)

1.	Florida State	356-129-1
2.	Rice	348-115
3.	Texas	344-134
4.	South Carolina	342-135
5.	Nebraska	330-127
6.	Wichita State	328-151
7.	Georgia Tech	326-128
8.	Notre Dame	324-120-1
9.	Clemson	320-144
10.	Oral Roberts	319-114

NCAA REGIONAL APPEARANCES

OVER THE LAST SEVEN YEARS (2000-2006)

1.	South Carolina	7
	Arizona State	7
	Cal State Fullerton	7
	Clemson	7
	Florida State	7
	Georgia Tech	7
	Miami (Fla.)	7
	Notre Dame	7
	Oral Roberts	7
	Rice	7
	Stanford	7
	Texas	7
	Tulane	7

NCAA SUPER REGIONAL APPEARANCES OVER THE LAST SEVEN YEARS (2000-2006)

1.	Florida State	7
	Miami (Fla.)	7
3.	South Carolina	6
4.	Cal State Fullerton	5
	Clemson	5
	Georgia Tech	5
	LSU	5
	Rice	5
	Stanford	5
	Texas	5

COLLEGE WORLD SERIES APPEARANCES OVER THE LAST SEVEN YEARS (2000-2006)

1.	Texas	5
2.	Cal State Fullerton	4
	Miami (Fla.)	4
	Stanford	4
5.	South Carolina	3
	Clemson	3
	Georgia	3
	LSU	3
	Nebraska	3
	Rice	3

COLLEGE WORLD SERIES WINS OVER THE LAST SEVEN YEARS (2000-2006)

1.	Texas	14
2.	Stanford	13
3.	Cal State Fullerton	11
4.	South Carolina	8
5.	Miami (Fla.)	7
	Rice	7
7.	Oregon State	5
8.	Clemson	4
	LSU	4
	North Carolina	4

CAROLINA BASEBALL

COMPARING SOUTH CAROLINA & ALL SEC SCHOOLS

OVERALL WIN TOTALS OVER THE LAST SEVEN YEARS (2000-2006)

1.	South Carolina	342-135
2.	LSU	306-148-2
3.	Florida	281-163-2
4.	Alabama	275-156
5.	Ole Miss	272-157-1
6.	Mississippi State	270-157-2
7.	Georgia	262-174
8.	Tennessee	261-164
9.	Arkansas	244-176
10.	Auburn	242-172
11.	Vanderbilt	213-186
12.	Kentucky	198-196-1

WIN TOTALS IN CONFERENCE GAMES OVER THE LAST SEVEN YEARS (2000-2006)***

1.	South Carolina	130-79
2.	LSU	125-82-1
3.	Florida	114-94-2
4.	Ole Miss	113-96
5.	Alabama	112-98
6.	Georgia	108-100
7.	Mississippi State	103-100
8.	Auburn	99-111
9.	Arkansas	96-109
10.	Tennessee	96-110
11.	Vanderbilt	80-127
12.	Kentucky	68-138-1

***Only conference games, does not include SEC or NCAA postseason contests.

40-PLUS WIN SEASONS OVER THE LAST SEVEN YEARS (2000-2006)

1.	South Carolina	7
2.	LSU	6
3.	Alabama	4
	Florida	4
5.	Mississippi State	3
	Tennessee	3
7.	Auburn	2
	Georgia	2
	Ole Miss	2
10.	Arkansas	1
	Kentucky	1
	Vanderbilt	1

NCAA REGIONAL APPEARANCES OVER THE LAST SEVEN YEARS (2000-2006)

1.	South Carolina	7
2.	Florida	6
	LSU	6
	Mississippi State	6
5.	Alabama	6
	Arkansas	5
	Auburn	5
	Ole Miss	5
9.	Georgia	4
10.	Tennessee	3
11.	Vanderbilt	2
12.	Kentucky	1

NCAA SUPER REGIONAL APPEARANCES OVER THE LAST SEVEN YEARS (2000-2006)

1.	South Carolina	6
2.	LSU	5
3.	Georgia	3
4.	Arkansas	2
	Florida	2
	Mississippi State	2
	Ole Miss	2
	Tennessee	2
9.	Alabama	1
	Vanderbilt	1
11.	Auburn	0
	Kentucky	0

COLLEGE WORLD SERIES APPEARANCES OVER THE LAST SEVEN YEARS (2000-2006)

1.	South Carolina	3
	Georgia	3
	LSU	3
4.	Tennessee	2
5.	Arkansas	1
	Florida	1



JIM TOMAN 37

Associate Head Coach

11th Season

Recruiting Coordinator/
Catchers



Now in his 11th season on the staff at South Carolina, this will be Jim Toman's 18th year working alongside head coach Ray Tanner, dating back to the 1990 season at NC State. Toman serves as recruiting coordinator and works with the catchers and was the 2002 *Baseball America/American Baseball Coaches Association* Assistant Coach of the Year. In August of 2004, Coach Toman was promoted to Associate Head Coach.

"Coach Toman and I have worked together for many years and he is certainly one of the very best coaches in the country," said head coach Ray Tanner. "I have been fortunate to have someone of Coach Toman's caliber by my side for 17 years and the job he has done and continues to do at South Carolina is outstanding."

One of the top recruiters in college baseball, Jim Toman served under Tanner at North Carolina State for seven years and joined the South Carolina staff when Tanner became the Gamecock head coach in June of 1996.

Toman has aided in recruiting 15 top-25 classes, including all 10 seasons at South Carolina. Three of the last four years, the Carolina recruiting classes have ranked first in the nation by *Collegiate Baseball* including the incoming 2006 class. The 2005 class earned a spot of number one along with the 2003 class that tied for first in rankings by *Collegiate Baseball* and was ranked second by *Baseball America*.

The 2004 class was ranked ninth in the nation by *Baseball America* and *Collegiate Baseball*. The 2002 class was ranked eighth. The 2001 class was ranked 10th and the 2000 class eighth best by *Collegiate Baseball*. The 1997 Gamecock class was ranked 17th and the 1998 and 1999 classes



THE TOMAN FAMILY

Charlie Mac, Ashley, Tucker, Jim, Caroline

were both ranked 11th.

Six catchers coached at South Carolina by Toman have signed professional baseball contracts. Landon Powell, an All-American selection in 2004, was a first round draft pick by the Oakland A's as well as a finalist for the Johnny Bench Award (top collegiate catcher). Previous to Powell behind the plate were Tim Whittaker, a third team All-America choice in 2001, who signed with the Toronto Blue Jays. Brandon Pack signed in 2000 with the Texas Rangers. Ryan Bordenick in 1998 by the Milwaukee Brewers, and Rob Streicher in 1997 with the Montreal Expos. Most recently signed was this past year, when Ian Paxton signed with the Tampa Bay Devil Rays.

Toman earned four baseball letters at N. C. State, 1981-84, and was captain of the Wolfpack his junior and senior seasons. The highlight of his career as a player came in the 1984 Atlantic Coast Conference tournament when he set records for home runs (4), doubles (4) and total bases (25) and was named to the all-tournament team.

Toman also starred in the classroom. He earned a Bachelor of Science degree in vocational industrial education in 1985 and graduated as the top-ranked student in the vocational industrial education curriculum. He received the Master of Science degree in sport management from N. C. State in 1995 with a 4.0 grade point average.

Upon graduation, Toman entered the coaching profession as an assistant at Richmond County High School in Rockingham, N. C. While working with one of the top high school baseball programs in North Carolina for two years, he also served as head wrestling coach and as an assistant football coach. He then moved to Atlantic Community High School in Del Ray Beach, Fla., where he spent a year as an assistant in baseball and football.

Toman moved into the collegiate coaching ranks in 1989 as an assistant at Florida International University for one year. At FIU he was responsible for the weight program, worked with the catchers and coached first base. Toman joined the N. C. State staff before the 1990 season. He was promoted to the title of associate head coach at N. C. State in 1993.

Toman also spent three summers as an assistant coach with the Brewster Whitecaps of the Cape Cod League.

Born James Michael Toman Nov. 28, 1961 in Monroeville, Pa., he attended Gateway Senior High School in Monroeville where he was an all-star performer in both football and baseball. Toman is married to the former Ashley McLaughlin of Florence, S. C., a former volleyball player at Charleston Southern University.

They have a daughter, Caroline Frances, born Nov. 24, 1997, and two sons, Charles McLaughlin (Charlie Mac), born May 8, 2000 and Kendall Tucker, (Tucker) born Nov. 12, 2003.

THE JIM TOMAN FILE

Born: James Michael Toman Nov. 28, 1961 in Pittsburgh, Pa.

HS Education: Gateway Senior High School, Monroeville, Pa.

HS Baseball: Gateway 1978-80

College Education: Bachelor of Science degree in Vocational Industrial Education from N. C. State 1985; Master of Science in Sport Management from N. C. State in 1995

College Baseball: N. C. State University 1981-84

Coaching Career: Assistant Richmond County HS, Rockingham, N.C., 1985-87; Assistant Atlantic Community HS, Del Ray Beach, Fla., 1987-88; Assistant Florida International University, 1988-89; 1989-93 Assistant Coach N.C. State University; Associate Head Coach N. C. State University 1993-96; Assistant Coach University of South Carolina 1996-2004; Associate Head Coach, University of South Carolina 2004-Present

Family: Wife, Ashley; daughter Caroline Frances; son, Charles McLaughlin (Charlie Mac); son, Kendall Tucker (Tucker).

CAROLINA BASEBALL



**MARK
CALVI**

48

Assistant Coach

3rd Season

Pitching/Recruiting



THE CALVI FAMILY
Kaylie, Taylor, Mark

MARK CALVI

Mark Calvi enters his third year as pitching coach at the University of South Carolina and his 14th year coaching in collegiate baseball.

Under the direction of Calvi, a young pitching staff found its form in the 2006 season putting together its best numbers late in the year and in the postseason. Sophomore Wynn Pelzer earned second team All-SEC honors with Mike Cisco also being named to the SEC All-Freshman team. In addition, both Pelzer and Cisco were part of the 2006 NCAA All-Tournament team at the Charlottesville Regional. Last year also saw sophomore Harris Honeycutt named the team's Most Outstanding Pitcher following his 7-0 record on the year that included wins over nationally ranked Virginia and Georgia in the NCAA Regional and NCAA Super Regional. Junior pitcher Andrew Cruse was also selected in the ninth round of the MLB Draft by the Philadelphia Phillies.

Calvi's first season at Carolina was also a success with USC producing a 3.78 team ERA, as senior pitchers Zac McCamie and Aaron Rawl finished among the SEC leaders in innings pitched and strikeouts. Rawl and McCamie also were selected in the 2005 MLB Draft.

In his time at Carolina and FIU, Calvi has had 23 pitchers either drafted or signed by Major League Baseball teams. Calvi has also produced two pitchers that have led the nation in strikeouts and earned run average respectively. Pitcher Evan Thomas led the country in strikeouts with 220 in the 1996 season, the fourth highest total in NCAA history and Joseph Burns finished the 1995 campaign with a 1.20 ERA.

Before coming to USC, Calvi served as an assistant coach for 11 years at Florida International University. At FIU, Calvi's pitching staff finished among the Top 10 in the nation in earned run average five times and the

Golden Panthers made seven NCAA appearances advancing to the Super Regionals against Southern Cal in 2001. His 1995 (2.40) and 1999 (3.07) staffs led Division I in ERA. In addition, the Golden Panthers led the entire nation in strikeouts in 1998 with 675 punchouts. His 1995 staff also posted 16 shutouts on the year, tied for the sixth highest total in NCAA history.

Calvi established himself as one of the top pitching coaches in the country at FIU producing eight All-Americans and 13 all-conference recipients.

Originally from Marco Island, Fla., Calvi earned three varsity letters in baseball at Nova Southeastern University as a catcher. After earning a bachelor's degree in secondary education, Calvi signed a professional baseball contract with the Seattle Mariners organization in 1992, helping his team win a Northwest League Championship that season. The following year he worked as a scout for the Mariners.

Calvi and his wife, Kaylie, have one daughter, Taylor, born on October 3, 1994.



THE MARK CALVI FILE

Born: Mark Paul Calvi, Nov. 5, 1968 at Weymouth, Mass.

HS Education: St. John Neumann HS, Naples, Fla., 1986

HS Baseball: St. John Neumann, 1983-86

College Education: Nova Southeastern, 1991, Bachelor of Science Degree; Secondary Education

College Baseball: Nova Southeastern, 1987-1990.

Coaching Career: Assistant, Florida International University, 1994-2004; Assistant, University of South Carolina, 2004-present.

Family: Wife, Kaylie, daughter Taylor



MONTE LEE



MONTE LEE 43

Assistant Coach
5th Season
**Hitting/Baserunning/
Outfielders**



Monte Lee is in his fifth season as assistant baseball coach on Ray Tanner's staff. Lee works with the outfielders and hitters during practice and coaches first base during the games. He also serves as Camp Coordinator for the Ray Tanner baseball camps in both the summer and winter.

He was no stranger to Sarge Frye Field when he joined the South Carolina staff in the fall of 2002. Lee played against the Gamecocks several times during his career, 1996-99, as a four-year starting outfielder at the College of Charleston. He experienced perhaps his best offensive game Feb. 6, 1999, when he drove in all of the College of Charleston runs with three home runs in a 5-4 loss to South Carolina.

Monte Lee played in 206 games during his career at College of Charleston from 1996 to 1999 before being the first position player drafted in school history by the St. Louis Cardinals in the 39th round of the 1999 MLB Draft. He earned all-district academic honors in 1999 and tallied 240 career hits, scored 156 runs, added 50 doubles, six triples, 22 homers, 150 RBI with 88 walks and 66 stolen bases. Coach Lee ranks first on the school's all-time list for RBI as well as second in doubles and total bases, third in at bats, fourth in runs scored and four in games played. Lee also finished his career with a .333 batting average. In the Fall of 2004, Lee was inducted as an inaugural member of the College of Charleston Wall of Fame at Patriots Point.

After being drafted by the Cardinals in 1999 Lee played that summer with the New Jersey Cardinals in the New York-Penn League. He signed as a free agent with the Texas Rangers the following year (2000) and played at Savannah of the South Atlantic League where he was a teammate of former Gamecock outfielder Adam Poe.

A graduate of the College of Charleston, Lee began his coaching career as an assistant for two seasons, 2001-02, at Spartanburg Methodist Junior College. The 2001 Spartanburg Methodist club reached the NJCAA College World Series and the 2002 team set a school record with 51 wins in a season. During summers of those two years he also worked with the South Carolina Diamond Devils AAU team, as an assistant in 2001 and as head coach in 2002.

Born Monte Wesley Lee II, Feb. 9, 1977, in Spartanburg, Lee graduated from Lugoff-Elgin High School in 1995. He was a four-year baseball letterman in high school and also played football for two seasons.

Lee and his wife, Kelly, have two daughters, Madeline, born Feb. 15, 1996, and Shelby, born April 29, 1999.



THE LEE FAMILY
Kelly, Madeline, Monte, Shelby

THE MONTE LEE FILE

Born: Monte Wesley Lee, Feb. 9, 1977 at Spartanburg, S.C.
HS Education: Lugoff-Elgin HS, Lugoff, S.C., 1995
HS Baseball: Lugoff-Elgin, 1996-99
College Education: College of Charleston, Charleston, S.C., 2000
College Baseball: College of Charleston, 1996-99
Coaching Career: Assistant, Spartanburg Methodist Junior College, 2001-2002; South Carolina Diamond Devils (AAU), Assistant 2001, Head Coach 2002; University of South Carolina Assistant 2002-present
Family: Wife, Kelly, Daughters, Madeline and Shelby

CAROLINA BASEBALL



BILLY ANDERSON

Strength & Conditioning
Coach

5th Season with Baseball

14th Season at USC



In his 14th year at the University of South Carolina, Billy Anderson is in his fifth season as strength coach to the baseball program. Anderson also works with the softball team along with men's and women's golf. Anderson began working in 1992 at South Carolina as a graduate assistant and has been a full-time member for the strength staff since 1994.

Anderson is certified by the United States American Weightlifting Association (USAWA) as well as the Collegiate Strength and Conditioning Coaches Association (CSCCa) and the National Association of Speed and Explosion (NASE)

A native of Stratford, Conn., Anderson received his bachelor of science degree in Health Fitness from Springfield (Mass.) College.

While at Springfield, Anderson ran track all four years and is still the record holder in the 800 meter run. He was the junior and senior Athlete of the Year at Springfield as his team was the ECAC champions both years. In 1991, Anderson finished eighth in the 800 meter run at the NCAA Division II Indoor Championships.

A 1987 graduate of Bunnell High School in Stratford, Conn., Anderson was an All-State performer in football and track.

Anderson and his wife, the former Tish Fellers, were married July 22, 2000. They have a son, Kaden Ellis, born on Sept. 11, 2005.



THE ANDERSON FAMILY
Kaden, Billy and Tish

THE BILLY ANDERSON FILE

Born: February 27, 1969

HS education: Bunnell High School, Stratford, Conn.

College Education: B.S. Health Fitness, Springfield College, 1991;

Coaching Career: Graduate Assistant, South Carolina, 1992-94; Strength Coach, South Carolina, 1994-present

Family: Wife, Tish; Son, Kaden





**BRAD
HOCKING** 47

Student Assistant Coach



**TRAVIS
BOYD**

Academic Advisor



Brad Hocking begins his first season as student assistant coach with the South Carolina baseball program. Hocking originally signed to pitch for the Gamecocks and enrolled in the fall of 2004 but was unable to play due to injuries.

Hocking is a member of the Honors College and is pursuing a bachelor's degree in accounting and financing. Hocking is expecting to complete his degree requirements in the spring of 2008. Hocking received the Community Service Award for the baseball team at the 2006 banquet. He also oversaw the Team Gamecocks effort that collected over 12,000 pounds of food for Harvest Hope.

Hocking came to Carolina from Riverside High School in Greer, S.C. At Riverside, Hocking played for coach Chris Bates and was the 2003 South Carolina AAA Player of the Year after compiling a 10-0 record with a 0.97 ERA and 83 strikeouts in 58 innings pitched. Greer was the 2003 and 2004 AAA state champions in South Carolina. Hocking played for Riverside along with current Gamecocks, Adam and Andrew Crisp, Kyle Enders, Alex Farotto and Will Kish. Despite not pitching in his senior season, Hocking batted .450 and earned all-state honors. Hocking was also his school's valedictorian with a 5.16 GPA.

Born Bradley Thomas Hocking on Feb. 21, 1986 in Greer, Hocking is the son of Scott and Barb Hocking. He has two older sisters, Marcie and Erin. His grandfather Bill Hocking, was captain of the basketball team at the University of Illinois.

Travis Boyd is in his third year working for the South Carolina Athletic Dept. in the Academic Enrichment office. Boyd oversees the baseball team's academic progress and assists with football. In addition to those duties, Boyd also coordinates the class attendance program for all student-athletes at Carolina.

Last season's fall GPA of 3.195 was the highest by a team ever under head coach Ray Tanner. The Gamecocks had 14 players named to the SEC Academic Honor Roll in 2006 with 15 players on the Dean's List in the fall of 2005 and six players on the Dean's List in the spring of 2006. Carolina also had three players earn President's List honors in the fall of 2005 and four players receive accolades in the spring of 2006.

Boyd received a bachelor's degree in psychology in the spring of 2003 from Albion College. Boyd lettered in two sports while attending Albion including football and track and field and was also named to the MIAA Conference Honor Roll. He also holds a Master's degree in psychology with concentration in athletic counseling, which he received in the spring of 2005 Springfield College (Mass.). Boyd completed an internship at the University of South Carolina during his master's candidacy.

Travis is engaged to Liz Monge and will be married in May of 2008.



CAROLINA BASEBALL

South Carolina Baseball Support Staff

SUPPORT STAFF



D.J. Brown
Compliance



Kristi Davis
Administrative Assistant



Dr. Ronald Kasper
Team Psychologist



Jaime Kent
Athletic Trainer



Kyle Lipsey
Team Manager



Derek Liuzzo
Team Manager



Paul McGee
Video Department



Jon Vaden
Strength & Conditioning




James Bouknight
Grounds Crew/Maintenance



Clark Cox
Grounds Crew/Maintenance



Grounds Crew: -- Matt Rhodes, Jeremy White, Eddie Dunning, Jonah Smith, Donnie Lindler



CAROLINA BASEBALL

South Carolina Athletic Administration

ATHLETIC ADMIN.



Dr. Andrew Sorensen
President



Eric Hyman
Athletics Director



Dr. Bill Bearden
Faculty Representative



Kevin O'Connell
*Executive Associate AD
External Relations*



Val Sheley
*Senior Associate AD
SWA*



Harold White
*Senior Associate AD
Academic Support & Student Services*



Jeff Davis
*Associate AD
Operations and Facilities*



Charles Waddell
Associate AD



Chris Wyrick
*Associate AD
Development*



Jeff Tallant
Chief Financial Officer



Jeff Crane
Marketing Director



Steve Fink
Media Relations Director



Kent Hegenauer
Ticket Operations Director



Shawn Burke
*Assisant A.D.
Event Management*



Jennifer Stiles
*Assisant A.D.
Compliance*



Bryan Risner
*Assisant A.D.
Director of Major Gifts*



Michelle Schmitt
Assisant A.D.




Dr. Rod Walters
Assisant A.D.



Meet the Gamecocks





Numerical Roster

<i>No.</i>	<i>Name</i>	<i>Pos.</i>	<i>B-T</i>	<i>Ht.</i>	<i>Wt.</i>	<i>Cl.</i>	<i>Hometown/Previous School</i>
2	Andrew Crisp	INF	R-R	6-0	170	So.	Greer, S.C./Riverside HS
3	Forrest Beverly	LHP	L-L	6-4	207	Sr.	Conway, S.C./Conway HS
4	James Darnell	INF	R-R	6-2	195	So.	Danville, Calif./San Ramon Valley HS
5	Drew Martin	1B	L-R	6-3	220	Sr.	Walterboro, S.C./Spartanburg Methodist Coll.
6	Reese Havens	INF	L-R	6-1	195	So.	Sullivan's Island, S.C./Bishop England HS
7	Trent Kline	C	S-R	5-11	185	Jr.	York, Pa./St. Petersburg JC (Fla.)
8	Lonnie Chisenhall	INF	L-R	6-1	195	Fr.	Newport, N.C./West Carteret HS
9	Jeff Jeffords	RHP	R-R	6-1	205	Sr.	Lamar, S.C./Spartanburg Methodist Coll.
10	Craig Thomas	LHP	L-L	6-3	195	So.	Lexington, S.C./Lexington HS
11	Steven Reinhold	OF	R-R	5-7	175	Jr.	Waynesville, N.C./Tuscola HS
12	Justin Smoak	1B	S-L	6-4	215	So.	Goose Creek, S.C./Stratford HS
13	Cheyne Hurst	OF	L-L	5-9	185	Sr.	Ormond Beach, Fla./St. Petersburg JC
14	Nick Fuller	RHP	R-R	6-1	190	Fr.	Marietta, Ga./Kell HS
15	Harley Lail	OF	R-R	5-9	175	Jr.	Lancaster, S.C./Spartanburg Methodist Coll.
17	DeAngelo Mack	OF	L-L	5-10	185	Fr.	W. Columbia, S.C./Airport HS
18	Kyle Enders	C	R-R	5-10	180	Fr.	Greer, S.C./Riverside HS
19	Sean Wideberg	RHP	R-R	5-11	195	Jr.	Sebastian, Fla./Brevard CC
21	Adam Crisp	OF	R-R	6-0	170	So.	Greer, S.C./Spartanburg Methodist Coll.
22	Jonathan Ratledge	OF	R-L	6-1	185	So.	Charlotte, N.C./South Mecklenburg HS
24	Curtis Johnson	RHP	R-R	5-11	200	Jr.	Sumter, S.C./Florence Darlington Tech
26	Will Atwood	LHP	L-L	6-3	185	So.	Piedmont, S.C./Greenville HS
27	Blake Cooper	RHP	R-R	5-10	180	Fr.	Neeses, S.C./Edisto HS
28	Jon Willard	OF	R-R	6-0	205	Sr.	Morrisville, N.C./Chipola JC (Fla.)
29	Nick Godwin	RHP	R-R	5-11	190	Jr.	N. Augusta, S.C./Spartanburg Methodist Coll.
30	Alex Farotto	LHP	R-L	5-11	180	So.	Greer, S.C./Riverside HS
31	Wynn Pelzer	RHP	S-R	6-1	200	Jr.	Holly Hill, S.C./Holly Hill Roberts HS
33	Travis Jones	INF	R-R	5-9	190	Jr.	Stone Mountain, Ga./Lake City CC (Fla.)
34	Conor Lalor	RHP	R-R	6-4	212	Sr.	Germantown, Tenn./Houston HS
36	Mike Cisco	RHP	R-R	6-0	195	So.	Mt. Pleasant, S.C./Wando HS
38	Arik Hempy	LHP	L-R	6-4	240	Jr.	Raleigh, N.C./Garner Senior HS
40	Robbie Grinestaff	OF	L-R	6-0	205	Sr.	Jeffersonville, Ind./Okaloosa-Walton CC (Fla.)
41	Harris Honeycutt	RHP	R-R	6-1	180	Jr.	Fuquay-Varina, N.C./Fuquay-Varina HS
42	Parker Bangs	C	R-R	6-3	210	Fr.	Laurinburg, N.C./Scotland HS
46	Jay Brown	RHP	R-R	6-4	215	Jr.	Brunswick, Ga./Young Harris Coll.
49	Jordan Costner	RHP	R-R	6-2	190	Jr.	Spartanburg, S.C./Spartanburg Methodist Coll.
50	Phil Disher	C	R-R	6-2	210	Jr.	Aiken, S.C./South Aiken HS

Coaching Staff

HEAD COACH:	1 Ray Tanner (11th season) (NC State, 1980)
ASSOCIATE HEAD COACH:	37 Jim Toman (11th season) (NC State, 1985)
ASSISTANT COACH:	48 Mark Calvi (3rd season) (Nova Southeastern, 1991)
ASSISTANT COACH:	43 Monte Lee (5th season) (College of Charleston, 2000)
STUDENT ASSISTANT COACH:	47 Brad Hocking
MANAGERS:	Kyle Lipsey, Derek Liuzzo
ASSOCIATE ATHLETIC TRAINER:	Brainard Cooper
GRADUATE ASSISTANT TRAINER:	Jaime Kent
STRENGTH & CONDITIONING COACH:	Billy Anderson

Pronunciations

Alex FAROTTO	Fuh-rah-toe
Nick GODWIN	God-win
ARIK Hempy	Eric
CHEYNE Hurst	Shane
Conor LALOR	Law-Ler
Sean WIDEBERG	We-Duh-Berg

CAROLINA BASEBALL

Alphabetical Roster

No.	Name	Pos.
26	Will Atwood	LHP
42	Parker Bangs	C
3	Forrest Beverly	LHP
46	Jay Brown	RHP
8	Lonnie Chisenhall	INF
36	Mike Cisco	RHP
27	Blake Cooper	RHP
49	Jordan Costner	RHP
21	Adam Crisp	OF
2	Andrew Crisp	INF
4	James Darnell	INF
50	Phil Disher	C
18	Kyle Enders	C
30	Alex Farotto	LHP
14	Nick Fuller	RHP
29	Nick Godwin	RHP
40	Robbie Grinestaff	OF
6	Reese Havens	INF
38	Arik Hempy	LHP
41	Harris Honeycutt	RHP
13	Cheyne Hurst	OF
9	Jeff Jeffords	RHP
24	Curtis Johnson	RHP
33	Travis Jones	INF
7	Trent Kline	C
15	Harley Lail	OF
34	Conor Lalor	RHP
17	DeAngelo Mack	OF
5	Drew Martin	1B
31	Wynn Pelzer	RHP
22	Jonathan Ratledge	OF
11	Steven Reinhold	OF
12	Justin Smoak	1B
10	Craig Thomas	LHP
19	Sean Wideberg	RHP
28	Jon Willard	OF

By Class

Seniors (7)
 Forrest Beverly
 Robbie Grinestaff
 Cheyne Hurst
 Jeff Jeffords
 Conor Lalor
 Drew Martin
 Jon Willard

Juniors (13)
 Jay Brown
 Jordan Costner
 Phil Disher
 Nick Godwin
 Arik Hempy
 Harris Honeycutt
 Curtis Johnson
 Travis Jones
 Trent Kline
 Harley Lail
 Wynn Pelzer
 Steven Reinhold
 Sean Wideberg

Sophomores (10)
 Will Atwood
 Mike Cisco
 Adam Crisp
 Andrew Crisp
 James Darnell
 Alex Farotto
 Reese Havens
 Jonathan Ratledge
 Justin Smoak
 Craig Thomas

Freshmen (6)
 Parker Bangs
 Lonnie Chisenhall
 Blake Cooper
 Kyle Enders
 Nick Fuller
 DeAngelo Mack

By State

California (1)
 James Darnell - Danville

Florida (2)
 Cheyne Hurst - Ormond Beach
 Sean Wideberg - Sebastian

Georgia (3)
 Jay Brown - Brunswick
 Nick Fuller - Marietta
 Travis Jones - Stone Mountain

Indiana (1)
 Robbie Grinestaff - Jeffersonville

North Carolina (7)
 Parker Bangs - Laurinburg
 Lonnie Chisenhall - Newport
 Arik Hempy - Raleigh
 Harris Honeycutt - Fuquay-Varina
 Jonathan Ratledge - Charlotte
 Steven Reinhold - Waynesville
 Jon Willard - Morrisville

Pennsylvania (1)
 Trent Kline - York

South Carolina (20)
 Will Atwood - Piedmont
 Forrest Beverly - Conway
 Mike Cisco - Mt. Pleasant
 Blake Cooper - Neeses
 Jordan Costner - Spartanburg
 Adam Crisp - Greer
 Andrew Crisp - Greer
 Phil Disher - Aiken
 Kyle Enders - Greer
 Alex Farotto - Greer
 Nick Godwin - N. Augusta
 Reese Havens - Sullivan's Island
 Jeff Jeffords - Lamar
 Curtis Johnson - Sumter
 Harley Lail - Lancaster
 DeAngelo Mack - W. Columbia
 Drew Martin - Walterboro
 Wynn Pelzer - Holly Hill
 Justin Smoak - Goose Creek
 Craig Thomas - Lexington

Tennessee (1)
 Conor Lalor - Germantown



**WILL
ATWOOD** **26**

LHP • L/L • 6-3 • 185 • So.
History Major
Piedmont, S.C.
(Greenville HS)



2006 CAPE COD LEAGUE ALL-STAR

OUTLOOK – Gained valuable experience as a freshman, pitched very well on occasion ... Had a tremendous summer in the Cape Cod League ... Will be counted on heavily, could be a starter or could come of the bullpen, vital part of staff.

2006 – Appeared in 14 games with eight starts compiling a 4-2 record with a 5.47 ERA in 49.1 innings pitched ... Earned victory in 9-2 win over Tennessee allowing just two runs on four hits in 5.1 innings of work tying a career-high with five strikeouts (5/14) ... Pitched a career-high 6.2 innings and allowed just one run on four hits to pick up the win in 11-2 victory over The Citadel (4/19) ... Hurlled three scoreless innings of relief with two strikeouts in 6-3 win over Charleston Southern (3/21) ... Earned first career win with five innings of three-hit ball allowing just one run in an 8-2 victory over Yale (3/15) ... Made first career appearance and pitched one scoreless inning of relief in 7-0 win over Radford (2/17) ... Pitched in the summer for the Brewster Whitecaps of the Cape Cod Baseball League, earned All-Star honors with his team reaching the playoffs, played on same team with Gamecock teammate Trent Kline.

HIGH SCHOOL – Played four years at Greenville High School under coach Dave Delgado ... Was named 2005 South Carolina AAA Player of the Year ... Member of 2004 & 2005 South Carolina AAA All-State team ... Played on the 2005 SC/NC Select All-Star Team ... Played for Palmetto Sand Gnats and coach Mark Bonnette over the summer ... Pitched his Greenville HS team to the 2005 AAA State Championship.


PERSONAL – Born William Miller Atwood on 1/13/87 ... Parents are Ken and Tammie Atwood ... Father played baseball at Erskine College ... Chose Carolina because “it felt right” ... Hobbies are hunting and fishing ... Favorite actor is Matt Damon ... Favorite actress is Charlize Theron ... Favorite food is thousand island dressing..

ATWOOD’S CAREER STATISTICS

	W	L	ERA	G	GS	CG	SV	IP	H	R	ER	BB	SO
2006	4	2	5.47	14	8	0	0	49.1	58	31	30	10	29

ATWOOD’S SINGLE GAME HIGHS

Innings Pitched 6.2 vs. The Citadel (4/19/06)
 Strikeouts5, twice, last vs. Tennessee (5/14/06)



**FORREST
BEVERLY** **3**

LHP • L/L • 6-4 • 207 • Sr.
Graduate School - Business
Conway, S.C.
(Conway HS)



2002, 2005 & 2006 MLB DRAFT SELECTION

OUTLOOK – Coming off labrum surgery ... Throwing again, should be ready to go and 100 percent by the beginning of the year ... Has logged some important innings in his career ... Will probably come out of the bullpen in the early going.

2006 – Appeared in 17 games with 13 starts compiling a 6-3 record with a 5.60 ERA in 62.2 innings pitched ... Pitched five-plus innings and allowed just three runs on five hits with five strikeouts in 21-4 win over Florida (3/27) ... Pitched six innings and allowed one run on three hits in 9-2 victory over Quinnipiac (3/12) ... Went five innings and allowed three runs on six hits while striking out a season-high seven batters in 12-4 win over Duquesne (2/26) ... Pitched six shutout innings allowing just three hits in 2-0 win over Radford (2/19) ... Won first start of the season with

CAROLINA BASEBALL

five innings of work allowing three runs on five hits with six strikeouts in a 8-3 win over Elon (2/12) ... Selected in the 23rd round of the 2006 MLB Draft by Washington ... Graduated with bachelor's degree in Sport & Entertainment Management in December of 2006 ... Currently pursuing a master's degree in business.

2005 – Appeared in 16 games with two starts for the Gamecocks ... Compiled a 1-0 record, 4.50 ERA, 25 strikeouts and seven walks in 24 innings pitched ... Pitched a career-high 6.2 innings of relief vs. Georgia Tech in NCAA Regional and allowed just one run on four hits ... Earned first career victory with a scoreless 1.1 inning of work in 12-9 win vs. Kentucky (5/21) ... Struck out a career-high seven batters in four innings of 13-3 win over Longwood (2/13) ... Selected in the 42nd round of the 2005 MLB Draft by Arizona ... Played for the Florence Redwolves of the Coastal Plains League over the summer ... Named to 2004 Fall Dean's List and 2005 SEC Spring Academic Honor Roll ... Worked summer internship in the South Carolina athletic department in the media relations office.

2004 – Medical redshirt year ... Above 3.0 GPA spring semester 2004.

2003 – Appeared in six games as a freshman with one start and worked 14.2 innings before an arm injury required Tommy John surgery...Compiled 0-2 record, 4.91 ERA, 10 strikeouts, 9 walks before going on disabled list.

HIGH SCHOOL - Played four years at Conway High School where he compiled a 30-10 career record under Coach Rick Hardwick...Played with the South Carolina Diamond Devils AAU team under Coach Austin.


PERSONAL - Born Forrest Brakefield Beverly on 3/3/84 ... Parents are Randy and Cathy Beverly ... Father attended Coastal Carolina where he played basketball ... Has two older siblings, brother Allen and sister Rebecca ... Selected in the 17th round of the 2002 MLB Draft by the Chicago Cubs ... Chose Carolina because it's a "good baseball school with good coaching" and because of family connections ... Hobbies are water sports ... Favorite food is steak.

BEVERLY'S CAREER STATISTICS

	W	L	ERA	G	GS	CG	SV	IP	H	R	ER	BB	SO
2003	0	2	4.91	6	1	0	0	14.2	13	10	8	9	10
2005	1	0	4.50	16	2	0	0	24.0	24	13	12	7	25
2006	6	3	5.60	17	13	0	0	62.2	72	49	39	24	55
TOTALS	7	5	5.24	39	16	0	0	101.1	119	72	59	40	90

BEVERLY'S SINGLE GAME HIGHS

Innings Pitched 6.2 at Georgia Tech (6/6/05)
 Strikeouts 7, twice, last vs. Duquesne (2/26/06)



MIKE CISCO **36**

RHP • R/R • 6-0 • 195 • So.

Retailing Major

Mt. Pleasant, S.C.

(Wando HS)



2006 SEC ALL-FRESHMAN TEAM

OUTLOOK – Coming off of a very good freshman year ... Pitched a number of SEC games ... Tremendous poise and competitiveness ... Returns to rotation, hope that he can win three or four more games as a sophomore.

2006 – Appeared in 18 games with 14 starts compiling a 7-5 record with a 3.96 ERA in 88.2 innings pitched ... Team leader in innings pitched and strikeouts with 76 ... Named to 2006 SEC All-Freshman Team ... Earned postseason honors as a member of the 2006 NCAA Regional All-Tournament Team (Charlottesville) ... Pitched first career complete game in the NCAA Regional, a 4-2 win over Evansville (6/3), allowing just two runs on six hits ... Named to SEC All-Tournament Team following eight innings of three-hit ball in 4-2 win over Kentucky (5/24), finished with five strikeouts and no walks allowed as Carolina won the opening game of the SEC Tournament ...

Earned SEC Pitcher of the Week honors after hurling eight scoreless innings in 1-0 victory over Ole Miss tying his career-high with eight strikeouts (4/14) ... Pitched solid seven innings allowing just two runs on three hits in 18-4 win at LSU (4/1) ... Picked up a win over Florida with 5.1 innings of work allowing five runs on nine hits in 6-5 victory over Gators (3/25) ... Won first career SEC game at Auburn in only third career start with 7.1 innings of work limiting the Tigers to three runs on two hits while striking out eight batters in a 7-3 USC win (3/18) ... Opened the season with a scoreless inning streak of 17.2 innings that ended at Auburn ... Pitched five scoreless innings in second career start, a 12-0 win over Quinnipiac (3/11) ... Pitched three perfect innings of relief with two strikeouts in 8-3 win over Elon in first career appearance (2/12) ... Pitched in the summer for the Cotuit Kettleers of the Cape Cod Baseball League, went 4-0 with a 2.90 ERA, played on the same team with Gamecock teammates Jay Brown, Reese Havens and Justin Smoak.

HIGH SCHOOL – Played four years at Wando High School under coach Percy Knight ... Named to 2005 South Carolina AAAA All-State team ... Member of 2005 SC/NC Select All-Star team ... Played for South Carolina Diamond Devils and coach John Rhodes over the summer.

PERSONAL – Born Michael Galen Cisco on 5/23/05 ... Parents are Jeff and Janet Cisco ... Grandson of former MLB player and pitching coach Galen Cisco ... Chose South Carolina because “it was close to home, the baseball program and the great coaching staff” ... Hobbies include hunting and fishing ... Favorite foods are crab legs and any kind of seafood ... Favorite actor is Adam Sandler ... Favorite actress is Jennifer Aniston.

CISCO'S CAREER STATISTICS

	W	L	ERA	G	GS	CG	SV	IP	H	R	ER	BB	SO
2006	7	5	3.96	18	14	0	0	88.2	78	43	39	23	76

CISCO'S SINGLE GAME HIGHS

Innings Pitched 9.0 vs. Evansville (6/3/06)
 Strikeouts 8, three times, last vs. Tennessee (5/13/06)



ADAM CRISP 21

OF • R/R • 6-0 • 170 • So.
 Criminal Justice Major
 Greer, S.C.
 (Spartanburg Methodist Coll.)



2004 MLB DRAFT SELECTION

OUTLOOK – After red-shirting last year, showed some flashes in fall practice ... Will provide depth in outfield, looks to be a starter in years to come.

2006 – Squad member that did not see any action and took a redshirt ... Played in the summer with the Columbia Blowfish of the Coastal Plains League, played on same team with several Gamecock teammates.

JUNIOR COLLEGE – Played one season at Spartanburg Methodist Junior College under coach Tim Wallace ... 2005 NJCAA All-American selection ... Named to 2005 NJCAA All-Region 10 Team and earned NJCAA Region 10 Player of the Year honors.

HIGH SCHOOL – Played two years at Greer High School and two years at Riverside High School under coach Chris Bates ... High school team was ranked No. 1 in the nation ... Played on South Carolina Spirit (Greer) AAU team that was national runner up ... Selected in the 38th round of the 2004 MLB Draft by Baltimore.

PERSONAL – Born Adam Colby Crisp on 3/17/86 ... Twin brother of Gamecock infielder Andrew Crisp ... Parents are Dean and Kim Crisp ... Father attended Western Carolina University and family recently moved to Columbia where father is chief of police ... Father played football, baseball and basketball and played two seasons of professional baseball in Minnesota Twins organization ... Chose Carolina because “It’s a Division I baseball program and to go to Omaha and play in the College World Series” ... Favorite food is hamburger helper ... Favorite actress is Angelina Jolie ... Favorite actor is Russell Crowe.



ANDREW CRISP 2

INF • R/R • 6-0 • 170 • So.
 Criminal Justice Major
 Greer, S.C.
 (Riverside HS)



2006 FRESHMAN ALL-AMERICAN

OUTLOOK – Freshman All-American, played a key role last year, especially in the second half of the season ... Could get time in the infield or play center field or right field ... Should play every day.

2006 – Competed in 54 games with 40 starts playing a multiple of positions including second base, shortstop, third base and the outfield ... Earned freshman All-America honors from Collegiate Baseball after batting .328 with 13 doubles, seven homers

CAROLINA BASEBALL

and 26 RBI ... Also named to 2006 SEC All-Freshman Team ... Had solid postseason that included a two-homer performance in 15-6 win over Georgia in NCAA Super Regional (6/10) ... Put together a 19-game hitting streak in the middle of the season, during that streak he hit .432 (35-for-81) with 20 runs scored, three homers and 11 RBI ... Tallied career-high four hits with a RBI and three runs scored in 9-7 win over Mississippi State (4/30) ... Collected eight hits in three-game series with Mississippi State as well as nine hits in three-game series at Kentucky ... Had four hits and a homer in 12-9 loss at Kentucky (4/23) ... Hit two home runs in the Ole Miss series with one tying the game in the eighth inning of a 6-3 win (4/15) and the other, a solo homer and the only run in 1-0 victory over the Rebels (4/14) ... Two-out RBI single broke a 1-1 tie in 2-1 win to sweep the series at LSU (4/1) ... Hit first career homer in 10-4 win over Quinnipiac (3/10) ... Played this past summer with the Columbia Blowfish in the Coastal Plains League.

2005 – Medical redshirt in 2005 after appearing in six games with one start ... Batted .500 (4-8) with two doubles ... Batted 3-for-4 with two runs scored and four RBI in first career start at shortstop in a 16-4 win over Radford (2/19/05) ... Played for Gastonia of the Coastal Plains League in the summer.

HIGH SCHOOL – A four year varsity starter at Greer High School and Riverside High School under coach Chris Bates ... Two all-state awards...Named to all-conference team ... High school team was ranked No. 1 in the nation ... Played on South Carolina Spirit (Greer) AAU team that was national runner up ... Also played high school football ... Selected in the 35th round of the 2004 MLB Draft by Baltimore ... Compiled a 3.67 GPA.

PERSONAL – Born Andrew Ryan Crisp on 3/17/86 ... Nickname is Drew... Parents are Dean and Kim Crisp ... Father attended Western Carolina University and family recently moved to Columbia where father is chief of police ... Father played football, baseball and basketball and played two seasons of professional baseball in Minnesota Twins organization ... Has a twin brother, Adam who is also a member of the team ... Chose Carolina because of the baseball program ... Favorite food is lasagna ... Favorite actress is Jessica Biel ... Favorite actor is Denzel Washington.



PLAYER PROFILES

CRISP'S CAREER STATISTICS

	G	AB	R	H	2B	3B	HR	RBI	SB	AVG	PO	A	E	FLD
2005	6	8	4	4	2	0	0	4	0	.500	4	7	1	.917
2006	54	174	31	57	11	0	7	22	3	.328	79	27	7	.938
TTL	60	182	35	61	13	0	7	26	3	.335	83	34	8	.944

CRISP'S SINGLE GAME HIGHS

At-Bats	6, twice, last at Furman (5/16/06)
Runs	3, three times, last at Georgia (6/10/06)
Hits	4, twice, last vs. Mississippi State (4/30/06)
Doubles	2, twice, last at Georgia (6/11/06)
Triples	N/A
Home Runs	2, at Georgia (6/10/06)
Runs Batted In	4, twice, last at Georgia (6/10/06)



JAMES DARNELL **4**

INF • R/R • 6-2 • 195 • So.

Business Major

Danville, Calif.

(San Ramon Valley HS)



2006 CAPE COD LEAGUE

OUTLOOK – Played key role down the stretch last year when team was going through injuries ... Played a lot of right field, could see him at third base this year ... Looking for him to have improved offensive production this season.

2006 – Competed in 51 games with 29 starts, finishing with a .239 batting average, three home runs and 18 RBI ... Played several positions including second base, shortstop, third base and the outfield ... Started in right field for the Gamecocks in the postseason ... Went 1-for-4 with two runs scored in 8-2 win over Virginia at NCAA Regional (6/3) ... 2-for-4 performance with a bases loaded double and two RBI in



15-12 win over Furman (5/16) ... Had a 3-for-4 game with two runs in 6-3 victory over Ole Miss (4/15) ... Went 2-for-4 with a homer and three RBI in first career start of an 8-3 win over Elon (2/12) ... Played in the summer with the Hyannis Mets of the Cape Cod Baseball League.

HIGH SCHOOL – Played four years at Upland High School, Arrowhead Christian and San Ramon Valley High School ... Four-year varsity starter, compiled a career batting average of .475 with 20 HR and 50 stolen bases ... Four-year All-League high school selection ... Played in U.S.-China Friendship Series his freshman season ... Played summer baseball with the NORCAL Baseball Club and coach Rob Bruno.

PERSONAL – Born James T. Darnell on 1/19/87 ... Parents are James and Cynthia Darnell ... Is an avid trumpet player ... Played for his County Honor Jazz Band and had studied under the guidance of Cal State Long Beach professor David Evans ... Enjoys playing golf in his spare time as well ... Favorite actor is Brad Pitt ... Favorite actress is Denise Richards ... Favorite food is ribs.



PHIL DISHER **50**

C • R/R • 6-2 • 210 • Jr.

Exercise Science Major

Aiken, S.C.

(South Aiken HS)



2006 NCAA CHARLOTTESVILLE REGIONAL MVP

OUTLOOK – Wasn't ready to play at this level when he entered college, but has come a long way with tremendous power and a great arm ... MVP in Regional, looks to be a guy in the middle of the batting order ... Will be a DH or catch.

2006 – Competed in 28 games with 15 starts finishing with a .262 batting average, six homers and 17 RBI ... Came on late in the season as starting designated hitter, earned NCAA Charlottesville Regional MVP honors with three home runs and 10 RBI to lead the Gamecocks at the plate ... Hit a three-run homer in 5-1 win over Evansville (6/5) clinching the regional championship ... Hit first career grand slam in 8-2 win over Virginia (6/3) ... Hit a three-run homer in 16-10 loss vs. Georgia at SEC Tournament (5/26) ... Went 1-for-4 with a double and run scored in 4-2 win over Kentucky at SEC Tournament (5/24) ... Hit solo homer in first start as DH in 6-3 win at Vanderbilt (5/21) ... Also made two appearances on the mound as a relief pitcher ... Made first career appearance on mound with an inning of relief in 7-5 loss at Georgia (5/6) ... Played this past summer with the Florence Red Wolves of the Coastal Plains League.

2005 – Played 28 games with seven starts, four at designated hitter and three at catcher ... Batted .182 (8-44) with two home runs, two doubles and 11 RBI ... Hit two-run HR and collected two hits in 8-7 win over Auburn (5/1) ... Made first career start vs. Davidson and went 1-for-3 with two RBI (3/23) ... Hit first career HR in 19-1 win over Niagara (2/26) ... Named to 2005 SEC Spring Academic Honor Roll ... Above 3.0 GPA both semesters 04-05 ... Played for the Front Royal Cardinals of the Valley League in the summer ... Was named to the Valley All-Star team and was home run derby champion ... Finished the summer with a .312 batting average, seven home runs and 29 RBI.

2004 - Redshirt season ... Received academic scholarships (Life Scholar, University Scholar) ... Better than 3.0 GPA and made dean's list fall semester 2003.

HIGH SCHOOL - Played four seasons at South Aiken High School under coaches Steve Deriggs and Tommy Allen ... Career batted .385 with one homer, 36 doubles ... Graduated cum laude.

PERSONAL - Born Philip Branson Disher on 6/17/85 ... Parents are Ron and Miranda Disher ... Father is an electrical engineer and attended the University of South Carolina ... Has an older sister, Karisa Ruth ... Uncle, Jack Disher, played in the Giants and Phillies organizations, 1963-71 ... Chose Carolina because he has been a lifelong fan, liked the baseball program and the coaches. ... Hobbies are music and Xbox ... Favorite food is a ham sandwich ... Favorite actress is Julia Roberts ... Favorite actor is Johnny Depp.

DARNELL'S CAREER STATISTICS

	G	AB	R	H	2B	3B	HR	RBI	SB	AVG	PO	A	E	FLD
2006	51	113	20	27	4	0	3	18	2	.239	61	63	8	.939

DARNELL'S SINGLE GAME HIGHS

At-Bats	5, vs. Florida (3/26/06)
Runs	3, vs. William & Mary (3/7/06)
Hits	3, vs. Ole Miss (4/15/06)
Doubles	1, four times, last at Virginia (6/3/06)
Triples	N/A
Home Runs	1, three times, last at Georgia (6/10/06)
Runs Batted In	3, twice, last at Georgia (6/10/06)



DISHER'S CAREER HITTING STATISTICS

	G	AB	R	H	2B	3B	HR	RBI	SB	AVG	PO	A	E	FLD
2005	28	44	3	8	2	0	2	11	0	.182	28	2	0	1.000
2006	28	65	14	17	3	0	6	17	0	.262	24	0	0	1.000
TTL	56	109	17	25	5	0	8	28	0	.229	52	2	0	1.000

CAROLINA BASEBALL

DISHER'S SINGLE GAME HIGHS

At-Bats	5, four times, last at Georgia (6/12/06)
Runs	3, at Georgia (6/10/06)
Hits	3, at Georgia (6/10/06)
Doubles	1, five times, last at Vanderbilt (5/25/06)
Triples	N/A
Home Runs	1, eight times, last at Georgia (6/10/06)
Runs Batted In	4, at Virginia (6/3/06)

DISHER'S CAREER PITCHING STATISTICS

	W	L	ERA	G	GS	CG	SV	IP	H	R	ER	BB	SO
2006	0	0	9.00	2	0	0	0	2.0	3	2	2	0	1

DISHER'S SINGLE GAME HIGHS

Innings Pitched	1.0, twice, last vs. Furman (5/17/06)
Strikeouts	1, vs. Furman (5/17/06)



KYLE ENDERS **18**

C • R/R • 5-10 • 180 • Fr.

Accounting Major

Greer, S.C.

(Riverside HS)



OUTLOOK – Redshirted a year ago, coming off a very good summer in the Coastal Plains League ... Has nailed down the No. 3 spot behind the plate for the squad.

2006 – Redshirt season ... Enrolled at Carolina in the fall of 2005 ... Played this past summer with the Gastonia Grizzlies of the Coastal Plains League and was named to the All-Start team.

HIGH SCHOOL – Played four years at Riverside High School under coach Chris Bates ... Named to 2004 and 2005 South Carolina AAA All-State team ... Member of 2005 SC/NC Select All-Star team ... High school team won state championship in 2003 and 2004 ... Named Team MVP following the 2005 season ... Played for Coach Bates and the South Carolina Spirit AAU team ... Played on same high school team with Gamecock teammates Adam and Andrew Crisp and Alex Farotto.

PERSONAL – Born Kyle Allen Enders 9/1/86 ... Mother is Barbara Enders ... Chose South Carolina because “of the coaching staff and best chance to get to the CWS” ... Hobbies include playing poker, golf and Playstation 2 ... Favorite actor is Adam Sandler ... Favorite food is ribs.



ALEX FAROTTO **30**

LHP • R/L • 5-11 • 180 • So.

College of Arts & Sciences

Greer, S.C.

(Riverside HS)



2005 SC ALL-STATE

OUTLOOK – Outstanding breaking ball ... Will likely be used as a situational pitcher coming out of the bullpen.

2006 – Appeared in 12 games compiling a 1-0 record with an 8.25 ERA in 12 innings pitched ... Made an appearance in NCAA Regional game vs. Evansville, pitching a scoreless inning of relief (6/5) ... Tied his career-high in innings pitched with 3.1 allowing two runs on seven hits in 16-10 loss to Georgia at SEC Tournament (5/26) ... Pitched 3.1 innings and allowed three runs on four hits with four strikeouts in 10-6 loss at Vanderbilt (5/20) ... Picked up first career win with 0.2 scoreless innings of relief in 9-7 extra-inning win over Mississippi State (4/30) ... Played this past summer with the Spartanburg Stingers of the Coastal Plains League.

HIGH SCHOOL – Played four years at Riverside High School under coach Chris Bates ... Named to 2005 South Carolina AAA All-State team ... High school team won state championships in 2003 and 2004 ... Played for South Carolina Spirit (Greer) AAU team.

PERSONAL – Born Alex Steven Farotto on 3/28/87 ... Parents are Jimmy and Carter Farotto ... Grandfather Richard played in the Brooklyn Dodgers organization ... Hobbies include poker, video games and beach volleyball ... Favorite food is chicken fingers ... Favorite actor is Will Ferrell ... Favorite TV show is That 70's Show.



CAROLINA

BASEBALL

FAROTTO'S CAREER STATISTICS

	W	L	ERA	G	GS	CG	SV	IP	H	R	ER	BB	SO
2006	1	0	8.25	12	0	0	0	12.0	17	11	11	8	13

FAROTTO'S SINGLE GAME HIGHS

Innings Pitched 3.1, twice, last vs. Georgia (5/26/06)
 Strikeouts 4, at Vanderbilt (5/19/06)

to 15 doubles, eight HR and 45 RBI ... 2004 MLB draft selection by the Chicago White Sox in the 37th round.

HIGH SCHOOL – Played four years at Jeffersonville High School in Indiana.

PERSONAL – Born Robert Eugene Grinestaff II on 10/27/84 ... Parents are Bob and Annette Grinestaff ... Chose Carolina because “it’s a great program and liked Columbia” ... Enjoys spending spare time with family and riding four-wheelers ... Favorite food is anything that Grandma cooks ... Favorite actor is Steven Seagal ... Favorite actress is Jessica Simpson.

GRINESTAFF'S CAREER STATISTICS

	G	AB	R	H	2B	3B	HR	RBI	SB	AVG	PO	A	E	FLD
2006	60	202	51	60	8	1	17	58	1	.297	20	0	3	.870

GRINESTAFF'S SINGLE GAME HIGHS

At-Bats 6, at LSU (4/1/06)
 Runs 3, four times, last at Georgia (6/10/06)
 Hits 4, twice, last at Georgia (6/10/06)
 Doubles 1, eight times, last vs. Alabama (4/7/06)
 Triples 1, at Furman (5/16/06)
 Home Runs 2, four times, last at Georgia (6/10/06)
 Runs Batted In 5, three times, last at Furman (5/16/06)



ROBBIE GRINESTAFF 40

OF • L/R • 6-0 • 205 • Sr.

Sociology Major

Jeffersonville, Ind.

(Okaloosa Walton CC)




2006 ALL-SEC

OUTLOOK – Coming off a 17-home run year ... Has nailed down the left field job, should improve on his 2006 numbers ... Will hit in middle of the lineup.

2006 – Competed in 60 games with 53 starts, batting .297 with 17 homers and 58 RBI ... Earned second team All-SEC honors as a designated hitter ... Hit two homers in win over Georgia at NCAA Super Regional (6/10) ... Went 3-for-5 with a grand slam and a RBI triple in 15-12 win over Furman (5/16) ... Batted 3-for-6 with three runs, three RBI and a homer in 18-4 win over LSU (4/1) ... 5-for-9 in the Florida series with three homers and eight RBI ... Went 4-for-5 with a double, two homers and five RBI in 21-4 win over Florida (3/26) ... Hit game-winning three-run homer in 6-5 win over Florida (3/25) ... Tied a school record for walks in a game with four in the 8-1 win over William & Mary (3/7) ... Two-run homer sparked Carolina in 6-2 win over Clemson (3/4) ... Went 2-for-5 with two RBI including game-winner in 5-4 extra-inning win on opening day vs. Elon (2/10).

JUNIOR COLLEGE – Played two seasons at Okaloosa Junior College under coach Keith Griffin ... 2005 FCCAA All-State and NJCAA All-Region Eight Team ... Named to 2005 FCCAA Panhandle All-Conference team ... Finished 2005 season 10th in hitting in the FCCAA with a .389 batting average (63-for-163) in addition



CAROLINA BASEBALL



REESE HAVENS 6

INF • L/R • 6-1 • 195 • So.
 Sport & Entertainment Mgmt. Major
 Sullivan's Island, S.C.
 (Bishop England HS)



2006 ALL-SEC

OUTLOOK – Super freshman year defensively with only nine errors ... Cape Cod League All-Star, expect his offensive numbers to improve in 2007 ... He's a very young player but an outstanding leader in the program.

2006 – Started 65 games at shortstop in first season, batted .259 with four homers and 40 RBI as well as 12 doubles ... Fielded very well with a .967 fielding percentage and just nine errors ... Earned second team All-SEC honors at shortstop ... Hit a two-run homer in 11-5 win over Mississippi State (4/28) ... Tied season-high in hits with 3-for-5 performance with a homer in 11-2 win over The Citadel (4/19) ... 3-for-4 and tied career-high with three RBI in 7-6 win over Alabama (4/7), drove in game-winning run with RBI double in 11th inning ... Scored game-winning run after a leadoff walk in seventh inning of a 2-1 win at LSU (4/2) ... 2-for-4 with two RBI and four runs scored in 21-4 win over Florida (3/26) ... Had a career-high three hits in 3-for-5 performance with two RBI of a 11-3 win over Furman (3/22) ... Played in the summer and earned All-Star honors with the Cotuit Kettleers of the Cape Cod Baseball League ... Rated the No. 16 best prospect out of the Cape Cod League.

HIGH SCHOOL – Played four seasons at Bishop England HS under coach Mike Darnell ... Named by ABCA and *Baseball America* as 2005 HS All-American ... One of 36 high school players in the nation to play in 2005 HS All-American Baseball Game ... 2005 South Carolina AA Player of the Year ... 2004 and 2005 South Carolina AA All-State team ... Member of 2005 SC/NC Select All-Star team ... Member of 2005 South Carolina AA State Champions at Bishop England HS ... Batted .530 his senior year with five HR and 48 RBI ... Selected in the 29th round of 2005 MLB Draft by the Colorado Rockies.


PERSONAL -- Born David Reese Havens on 10/20/86 ... Parents are Brent and Nancy Havens ... Hobbies are fishing, hunting and all sports ... His mom Nancy graduated from South Carolina ... Favorite food is prime rib ... Favorite actor is Will Ferrell ... Favorite actress is Julia Roberts.

HAVENS' CAREER STATISTICS

	G	AB	R	H	2B	3B	HR	RBI	SB	AVG	PO	A	E	FLD
2006	65	239	40	62	12	1	4	40	0	.259	85	176	9	.967

HAVENS' SINGLE GAME HIGHS

At-Bats	6, at Kentucky (4/21/06)
Runs	4, vs. Florida (3/26/06)
Hits	3, four times, last vs. The Citadel (4/19/06)
Doubles	2, vs. Quinnipiac (3/12/06)
Triples	1, vs. xxx (x/x/06)
Home Runs	1, four times, last at Georgia (6/12/06)
Runs Batted In	3, four times, last at Kentucky (4/22/06)



PLAYER PROFILES



ARIK HEMPY 38

LHP • L/R • 6-4 • 240 • Jr.
 Sport & Entertainment Mgmt. Major
 Raleigh, N.C.
 (Garner Senior HS)



2005 MLB DRAFT SELECTION

OUTLOOK – Prior to his injury last year, looked to be one of the best pitchers in the country ... Look for him to be back some time in March ... Will provide a big boost to the rotation when he returns.

2006 – Appeared in seven games with seven starts before undergoing Tommy John surgery to repair elbow ... Received medical redshirt ... Posted a 2-1 record with a 2.65 ERA in 34 innings pitched with 47 strikeouts and 11 walks before injury ... Pitched a season-high 7.2 innings and allowed just one run on three hits with a career-high 12 strikeouts in 4-1 win over Florida (3/24) ... Earned first win of the season pitching 5.2 innings and allowing four runs on four hits with nine strikeouts in 10-4 win over Quinnipiac (3/10).

CAROLINA BASEBALL

2005 – Appeared in 11 games with six starts ... Pitched 27.1 innings compiling a 2-1 record with 18 strikeouts and 22 walks and a 2.63 ERA ... Threw five scoreless innings in start vs. Tennessee at SEC Tournament (5/27) ... Picked up second win of the year with six innings of four-hit ball allowing one run with a season-high eight strikeouts as Carolina defeated Kentucky 12-1 (5/22) ... Worked a season-long 6.2 innings allowing two runs on three hits at Ole Miss (5/15) ... Selected in the 31st round of the MLB Draft by Baltimore.

2004 - Enrolled at Carolina in the fall of 2003 and made an immediate impact as a freshman ... Named to 2004 SEC All-Freshman Team ... Appeared in 25 games with four starts ... Pitched 52.1 innings with 3-1 record, one save, 3.27 ERA, 49 strikeouts, 14 walks ... Pitched complete game four hit shutout and earned SEC Pitcher of the Week Honors in 3-0 win over Ole Miss (5/2) ... Other two wins were in relief, both over SEC rival Florida ... Played in the summer with the Wilson Tobs of the Coastal Plains League under Coach Todd Wilkerson.

HIGH SCHOOL - Played three seasons at Garner Senior High School under Coach Kim Cain with career 1.84 ERA...Played summer of 2004 with the Ohio Thunder under coach Randall McClain.

PERSONAL - Born Arik Myron Hempy on 7/19/84 ... Parents are Bob and Randy Hempy ... Has two older siblings, Courtney and Tori ... Chose Carolina because of its good athletics and care for students ... Hobbies are fishing and golf ... Favorite food is Ritz crackers with anything on them ... Favorite actress is Brittney Daniel ... Favorite actor is Dustin Hoffman.

HEMPY'S CAREER STATISTICS

	W	L	ERA	G	GS	CG	SV	IP	H	R	ER	BB	SO
2004	3	1	3.27	25	4	1	1	52.1	38	23	19	14	49
2005	2	1	2.63	11	6	0	0	27.1	19	9	8	22	18
2006	2	1	2.65	7	7	0	0	34.0	22	12	10	11	47
TOTALS	7	3	2.93	34	17	1	1	113.2	79	44	37	47	114

HEMPY'S SINGLE GAME HIGHS

Innings Pitched9.0, vs. Ole Miss (5/2/04)
 Strikeouts12, vs. Florida (3/24/06)



HARRIS HONEYCUTT 41

RHP • R/R • 6-1 • 180 • Jr.

Hotel, Restaurant & Tourism Mgmt. Major

Fuquay-Varina, N.C.

(Fuquay-Varina HS)



2006 NCAA REGIONAL ALL-TOURNAMENT

OUTLOOK – Best pitcher on the team in the second half of the 2006 season ... Coaches felt he made great strides as a pitcher ... Probable opening day starter.

2006 – Appeared in 16 games with 11 starts, posted a 7-0 record with a 3.33 ERA in 67.2 innings pitched, fanning 65 ... Defeated Georgia in the NCAA Super Regional with 8.1 innings of work against the Bulldogs in a 15-6 win (6/10) ... Named to 2006 NCAA Regional All-Tournament team after earning a win vs. top-seeded Virginia ... Hurlled six innings and allowed just one run, unearned and struck out five batters as Carolina earned 8-2 win over the Cavaliers (6/3) ... Pitched a career-high eight innings and allowed three runs on six hits with six strikeouts in 6-3 win over Vanderbilt (5/20) ... Pitched 7.2 innings and struck out a career-high 11 batters in 12-3 win over The Citadel (5/9) ... Earned a win with six innings of work in 11-3 win over Furman (3/22), allowed just one run on six hits with five strikeouts ... Pitched five scoreless innings and struck out eight batters in 9-2 win over Davidson (3/14) ... Pitched four scoreless innings and earned victory in 7-1 win over William & Mary (3/7).

2005 – Medical redshirt after appearing in just four games ... Pitched 7.1 innings with seven strikeouts, seven walks and a 2.45 ERA ... Competed for the Brewster Whitecaps of the Cape Cod Baseball League over the summer.

2004 - Appeared in 10 games as a freshman ... Only start was against North Carolina (5/11) and he earned the win with five strong innings, allowing four hits ... Pitched 17.1 innings with 1-0 record, 4.15 ERA, allowed 13 hits, struck out 24 and walked nine ... Better than 3.0 GPA fall semester 2003.

HIGH SCHOOL - Played three seasons at Fuquay-Varina High School under Coach Milton Senator with a 16-1 career record, 0.96 ERA, 174 strikeouts in 123.1 innings, 37 walks ... Had 4.0 academic record.

PERSONAL - Born Harris Glerand Honeycutt on 12/18/84 ... Married to Kathleen in the summer of 2006 ... Parents are Sim and Kaye Honeycutt ... Both parents attended East Carolina University ... Chose Carolina because of the baseball program ... Hobbies are computers and guitar ... Favorite food is Japanese.

HONEYCUTT'S CAREER STATISTICS

	W	L	ERA	G	GS	CG	SV	IP	H	R	ER	BB	SO
2004	1	0	4.15	10	1	0	1	17.1	13	8	8	9	24
2005	0	0	2.45	4	0	0	0	7.1	6	2	2	7	7
2006	7	0	3.33	16	11	0	0	67.2	62	30	25	32	65
TOTALS	8	0	3.41	30	12	0	1	92.1	81	40	35	47	96

HONEYCUTT'S SINGLE GAME HIGHS

Innings Pitched8.1, at Georgia (6/10/06)
 Strikeouts 11, at The Citadel (5/9/06)

CAROLINA BASEBALL



Swamp Bats in the New England Collegiate Baseball League ... Led summer team with hitting, was an All-Star and earned MVP honors at the All-Star game.

JUNIOR COLLEGE – Played one season at St. Petersburg Junior College under coach Dave Pano and one season at Embry Riddle University ... 2005 NJCAA Gulf All-District team ... Selected to 2005 FCCAA All-State and NJCAA All-Region VIII Team ... Named to 2005 FCCAA Suncoast All-Conference team ... Led the FCCAA in runs scored in 2005 with 71 on the season ... Finished fifth in hitting in the FCCAA with a .413 batting average (88-for-213), also contributed with 11 doubles, three triples, four HR and 39 RBI ... Tied for 13th in FCCAA with 18 stolen bases ... Junior college team won 2005 FCCAA title and finished national runner-up at 2005 NJCAA Championships ... Previously played four high school seasons at Seabreeze High School in Ormond Beach, Fla.

PERSONAL – Born Michael Cheyne Hurst on 4/3/85 ... Parents are Scott and Janice Hurst ... Hobbies include surfing, wakeboarding and fishing ... Has surfed across the coast including in Costa Rica ... Favorite actor is Mel Gibson ... Favorite actress is Angelina Jolie ... Favorite foods are steak and potatoes.

HURST'S CAREER STATISTICS

	G	AB	R	H	2B	3B	HR	RBI	SB	AVG	PO	A	E	FLD
2006	62	212	40	62	10	3	4	38	5	.292	88	3	0	1.000

HURST'S SINGLE GAME HIGHS

At-Bats	6, vs. Elon (2/12/06)
Runs	3, twice, last at LSU (4/1/06)
Hits	5, vs. Elon (2/12/06)
Doubles	2, vs. William & Mary (3/7/06)
Triples	1, three times, last at Furman (5/16/06)
Home Runs	1, four times, last vs. Tennessee (5/14/06)
Runs Batted In	5, vs. Florida (3/26/06)



CHEYNE HURST 13

OF • L/L • 5-9 • 185 • Sr.

Retailing Major

Ormond Beach, Fla.


(St. Petersburg JC)



2006 NECBL ALL-STAR

OUTLOOK – An unheralded player, one of the most steady players on the team ... Moved to center field off All-Star summer in the NECBL ... Looking for him to have a big senior year.

2006 – Played in 62 games with 54 starts, batted .292 with 40 runs scored, 10 doubles, three triples, four homers and 38 RBI ... Went 2-for-5 with a RBI in 4-2 win over Kentucky at SEC Tournament (5/24) ... Hit a three-run homer in 9-2 win over Tennessee (5/14) ... 3-for-5 with two runs and two RBI in 11-5 win over Mississippi State (4/28) ... 1-for-2 with a bases loaded double and four RBI in 11-2 win over The Citadel (4/19) ... Went 3-for-5 with three runs, a grand slam homer and five RBI in 21-4 win over Florida (3/26) ... Batted 5-for-6 with a run scored in 5-4 win over Elon (2/10), first career start at Carolina ... Played in the summer for the Keene (N.H.)





JEFF JEFFORDS 9

RHP • R/R • 6-1 • 205 • Sr.
Sport & Entertainment Mgmt. Major
Lamar, S.C.
(Spartanburg Methodist Coll.)



2004 MLB DRAFT SELECTION

OUTLOOK -- Veteran bullpen pitcher ... Will provide depth in a relief role for the team.

2006 – Appeared in 17 games with one start, posted an 0-1 record with a 5.79 ERA and 17 strikeouts in 23.1 innings pitched ... Worked 3.1 scoreless innings of relief with a pair of strikeouts in 9-2 win over Tennessee (5/14) ... Pitched three scoreless innings of relief allowing no hits while striking out one in 6-3 win over Ole Miss (4/15) ... Longest stint of the season was four innings of work vs. Alabama (4/9); allowed just two runs on four hits with four strikeouts.

2005 – Appeared in 17 games with one start in first season at Carolina ... Compiled 1-0 record with a 3.58 ERA and 26 strikeouts and 13 walks in 27.2 innings of work ... - Won first game as a Gamecock in first career start of 6-1 win over Georgia (4/3), in which he worked 5.2 innings and allowed one run on three hits ... Hurlled five scoreless innings of relief allowing just one hit with three strikeouts and no walks in 7-2 win over Brown (3/29) ... Pitched for the Florence Red Wolves of the Coastal Plains League in the summer.

JUNIOR COLLEGE -- Enrolled at Carolina in the fall of 2004 after one season at Spartanburg Methodist Community College under Coach Tim Wallace ... Played at New Market, Va. in the Shenandoah Valley League in the summer of 2004 ... Drafted in June 2004 in the 32nd round by the Baltimore Orioles.

HIGH SCHOOL -- Played three seasons at Lamar High School under Coach J. R. Boyd ... Senior season was 11-2 with 158 strikeouts and 24 walks ... Played for Florence American Legion team in 2003 ... Named to high school math team.

PERSONAL -- Born Raymond Franklin Jeffords III on 11/4/84 in Florence, SC ... Parents are Raymond F. and Tonya Jeffords ... Has an older sister, Kristan, who played four seasons of softball at Robert E. Lee Academy ... Chose Carolina because "I have always wanted to play baseball for the Gamecocks" ... Favorite food is cheese sticks ... Hobbies include Xbox and sleeping ... Favorite actress is Cameron Diaz ... Favorite actor is Adam Sandler.

JEFFORDS' CAREER STATISTICS

	W	L	ERA	G	GS	CG	SV	IP	H	R	ER	BB	SO
2005	1	0	3.58	17	1	0	0	27.2	21	14	11	13	26
2006	0	1	5.79	17	1	0	0	23.1	26	19	15	15	17
TOTALS	1	1	4.59	34	2	0	0	51.0	47	33	26	28	43

JEFFORDS' SINGLE GAME HIGHS

Innings Pitched 5.2, vs. Georgia (4/3/05)
Strikeouts 6, vs. Georgia (4/3/05)



TRENT KLINE 7

C • S/R • 5-11 • 185 • Jr.
Retailing Major
York, Pa.
(St. Petersburg JC)



2003 MLB DRAFT SELECTION

OUTLOOK – Top hitter returning for average ... No. 1 defensive catcher, will battle for time with Disher ... Does a great job handling the pitchers.

2006 – Played in 53 games with 37 starts, all behind the plate ... Finished with a .336 batting average, five doubles, team-high four triples, four homers and 22 RBI ... Went 2-for-3 with two doubles, two runs and a RBI in 4-2 win over Evansville at NCAA Regional (6/3) ... 3-for-4 with a triple and a run scored in 6-3 win over Vanderbilt (5/20) ... Homered and was 2-for-3 with two runs and two RBI in 18-4 win over LSU (4/1) ... 2-for-2 performance with a triple and two runs in 13-1 win over Wofford (3/28) ... 2-for-4 with a two-run homer and two runs in 11-3 win over Furman (3/22) ... Hit first homer as a Gamecock in 7-3 win at Auburn (3/18) ... Went 3-for-3 with two RBI in 12-8 win at Auburn (3/18/06) ... Played in the summer for the Brewster Whitecaps of the Cape Cod Baseball League, played on same team with Gamecock teammate Will Atwood.

JUNIOR COLLEGE – Played one season at St. Petersburg Junior College under coach Dave Pano ... Named to 2005 FCCAA Suncoast All-Conference team ... Selected to 2005 FCCAA State Baseball All-Tournament team ... Junior college won the 2005 FCCAA state title and finished as national runner-up at 2005 NJCAA Championships ... Batted .320 (58-for-181) with nine doubles, two HR and 34 RBI.

HIGH SCHOOL – Played four seasons at West York High School ... Drafted in June 2003 in 39th round by the Montreal Expos.

PERSONAL – Born Trent Jeffrey Kline on 7/22/84 ... Parents are Greg and Vickie Kline ... Hobbies include playing the guitar and watching movies ... Chose Carolina because "of the baseball program, a chance to play in the CWS and the coaching staff" ... Favorite food is gyros ... Favorite actor is Nicolas Cage ... Favorite actress is Angelina Jolie.

CAROLINA BASEBALL

KLING'S CAREER STATISTICS

	G	AB	R	H	2B	3B	HR	RBI	SB	AVG	PO	A	E	FLD
2006	53	149	27	50	5	4	4	22	0	.336	307	29	3	.991

KLING'S SINGLE GAME HIGHS

At-Bats	6, vs. Mississippi State (4/30/06)
Runs	2, six times, last vs. Evansville (6/3/06)
Hits	3, five times, last at Vanderbilt (5/20/06)
Doubles	2, vs. Evansville (6/3/06)
Triples	1, four times, last at Vanderbilt (5/20/06)
Home Runs	1, four times, last vs. Tennessee (5/14/06)
Runs Batted In	3, vs. Ole Miss (4/16/06)



HARLEY LAIL 15

OF • R/R • 5-9 • 175 • Jr.

Retailing Major

Lancaster, S.C.

(Spartanburg Methodist Coll.)



PLAYER PROFILES

2005 NJCAA ALL-DISTRICT

OUTLOOK – Great fall, coming off an injury from a year ago ... Battling for time in the outfield, will be a great addition to the team in 2007.

2006 – Played in seven games with just 10 at-bats, received medical redshirt ... First career hit as a Gamecock was a triple in 5-2 win over Radford (2/18), also made first career start in the game.

JUNIOR COLLEGE – Played two seasons at Spartanburg Methodist Junior College under coach Tim Wallace ... Finished his sophomore season in 2005 with a .397 batting average and 13 HR ... Earned 2005 NJCAA All-District honors and named to 2005 NJCAA All-Region 10 Team ... Previously played four seasons at Indian Land High School under coach Rick Furr.

PERSONAL – Born Harley Edward Lail on 2/27/85 ... Parents are Mark and Risa Lail ... Hobbies include hunting and fishing ... Chose South Carolina because "it's a good baseball program and felt like I could contribute" ... Favorite food is steak ... Favorite actor is Adam Sandler ... Favorite actress is Jennifer Aniston.

LAIL'S CAREER STATISTICS

	G	AB	R	H	2B	3B	HR	RBI	SB	AVG	PO	A	E	FLD
2006	7	10	1	1	0	1	0	0	0	.100	1	3	0	1.000

LAIL'S SINGLE GAME HIGHS

At-Bats	3, vs. Radford (2/18/06)
Runs	1, vs. Davidson (3/14/06)
Hits	1, vs. Radford (2/18/06)
Doubles	N/A
Triples	1, vs. Radford (2/18/06)
Home Runs	N/A
Runs Batted In	N/A





CONOR LALOR **34**

RHP • R/R • 6-4 • 212 • Sr.
Finance/Mgmt. Major
Germantown, Tenn.
(Houston HS)



2002 MLB DRAFT SELECTION

OUTLOOK – Had his best fall since wearing the garnet and black ... Could fight for rotation innings but will definitely provide key depth in the bullpen.

2006 – Appeared in 19 games out of the bullpen ... Posted a 0-1 record with a 4.32 ERA in 25 innings pitched with 24 strikeouts ... Worked two scoreless innings of relief with three strikeouts in 21-4 win over Florida ... Worked scoreless inning of relief with one strikeout in 11-3 win over Furman (3/22) ... Worked a scoreless inning of relief with two strikeouts in 9-2 win over Davidson (3/14) ... Pitched a scoreless inning of relief with two strikeouts in 8-1 win over William & Mary (3/7).

2005 – Appeared in 14 games with two starts ... Earned a 1-0 record with one save and 27 strikeouts and just five walks allowed in 27 innings pitched ... Won only game of the season with 1.1 inning of relief in 6-2 win at Wofford (3/15) ... Earned first career save pitching three perfect innings and striking out five batters in 7-4 win over Radford (2/20) ... Better than 3.0 GPA in spring of 2005 ... Named to 2005 SEC Spring Academic Honor Roll ... Played for Brewster Whitecaps of the Cape Cod League over the summer.

2004 -- Medical redshirt while recovering from Tommy John surgery following undefeated freshman season ... Named to 2004 SEC Spring Academic Honor Roll ... Better than 3.0 GPA both semesters 2003-04 ... Named to Dean's List in spring of 2004.

2003 -- Won the Kip Bouknight Award as the team's top first year pitcher with a 5-0 record as a freshman ... Worked 40.1 innings in 12 appearances, eight starts ... Struck out 31, walked eight and ERA of 2.90 was second best on the squad ... Had better than a 3.0 grade point average both semesters of the 2002-03 academic year and was on the fall semester President's List.

HIGH SCHOOL -- Played four seasons at Houston High School in Germantown, Tenn. under Coach Lane McCarter ... Career record was 16-4 ... Selected by the Arizona Diamondbacks in the 44th round of the 2002 MLB draft.


PERSONAL -- Born Conor Philip Lalor on 1/12/84 ... Parents are Owen and Jean Lalor ... Father attended Vanderbilt University... Mother attended Saint Louis University ... Has an older brother, Patrick, and a younger brother, John ... Both brothers also play baseball ... John is presently on the Mississippi State team ... Chose Carolina because of the baseball program and the business school ... Favorite food is steak ... Favorite actress is Jessica Biel ... Favorite actor is Robert DeNiro.

LALOR'S CAREER STATISTICS

	W	L	ERA	G	GS	CG	SV	IP	H	R	ER	BB	SO
2003	5	0	2.90	12	8	0	0	40.1	40	15	13	8	31
2005	1	0	5.33	14	2	0	1	27.0	33	17	16	5	27
2006	0	1	4.32	19	0	0	0	25.0	26	14	12	16	24
TOTALS	6	1	4.00	45	10	0	1	92.1	99	46	41	29	82

LALOR'S SINGLE GAME HIGHS

Innings Pitched 6.2, vs. Western Carolina (3/12/03)
 Strikeouts 8, vs. The Citadel (5/14/03)



DeANGELO MACK **17**

OF • L/L • 5-10 • 185 • Fr.
Business Major
W. Columbia, S.C.
(Airport HS)



2004 & 2005 SC ALL-STATE

OUTLOOK – Redshirt freshman battling in the outfield ... Looks to be a starter in the future but will provide depth this season.

2006 – Squad member that did not see any action and took a redshirt ... Played in

CAROLINA BASEBALL

the summer with the Columbia Blowfish of the Coastal Plains League, played on same team with several Gamecock teammates.

HIGH SCHOOL – Played four seasons at Airport High School under coaches Kris Kirkland and Tommy Allen ... Senior season batted .520 with 11 HR and junior season finished with a .486 batting average as well as three HR ... Attended Team One National Showcase and named to Team One South Top 30 list ... 2004 South Carolina AAAA All-State selection and named to 2005 South Carolina AAAA All-State team ... Member of 2005 SC/NC Select All-Star team ... Played summer baseball with Palmetto Sand Gnats and coach Mark Bonnette.

PERSONAL – Born DeAngelo Lamod Mack ... Parents are Milton and Eva Mack ... Hobbies include hanging out with friends, traveling and fishing ... Chose Carolina because “it’s a good baseball school and I’m close to family and friends” ... Favorite actor is Denzel Washington ... Favorite food is steak.



DREW MARTIN **5**
1B • L/R • 6-3 • 220 • Sr.
Retailing Major
Walterboro, S.C.
 (Spartanburg Methodist Coll.)



2004 NJCAA ALL-REGION

OUTLOOK – Senior left-handed hitter, backs up Justin Smoak at first base ... Had some key hits for us a year ago off bench ... Will assume same role this year, may DH as well.

2006 – Played in 36 games with 14 starts at designated hitter ... Finished with a .276 batting average, three homers, 28 RBI and seven doubles ... 2-for-4 with two doubles, two runs scored and three RBI in 12-3 win at The Citadel (5/9) ... Pinch-hit double drove in two runs in 7-6 win over Alabama (4/7) ... Hit grand slam in 6-3 win over Charleston Southern (3/21) ... Hit a pinch-hit homer in 9-2 win over Quinnipiac (3/12).

JUNIOR COLLEGE – Played two seasons at Spartanburg Methodist Junior College ... Batted .383 his sophomore year with six HR and 46 RBI ... Earned NJCAA All-Region X team honors as a freshman.

HIGH SCHOOL – Played four seasons at Colleton Prep under his father, coach Ralph Martin ... Was a 2003 South Carolina All-State selection ... Member of 2003 SC/NC Select All-Star team.


PERSONAL – Born Andrew Steven Martin on 4/24/85 ... Parents are Ralph and Chris Martin ... Father played baseball at Erskine College ... Chose Carolina because “it’s a good school and I wanted to compete for championships” ... Hobbies include going to the beach, hunting and fishing ... Favorite food is grilled chicken ... Favorite actor is Adam Sandler ... Favorite actress is Jennifer Aniston.

MARTIN'S CAREER STATISTICS

	G	AB	R	H	2B	3B	HR	RBI	SB	AVG	PO	A	E	FLD
2006	36	76	9	21	7	0	3	28	0	.276	7	0	0	1.000

MARTIN'S SINGLE GAME HIGHS

At-Bats	5, three times, last vs. Tennessee (5/12/06)
Runs	2, at The Citadel (5/9/06)
Hits	2, three times, last at The Citadel (5/9/06)
Doubles	2, twice, last at The Citadel (5/9/06)
Triples	N/A
Home Runs	1, three times, last vs. Alabama (4/9/06)
Runs Batted In	4, vs. Charleston Southern (3/21/06)



WYNN PELZER **31**
RHP • S/R • 6-1 • 195 • Jr.
Sport & Entertainment Mgmt. Major
Holly Hill, S.C.
 (Holly Hill Roberts HS)



2006 ALL-SEC

OUTLOOK – Started and closed a year ago, plans are to keep him in the bullpen as a closer this year .. Tremendous ability ... Could possibly be a high draft pick in 2007.

2006 – Appeared in 20 games with eight starts ... Posted a 5-5 record with a 4.15 ERA in 80.1 innings pitched with 66 strikeouts as well as five saves ... Earned second team All-SEC honors as a relief pitcher ... Named to 2006 NCAA Regional All-Tournament Team (Charlottesville) after hurling second career complete game in 5-1 victory over Evansville; struck out nine and allowed just one run on eight hits to clinch regional championship (6/5/06) ... Carolina’s top pitcher in SEC games,

CAROLINA BASEBALL

went 4-3 with three saves in 11 appearances and just 19 runs allowed in 50.1 innings pitched ... Pitched one inning of relief and earned a save in 4-2 win vs. Kentucky at SEC Tournament (5/24) ... Pitched first career complete game in 5-4 loss to Tennessee (5/12) ... Hurlled 8.1 innings in first SEC start; limited MSU to two runs on five hits in 11-5 win over Bulldogs (4/28) ... Began the conference season with a 19 inning scoreless inning streak ... Picked up a pair of saves vs. Ole Miss with two perfect innings of work (4/14-15) ... Pitched three scoreless innings of relief and did not allow a hit in 7-6 win over Alabama (4/7) ... Pitched 4.2 shutout innings of relief to earn a win in 2-1 victory over LSU (4/2) ... Earned a save after 3.2 scoreless innings of work with five strikeouts in 6-5 win over Florida (3/25) ... Earned first career save with 1.2 innings out of the bullpen in 6-3 win over Charleston Southern (3/21) ... Earned a win out of the bullpen with three scoreless innings in 12-8 win over Auburn (3/17); did not allow a hit.

2005 – Appeared in 18 games with four starts his freshman season ... Finished with a 1-2 record in 29 innings pitched with 26 strikeouts and 13 walks allowed ... Pitched six scoreless innings in first career start vs. Charleston Southern, limiting the Bucs to one infield hit in a 1-0 USC win (3/9) ... Worked two scoreless innings of relief vs. Longwood to pick up first career win (2/13) ... Pitched for the Wilmington Sharks of the Coastal Plains League ... Was tabbed by Baseball America as the top pro prospect in the CPL ... Compiled a better than 3.0 GPA in the fall of 2004.

HIGH SCHOOL -- Played at Roberts High School under Coach Carlton Taylor and Coach Roy Brown ... Played in the North Carolina-South Carolina All-Star Select Game ... Four-time all-region selection.

PERSONAL -- Born Wynn Isaiah Pelzer on 6/23/86 ... Parents are Willie and Betty Pelzer ... Has one older sister Aphra and one younger sister Jana ... Hobbies are watching television and crossword puzzles ... Favorite food is BLT sandwiches ... Favorite actor is Dave Chappelle ... Favorite actress is Halle Berry.

PELZER'S CAREER STATISTICS

	W	L	ERA	G	GS	CG	SV	IP	H	R	ER	BB	SO
2005	1	2	4.34	18	4	0	0	29.0	26	15	14	13	26
2006	5	5	4.15	20	8	2	5	80.1	66	38	37	42	66
TOTALS	6	7	4.20	38	12	2	5	109.1	92	53	51	55	92

PELZER'S SINGLE GAME HIGHS

Innings Pitched9.0, twice, last vs. Evansville (6/5/06)
 Strikeouts 9, vs. Evansville (6/5/06)



JONATHAN RATLEDGE 22

OF • R/L • 6-1 • 185 • So.
Business Major
Charlotte, N.C.
(South Mecklenburg HS)



2004 NC ALL-STATE

OUTLOOK – Got a little bit of experience as a freshman ... Will provide depth for team in the outfield.

2006 – Played in 10 games with two starts ... Finished with a .214 batting average, three RBI ... Went 1-for-2 with a run scored and one RBI and was hit by two pitches in 8-2 win over Yale (3/15) ... Went 2-for-3 with a run scored and one RBI in 15-0 win over Duquesne (2/24).

HIGH SCHOOL – Played two seasons at South Mecklenburg High School under coach Hal Bagwell ... Two-time All-Conference and All-Mecklenburg County selection in 2004 and 2005 ... Earned 2004 N.C. All-State honors and named 2004 Conference Player of the Year ... Batted .450 his junior season with 36 RBI and a 9-1 record on the mound with a 1.29 ERA ... Senior season batted .400 ... Played last summer with the On Deck O's and coach Jason Hill ... Also played summer ball previously with the Youth Cup Astros and coach Gary Baldwin.

PERSONAL – Born Jonathan Tyler Ratledge on 8/9/86 ... Nickname is J-Rat ... Parents are Greg and Lisa Ratledge ... Hobbies include watching movies and listening to music ... Favorite actor is Will Ferrell ... Favorite food is Italian ... Chose South Carolina because “fell in love with the school, liked the team and coaching staff.”

RATLEDGE'S CAREER STATISTICS

	G	AB	R	H	2B	3B	HR	RBI	SB	AVG	PO	A	E	FLD
2006	10	14	5	3	0	0	0	3	0	.214	0	0	0	.000

RATLEDGE'S SINGLE GAME HIGHS

At-Bats 3, twice, last vs. Florida (3/26/06)
 Runs2, vs. Florida (3/26/06)
 Hits 2, vs. Duquesne (2/24/06)
 Doubles N/A
 Triples N/A
 Home Runs N/A
 Runs Batted In 1, three times, last vs. Florida (3/26/06)

CAROLINA BASEBALL



STEVEN REINHOLD 11
 OF • R/R • 5-7 • 175 • Jr.
 Finance Major
 Waynesville, N.C.
 (Tuscola HS)



JUSTIN SMOAK 12
 1B • S/L • 6-4 • 215 • So.
 Retailing Major
 Goose Creek, S.C.
 (Stratford HS)



2003 MLB DRAFT SELECTION

OUTLOOK – Captain ... Probably the best defender in the outfield ... One of the better runners on the squad, will provide a key role as a defensive replacement.

2006 – Appeared in just 11 games and qualified for medical redshirt ... Only had three appearances at the plate ... Played as a pinch-runner and scored two runs.

2005 – Appeared in 33 games with one start ... Batted .067 (1-15) with one double, seven runs scored and one stolen base ... Named to Dean's List in fall of 2004 with better than 3.5 GPA ... Named to 2005 SEC Spring Academic Honor Roll.

2004 – Appeared in 29 games as a freshman ... Batted .190 (4-21) with one double, one home run, three RBI... Stole five bases in five attempts ... Cumulative GPA of 3.85 after the 2003-04 season and named to dean's list both semesters.

HIGH SCHOOL – Compiled a 1440 SAT score and a 4.2 high school grade point average ... USC Coopers Scholar ... Played four seasons at Tuscola High School under Coach Billy Sheppard ... Senior year batted .520 with seven homers, 26 stolen bases and 28 RBI ... Selected in the 13th round of the 2003 free agent draft by the Cleveland Indians ... Played summer of 2003 with the Mac Orioles AAU team.

PERSONAL – Born Steven Michael Reinhold on 3/2/85 ... Parents are Lawrence and Janet Reinhold ... Father played high school basketball in Florida ... Has an older sister, Tara ... Chose Carolina because of the Honors Program, coaches, team history and good weather ... Hobbies are hiking and snowboarding ... Favorite food is steak ... Favorite actress is Eva Mendez ... Favorite actor is Robert DeNiro.

REINHOLD'S CAREER STATISTICS

	G	AB	R	H	2B	3B	HR	RBI	SB	AVG	PO	A	E	FLD
2004	29	21	10	4	1	0	1	3	5	.190	2	0	0	1.000
2005	33	15	7	1	1	0	0	0	0	.067	9	1	0	1.000
2006	11	3	2	0	0	0	0	0	0	.000	1	0	0	1.000
TTL	73	39	19	5	2	0	1	3	5	.128	12	1	0	1.000

REINHOLD'S SINGLE GAME HIGHS

At-Bats 3, at Tennessee (5/6/05)
 Runs 2, vs. Delaware State (3/14/04)
 Hits 1, five times, last vs. Longwood (2/12/05)
 Doubles 1, twice, last vs. Longwood (2/12/05)
 Triples N/A
 Home Runs 1, vs. Davidson (3/16/04)
 Runs Batted In 1, three times, last vs. Davidson (3/16/04)

2006 FRESHMAN ALL-AMERICAN

OUTLOOK – Tremendous freshman year, clutch performer and one of the best players both offensively and defensively at first base in the SEC ... Will hit in the middle of the order again for team.

2006 – Started all 66 games at first base in first season, batted .303 with 17 homers and 63 RBI as well as 18 doubles ... Earned freshman All-America honors from *Baseball America* and *Collegiate Baseball*, also was named to the SEC All-Freshman team ... Went 2-for-3 with a run scored and two RBI in 8-2 win over Virginia at NCAA Regional, also 2-for-3 with two RBI in 4-2 win over Evansville (6/3) ... Hit his first career grand slam in 8-7 loss to Vanderbilt (5/18) ... 14 of his 17 homers came against SEC teams ... Tied USC single-game record with three doubles in 15-12 win over Furman (5/16) ... SEC Freshman of the Week following his performance against Mississippi State (4/28-30); went 6-for-11 in the series including a multi-homer game in Friday's 11-5 win ... 2-for-4 with a solo homer in 6-3 win over Ole Miss (4/15) ... Collected two hits, a homer and two RBI in 18-4 win at LSU (4/1) ... 2-for-4 with a homer and three RBI in 12-2 win over LSU (3/31) ... Went 3-for-3 with two doubles, one homer, four runs scored and five RBI in 12-4 win over Duquesne (2/26) ... Set freshman school records for home runs and RBI ... Impressive defense with a .995 fielding percentage at first base ... Played this past summer and earned All-Star honors and league MVP honors with the Cotuit Kettleers of the Cape Cod Baseball League ... Rated the No. 1 best prospect out of the Cape Cod League by *Baseball America*.

HIGH SCHOOL -- Played four seasons at Stratford HS under coach John Chaleus ... Named by ABCA, *Baseball America* and *Collegiate Baseball* as 2005 HS All-American ... One of 36 high school players in the nation to play in 2005 HS All-American Baseball Game ... 2004 and 2005 South Carolina AAAA Player of the Year ... Named Co- Mr. Baseball for 2005 in South Carolina along with teammate Reese Havens ... 2004 and 2005 South Carolina AAAA All-State team ... Member of 2005 South Carolina AAAA State Champions at Stratford HS ... Batted .558 his senior year with 18 HR and 49 RBI ... Selected in the 16th round of 2005 MLB Draft by the Oakland Athletics.

PERSONAL – Born Justin Kyle Smoak on 12/5/86 ... Parents are Keith and Debbie Smoak ... Older brother David played baseball at Presbyterian College ... Chose Carolina because "it felt like the place to be and I respect Coach Tanner" ... Hobbies are hunting, fishing and playing golf ... Favorite food is steak ... Favorite actor is Tom Cruise ... Favorite actress Angelina Jolie.

SMOAK'S CAREER STATISTICS

	G	AB	R	H	2B	3B	HR	RBI	SB	AVG	PO	A	E	FLD
2006	66	244	61	74	18	0	17	63	1	.303	524	38	3	.995



SMOAK'S SINGLE GAME HIGHS

At-Bats	7, twice, last at Wofford (5/3/06)
Runs	4, vs. Duquesne (2/26/06)
Hits	3, five times, last vs. Furman (5/16/06)
Doubles	3, at Furman (5/16/06)
Triples	N/A
Home Runs	2, vs. Mississippi State (4/28/06)
Runs Batted In	5, vs. Duquesne (2/26/06)

2006 – Sat out last season and received medical redshirt after labrum surgery.

2005 – Appeared in four games ... Did not allow a run in 2.2 innings with two strikeouts and two walks ... Named to President's List after fall of 2004 and Dean's List after spring of 2005 ... Enrolled at Carolina in the fall of 2004 ... University scholar ... Named to 2005 SEC Spring Academic Honor Roll.

HIGH SCHOOL – Played four years at Lexington High School under former Gamecock infielder Tommy Williams (1977-80) ... Three year all-state, all-region, Mr. Baseball finalist, region player of the year, North Carolina-South Carolina select team ... 4.86 GPA, Palmetto Fellow, National Honor Society ... Played last two summers with South Carolina Diamond Devils, Charleston AAU team that won two national championships ... Also played HS football ... Scored a 1300 on the SAT.

PERSONAL – Born Stephen Craig Thomas on 10/10/85 ... Parents are Bill and Jo Thomas ... Father attended UNC-Charlotte ... Has an older brother, Chad, who played HS baseball, 1996-99 ... Chose Carolina because of its great baseball program and to earn a good education ... Hobbies are video games, fishing, sleeping and football ... Favorite food is hot dogs ... Favorite actress is Jessica Biel ... Favorite actor is Adam Sandler.

THOMAS' CAREER STATISTICS

	W	L	ERA	G	GS	CG	SV	IP	H	R	ER	BB	SO
2005	0	0	0.00	4	0	0	0	2.1	1	0	0	2	2

THOMAS' SINGLE GAME HIGHS

Innings Pitched	1.0, twice, last vs. Niagara (2/26/05)
Strikeouts	1, twice, last vs. Clemson (4/13/05)



JON WILLARD 28

OF • R/R • 6-0 • 205 • Sr.
Criminal Justice Major
Morrisville, N.C.
(Chipola JC)



2003 USA BASEBALL JR. NATIONAL TEAM

OUTLOOK – Clutch performer off the bench last season ... One of the most improved players on the team from 2006 to 2007 ... Could be regular DH, or play left field or right field ... Will vie for playing time at a regular basis.

2006 – Appeared in 24 games with 10 starts ... Batted .304 (14-46) with five home runs and 18 RBI ... Collected a team-high four pinch hit homers ... Pinch-hit two-run homer in ninth inning helped lift Gamecocks to 4-2 win over Kentucky at SEC Tournament (5/24) ... Pinch-hit homer tied game and was part of a five-run 11th inning that lifted USC to 9-7 win over Mississippi State (4/30) ... Hit a solo homer in 11-2 win over The Citadel (4/19) ... Hit a three-run pinch-hit homer in 12-0 win over Quinnipiac (3/11).

2005 – Appeared in 55 games with 48 starts ... Batted .315 (56-178) with six home runs, 11 doubles, two triples and 30 RBI ... Went 3-for-4 with a HR and two RBI in 9-4 win vs. The Citadel (4/6) ... Went 2-for-4 with a HR and a double in 4-2 win

CRAIG THOMAS 10

LHP • L/L • 6-3 • 195 • So.
Biological Sciences & Spanish Major
Lexington, S.C.
(Lexington HS)



2004 SC ALL-STATE

OUTLOOK – Coming off an injury, battling for the opportunity to be a situational lefty out of the bullpen ... Finished the fall in strong fashion.

CAROLINA BASEBALL

at The Citadel (3/30) ... Named to All-Tournament Team at Dairy Queen Classic where he collected five hits in three games ... Went 4-for-4 with one run scored and two RBI in 13-1 win over Wofford (3/2) ... Hit 4-for-6 with a HR, four runs scored and four RBI in 20-0 win over Radford (2/18).

JUNIOR COLLEGE – Played at Chipola JC in Florida (Spring 2004), batted .359 with 14 HRs and 59 RBIs, First Team All Conference (Panhandle) ... Played for Wilson Tobs in the Coastal Plains League (Summer 2004), batted .288 with 2 HRs and 15 RBIs.

HIGH SCHOOL – Played for Green Hope HS (3 years), batted career .459 with 18 HRs and 73 RBIs ... Member of 2003 USA Baseball Junior National Team, won a Silver Medal at the Pan American Games.

PERSONAL – Born Jonathan Patrick Willard on 1/31/85 ... Parents are Terry and Diana Willard ... Father attended Southern Illinois University ... Mother attended University of Michigan ... Has an older brother, Chris, and an older sister, Nikki ... Father played football and baseball, Mother played tennis and swimming ... Hobbies are fishing and video games ... Favorite food is sushi ... Favorite actress is Britney Andrews ... Favorite actor is Mel Gibson.

WILLARD'S CAREER HITTING STATISTICS

	G	AB	R	H	2B	3B	HR	RBI	SB	AVG	PO	A	E	FLD
2005	55	178	23	56	11	2	6	30	0	.315	3	0	0	1.000
2006	24	46	10	14	0	0	7	18	0	.304	15	1	2	.889
TTL	79	224	33	70	11	2	13	48	0	.313	18	1	2	.905

WILLARD'S SINGLE GAME HIGHS

At-Bats6, vs. Radford (2-18-05)
 Runs4, vs. Raford (2-18-05)
 Hits4, twice, last vs. Wofford (3-2-05)
 Doubles2, vs. Furman (5-11-05)
 Triples1, twice, last vs. Pepperdine (6-4-05)
 Home Runs1, 13 times, last vs. Kentucky (5-24-06)
 Runs Batted In4, vs. Georgia (4-2-05)



PARKER BANGS 42

RHP/C • R/R • 6-3 • 212 • Fr.
 Chemical Engineering Major
 Laurinburg, N.C.
 (Scotland HS)




2005 & 2006 NC ALL-STATE

OUTLOOK – Entered school with mono, had a slow start to the Fall practice but came strong in the end ... Showed great potential as a hitter and a very promising future as a pitcher ... Coaching staff considering a redshirt, but preseason could change those plans ... If he plays in 2007 it will be as a DH and in relief.

HIGH SCHOOL – Played for Scotland High School and coach Tommy Britt ... Earned North Carolina all-state honors in 2005 and 2006 ... Conference Player of the Year in 2004 ... Three-time all-conference and all-region honoree (2004-06) ... Scotland High School 2006 Scholar-Athlete of the Year.

PERSONAL – Born Parker Hoyt Bangs on 12/22/87 ... Parents are Michael and Kelly ... Chose Carolina because “It was the best overall situation for me” ... Hobbies are video games and ping pong ... Favorite athlete is Derek Jeter ... Favorite foods are steak and macaroni and cheese.



JAY BROWN 46

RHP • R/R • 6-4 • 215 • Jr.
 Political Science Major
 Brunswick, Ga.
 (Young Harris College)




2006 MLB DRAFT SELECTION

OUTLOOK – Very talented right-hander, had an outstanding career at Young Harris and pitched well at Cotuit ... Possible rotation pitcher for team on the weekend.

JUNIOR COLLEGE – Played two seasons at Young Harris College under coach Rick Robinson ... Earned 2006 NJCAA All-Region honors his sophomore year, went 7-5 with four saves and a 2.24 ERA with 90 strikeouts in 74 innings pitched ... Team won 2005 GJCAA state tournament and regular season championship, also won regular season title in 2006 ... Selected in the 18th round of the 2006 MLB Draft by the Tampa Bay Devil Rays ... Played this past summer and earned All-Star honors with the Cotuit Kettleers of the Cape Cod Baseball League.

PERSONAL – Born James Younger Brown 8/7/86 ... Parents are Jimmy and Nancy ... Has a younger brother Jeff ... Chose Carolina because of its prestigious baseball program and great coaching staff ... Hobbies are golfing and fishing ... Favorite athlete is Ted Williams ... Favorite food is chicken ... Favorite actress is Jessica Biel ... Favorite actor is Kevin Costner.



LONNIE CHISENHALL 8

INF/RHP • L/R • 6-1 • 195 • Fr.
College of Arts & Sciences
Newport, N.C.
(West Carteret HS)



2006 MLB DRAFT SELECTION

OUTLOOK – Very talented freshman ... Spurned offers from Pirates to play in college ... Can play third base, right field and very possible he will get innings on the mound ... Multi-talented player, one of the best looking freshman hitters ever recruited by head coach Ray Tanner.

HIGH SCHOOL – Played for West Carteret HS ... Batted .574 his senior year with nine HR and 37 RBI ... 2006 Louisville Slugger/BCA North Carolina Player of the Year ... Earned 2006 *Baseball America* second team HS All-American honors ... Selected in 2006 MLB Draft in the 11th round by the Pittsburgh Pirates ... Two-time North Carolina 3A all-state selection in 2005 and 2006

PERSONAL – Born Lonnie Chisenhall on 10/4/88 ... Parents are Tommy and Becky Chisenhall.



BLAKE COOPER 27

RHP • R/R • 5-10 • 180 • Fr.
College of Arts & Sciences
Neeses, S.C.
(Edisto HS)



2006 SC ALL-STATE

OUTLOOK – Could be a sleeper on pitching staff ... Logged a lot of innings in the summer, could be a guy to come on strong in the spring.

HIGH SCHOOL – Played four seasons at Edisto High School under coach Hal Hayden ... Played for the Pendleton Cardinals in summer ball ... Earned all-region and all-state honors in football and baseball.

PERSONAL – Born Matthew Blake Cooper on 3/30/88 ... Parents are Daniel and Tammy ... Chose Carolina because “I wanted to be a Gamecock” ... Hobbies are hunting and fishing ... Favorite athlete is David Ortiz ... Favorite foods are macaroni and cheese and ribs ... Favorite music singer is Tim McGraw.



JORDAN COSTNER 49

RHP • R/R • 6-2 • 190 • Jr.
Retailing Major
Spartanburg, S.C.
(Spartanburg Methodist Coll.)



NJCAA ACADEMIC ALL-AMERICAN

OUTLOOK – Sub-mariner ... Extremely competitive, has a closer’s mentality ... Look for him to get 25 or 30 appearances out of the bullpen.

JUNIOR COLLEGE – Played two seasons at Spartanburg Methodist College under coach Tim Wallace ... Led team in appearances both his freshman and sophomore seasons ... Helped squad to 2006 Region 10 championship ... 2006 NJCAA Academic All-American recipient, also received General Excellence Award.

HIGH SCHOOL – Played for Dorman HS and coach Ben Waddle ... Earned All-Region honors and was team MVP his senior season.

PERSONAL – Born Jordan Sexton Costner on 4/16/86 ... Parents are Bill and Rhonda ... Has two older brothers, Josh and Jacob ... Chose Carolina because “I always wanted to be a Gamecock!” ... Hobbies are exercising and outdoor activities ... Favorite athletes are the members of the Carolina Panthers football team ... Favorite foods are T-Bone steak and potatoes ... Favorite actor is Kevin Costner.



SAM DYSON 20

RHP • R/R • 6-2 • 195 • Fr.
Business Major
Tampa, Fla.
(Tampa Jesuit HS)



2006 MLB DRAFT SELECTION

OUTLOOK – Did not pitch in summer coming off an injury in high school, worked his way into it in fall practice ... Will provide depth in bullpen.


HIGH SCHOOL – Played four seasons at Tampa Jesuit High School under coach John Crumbley ... Earned Sunbelt Player of the Year honors his senior year with a 10-1 record ... Selected in the 2006 MLB Draft in the xth round by the Washington Nationals

PERSONAL – Born Sam Isaac Dyson on 5/7/88 ... Parents are Sid and Gwenn ... Chose Carolina because “family is close by, coaches were very sociable and it is a great program” ... Hobbies are fishing, golfing and flag football ... Favorite athlete is Nolan Ryan ... Favorite foods are steak, shrimp, lobster and oysters ... Enjoys listening to country and hip-hop/rap music.


CAROLINA BASEBALL



NICK FULLER 14
 RHP • R/R • 6-1 • 190 • Fr.
 Business Major
 Marietta, Ga.
 (Kell HS)

EVAN GOLDBERG 45
 RHP • L/R • 5-11 • 165 • Fr.
 College of Arts & Sciences
 Simpsonville, S.C.
 (Hillcrest HS)




2006 MLB DRAFT SELECTION


OUTLOOK – Highly touted pitcher ... Outstanding stuff, great velocity, and a great breaking pitch ... Could play key role in season as he gains experience at this level ... Second highest high school player selected in the 2006 MLB Draft that decided on college instead of professional baseball.

HIGH SCHOOL – Played for Kell High School and East Cobb Astros AAU team and coach Guerry Baldwin ... Selected in the 2006 MLB Draft in the third round by the Tampa Bay Devil Rays ... Earned 2006 high school All-American honors and played in the 2006 AFLAC High School All-American classic.

PERSONAL – Born Nick Logan Fuller on 1/9/88 ... Parents are James and Ingrid ... Chose Carolina because “I liked the atmosphere and Coach Calvi’s pitching philosophy” ... Hobbies are hunting, fishing and working out ... Favorite athlete is John Smoltz ... Career goal is to play in MLB ... Favorite foods are steak and potatoes ... Favorite actor is Jamie Foxx.



NICK GODWIN 29
 RHP • R/R • 5-11 • 190 • Jr.
 Experimental Psychology Major
 N. Augusta, S.C.
 (Spartanburg Methodist Coll.)



2006 COASTAL PLAINS LEAGUE ALL-STAR

OUTLOOK – Has put up great numbers at Spartanburg Methodist and this summer in the Coastal Plains League ... Did not have a great fall but look for him to emerge in the season and pitch out of the bullpen.

JUNIOR COLLEGE – Played for Spartanburg Methodist College under coach Tim Wallace ... Helped lead squad to 2006 Region 10 Championship ... Pitched this past summer for the Columbia Blowfish in the Coastal Plains League and was named to the All-Star team.

PERSONAL – Born Nicklaus Godwin on 11/23/84 ... Parents are Randy and Claire Godwin.

2005 & 2006 SC AAAA ALL-STATE

OUTLOOK – True freshman, will likely redshirt in 2007

HIGH SCHOOL – Played for Hillcrest High School and coach Drew Mahoney ... Two-time South Carolina AAAA all-state selection (2005, 2006) ... Member of 2006 SC/NC Select All-Star team

PERSONAL – Born Evan Karl Goldberg on 8/22/87 ... Parents are David and Mary Ellen ... Chose Carolina because “I liked the school and the coaches” ... Hobbies are fishing and basketball ... Favorite athlete is Curt Schilling ... Lists father as biggest influence on his career ... Favorite foods are seafood and steak... Favorite actor is Nicolas Cage.



CURTIS JOHNSON 24
 RHP • R/R • 5-11 • 200 • Jr.
 History Major
 Sumter, S.C.
 (Florence Darlington Tech)



2006 NJCAA ALL-REGION

OUTLOOK – Junior college transfer, made some adjustments in the fall and could emerge as a bullpen reliever.

JUNIOR COLLEGE – Played for Florence Darlington Tech and coach Curtis Hudson ... Earned 2006 NJCAA All-Region (10) and All-District honors after posting an 11-2 record with a 2.51 ERA and 86 strikeouts in 86 innings ... 2006 NJCAA honorable mention All-American ... Led team to NJCAA Region X regular season championship.

HIGH SCHOOL – Played for Lakewood High School and coach Barry Haffield.

PERSONAL – Born Curtis Johnson on 5/186 ... Mother is Cynthia ... Chose Carolina because “It’s close to my family and it’s a great program” ... Hobbies are playing baseball on X-Box and spending time with family ... Favorite athlete is Roger Clemens ... Lists grandfather as biggest influence on his career ... Favorite foods are anything Southern ... Favorite actor is Will Ferrell.



TRAVIS JONES **33**

INF • R/R • 5-9 • 190 • Jr.
Criminal Justice Major
Stone Mountain, Ga.
(Lake City, CC (Fla.))



2005 MLB DRAFT SELECTION

OUTLOOK – Won second base job in fall drills ... Great competitor, tremendously hard worker ... Outstanding defensive player ... Will fill the shoes vacated by Chris Brown.

JUNIOR COLLEGE – Played for Lake City CC and coach Tom Clark ... Earned 2006 FCCAA All-State honors and was named to the NJCAA Region VIII second team ... Also earned 2006 Mid Florida All-Conference honors ... Batted .358 (77-for-215) with six HR and 42 RBI as well as 17 doubles and 21 stolen bases ... Selected in the 2005 MLB Draft by the Philadelphia Phillies in the 40th round.

HIGH SCHOOL – Played for Redan High School under coach Marvin Pruitt ... Also lettered in basketball and football.

PERSONAL – Born Travis Antarious Jones on 11/10/85 ... Parents are James and Letricia ... Chose Carolina because “It’s a great program, great coaches, great players, a perfect fit” ... Hobbies are working out, hanging out with friends and swimming ... Favorite athlete is Miguel Tejada ... Lists mother as biggest influence on his career ... Favorite food is chicken.



WILL KISH **44**

RHP • R/R • 5-10 • 195 • Jr.
Sport & Entertainment Mgmt. Major
Greer, S.C.
(Spartanburg Methodist Coll.)



OUTLOOK – Walk-on who had an outstanding fall for us ... Will provide depth in the bullpen.

JUNIOR COLLEGE – Played two seasons for Spartanburg Methodist JC and coach Tim Wallace.

HIGH SCHOOL – Played four seasons at Riverside High School under Coach Bates ... Member of two high school state championship teams in 2003 and 2004 ... Teammate of current Gamecock players Adam and Andrew Crisp, Kyle Enders and Alex Farotto.

PERSONAL – Born William Clark Kish on 4/1/86 ... Parents are Mark and Ellen ... Father lettered in baseball at Carolina (1976-79) as well as uncle, Bobby Kish (1979-81) ... Chose Carolina because “My father and uncle played at Carolina and I wanted to be a part of it” ... Hobbies are hunting and fishing ... Favorite athlete is Greg Maddux ... Lists father as biggest influence on his career ... Favorite food is steak ... Favorite actor is Russell Crowe.



CHRIS LOVE **32**

INF • R/R • 5-10 • 225 • Fr.
Sport & Entertainment Mgmt. Major
Columbia, S.C.
(Richland Northeast HS)



2006 SOUTH CAROLINA AAAA ALL-STATE

OUTLOOK – True freshman, will likely redshirt.

HIGH SCHOOL – Played for Richland Northeast High School and coach Barry Mizzell ... Named to 2006 South Carolina AAAA All-State team ... Member of 2006 SC/NC Select All-Star team ... Batted .315 his senior year with eight homers ... Also played for Diamond Devils AAU team and coach John Rhodes ... Won the Home Run Derby at the Forest Acres Classic.

PERSONAL – Born Christopher Deyo Love on 8/9/88 ... Parents are Randolph and Marjorie ... Chose Carolina because “I always wanted to play baseball here” ... Hobbies are playing baseball year-round and lifting ... Favorite athlete is Chipper Jones ... Lists parents as biggest influence on his career ... Favorite foods are chicken and steak ... Lists Will Ferrell as favorite actor.



SAM MAHONEY **25**

C • L/R • 6-5 • 215 • Fr.
Business Major
Mt. Pleasant, S.C.
(Wando HS)



OUTLOOK – True freshman, will likely redshirt.

HIGH SCHOOL – Played for Buckingham HS in Cambridge, Mass. and Wando HS in Mt. Pleasant, S.C. ... Also lettered in football ... 2006 Puma Preseason All-American ... Earned all-conference honors in both football and baseball.

PERSONAL – Born Samuel Grant Mahoney on 8/31/88 ... Parents are Bill and Paula ... Chose Carolina because “I want to win a national championship” ... Hobbies are fishing and jetskiing ... Favorite athlete is Michael Jordan ... Favorite food is seafood ... Favorite music group is Hootie and the Blowfish.

CAROLINA BASEBALL



SEAN WIDEBERG 19

RHP • R/R • 5-11 • 195 • Jr.

Sociology Major

Sebastian, Fla.

(Brevard CC)



2006 FCCAA ALL-SOUTHERN CONFERENCE

OUTLOOK – Junior college transfer ... Will provide depth in the bullpen.

JUNIOR COLLEGE – Played for Brevard CC under coach Ernie Rosseau ... Named to FCCAA All-Southern Conference in 2006 ... Pitched this past summer for the Columbia Blowfish of the Coastal Plains League.

HIGH SCHOOL – Played for Palm Bay High School ... Also lettered and played quarterback on the third ranked team in the nation in football ... Earned All-Star honors in football and was team MVP for baseball.

PERSONAL – Born Sean Eric Wideberg on 8/5/86 ... Parents are Noel and Jeanette ... Chose Carolina because “I liked the coaches, the city and the team” ... Lists country and rap as his favorite type of music ... Favorite athlete is LeBron James ... Lists father as biggest influence on his career ... Favorite food is seafood.

CAROLINA BASEBALL FORMER DRAFT PICKS

Forrest Beverly

- 2002; Chicago Cubs 17th Round
- 2005; Arizona Diamondbacks 42nd Round
- 2006; Washington Nationals 23rd Round

Jay Brown

- 2006; Tampa Bay Devil Ray 18th Round

Lonnie Chisenhall

- 2006; Pittsburgh Pirates 11th Round

Adam Crisp

- 2004; Baltimore Orioles 38th Round

Andrew Crisp

- 2004; Baltimore Orioles 35th Round

Sam Dyson

- 2006; Washington Nationals 19th Round

Nick Fuller

- 2006; Tampa Bay Devl Rays 3rd Round

Robbie Grinestaff

- 2004; Chicago White Sox 37th Round

Reese Havens

- 2005; Colorado Rockies 29th Round

Arik Hempy

- 2005; Baltimore Orioles 31st Round

Jeff Jeffords

- 2004; Baltimore Orioles 32nd Round

Travis Jones

- 2005; Philadelphia Phillies 40th Round

Trent Kline

- 2003; Montreal Expos 39th Round

Conor Lalor

- 2002; Arizona Diamondbacks 44th Round

Steven Reinhold

- 2003; Cleveland Indians 13th Round

Justin Smoak

- 2005; Oakland A's 16th Round



CAROLINA BASEBALL

TV/RADIO ROSTER



#2 Andrew Crisp
INF - Greer, S.C. - So.



#3 Forrest Beverly
LHP - Conway, S.C. - Sr.



#4 James Darnell
INF - Danville, Calif. - So.



#5 Drew Martin
1B - Walterboro, S.C. - Sr.



#6 Reese Havens
INF - Sullivan's Island, S.C. - So.



#7 Trent Kline
C - York, Pa. - Jr.



#8 Lonnie Chisenhall
INF/RHP - Newport, N.C. - Fr



#9 Jeff Jeffords
RHP - Lamar, S.C. - Sr.



#10 Craig Thomas
LHP - Lexington, S.C. - So.



#11 Steven Reinhold
OF - Waynesville, N.C. - Jr.



#12 Justin Smoak
1B - Goose Creek, S.C. - So.



#13 Cheyne Hurst
OF - Ormond Beach, Fla. - Sr.



#14 Nick Fuller
RHP - Marietta, Ga. - Fr.



#15 Harley Lail
INF/OF - Lancaster, S.C. - Jr.



#17 DeAngelo Mack
OF - W. Columbia, S.C. - Fr.



#18 Kyle Enders
C - Greer, S.C. - Fr.



#19 Sean Wideberg
RHP - Sebastian, Fla. - Jr.



#20 Sam Dyson
RHP - Tampa, Fla. - Fr.



#21 Adam Crisp
OF - Greer, S.C. - So.



#22 Jonathan Ratledge
OF - Charlotte, N.C. - So.



#24 Curtis Johnson
RHP - Sumter, S.C. - Jr.



#25 Sam Mahoney
C - Wando, S.C. - Fr.



#26 Will Atwood
LHP - Piedmont, S.C. - So



#27 Blake Cooper
RHP - Neeses, S.C. - Fr.



#28 Jon Willard
OF - Morrisville, N.C. - Sr.



#29 Nick Godwin
RHP - N. Augusta, S.C. - Fr.



#30 Alex Farotto
LHP - Greer, S.C. - So.



#31 Wynn Pelzer
RHP - Holly Hill, S.C. - Jr.



#32 Chris Love
INF - Columbia, S.C. - Fr.




#33 Travis Jones
INF - Stone Mountain, Ga. - Jr.



#34 Conor Lalor
RHP - Germantown, Tenn. - Sr.



#36 Mike Cisco
RHP - Mt. Pleasant, S.C. - So.



#38 Arik Hemy
LHP - Raleigh, N.C. - Jr.



#40 Robbie Grinestaff
OF - Jeffersonville, Ind. - Sr.



#41 Harris Honeycutt
RHP - Fuquay-Varina, N.C. - Jr.




#42 Parker Bangs
RHP/C - Laurinburg, N.C. - Fr.



#44 Will Kish
RHP - Greer, S.C. - Jr.




#45 Evan Goldberg
RHP - Simpsonville, S.C. - Fr.



#46 Jay Brown
RHP - Brunswick, Ga. - Jr.



#49 Jordan Costner
RHP - Spartanburg, S.C. - Jr.




#50 Phil Disher
C - Aiken, S.C. - Jr.





Opponents





Eastern Division

Florida
Georgia
Kentucky
SOUTH CAROLINA
Tennessee
Vanderbilt



Western Division

Alabama
Arkansas
Auburn
Louisiana State
Mississippi
Mississippi State

2007 Eastern Division Schedule

Team/Dates	March 16-18	March 23-25	March 30-April 1	April 6-8	April 13-15	April 20-22	April 27-29	May 4-6	May 11-13	May 17-19
FLORIDA	MISS. ST. HOME	AUBURN AWAY	GEORGIA AWAY	S. CAROLINA HOME	ARKANSAS AWAY	KENTUCKY HOME	VANDERBILT AWAY	ALABAMA HOME	LSU AWAY	TENNESSEE HOME
GEORGIA	AUBURN HOME	TENNESSEE AWAY	FLORIDA HOME	MISSISSIPPI AWAY	ALABAMA AWAY	ARKANSAS HOME	KENTUCKY AWAY	VANDERBILT HOME	MISS. ST. HOME	S. CAROLINA AWAY
KENTUCKY	ARKANSAS HOME	LSU AWAY	MISS. ST. AWAY	TENNESSEE HOME	VANDERBILT HOME	FLORIDA AWAY	GEORGIA HOME	S. CAROLINA AWAY	MISSISSIPPI AWAY	AUBURN HOME
SOUTH CAROLINA	LSU HOME	MISS. ST. AWAY	VANDERBILT HOME	FLORIDA AWAY	AUBURN HOME	MISSISSIPPI AWAY	ALABAMA AWAY	KENTUCKY HOME	TENNESSEE AWAY	GEORGIA HOME
TENNESSEE	ALABAMA AWAY	GEORGIA HOME	ARKANSAS HOME	KENTUCKY AWAY	MISS. ST. HOME	VANDERBILT AWAY	LSU AWAY	MISSISSIPPI HOME	S. CAROLINA HOME	FLORIDA AWAY
VANDERBILT	MISSISSIPPI HOME	ARKANSAS AWAY	S. CAROLINA AWAY	ALABAMA HOME	KENTUCKY AWAY	TENNESSEE HOME	FLORIDA HOME	GEORGIA AWAY	AUBURN AWAY	LSU HOME

2007 Western Division Schedule

Team/Dates	March 16-18	March 23-25	March 30-April 1	April 6-8	April 13-15	April 20-22	April 27-29	May 4-6	May 11-13	May 17-19
ALABAMA	TENNESSEE HOME	MISSISSIPPI AWAY	LSU HOME	VANDERBILT AWAY	GEORGIA HOME	AUBURN AWAY	S. CAROLINA HOME	FLORIDA AWAY	ARKANSAS HOME	MISS. ST. AWAY
ARKANSAS	KENTUCKY AWAY	VANDERBILT HOME	TENNESSEE AWAY	MISS. ST. HOME	FLORIDA HOME	GEORGIA AWAY	AUBURN AWAY	LSU HOME	ALABAMA AWAY	MISSISSIPPI HOME
AUBURN	GEORGIA AWAY	FLORIDA HOME	MISSISSIPPI HOME	LSU AWAY	S. CAROLINA AWAY	ALABAMA HOME	ARKANSAS HOME	MISS. ST. AWAY	VANDERBILT HOME	KENTUCKY AWAY
LSU	S. CAROLINA AWAY	KENTUCKY HOME	ALABAMA AWAY	AUBURN HOME	MISSISSIPPI HOME	MISS. ST. AWAY	TENNESSEE HOME	ARKANSAS AWAY	FLORIDA HOME	VANDERBILT AWAY
MISSISSIPPI	VANDERBILT AWAY	ALABAMA HOME	AUBURN AWAY	GEORGIA HOME	LSU AWAY	S. CAROLINA HOME	MISS. ST. HOME	TENNESSEE AWAY	KENTUCKY HOME	ARKANSAS HOME
MISS. STATE	FLORIDA AWAY	S. CAROLINA HOME	KENTUCKY HOME	ARKANSAS AWAY	TENNESSEE AWAY	LSU HOME	MISSISSIPPI AWAY	AUBURN HOME	GEORGIA AWAY	ALABAMA HOME

CAROLINA BASEBALL

A LOOK BACK AT THE 2006 SEASON IN THE SEC



The Southeastern Conference, with its storied 73-year history of athletic achievements and academic excellence, has built perhaps the greatest tradition of intercollegiate competition in baseball of any league in the country since its inception in 1933.

The SEC posted another landmark season in 2006 as the conference had an NCAA-high eight teams earn selection to NCAA post-season play and Georgia advanced to the College World Series. An SEC squad has now appeared in the College World Series 21 of the last 22 years. Ole Miss won the SEC tournament title over Vanderbilt. Alabama and Kentucky shared the SEC regular-season title with a 20-10 conference record.

The Southeastern Conference boasts ten former National Players of the Year, nine Baseball America Coach of the Year and seven Collegiate Baseball Coach of the Year honors. 126 student-athletes have been named first-team All-American, seven of which came in 2006.

In 2006, 40 former SEC players were listed on MLB opening day 25-man rosters, while 55 were taken in the 2006 MLB Amateur Draft, three in the first round. Tennessee's Luke Hochevar was the first overall pick of the draft by



Michael Slive
SEC Commissioner



Chuck Dunlap
SEC Media Contact

the Kansas City Royals. Georgia's Brooks Brown and Chris Coghlan of Ole Miss were both selected in the supplemental first round of the 2006 Major League Baseball Draft. Brown was selected by the Arizona Diamondbacks with the 34th overall pick and Coghlan was selected by the Florida Marlins with the 36th overall pick. With those three selections, the SEC has now had a first round selection in each year since 1991 and 58 total in the first round during that time.

The 2006 SEC Baseball Tournament, held in Hoover, Ala. drew 108,173 fans, marking the third time in the last four years the total has surpassed the 100,000 plateau. The championship game drew over 9,000, bringing the total from the 2005 and 2006 championship games, all involving out-of-state-teams, to over 20,000.

The SEC drew a record-high 1,602,535 fans to its on-campus ballparks in 2006, double that of the next closest conference. Seven SEC teams drew in excess of 100,000 fans to their parks in 2006. The SEC averaged a new league-high 3,862 fans per game in 2006. In addition, for the first time in league history, all 12 SEC schools averaged more than 1,000 fans per game.

NOTES

The SEC has sent 33 teams to the College World Series since 1990. That was accomplished despite no SEC teams making the field in 1992. LSU has been to Omaha 10 times and Florida and Georgia four times, while South Carolina, Mississippi State and Tennessee have been three times each. Auburn has been once, while Arkansas advanced in 2004.

SEC teams have won six of the last 17 national championships, with LSU winning five (1991, 1993, 1996, 1997, 2000) and Georgia claiming the 1990 title. The SEC has finished runner-up three times in that time, 1997, 2002 and 2005.

SEC teams are 61-57 since 1990 in Omaha, a 51.7 winning percentage. Not counting games against each other, the SEC has a 46-43 record in the CWS since 1990, a 51.7 winning percentage.

The SEC has averaged nearly eight games played per year in the College World Series since 1990. In 2004, 12 of the 15 games played in Omaha involved a SEC team. In 1997, the SEC had a team in 13 of the 14 games played in the CWS. Since 1990, an SEC team played in 103 of the 239 games played in the College World Series, an amazing 43 percent of games.

The SEC has sent nine of its 12 schools to the College World Series since 1990 - Alabama, Arkansas, Auburn, Florida, Georgia, LSU, Mississippi State, South Carolina and Tennessee.

Since 1990, 108 SEC squads have been invited to the NCAA Tournament, an average over six per season. The SEC set yet another NCAA record in both 2004 and 2005 with nine teams earning postseason berths. The SEC also had a NCAA-record five teams earn regional host sites in 2004 and 2006.

The SEC has had an NCAA-high 10 different teams compete in the 56-year history of the College World Series. In those appearances, the conference has registered a 83-98 record, a 45.8 winning percentage.

Since 1990, 22 SEC squads have posted 50-plus win seasons, while 82 have won 40-plus games in a season, including five teams in 2006.

The SEC posted a 253-92 record against non-conference foes in 2006, a 73.3 winning percentage. Since 1990, the SEC has accumulated a 4065-1536-4 record against non-conference teams, a 72.5 winning percentage.

SEC teams have also been strong in the polls. Since 1990, 80 conference teams have appeared in the final *Baseball America* poll, 85 in the final *Collegiate Baseball* poll and, since 1992, 77 in the final *ESPN* coaches poll.

CAROLINA BASEBALL

SEC OPPONENTS

Alabama Crimson Tide

SERIES HISTORY

Series Record: Alabama leads 21-20
Series Began/Last Meeting:..... 1973/2006

UNIVERSITY INFORMATION

Location: Tuscaloosa, Alabama
Founded (Enrollment): 1831 (21,750)
Colors: Crimson & White
Nickname: Crimson Tide
Conference: Southeastern
President: Dr. Robert E. Witt
Athletics Director: Mal Moore

SPORTS INFORMATION DEPARTMENT

Baseball SID: Barry Allen
Sports Information Phone:..... (205) 348-6084
Sports Information FAX: (205) 348-8841
E-Mail: ballen@ia.ua.edu
Internet Address: www.rolltide.com

BASEBALL INFORMATION

Head Coach: ..Jim Wells (Northwestern State, 1981)
Overall Record (Years):..... 717-332 (17)
At Alabama (Years): 525-243 (12)
Assistant Coaches: Joe Raccuia, B.J. Green,
..... Chad Oxendine
Baseball Office Phone: (205) 349-4029
NCAA Appearances (Last): 18 (2006)
2006 Record: Overall; 44-21; SEC: 20-10
Conference Finish: 1st West, T1st Overall
Postseason: NCAA Super Regional (Tuscaloosa) (1-2)
Lettermen Returning/Lost: 15/8
Position Starters Returning/Lost: 4/5
Pitchers Returning/Lost: 8/3

STADIUM INFORMATION

Stadium (Capacity): Sewell-Thomas (6,118)
Dimensions: L-325; C-400; R-325; A-365
Press Box Phone: (205) 348-4927

Auburn Tigers

SERIES HISTORY

Series Record: South Carolina leads 25-15
Series Began/Last Meeting:..... 1927/2006

UNIVERSITY INFORMATION

Location: Auburn, Ala.
Founded (Enrollment): 1856 (23,544)
Colors: Burnt Orange & Navy Blue
Nickname: Tigers
Conference: Southeastern
President: Dr. Ed Richardson
Athletics Director: Jay Jacobs

SPORTS INFORMATION DEPARTMENT

Baseball SID: Dan Froehlich
Sports Information Phone:..... (334) 844-9803
Sports Information FAX: (334) 844-9807
E-Mail: froehdp@auburn.edu
Internet Address: www.auburntigers.com

BASEBALL INFORMATION

Head Coach: Tom Slater (VMI, 1990)
Overall Record (Years):..... 106-160 (6)
At Auburn (Years): 56-60 (2)
Assistant Coaches: ..Matt Meyers, Butch Thompson,
..... Karl Nonemaker
Baseball Office Phone: (334) 844-4975
NCAA Appearances (Last): 17 (2005)
2006 Record: Overall; 22-34; SEC: 9-21
Conference Finish: 6th West, 12th Overall
Postseason: N/A
Lettermen Returning/Lost: 23/14
Position Starters Returning/Lost: 7/2
Pitchers Returning/Lost: 7/3

STADIUM INFORMATION

Stadium (Capacity): Plainsman Park (4,096)
Dimensions: L-315; C-385; R-331; A-335,360
Press Box Phone: (334) 844-4138

Georgia Bulldogs

SERIES HISTORY

Series Record: South Carolina leads 47-42
Series Began/Last Meeting:..... 1896/2006

UNIVERSITY INFORMATION

Location: Athens, Ga.
Founded (Enrollment): 1785 (33,900)
Colors: Red & Black
Nickname: Bulldogs
Conference: Southeastern
President: Dr. Michael Adams
Athletics Director: Damon Evans

SPORTS INFORMATION DEPARTMENT

Baseball SID: Christopher Lakos
Sports Information Phone:..... (706) 542-1621
Sports Information FAX: (706) 542-7993
E-Mail: clakos@sports.uga.edu
Internet Address: www.georgiadogs.com

BASEBALL INFORMATION

Head Coach: David Perno (Georgia, 1991)
Overall Record (Years):..... 183-126 (5)
At Georgia (Years): 183-126 (5)
Assistant Coaches: Doug Sisson, Jason Eller,
..... Brady Wiederhold
Baseball Office Phone: (706) 542-7971
NCAA Appearances (Last): 8 (2005)
2006 Record: Overall; 47-23; SEC: 18-12
Conference Finish: 2nd East, 3rd Overall
Postseason: College World Series (T7th)
Lettermen Returning/Lost: 16/12
Position Starters Returning/Lost: 5/4
Pitchers Returning/Lost: 8/4

STADIUM INFORMATION

Stadium (Capacity): Foley Field (3,791)
Dimensions: L-345, C-404, R-314, A-365
Press Box Phone: (706) 542-6161

Arkansas Razorbacks

SERIES HISTORY

Series Record: Series is tied 19-19
Series Began/Last Meeting:..... 1973/2005

UNIVERSITY INFORMATION

Location: Fayetteville, Ark.
Founded (Enrollment): 1871 (17,938)
Colors: Cardinal & White
Nickname: Razorbacks
Conference: Southeastern
Chancellor: Dr. John A. White
Athletics Director: Frank Broyles

SPORTS INFORMATION DEPARTMENT

Baseball SID: Josh Maxson
Sports Information Phone:..... (479) 575-6862
Sports Information FAX: (479) 575-7481
E-Mail: jmaxson@uark.edu
Internet Address: www.hogwired.com

BASEBALL INFORMATION

Head Coach: Dave Van Horn (Arkansas, 1988)
Overall Record (Years):..... 478-246 (12)
At Alabama (Years): 158-89 (4)
Assistant Coaches: Dave Jom, Todd Butler,
..... Bubbs Merrill
Baseball Office Phone: (479) 575-3655
NCAA Appearances (Last): 19 (2006)
2006 Record: Overall; 39-21; SEC: 18-12
Conference Finish: 2nd West, T3rd Overall
Postseason: NCAA Regional (Fayetteville) (1-2)
Lettermen Returning/Lost: 14/15
Position Starters Returning/Lost: 6/3
Pitchers Returning/Lost: 6/7

STADIUM INFORMATION

Stadium (Capacity): Baum Stadium (10,737)
Dimensions: L-320; C-400; R-320; A-375
Press Box Phone: (479) 575-4141

Florida Gators

SERIES HISTORY

Series Record: South Carolina leads 28-21
Series Began/Last Meeting:..... 1919/2006

UNIVERSITY INFORMATION

Location: Gainesville, Fla.
Founded (Enrollment): 1853 (49,000)
Colors: Orange & Blue
Nickname: Gators
Conference: Southeastern
President: Dr. J. Bernard Machen
Athletics Director: Jeremy Foley

SPORTS INFORMATION DEPARTMENT

Baseball SID: John Hines
Sports Information Phone: (352) 375-4683 xt. 6130
Sports Information FAX: (352) 375-4809
E-Mail: johnh@gators.uua.ufl.edu
Internet Address: www.gatorzone.com

BASEBALL INFORMATION

Head Coach: Pat McMahon (Stetson, 1976)
Overall Record (Years):..... 555-287-1 (14)
At Florida (Years): 202-113-1 (5)
Assistant Coaches: Ross Jones, Tim Parenton,
..... Don Norris
Baseball Office Phone: (352) 375-4683 xt. 4457
NCAA Appearances (Last): 23 (2005)
2006 Record: Overall; 28-28; SEC: 10-20
Conference Finish: 6th East, 11th Overall
Postseason: N/A
Lettermen Returning/Lost: 21/11
Position Starters Returning/Lost: 3/6
Pitchers Returning/Lost: 12/3

STADIUM INFORMATION

Stadium (Capacity): McKethan Stadium (5,500)
Dimensions: L-329; C-400; R-325; A-365,375
Press Box Phone: (352) 375-4683 xt. 4355

Kentucky Wildcats

SERIES HISTORY

Series Record: South Carolina leads 31-24
Series Began/Last Meeting:..... 1959/2006

UNIVERSITY INFORMATION

Location: Lexington, Ky.
Founded (Enrollment): 1865 (26,900)
Colors: Blue and White
Nickname: Wildcats
Conference: Southeastern
President: Dr. Lee T. Todd Jr.
Athletics Director: Mitch Barnhart

SPORTS INFORMATION DEPARTMENT

Baseball SID: Brent Ingram
Sports Information Phone:..... (859) 257-3838
Sports Information FAX: (859) 323-4310
E-Mail: brent.ingram@uky.edu
Internet Address: www.ukathletics.com

BASEBALL INFORMATION

Head Coach: ..John Cohen (Mississippi State, 1990)
Overall Record (Years):..... 243-158 (7)
At Kentucky (Years): 97-74 (3)
Assistant Coaches: Brad Bohannon, Gary Henderson,
..... Nick Mingione
Baseball Office Phone: (859) 257-8052
NCAA Appearances (Last): 5 (2006)
2006 Record: Overall; 44-17; SEC: 20-10
Conference Finish: 1st East, T1st Overall
Postseason: NCAA Regional (Lexington) 2-2
Lettermen Returning/Lost: 16/12
Position Starters Returning/Lost: 5/4
Pitchers Returning/Lost: 8/5

STADIUM INFORMATION

Stadium (Capacity): Cliff Hagan Stadium (3,000)
Dimensions: L-340; C-390; R-310; A-365
Press Box Phone: (859) 257-9013

CAROLINA BASEBALL

LSU Tigers

SERIES HISTORY

Series Record:LSU leads 21-18-1
Series Began/Last Meeting:..... 1992/2006

UNIVERSITY INFORMATION

Location:Baton Rouge, La.
Founded (Enrollment): 1860 (30,584)
Colors: Purple and Gold
Nickname: Fighting Tigers
Conference: Southeastern
President:Dr. William L. Jenkins
Athletics Director: J. Stanley "Skip" Bertman

SPORTS INFORMATION DEPARTMENT

Baseball SID: Bill Franques
Sports Information Phone:..... (225) 578-2527
Sports Information FAX: (225) 578-1861
E-Mail: wfranqu@lsu.edu
Internet Address: www.lsusports.net

BASEBALL INFORMATION

Head Coach: Paul Mainieri (Fla. International, 1980)
Overall Record (Years):.....864-492-4 (24)
At LSU (Years):First season
Assistant Coaches: Terry Rooney, Cliff Godwin,
..... Blair Barbier
Baseball Office Phone:..... (225) 578-4148
NCAA Appearances (Last): 21 (2005)
2006 Record:Overall: 35-24; SEC: 13-17
Conference Finish:4th West, 8th Overall
Postseason:N/A
Lettermen Returning/Lost: 20/12
Position Starters Returning/Lost: 5/4
Pitchers Returning/Lost:7/7

STADIUM INFORMATION

Stadium (Capacity):Alex Box Stadium (7,760)
Dimensions:L-330; C-405; R-330; A-365
Press Box Phone:(225) 578-4149

Mississippi State Bulldogs

SERIES HISTORY

Series Record: South Carolina leads 22-21
Series Began/Last Meeting:..... 1981/2006

UNIVERSITY INFORMATION

Location:Starkville, Miss.
Founded (Enrollment): 1878 (16,206)
Colors: Maroon & White
Nickname: Bulldogs
Conference: Southeastern
President:Dr. Robert H. Foglesong
Athletics Director: Larry Templeton

SPORTS INFORMATION DEPARTMENT

Baseball SID:Joe Dier
Sports Information Phone:..... (662) 325-8040
Sports Information FAX: (662) 325-3600
E-Mail:jbdier@athletics.msstate.edu
Internet Address: www.msstateathletics.com

BASEBALL INFORMATION

Head Coach: Ron Polk (Grand Canyon Univ., 1965)
Overall Record (Years):.....1,312-647-2 (33)
At Mississippi State (Years):1,078-535-2 (27)
Assistant Coaches: Russ McNickle, Tommy Raffo
..... Wade Hedges
Baseball Office Phone:..... (662) 325-3597
NCAA Appearances (Last): 22 (2006)
2006 Record:Overall: 37-23; SEC 12-17
Conference Finish:5th West, 9th Overall
Postseason: NCAA Regional (Clemson) 2-2
Lettermen Returning/Lost: 18/8
Position Starters Returning/Lost: 5/4
Pitchers Returning/Lost:10/5

STADIUM INFORMATION

Stadium (Capacity): Polk-Dement Stadium (15,000)
Dimensions:L-330; C-390; R-326
Press Box Phone:(662) 325-3776

Vanderbilt Commodores

SERIES HISTORY

Series Record: South Carolina leads 38-12
Series Began/Last Meeting:..... 1992/2006

UNIVERSITY INFORMATION

Location:Nashville, Tenn.
Founded (Enrollment): 1873 (6,402)
Colors:Black and Gold
Nickname: Commodores
Conference: Southeastern
Chancellor:Dr. E. Gordon Gee
Director of Sports Operation: Kevin Colon

SPORTS INFORMATION DEPARTMENT

Baseball SID:Thomas Samuel
Sports Information Phone:..... (615) 343-0020
Sports Information FAX: (615) 343-7064
E-Mail: thomas.samuel@vanderbilt.edu
Internet Address: www.vucommodores.com

BASEBALL INFORMATION

Head Coach: Tim Corbin (Ohio Wesleyan, 1984)
Overall Record (Years):..... 144-95 (4)
At Vanderbilt (Years): 144-95 (4)
Assistant Coaches:Derek Johnson, Erik Bakich,
..... Blake Allen
Baseball Office Phone:..... (615) 322-3716
NCAA Appearances (Last): 5 (2006)
2006 Record:Overall: 38-27; SEC: 16-14
Conference Finish:3rd East, 6th Overall
Postseason:NCAA Regional (Atlanta) 2-2
Lettermen Returning/Lost: 27/4
Position Starters Returning/Lost: 8/1
Pitchers Returning/Lost:10/2

STADIUM INFORMATION

Stadium (Capacity): Charles Hawkins Field (2,027)
Dimensions:L-310, C-400, R-330, A-375
Press Box Phone:(615) 320-0436

Ole Miss Rebels

SERIES HISTORY

Series Record: South Carolina leads 22-13
Series Began/Last Meeting:..... 1994/2006

UNIVERSITY INFORMATION

Location:Oxford, Miss.
Founded (Enrollment): 1848 (17,325)
Colors: Cardinal Red & Navy Blue
Nickname: Rebels
Conference: Southeastern
Chancellor:Dr. Robert C. Khayat
Athletics Director:Pete Boone

SPORTS INFORMATION DEPARTMENT

Baseball SID: Bill Bunting
Sports Information Phone:..... (662) 915-7522
Sports Information FAX: (662) 915-7006
E-Mail: wbunting@olemiss.edu
Internet Address: www.olemissports.com

BASEBALL INFORMATION

Head Coach:Mike Bianco (LSU, 1989)
Overall Record (Years):.....342-203-1 (9)
At Ole Miss (Years):242-132-1 (6)
Assistant Coaches: Rob Reinstette, Kyle Bunn,
..... Carl Lafferty
Baseball Office Phone:..... (662) 926-6643
NCAA Appearances (Last): 12 (2006)
2006 Record:Overall: 44-22; SEC: 17-13
Conference Finish:2nd West, 4th Overall
Postseason:NCAA Super Regional (Oxford) (1-2)
Lettermen Returning/Lost: 17/9
Position Starters Returning/Lost: 5/4
Pitchers Returning/Lost:6/4

STADIUM INFORMATION

Stadium (Capacity):Swayze Field (3,500)
Dimensions:L-330; C-390; R-330; A-360
Press Box Phone:(662) 915-7858

Tennessee Volunteers

SERIES HISTORY

Series Record: South Carolina leads 34-30
Series Began/Last Meeting:..... 1912/2006

UNIVERSITY INFORMATION

Location:Knoxville, Tenn.
Founded (Enrollment): 1794 (25,058)
Colors: Orange and White
Nickname: Volunteers
Conference: Southeastern
President:Dr. John D. Petersen
Athletics Director: Mike Hamilton

SPORTS INFORMATION DEPARTMENT

Baseball SID:Tom Satkowiak
Sports Information Phone:..... (865) 974-4947
Sports Information FAX: (865) 974-1269
E-Mail:tsatkowi@tennessee.edu
Internet Address: www.utsports.com

BASEBALL INFORMATION

Head Coach: Rod Delmonico (Liberty, 1980)
Overall Record (Years):.....665-371 (17)
At Tennessee (Years):665-371 (17)
Assistant Coaches: Larry Simcox, Mike Bell,
..... Joe Wingate
Baseball Office Phone:..... (865) 974-2057
NCAA Appearances (Last): 9 (2005)
2006 Record:Overall: 31-24; SEC: 11-18
Conference Finish:5th East, 10th Overall
Postseason:N/A
Lettermen Returning/Lost: 10/9
Position Starters Returning/Lost: 5/4
Pitchers Returning/Lost:5/5

STADIUM INFORMATION

Stadium (Capacity): Lindsey Nelson Stadium (4,000)
Dimensions:L-320; C-404; R-330; A-360, 358
Press Box Phone:(865) 974-3376

SEC BASEBALL SID DIRECTORY

Alabama (Barry Allen).....(205) 348-6084
..... ballen@ia.edu
Arkansas (Josh Maxson)(479) 575-6862
..... jmaxson2uark.edu
Auburn (Dan Froehlich)(334) 844-9803
..... froehdp@auburn.edu
Florida (John Hines) (352) 375-4683 xt. 6130
..... johnh@gators.uaa.ufl.edu
Georgia (Christopher Lakos).....(706) 542-1621
..... clakos@sports.uga.edu
Kentucky (Brent Ingram).....(859) 257-3838
..... brent.ingram@uky.edu
LSU (Bill Franques)(225) 578-2527
..... wfranqu@lsu.edu
Ole Miss (Bill Bunting).....(662) 915-7522
..... wbunting@olemiss.edu
Mississippi State (Joe Dier)(662) 325-8040
..... jbdier@athletics.msstate.edu
Tennessee (Tom Stakowiak)(865) 974-1212
..... tsatkowi@tennessee.edu
Vanderbilt (Thomas Samuel).....(615) 322-4121
..... thomas.samuel@vanderbilt.edu
SEC Office (Chuck Dunlap).....(205) 458-3010
..... cdunlap@sec.org

CAROLINA BASEBALL

NON-CONFERENCE OPPONENTS

Appalachian State Mountaineers

SERIES HISTORY

Series Record: South Carolina leads 7-1
Series Began/Last Meeting: 1972/1999

UNIVERSITY INFORMATION

Location: Boone, N.C.
Founded (Enrollment): 1899 (14,800)
Colors: Black & Gold
Nickname: Mountaineers
Conference: Southern
President: Dr. Kenneth E. Peacock
Athletics Director: Charlie Cobb

SPORTS INFORMATION DEPARTMENT

Baseball SID: Mike Flynn
Sports Information Phone: (828) 262-2845
Sports Information FAX: (828) 262-6106
E-Mail: flynnmh@appstate.edu
Internet Address: www.goasu.com

BASEBALL INFORMATION

Head Coach: Chris Pollard (Davidson, 1996)
Overall Record (Years): 174-180-1 (7)
At Appalachian State (Years): 34-73-1 (2)
Assistant Coaches: Matt Boykin, Josh Jordan,
..... Craig Scheffler
Baseball Office Phone: (828) 262-6097
NCAA Appearances (Last): N/A
2006 Record: Overall: 24-31-1; Conf.: 9-18
Conference Finish: 8th
Postseason: N/A
Lettermen Returning/Lost: 17/8
Position Starters Returning/Lost: 6/3
Pitchers Returning/Lost: 7/3

STADIUM INFORMATION

Stadium (Capacity): Jim & Betty Smith Stad. (2,000)
Dimensions: L-330; C-400; R-330; A-370
Press Box Phone: TBA

Clemson Tigers

SERIES HISTORY

Series Record: Clemson leads 162-111-2
Series Began/Last Meeting: 1899/2006

UNIVERSITY INFORMATION

Location: Clemson, S.C.
Founded (Enrollment): 1889 (17,165)
Colors: Burnt Orange & Northwest Purple
Nickname: Tigers
Conference: Atlantic Coast
President: James F. Barker
Athletics Director: Dr. Terry Don Phillips

SPORTS INFORMATION DEPARTMENT

Baseball SID: Brian Hennessy
Sports Information Phone: (864) 656-2114
Sports Information FAX: (864) 656-0299
E-Mail: bhennes@clemson.edu
Internet Address: www.clemsontigers.com

BASEBALL INFORMATION

Head Coach: Jack Leggett (Maine, 1976)
Overall Record (Years): 985-549 (27)
At Clemson (Years): 608-259 (13)
Assistant Coaches: Kevin O'Sullivan, Tom Riginos,
..... Russell Triplett
Baseball Office Phone: (864) 656-1947
NCAA Appearances (Last): 32 (2006)
2006 Record: Overall: 53-16; Conf.: 24-6
Conference Finish: 1st
Postseason: College World Series (1-2)
Lettermen Returning/Lost: 17/13
Position Starters Returning/Lost: 4/5
Pitchers Returning/Lost: 2/3

STADIUM INFORMATION

Stadium (Capacity): Doug Kingsmore Stad. (6,000)
Dimensions: L-320; C-400; R-330; A-370, 375
Press Box Phone: (864) 656-7730

Davidson Wildcats

SERIES HISTORY

Series Record: South Carolina leads 39-21-1
Series Began/Last Meeting: 1900/2006

UNIVERSITY INFORMATION

Location: Davidson, N.C.
Founded (Enrollment): 1837 (1,700)
Colors: Red & Black
Nickname: Wildcats
Conference: Southern
President: Bobby Vagt
Athletics Director: Jim Murphy

SPORTS INFORMATION DEPARTMENT

Baseball SID: Rick Bender
Sports Information Phone: (704) 894-2123
Sports Information FAX: (704) 894-2636
E-Mail: ribender@davidson.edu
Internet Address: www.davidson.edu/athletics

BASEBALL INFORMATION

Head Coach: Dick Cooke (Richmond, 1978)
Overall Record (Years): 327-525-1 (17)
At Davidson (Years): 316-493-1 (16)
Assistant Coaches: Mike Zandler,
..... Jeff Arzonico
Baseball Office Phone: (704) 894-2368
NCAA Appearances (Last): None
2006 Record: Overall: 18-33; Conf.: 6-21
Conference Finish: 9th
Postseason: N/A
Lettermen Returning/Lost: 15/10
Position Starters Returning/Lost: 6/3
Pitchers Returning/Lost: 8/3

STADIUM INFORMATION

Stadium (Capacity): Wilson Field (700)
Dimensions: L-320, C-385, R-325
Press Box Phone: (704) 894-2740

Brown Bears

SERIES HISTORY

Series Record: South Carolina leads 2-0
Series Began/Last Meeting: 1967/2005

UNIVERSITY INFORMATION

Location: Providence, Rhode Island
Founded (Enrollment): 1764 (5,892)
Colors: Seal Brown, Cardinal Red & White
Nickname: Bears
Conference: Ivy League
President: Ruth J. Simmons
Athletics Director: Michael Goldberger

SPORTS INFORMATION DEPARTMENT

Baseball SID: Christopher Hatfield
Sports Information Phone: (401) 863-1095
Sports Information FAX: (401) 863-1436
E-Mail: Christopher_Hatfield@brown.edu
Internet Address: www.brownbears.com

BASEBALL INFORMATION

Head Coach: Marek Drabinski (Connecticut, 1991)
Overall Record (Years): 184-257-1 (10)
At Brown (Years): 184-257-1 (10)
Assistant Coaches: William Cilento,
..... TBA
Baseball Office Phone: N/A
NCAA Appearances (Last): N/A
2006 Record: Overall: 16-24; SEC: 12-8
Conference Finish: 3rd Red Rolfe Division
Postseason: N/A
Lettermen Returning/Lost: N/A
Position Starters Returning/Lost: 6/3
Pitchers Returning/Lost: N/A

STADIUM INFORMATION

Stadium (Capacity): Aldrich Field
Dimensions: L-340, C-405, R-325
Press Box Phone: N/A

College of Charleston Cougars

SERIES HISTORY

Series Record: South Carolina leads 37-4
Series Began/Last Meeting: 1899/2001

UNIVERSITY INFORMATION

Location: Charleston, S.C.
Founded (Enrollment): 1770 (11,617)
Colors: Maroon & White
Nickname: Cougars
Conference: Southern
President: Dr. Conrad Festa
Athletics Director: Jerry Baker

SPORTS INFORMATION DEPARTMENT

Baseball SID: Tony Ciuffo
Sports Information Phone: (843) 953-5465
Sports Information FAX: (843) 953-6534
E-Mail: ciuffo@cofc.edu
Internet Address: www.cofcsports.com

BASEBALL INFORMATION

Head Coach: John Pawlowski (Clemson, 1996)
Overall Record (Years): 260-153-1 (7)
At College of Charleston (Years): 260-153-1 (7)
Assistant Coaches: Scott Foxhall, Matt Heath,
..... Chris Morris
Baseball Office Phone: (843) 593-5916
NCAA Appearances (Last): 3 (2006)
2006 Record: Overall: 46-17; Conf.: 20-7
Conference Finish: 2nd
Postseason: NCAA Super Regional (Atlanta) (0-2)
Lettermen Returning/Lost: 19/12
Position Starters Returning/Lost: 5/4
Pitchers Returning/Lost: 4/1

STADIUM INFORMATION

Stadium (Capacity): Patriots Point Field (2,000)
Dimensions: L-300; C-400; R-330; A-375
Press Box Phone: (843) 953-9141

Eastern Michigan Eagles

SERIES HISTORY

Series Record: South Carolina leads 2-1
Series Began/Last Meeting: 1973/1975

UNIVERSITY INFORMATION

Location: Ypsilanti, Mich.
Founded (Enrollment): 1849 (24,500)
Colors: Dark Green & White
Nickname: Eagles
Conference: Mid-American
President: Dr. John A. Fallon
Athletics Director: Derrick Gragg

SPORTS INFORMATION DEPARTMENT

Baseball SID: Mekye Phelps
Sports Information Phone: (734) 487-2144
Sports Information FAX: (734) 485-4568
E-Mail: np Phelps1@emich.edu
Internet Address: www.emueagles.com

BASEBALL INFORMATION

Head Coach: Roger Coryell (Eastern Michigan, 1971)
Overall Record (Years): 512-576-2 (19)
At Elon (Years): 512-576-2 (19)
Assistant Coach: Del Young, Brett Crawford
Baseball Office Phone: (734) 487-0315
NCAA Appearances (Last): 6 (2003)
2006 Record: Overall: 27-27; Conf.: 14-12
Conference Finish: 1st
Postseason: N/A
Lettermen Returning/Lost: 24/7
Position Starters Returning/Lost: 13/3
Pitchers Returning/Lost: 13/2

STADIUM INFORMATION

Stadium (Capacity): Oestrike Stadium (2,000)
Dimensions: L-330, C-390, R-330
Press Box Phone: (734) 487-2835

CAROLINA BASEBALL

NON-CONFERENCE OPPONENTS

Elon Phoenix

SERIES HISTORY

Series Record: South Carolina leads 6-3
Series Began/Last Meeting:..... 1916/2006

UNIVERSITY INFORMATION

Location: Elon, N.C.
Founded (Enrollment): 1889 (5,230)
Colors: Maroon & Gold
Nickname: Phoenix
Conference: Southern
President: Dr. Leo Lambert
Athletics Director: Dave Blank

SPORTS INFORMATION DEPARTMENT

Baseball SID: Chris Rash
Sports Information Phone:..... (336) 278-6712
Sports Information FAX: (336) 278-6768
E-Mail: crash@elon.edu
Internet Address: www.elon.edu/athletics

BASEBALL INFORMATION

Head Coach: Mike Kennedy (Elon, 1991)
Overall Record (Years):..... 319-242-3 (10)
At Elon (Years): 319-242-3 (10)
Assistant Coaches: Greg Starbuck, Robbie Huffstetler,
Jason Simmons
Baseball Office Phone: (336) 278-6741
NCAA Appearances (Last): 2 (2006)
2006 Record: Overall; 45-18; Conf.; 21-6
Conference Finish: 1st
Postseason: NCAA Regional (Clemson) (1-2)
Lettermen Returning/Lost: 18/11
Position Starters Returning/Lost: 6/3
Pitchers Returning/Lost: 8/7

STADIUM INFORMATION

Stadium (Capacity): Latham Park (2,000)
Dimensions: L-317; C-385; R-327; A-360, 380
Press Box Phone: (336) 278-6788

Liberty Flames

SERIES HISTORY

Series Record: South Carolina leads 4-2
Series Began/Last Meeting:..... 1974/2000

UNIVERSITY INFORMATION

Location: Lynchburg, Va.
Founded (Enrollment): 1971 (17,588)
Colors: Red, White & Blue
Nickname: Flames
Conference: Big South
President: Dr. Jerry Falwell
Athletics Director: Jeff Barber

SPORTS INFORMATION DEPARTMENT

Baseball SID: Ryan Bomberger
Sports Information Phone:..... (434) 582-2605
Sports Information FAX: (434) 582-2076
E-Mail: rbomberger@liberty.edu
Internet Address: www.libertyflames.com

BASEBALL INFORMATION

Head Coach: Matt Royer (Liberty, 1980)
Overall Record (Years):..... 435-346 (16)
At Liberty (Years): 111-107 (4)
Assistant Coaches: Randy Tomlin, Terry Weaver,
Reggie Reynolds
Baseball Office Phone: (434) 582-2103
NCAA Appearances (Last): 3 (2000)
2006 Record: Overall; 39-21; Conf.; 13-11
Conference Finish: 5th
Postseason: N/A
Lettermen Returning/Lost: 11/5
Position Starters Returning/Lost: 6/3
Pitchers Returning/Lost: 6/2

STADIUM INFORMATION

Stadium (Capacity): Worthington Stadium (1,000)
Dimensions: L-325; C-390; R-325; A-375
Press Box Phone: (434) 582-2914

Richmond Spiders

SERIES HISTORY

Series Record: South Carolina leads 6-3
Series Began/Last Meeting:..... 1916/2001

UNIVERSITY INFORMATION

Location: Richmond, Va.
Founded (Enrollment): 1830 (2,950)
Colors: Red & Blue
Nickname: Spiders
Conference: Atlantic 10
President: Dr. William E. Cooper
Athletics Director: Jim Miller

SPORTS INFORMATION DEPARTMENT

Baseball SID: Scott Meyer
Sports Information Phone:..... (804) 287-6313
Sports Information FAX: (804) 289-8820
E-Mail: smeyer@richmond.edu
Internet Address: www.richmondspiders.com

BASEBALL INFORMATION

Head Coach: Ron Atkins (Virginia Tech, 1967)
Overall Record (Years):..... 685-512-4 (22)
At Richmond (Years): 685-512-4 (22)
Assistant Coaches: Mark McQueen, Ryan Wheeler,
Joe Frostick
Baseball Office Phone: (804) 289-8391
NCAA Appearances (Last): 8 (2003)
2006 Record: Overall; 22-33; Conf.; 12-15
Conference Finish: 9th
Postseason: N/A
Lettermen Returning/Lost: 19/10
Position Starters Returning/Lost: 8/3
Pitchers Returning/Lost: 6/2

STADIUM INFORMATION

Stadium (Capacity): Pitt Field (600)
Dimensions: L-328; C-390; R-328; A-360
Press Box Phone: (804) 289-836

Furman Paladins

SERIES HISTORY

Series Record: South Carolina leads 99-51-2
Series Began/Last Meeting:..... 1896/2006

UNIVERSITY INFORMATION

Location: Greenville, S.C.
Founded (Enrollment): 1826 (2,630)
Colors: Purple & White
Nickname: Paladins
Conference: Southern
President: Dr. David Shi
Athletics Director: Dr. Gary Clark

SPORTS INFORMATION DEPARTMENT

Baseball SID: Hunter Reid
Sports Information Phone:..... (864) 294-2061
Sports Information FAX: (864) 294-3061
E-Mail: Hunter.Reid@furman.edu
Internet Address: www.furmanpaladins.com

BASEBALL INFORMATION

Head Coach: Ron Smith (Furman, 1979)
Overall Record (Years):..... 321-380 (13)
At Furman (Years): 321-380 (13)
Assistant Coaches: Brent Shade,
Tim Bright
Baseball Office Phone: (864) 294-2146
NCAA Appearances (Last): 5 (2005)
2006 Record: Overall; 32-23; Conf.; 16-11
Conference Finish: 3rd
Postseason: N/A
Lettermen Returning/Lost: 17/12
Position Starters Returning/Lost: 6/4
Pitchers Returning/Lost: 7/5

STADIUM INFORMATION

Stadium (Capacity): Furman Stadium (2,000)
Dimensions: L-330; C-393; R-330; A-350, 371
Press Box Phone: N/A

Oklahoma Sooners

SERIES HISTORY

Series Record: 0-0
Series Began/Last Meeting:..... First Meeting

UNIVERSITY INFORMATION

Location: Norman, Okla.
Founded (Enrollment): 1890 (30,447)
Colors: Crimson & Cream
Nickname: Sooners
Conference: Big 12
President: David Boren
Athletics Director: Joe Castiglione

SPORTS INFORMATION DEPARTMENT

Baseball SID: Craig Moran
Sports Information Phone:..... (405) 325-8231
Sports Information FAX: (405) 325-7623
E-Mail: cmoran@ou.edu
Internet Address: www.soonersports.com

BASEBALL INFORMATION

Head Coach: Sunny Golloway (Okla. Christian, 1984)
Overall Record (Years):..... 392-184 (9)
At Oklahoma (Years): 57-28 (1)
Assistant Coaches: Fred Corral, Tim Tadlock
Damon Minor
Baseball Office Phone: (405) 325-8354
NCAA Appearances (Last): 30 (2006)
2006 Record: Overall; 45-22; Conf.; 17-10
Conference Finish: 3rd
Postseason: NCAA Super Regional (Houston) (1-2)
Lettermen Returning/Lost: 13/14
Position Starters Returning/Lost: 5/4
Pitchers Returning/Lost: 1/3

STADIUM INFORMATION

Stadium (Capacity): L. Dale Mitchell Park (2,700)
Dimensions: L-335, C-411, R-335
Press Box Phone: (405) 325-8

The Citadel Bulldogs

SERIES HISTORY

Series Record: South Carolina leads 114-43-1
Series Began/Last Meeting:..... 1900/2006

UNIVERSITY INFORMATION

Location: Charleston, S.C.
Founded (Enrollment): 1842 (1,900)
Colors: Citadel Blue & White
Nickname: Bulldogs, Cadets
Conference: Southern
President: Lt. Gen. John W. Rosa
Athletics Director: Les Robinson

SPORTS INFORMATION DEPARTMENT

Baseball SID: Melanie Long
Sports Information Phone:..... (843) 953-5120
Sports Information FAX: (843) 953-5058
E-Mail: Melanie.Long@citadel.edu
Internet Address: www.citadelsports.com

BASEBALL INFORMATION

Head Coach: Fred Jordan (The Citadel, 1979)
Overall Record (Years):..... 524-373 (15)
At The Citadel (Years): 524-373 (15)
Assistant Coaches: David Beckley, Stuart Lake,
Randy Carlson
Baseball Office Phone: (843) 953-5285
NCAA Appearances (Last): 12 (2004)
2006 Record: Overall; 34-27; Conf.; 15-12
Conference Finish: 5th
Postseason: N/A
Lettermen Returning/Lost: 19/11
Position Starters Returning/Lost: 5/5
Pitchers Returning/Lost: 10/4

STADIUM INFORMATION

Stadium (Capacity): Joseph P. Riley, Jr. Park (6,000)
Dimensions: L-305, C-398, A-356, 368
Press Box Phone: (843) 965-415

CAROLINA BASEBALL

NON-CONFERENCE OPPONENTS

UNC Asheville Bulldogs

SERIES HISTORY

Series Record: South Carolina leads 4-0
Series Began/Last Meeting: 1975/2003

UNIVERSITY INFORMATION

Location: Asheville, N.C.
Founded (Enrollment): 1927 (3,500)
Colors: Royal Blue & White
Nickname: Bulldogs
Conference: Big South
Chancellor: Dr. Anne Ponder
Athletics Director: Janet Cone

SPORTS INFORMATION DEPARTMENT

Baseball SID: Everett Hutto
Sports Information Phone: (828) 251-6931
Sports Information FAX: (828) 251-6386
E-Mail: ehutto@unca.edu
Internet Address: www.uncabulldogs.com

BASEBALL INFORMATION

Head Coach: Willie Stewart (UNC Asheville, 2000)
Overall Record (Years): 39-77 (2)
At UNC Asheville (Years): 39-77 (2)
Assistant Coaches: Tim Perry, Matt Reid, Bob Fenn
Baseball Office Phone: N/A
NCAA Appearances (Last): 1 (2006)
2006 Record: Overall; 28-35; Conf.; 10-14
Conference Finish: 6th
Postseason: NCAA Regional (Clemson) (0-2)
Lettermen Returning/Lost: 18/7
Position Starters Returning/Lost: 9/0
Pitchers Returning/Lost: 7/3

STADIUM INFORMATION

Stadium (Capacity): Greenwood Field (500)
Dimensions: L-365; R-395; R-375
Press Box Phone: N/A

Western Kentucky Hilltoppers

SERIES HISTORY

Series Record: 0-0
Series Began/Last Meeting: First meeting

UNIVERSITY INFORMATION

Location: Bowling Green, Ky.
Founded (Enrollment): 1906 (18,645)
Colors: Red & White
Nickname: Hilltoppers
Conference: Sun Belt
President: Dr. Gary Ransdell
Athletics Director: Dr. Camden Wood Selig

SPORTS INFORMATION DEPARTMENT

Baseball SID: Chris Glowacki
Sports Information Phone: (270) 745-5388
Sports Information FAX: (270) 782-7898
E-Mail: chris.glowacki@wku.edu
Internet Address: www.wkusports.com

BASEBALL INFORMATION

Head Coach: Chris Finwood (VMI, 1988)
Overall Record (Years): 73-127 (4)
At Western Kentucky (Years): 22-30 (1)
Assistant Coaches: Andrew Slater, Ryan Halla, Jonathan Hadra
Baseball Office Phone: (270) 745-2277
NCAA Appearances (Last): 2 (2004)
2006 Record: Overall; 22-30; Conf.; 5-18
Conference Finish: 8th
Postseason: N/A
Lettermen Returning/Lost: 12/18
Position Starters Returning/Lost: 3/6
Pitchers Returning/Lost: 6/8

STADIUM INFORMATION

Stadium (Capacity): Nick Denes Field (1,500)
Dimensions: N/A
Press Box Phone: (270) 745-4298

Wofford Terriers

SERIES HISTORY

Series Record: 64-22-1
Series Began/Last Meeting: 1895/2006

UNIVERSITY INFORMATION

Location: Spartanburg, S.C.
Founded (Enrollment): 1854 (1,160)
Colors: Old Gold & Black
Nickname: Terriers
Conference: Southern
President: Dr. Benjamin B. Dunlap
Athletics Director: Richard Johnson

SPORTS INFORMATION DEPARTMENT

Baseball SID: Steve Shutt
Sports Information Phone: (864) 597-4093
Sports Information FAX: (864) 597-4129
E-Mail: shuttsj@wofford.edu
Internet Address: www.wofford.edu/athletics

BASEBALL INFORMATION

Head Coach: Steve Traylor (Otterbein, 1973)
Overall Record (Years): 746-637-3 (26)
At Wofford (Years): 122-244 (7)
Assistant Coaches: Scott Brickman, Todd Interdonato, Jason Burke
Baseball Office Phone: (864) 597-4126
NCAA Appearances (Last): None
2006 Record: Overall; 20-37; Conf. 5-22
Conference Finish: 10th
Postseason: N/A
Lettermen Returning/Lost: 19/7
Position Starters Returning/Lost: 7/3
Pitchers Returning/Lost: 7/3

STADIUM INFORMATION

Stadium (Capacity): Russell C. King Field (2,500)
Dimensions: L-325; C-395; R-325; A-375
Press Box Phone: (864) 597-4478

UNC Wilmington Seahawks

SERIES HISTORY

Series Record: South Carolina leads 14-2
Series Began/Last Meeting: 1975/2004

UNIVERSITY INFORMATION

Location: Wilmington, N.C.
Founded (Enrollment): 1947 (12,000)
Colors: Teal (Green), Blue & Gold
Nickname: Seahawks
Conference: Colonial Athletic Association
Chancellor: Dr. Rosemary DePaolo
Athletics Director: Mike Capaccio

SPORTS INFORMATION DEPARTMENT

Baseball SID: Tom Riordan
Sports Information Phone: (910) 962-4099
Sports Information FAX: (910) 962-3686
E-Mail: riordant@uncw.edu
Internet Address: www.uncwsports.com

BASEBALL INFORMATION

Head Coach: Mark Scalf (UNC Wilmington, 1980)
Overall Record (Years): 483-392 (15)
At UNC Wilmington (Years): 483-392 (15)
Assistant Coaches: Randy Hood, Scott Jackson, TBA
Baseball Office Phone: (910) 962-3570
NCAA Appearances (Last): 3 (2006)
2006 Record: Overall; 42-22; Conf.; 17-13
Conference Finish: 5th
Postseason: NCAA Regional (Chapel Hill) (1-2)
Lettermen Returning/Lost: 16/12
Position Starters Returning/Lost: 5/4
Pitchers Returning/Lost: N/A

STADIUM INFORMATION

Stadium (Capacity): Brooks Field (3,500)
Dimensions: L-340; C-380; R-340
Press Box Phone: (910) 395-5141

South Carolina Versus All Opponents

OPPONENT	RECORD	FIRST MET	LAST MET
Alabama	20-21	1973	2006
Alderson Broadus	1-0	1980	1980
Amherst	1-0	1960	1960
Appalachian State	7-1	1972	1999
Arizona State	2-4	1972	1981
Arkansas	18-22	1985	2005
Armstrong State	4-1	1982	1987
Atlanta Baptist	2-0	1971	1971
Auburn	25-15	1927	2006
Augusta	5-1	1977	1991
Austin Peay	1-0	1981	1981
Baylor	1-0	1977	1977
Belmont Abbey	1-0	1967	1967
Benedictine	1-0	1924	1924
Bowling Green	1-1	1967	1967
Brown	2-0	1967	2005
Buffalo	1-0	1969	1969
Butler	3-0	1995	2001
Cal-Riverside	1-0	1972	1972
Cal-State Fullerton	1-2	2004	2004
Campbell	9-2	1978	1993
Carson Newman	5-0	1964	1969
Catholic	0-2	1913	1922
Central Florida*	5-2	1975	2001
Central Michigan	3-3	1972	1974
College of Charleston	37-4	1899	2001
Charleston Southern	65-11	1972	2006
Cincinnati	26-12	1971	1991
Clemson	111-162-2	1899	2006
Cleveland State	3-0	1998	1998
Coastal Carolina	10-5	1976	2002
Connecticut	1-0	1985	1985
Cornell	3-1	1964	1972
Davidson	39-21-1	1900	2006

CAROLINA BASEBALL

Delaware	0-1	1983	1983
Delaware State	9-0	2000	2004
Duke@	35-56-1	1903	2000
Duquesne	13-0	1995	2006
East Carolina	13-4	1958	2004
East Tennessee State	8-0	1971	2002
Eastern Kentucky	1-0	1982	1982
Eastern Michigan	2-1	1973	1975
Eckerd	0-2	1977	1977
Elon	6-3	1916	2006
Erskine	65-17	1897	1990
Florida	28-21	1919	2006
Florida International	5-1	1984	1998
Florida Southern	0-1	1977	1977
Florida State	10-19	1969	1991
Francis Marion	12-2	1975	1987
Frostburg State	2-0	1974	1974
Furman	99-51-2	1896	2006
Gardner Webb	2-0	1973	2003
George Mason	9-1	1974	2004
George Washington	5-0	1993	1999
Georgetown	0-1	1922	1922
Georgia	47-42	1896	2006
Georgia Southern	83-48	1959	1997
Georgia Southwestern	2-0	1981	1981
Georgia State	6-4	1972	1988
Georgia Tech	34-16-1	1928	2005
Guilford	6-9-1	1903	1919
High Point	2-0	1973	1973
Hobart	1-1	1902	1902
Howard	7-0	1975	1982
Hunter	1-0	1974	1974
Illinois	3-0	1994	1994
Jacksonville	9-11	1975	1996
James Madison	8-1	1975	2003
Kansas	1-0	1992	1992
Kent&	5-2	1965	1997
Kentucky	31-24	1959	2006
Lafayette	2-13	1898	1915
LaSalle	2-0	1985	1985
Lenoir Rhyne	3-1	1924	1979
Liberty#	4-2	1974	2000
Limestone	1-0	1989	1989
Longwood	3-0	2005	2005
Los Angeles State	1-0	1977	1977
Louisiana-Lafayette	1-2	2000	2000
Louisiana State	18-21-1	1992	2006
Louisville	32-4	1972	1991
Lynchburg	1-1	1920	1920
Maine	6-1	1981	1986
Marshall	4-0	1975	1998
Maryland	16-25	1920	1980
Massachusetts	1-1	1969	1969
Memphis%	11-2	1981	1991
Mercer	28-8	1901	1989
Methodist	3-0	1983	1987
Miami (Fla.)	9-23	1974	2004
Miami (Ohio)	3-1	1973	1975
Michigan	2-1	1986	2005
Michigan State	5-16	1935	1958
Minnesota	1-0	2005	2005
Mississippi	21-13	1994	2006
Mississippi State	22-21	1981	2006
Morehead State	2-0	1994	1994
Morris Harvey	1-0	1979	1979
Navy	0-1	1920	1920
Nebraska	1-0	2002	2002
New Orleans	8-6	1984	2005
Newberry	52-34-2	1900	1991
Niagara	3-0	2005	2005
North Carolina	34-53-1	1903	2004
North Carolina Asheville	4-0	2000	2003
North Carolina Charlotte	20-7	1979	1996
North Carolina State\$	21-33	1906	1992
North Carolina Wilmington	14-2	1975	2004
Northwestern	7-5	1986	1995
Notre Dame	1-1	1992	1992
Oglethorpe	0-4	1919	1924

Ohio	12-6	1938	1995
Ohio State	13-6	1960	1988
Oklahoma State	0-3	1981	1985
Old Dominion	18-4	1973	2003
Pembroke State	3-0	1981	1982
Penn State	1-1	1912	1912
Pepperdine	0-1	2005	2005
Pfeiffer	11-1	1963	1986
Pittsburgh	2-0	1939	1941
Presbyterian	38-19	1901	1998
Princeton	3-1	1970	2001
Purdue	1-0	2002	2002
Radford	13-3	1994	2006
Richmond	6-3	1916	2001
Roanoke	1-0	1914	1914
Rollins	3-8	1936	1986
St. John's	1-0	1985	1985
St. Leo	2-0	1975	1975
St. Mary's	1-2	1906	1915
Santa Clara	0-1	1972	1972
Seton Hall	5-1	1975	2002
Sewanee	0-1	1899	1899
Shippensburg State	2-1	1967	1967
South Alabama	3-7	1973	1989
South Florida	3-3	1977	1990
SIU-Carbondale	2-0	1977	1984
SIU-Edwardsville	3-0	1977	1978
Southern Mississippi	9-5	1984	1991
Stanford	1-6	1972	2003
Stetson	12-2	1972	2003
Tampa	0-0-1	1977	1977
Taylor	2-0	1971	1971
Temple	2-0	1974	1981
Tennessee	34-30	1912	2006
Tennessee Temple	1-0	1976	1976
Texas	0-3	1975	2002
Texas Tech	1-0	1998	1998
The Citadel	114-43-1	1900	2006
Toledo	2-0	1970	1976
Towson State	2-0	1988	1993
Tulane	4-3	1984	1991
UCLA	0-1	1972	1972
Vanderbilt	38-12	1992	2006
Virginia	34-28	1909	2006
Virginia Christian	2-0	1911	1913
Virginia Commonwealth	3-0	2001	2002
Virginia Military Institute	6-5	1911	1998
Virginia Tech	32-31	1910	1993
Wagner	1-0	1992	1992
Wake Forest	34-40	1897	2000
Washington & Lee	9-6	1910	1962
West Georgia	1-0	1979	1979
West Virginia	13-4	1930	1997
West Virginia Wesleyan	4-0	1914	1915
Western Carolina	24-6-1	1971	2003
Western Michigan	0-1	1990	1990
Wheaton	1-0	1982	1982
Wichita State	1-5	1990	1993
William & Mary	6-1	1912	2006
Wingate	6-0	1980	1986
Winthrop	14-6	1980	1999
Wisconsin	1-0	1976	1976
Wright State	2-0	1994	1994
Wofford	64-22-1	1895	2006
Xavier	1-0	1989	1989
Yale	12-2	1921	2006
Military Teams	19-22	1918	1950
Other Non-Collegiate	64-17-1	1892	1935
TOTALS	2,084-1,311-17	1892	2006

BOLD INDICATES 2007 OPPONENT

* - Name changed from Florida Tech 1979

! - Name changed from Baptist College 1990


@ - Name changed from Trinity College 1926

& - Name changed from Kent State University in 1994

% - Name changed from Memphis State University in 1994

- Formerly Liberty Baptist College

\$ - Formerly North Carolina A&M



EASTON SPORTS

Proud Supplier of

GAMECOCK BASEBALL



EASTON
PLAY WITH IT. OR AGAINST IT.

www.eastonsports.com



Season in Review





GAMECOCKS REACH NCAA SUPER REGIONAL FOR SIXTH TIME IN SEVEN YEARS

2006 SOUTH CAROLINA SCHEDULE

FEBRUARY		
10	ELON	W, 5-4 (11)
11	ELON	L, 1-2
12	ELON	W, 8-3
17	RADFORD	W, 7-0
18	RADFORD	W, 5-2
19	RADFORD	W, 2-0
24	DUQUESNE	W, 15-0
26	DUQUESNE	W, 6-3
26	DUQUESNE	W, 12-4
MARCH		
4	#1 CLEMSON	W, 6-2
5	at #1 Clemson	L, 4-6
7	WILLIAM & MARY	W, 8-1
10	QUINNIPIAC	W, 10-4
11	QUINNIPIAC	W, 12-0
12	QUINNIPIAC	W, 9-2
14	DAVIDSON	W, 9-2
15	YALE	W, 8-2
17	at Auburn*	W, 12-8 (12)
18	at Auburn* (CSS-TV)	W, 7-3
19	at Auburn*	L, 1-7
21	CHARLESTON SOUTHERN	W, 6-3
22	FURMAN	W, 11-3
24	#9 FLORIDA*	W, 4-1
25	#9 FLORIDA*	W, 6-5
26	#9 FLORIDA* (Sun Sports)	W, 21-4
28	WOFFORD	W, 13-1
31	at #15 LSU*	W, 12-2
APRIL		
1	at #15 LSU*	W, 18-4
2	at #15 LSU*	W, 2-1
5	#7 CLEMSON (CSS-TV)	L, 2-3
7	#10 ALABAMA*	W, 7-6 (11)
9	#10 ALABAMA*	L, 6-8 (7)
9	#10 ALABAMA*	L, 1-6 (7)
12	at #5 Clemson (CSS-TV)	L, 5-10
14	OLE MISS*	W, 1-0
15	OLE MISS* (SEC-TV)	W, 6-3
16	OLE MISS*	L, 6-11
19	THE CITADEL	W, 11-2
21	at #21 Kentucky*	L, 9-10 (11)
22	at #21 Kentucky*	L, 12-15
23	at #21 Kentucky*	L, 9-12
28	#17 MISSISSIPPI STATE*	W, 11-5
29	#17 MISSISSIPPI STATE*	L, 2-7
30	#17 MISSISSIPPI STATE*	W, 9-7 (11)
MAY		
3	at Wofford	L, 8-9 (13)
5	at Georgia*	L, 4-8
6	at Georgia* (SEC-TV)	L, 5-7
7	at Georgia*	L, 4-7
9	at The Citadel	W, 12-3
12	TENNESSEE* (ESPN)	L, 4-5
13	TENNESSEE* (ESPN)	L, 7-8
14	TENNESSEE*	W, 9-2
16	at Furman	W, 15-12
18	at Vanderbilt*	L, 7-8
19	at Vanderbilt* (CSS-TV)	L, 6-10
20	at Vanderbilt*	W, 6-3
24-28	at SEC Baseball Tournament (Hoover, Ala.)	
24	vs. #7 Kentucky	W, 4-2
25	vs. #30 Vanderbilt	L, 1-11 (7)
26	vs. #9 Georgia	L, 10-16
JUNE		
3-5	at NCAA Regional (Charlottesville, Va.)	
3	vs. Evansville	W, 4-2
3	vs. Virginia	W, 8-2
4	vs. Evansville	L, 5-15
5	vs. Evansville	W, 5-1
10-12	at NCAA Super Regional (Athens, Ga.)	
10	at Georgia	W, 15-6
11	at Georgia	L, 5-11
12	at Georgia (if necessary)	L, 6-11

The 2006 season for South Carolina featured a seventh straight appearance in the NCAA Tournament, a spot in the NCAA Super Regional for the sixth time in the last seven years, and the Gamecocks finishing with a 41-25 record, just one win shy of reaching the College World Series.

Carolina had a tremendous start to the year running out of the gates winning 26 of the team's first 29 games of the year. Carolina's 5-4 win over Elon in 11 innings in the season opener marked the first time in the school's 114-year history that the Gamecocks went into extra innings in the season opener. Senior RHP Andy Lambert and senior RHP Shawn Valdes-Fauli did not allow a hit in the final 5.2 innings pitched by Carolina in the season opener. Valdes-Fauli worked a perfect 2.2 innings with two strikeouts to pick up the win for Carolina. Series victories over Elon, Radford and Duquesne got the Gamecocks off to a 8-1 start in the first three weeks of the year.

A Top-10 showdown between South Carolina and Clemson was next and it lived up to its billing with the two teams splitting a pair of games at the beginning of the year. Carolina earned a 6-2 victory at home on Saturday (March 4) and fell to the Tigers 6-4 on Sunday (March 5). Carolina junior pitcher Andrew Cruse was the highlight for the Gamecocks on the weekend with 5.1 shutout innings of work in the Saturday victory. One of the most historic rivalries in all of college baseball, it has been tight between the Gamecocks and Tigers over the last six years, with USC and Clemson tied 14-14.

South Carolina got off to a good start in conference play winning the first three SEC series of the year, the first time the team had accomplished the feat since the 2002 season. The Gamecocks put up outstanding numbers during a nine-game winning streak in late March, early April with six wins over ranked opponents (Florida & LSU). In that stretch, USC outscored opponents a phenomenal 93-24 and hit .344 (114-for-331) with 14 HR and 88 RBI. The pitching staff was stellar in that stretch as well with a team ERA of 2.67 in 81 innings pitched.

A 21-4 victory over Florida on March 26 marked the largest margin of victory for USC since a 19-1 win over Niagara on Feb. 26, 2005. The 17-run victory was the largest for Carolina against an SEC team since a 21-1 win over Vanderbilt on April 18, 1992. The 21 runs were the most scored by Carolina since a 38-0 win over Charleston Southern on February 14, 2004 and the most scored against an SEC team since Ray Tanner has been head coach at Carolina (1997-present).

The sweep over the Gators was followed up by another conference sweep, this time USC taking three games on the road at LSU. It marked the second consecutive year that the Gamecocks had traveled to Baton Rouge and won all three contests. Carolina was outstanding at the plate and on the mound in the LSU series. Carolina outscored LSU 31-7 in three games and batted .304 (34-for-112) with the pitchers allowing just seven runs on 17 hits with a 2.33 ERA. Friday's game featured 12 hits by the Gamecocks including a three-run homer from Justin Smoak and a two-run homer by Neil Giesler. Carolina also pounded out 18 hits in Saturday's 18-4 win over LSU. The 18 hits included four homers from Michael Campbell, Robbie Grinestaff, Trent Kline and Smoak (second of the series.)

The month of April would see the Gamecocks win two key SEC series at home vs. Western Division rivals Ole Miss and Mississippi State. The Ole Miss series got off to a great start with a 1-0 win over the Rebels behind a clutch eight-plus inning performance by Mike Cisco. USC would follow that win up with a 6-3 victory the next day that saw the Gamecocks rally with four runs in the eighth inning including homers from Andrew Crisp and Justin Smoak. The rally excitement would continue the next home series vs. the Bulldogs when Carolina rallied from three runs down in the 11th inning to defeat Mississippi State and take the series with a 9-7 win. The bottom of the 11th featured a three-run pinch-hit homer from Jon Willard followed up by a two-run game-winner by Michael Campbell.

Although May would not be kind to the Gamecocks, Carolina did gain some key victories along the way including a win over the seventh-ranked Kentucky Wildcats in the

CAROLINA BASEBALL

opening round of the SEC Tournament. Trailing 1-0 in the ninth inning, USC would score four runs with Willard again coming through in the clutch with a two-run pinch-hit homer. Willard finished the year with seven home runs with four coming off the bench.

The NCAA Tournament took the second-seeded Gamecocks up the road and north to Charlottesville, Va. where the top seeded and host Virginia Cavaliers waited along with third-seeded Evansville and fourth-seeded Lehigh.

Despite a one day delay of rain and head coach Ray Tanner battling an illness, USC opened the regional with a 4-2 win over Evansville on Saturday, June 3. Freshman right-hander Mike Cisco hurled his first career complete game and Justin Smoak and Trent Kline each doubled twice to help lift Carolina to the win.

That set the stage for the top two seeds later that evening. In Carolina's second game of the day, Phil Disher hit a grand slam home run in the bottom of the third inning and sophomore right-hander Harris Honeycutt did not allow an earned run in six innings of work as South Carolina defeated Virginia 8-2. Honeycutt gave the Gamecocks a solid outing in his six-inning performance as he yielded just five hits and limited the Cavaliers to one run while striking out five batters.

After two scoreless innings, the Gamecocks stormed out to a 5-0 lead in the third inning. Ian Paxton opened the frame with a single to right field and advanced to second base on the Cheyne Hurst sacrifice bunt. Paxton would score the first USC run on a two-out RBI single from Chris Brown that saw Brown advanced to second base on a fielding error by Virginia right fielder Brandon Marsh. With Brown on second and Reese Havens on third base, Virginia elected to intentionally walk Justin Smoak to load the bases and set the stage for designated hitter Phil Disher. On Doolittle's first pitch, Disher launched a towering shot to left center field for his first career grand slam that put the Gamecocks ahead by five runs. It was Carolina's fifth grand slam of the season.

Although USC suffered a 15-5 setback to Evansville the next day, a complete game pitching performance by Wynn Pelzer and with the help of Phil Disher's three-run homer, South Carolina defeated Evansville 5-1 to capture the NCAA Charlottesville Regional championship and advance to the NCAA Super Regional. Disher earned tournament MVP honors and homered three times with 10 RBI throughout the four games.

Five different Gamecock players including tournament MVP Phil Disher were named to the All-Tournament Team. Also on the team were Pelzer, starting pitcher Mike Cisco, second baseman Chris Brown and third baseman Neil Giesler. Disher made the team as designated hitter.


South Carolina would meet a familiar face in the NCAA Super Regional traveling to Athens, Ga. to face the Georgia Bulldogs. Carolina shocked the Bulldogs in the opening game with a 15-6 win that featured one of the most impressive offensive performances in NCAA history.

South Carolina tied an NCAA Division I record for consecutive home runs with five in the second inning on its way to the win. A three-run lead would be extended to 9-0 as Carolina blasted five straight homers off Georgia starter Mickey Westphal and reliever Stephen Dodson. With two outs and a runner on first base, Neil Giesler began the barrage with a two-run homer to right field. Following Giesler was Justin Smoak, who knocked a solo homer to left field to increase the USC lead to six runs. Cleanup hitter Phil Disher was next and he drove his fourth postseason homer to deep left center that gave USC a seven-run cushion and knocked out Westphal. Dodson came in for the Bulldogs and was greeted by Crisp, who hit a 1-1 pitch to left field for his second homer of the game and the fourth consecutive of the inning. The last homer would come off the bat of Robbie Grinestaff, who launched a deep shot to right field. South Carolina finished with eight homers on the afternoon.

The Bulldogs would come back against the Gamecocks though and take the final two games to earn a spot in Omaha. South Carolina got out to an early 4-0 lead in game two but the Bulldogs would score in the middle innings and defeat Carolina 11-5 to push the series to a final game three. Carolina held a 3-2 lead into the fifth inning before Georgia's bats got hot again clinching a spot in Omaha with a 11-6 victory.

SOUTH CAROLINA'S RECORD ...

Overall:	41-25
Non-Conference Record	26-10
SEC Record:	15-15
At Home:	28-8
On Road:	10-14
Neutral:	3-3
At Home (SEC):	9-6
On Road (SEC):	6-10
At Home (Non-Conference):	19-2
On Road (Non-Conference):	4-5
Neutral Site (Non-Conference):	3-3
In Extra Inning Games:	4-2
Vs. Top 25 Teams:	13-12
In February:	8-1
In March:	16-2
In April:	8-10
In May:	5-10
In June:	4-3
Playing a day game:	23-13
Playing a night game:	18-12
In one-run game:	5-7
In two-run game:	4-3
In games decided by three runs or less:	16-13
In five + run game:	21-10
When Scoring First:	28-11
When Opponent Scores First:	13-14
When Leading Entering the 7th Inn.:	35-4
When Trailing Entering the 7th Inn.:	3-19
When Tied Entering the 7th Inn.:	3-2
When Scoring 10+ Runs:	15-2
When Allowing 10+ Runs:	1-11
When Scoring 5 runs or less:	9-14
When Allowing 5 runs or less:	36-3
When out-hitting opponent:	35-2
When matching opponent with hits:	3-6
When out-hit by opponent:	3-17
When hitting at least one home run:	33-20
vs. Starting LHP:	18-12
vs. Starting RHP:	23-13
On Monday:	1-1
On Tuesday:	6-0
On Wednesday:	4-3
On Thursday:	0-2
On Friday:	10-5
On Saturday:	11-5
On Sunday:	9-9
Wearing white-black pinstripes:	7-2
Wearing white-garnet pinstripes:	11-5
Wearing white sleeveless:	1-1
Wearing white uniforms:	3-0
Wearing garnet jersey/white:	8-3
Wearing garnet jersey/grey:	3-3
Wearing garnet jersey/white-garnet pins:	0-2
Wearing black jersey/white-black pins:	3-1
Wearing black jersey/grey pins:	1-1
Wearing grey pinstripes:	4-4
Wearing grey sleeveless:	0-3



CAROLINA'S NON-RETURNEES CAREER STATS

POSITION PLAYERS

Chris Brown

	G	AB	R	H	2B	3B	HR	RBI	SB	AVG.	PO	A	E	FLD
2005	59	197	33	54	9	1	4	34	4	.274	76	92	7	.966
2006	44	137	41	49	10	1	5	19	2	.358	95	111	7	.967
TOTALS	103	334	74	103	19	2	9	53	6	.308	171	203	14	.964

Michael Campbell

	G	AB	R	H	2B	3B	HR	RBI	SB	AVG.	PO	A	E	FLD
2003	66	221	38	60	11	3	5	32	6	.271	99	9	4	.964
2004	70	269	45	84	14	2	14	52	7	.312	117	6	1	.992
2005	64	251	56	79	16	5	8	42	8	.315	135	4	2	.986
2006	55	209	52	76	13	3	4	49	5	.364	119	3	0	1.000
TOTALS	255	950	181	299	54	13	31	175	26	.315	470	22	7	.986

Neil Giesler

	G	AB	R	H	2B	3B	HR	RBI	SB	AVG.	PO	A	E	FLD
2005	45	138	21	35	5	1	6	24	2	.254	97	48	3	.980
2006	63	250	48	88	9	0	4	39	1	.352	51	93	5	.966
TOTALS	108	388	69	123	14	1	10	63	3	.317	148	141	8	.973

Ian Paxton

	G	AB	R	H	2B	3B	HR	RBI	SB	AVG.	PO	A	E	FLD
2005	47	95	15	19	5	0	2	11	0	.200	221	24	5	.980
2006	37	94	15	30	7	0	5	17	0	.319	203	21	1	.996
TOTALS	84	189	30	49	12	0	7	28	0	.259	424	45	6	.987

Mark Stanley

	G	AB	R	H	2B	3B	HR	RBI	SB	AVG.	PO	A	E	FLD
2003	16	6	2	1	0	0	0	1	3	.167	1	0	1	.500
2004	31	23	11	5	1	0	1	6	0	.217	11	0	1	.917
2005	31	61	17	19	5	0	0	7	1	.311	32	2	2	.944
2006	48	95	20	20	3	1	2	5	3	.211	58	1	0	1.000
TOTALS	126	185	50	45	9	1	3	19	7	.243	102	3	4	.963

PITCHERS

Andrew Cruse

	W	L	ERA	G	GS	CG	SV	IP	H	R	ER	BB	SO
2004	0	0	10.12	3	0	0	0	2.2	4	3	3	2	3
2005	3	1	3.54	14	1	0	1	28.0	29	16	11	7	21
2006	4	3	3.79	20	2	0	3	54.2	57	31	23	21	51
TOTALS	7	4	3.90	37	3	0	4	85.1	90	51	37	30	75

John Gregory

	W	L	ERA	G	GS	CG	SV	IP	H	R	ER	BB	SO
2003	0	0	0.00	1	0	0	0	0.1	0	0	0	0	0
2004	0	0	6.75	2	0	0	0	1.1	1	1	1	0	4
2005	0	0	3.68	8	0	0	0	7.1	8	4	3	2	9
2006	0	0	0.00	2	0	0	0	0.2	0	0	0	2	0
TOTALS	0	0	3.72	13	0	0	0	9.2	9	5	4	4	13

Andy Lambert

	W	L	ERA	G	GS	CG	SV	IP	H	R	ER	BB	SO
2005	4	0	4.94	15	2	0	0	31.0	29	17	17	10	26
2006	2	2	6.75	14	1	0	0	25.1	35	19	19	11	25
TOTALS	6	2	5.75	29	3	0	0	56.1	64	36	36	21	51

Shawn Valdes-Fauli

	W	L	ERA	G	GS	CG	SV	IP	H	R	ER	BB	SO
2006	1	0	4.76	12	0	0	3	11.1	9	6	6	4	7

CAROLINA BASEBALL

Overall Batting & Fielding

Overall Record: 41-25; Home: 28-8; Away: 10-14; Neutral: 3-3

(More than 130 plate appearances)

	AVG	GP	AB	R	H	2B	3B	HR	RBI	TB	SLG	BB	HBP	SO	OB%	SF	SH	SB-ATT	PO	A	E	FLD
Michael Campbell	.364	55	209	52	76	13	3	4	49	107	.512	25	15	13	.453	7	3	5-10	119	3	0	1.000
Chris Brown	.358	44	137	41	49	10	1	5	19	76	.555	18	9	13	.463	0	13	2-2	95	111	7	.967
Neil Giesler	.352	63	250	48	88	9	0	4	39	109	.436	27	9	27	.432	1	2	1-1	51	93	5	.966
Trent Kline	.336	53	149	27	50	5	4	4	22	75	.503	6	5	21	.377	2	6	0-2	307	29	3	.991
Andrew Crisp	.328	54	174	31	57	11	0	7	22	89	.511	7	2	17	.361	0	3	3-3	79	27	7	.938
Justin Smoak	.303	66	244	61	74	18	0	17	63	143	.586	40	4	39	.407	2	4	1-2	524	38	3	.995
Robbie Grinestaff	.297	60	202	51	60	8	1	17	58	121	.5999	31	4	53	.399	1	0	1-1	20	0	3	.870
Cheyne Hurst	.292	62	212	40	62	10	3	4	38	90	.425	27	6	28	.378	6	8	5-9	88	3	0	1.000
Reese Havens	.259	65	239	40	62	12	1	4	40	88	.368	30	4	37	.348	3	5	0-2	85	176	9	.967

(Fewer than 130 plate appearances)


Ian Paxton	.319	37	94	15	30	7	0	5	17	52	.553	6	2	16	.369	1	0	0-0	203	21	1	.996
Jon Willard	.304	24	46	10	14	0	0	7	18	35	.761	4	1	18	.373	0	0	0-1	15	1	2	.889
Drew Martin	.276	36	76	9	21	7	0	3	28	37	.487	5	1	23	.329	0	0	0-0	7	0	0	1.000
Phil Disher	.262	28	65	14	17	3	0	6	17	38	.585	2	2	24	.294	0	1	1-1	24	0	0	1.000
James Darnell	.239	51	113	20	27	4	0	3	18	40	.354	12	2	21	.318	2	5	2-3	61	63	8	.939
Jonathan Ratledge	.214	10	14	5	3	0	0	0	3	3	.214	0	3	1	.353	0	0	0-0	0	0	0	.000
Mark Stanley	.211	48	95	20	20	3	1	2	5	31	.326	15	4	24	.342	0	6	3-4	58	1	0	1.000
Harley Lail	.100	7	10	1	1	0	1	0	0	3	.300	1	0	1	.182	0	0	0-0	1	3	0	1.000
Steven Reinhold	.000	11	3	2	0	0	0	0	0	0	.000	0	0	1	.000	0	1	0-1	1	0	0	1.000
Wynn Pelzer	.000	1	0	0	0	0	0	0	0	0	.000	0	0	0	.000	0	0	0-0	0	0	0	.000
Totals	.305	66	2332	487	711	120	15	92	456	1137	.488	256	72	377	.387	25	57	24-42	1771	628	54	.978
Opponents	.258	66	2257	343	583	98	13	60	314	887	.393	241	51	534	.341	15	40	30-50	1724	667	99	.960

Pitching

	ERA	W-L	APP	GS	CG	SHO/CB	SV	IP	H	R	ER	BB	SO	2B	3B	HR	AB	B/AVG.	WP	HBP
Arik Hempy (L)	2.65	2-1	7	7	0	0/1	0	34.0	22	12	10	11	47	4	0	4	122	.180	5	1
Harris Honeycutt (R)	3.33	7-0	16	11	0	0/1	0	67.2	62	30	25	32	65	11	2	7	255	.243	5	3
Andrew Cruse (R)	3.79	4-3	20	2	0	0/0	3	54.2	57	31	23	21	51	7	1	5	214	.266	5	2
Mike Cisco (R)	3.96	7-5	18	14	1	0/4	0	88.2	78	43	39	23	76	15	0	12	330	.236	5	4
Wynn Pelzer (R)	4.15	5-5	20	8	2	0/2	5	80.1	66	38	37	42	66	11	1	8	294	.224	3	7
Will Atwood (L)	5.47	4-2	14	8	0	0/1	0	49.1	58	31	30	10	29	12	2	4	199	.291	2	5
Forrest Beverly (L)	5.60	6-3	17	13	0	0/1	0	52.2	72	49	39	24	55	12	2	8	252	.286	6	3
<i>(Fewer Than 33 Innings)</i>																				
Dozier Taylor (R)	0.00	0-0	1	0	0	0/1	0	1.0	1	0	0	0	0	0	0	3	.333	0	0	
John Gregory (L)	0.00	0-0	2	0	0	0/0	0	0.2	0	0	0	2	0	0	0	2	.000	0	0	
Conor Lalor (R)	4.32	0-1	19	0	0	0/1	0	25.0	26	14	12	16	24	2	2	2	97	.268	3	1
Brandon Todd (R)	4.63	0-0	10	0	0	0/2	0	11.2	15	8	6	5	9	2	0	0	46	.326	3	3
S. Valdes-Fauli (R)	4.76	1-0	12	0	0	0/1	3	11.1	9	6	6	4	7	3	0	1	41	.220	2	3
Jeff Jeffords (R)	5.79	0-1	18	1	0	0/1	0	23.1	26	19	15	15	17	4	0	3	89	.292	0	3
Dan Luczak (R)	5.79	2-0	9	0	0	0/2	0	14.0	9	9	9	9	14	1	0	3	50	.180	4	2
Kyle Brown (R)	6.00	0-1	10	0	0	0/0	0	9.0	9	6	6	4	10	3	0	1	34	.265	1	1
Andy Lambert (R)	6.75	2-2	14	2	0	0/1	0	25.1	35	19	19	11	25	3	0	1	103	.340	5	2
Chase Tucker (L)	7.13	0-1	20	0	0	0/0	0	17.2	18	15	14	4	25	3	3	0	69	.261	1	7
Alex Farotto (L)	8.25	1-0	12	0	0	0/2	0	12.0	17	11	11	8	13	3	0	1	48	.354	3	2
Phil Disher (R)	9.00	0-0	2	0	0	0/0	0	2.0	3	2	2	0	1	2	0	0	9	.333	0	2

Cumulative Scoring By Innings

	1	2	3	4	5	6	7	8	9	EX	TOTAL
South Carolina	65	46	65	55	49	45	63	65	20	14	487
Opponents	29	16	49	53	43	37	45	39	24	8	343



SOUTH CAROLINA TEAM SUPERLATIVES 2006 SEASON

BATTING

At-Bats (most)	50 - at Wofford (5/3)
At-Bats (least)	28 - vs. Radford (2/19)
Runs (most)	21 - vs. Florida (3/26)
Runs (least)	1 - four times, last vs. Vanderbilt (5/25)
Hits (most)	20 - vs. Florida (3/26)
Hits (least)	3 - vs. Alabama (4/9)
RBI's	20 - vs. Florida (3/26)
Doubles	6 - vs. Duquesne (2/26)
	6 - at Furman (5/16)
	6 - vs. Evansville (6/3)
Triples	2 - at Furman (5/16)
Home Runs	8 - at Georgia (6/10)
Total Bases	43 - at Georgia (6/10)
Walks (most)	10 - vs. Quinnipiac (3/10)
Walks (least)	0 - at Auburn (3/18)
	0 - at Georgia (5/7)
Strikeouts (most)	13; at Vanderbilt (5/18)
Strikeouts (least)	1 - four times, last vs. Quinnipiac (3/10)
Sac Hits	3 - five times
Sac Flies	2 - vs. Clemson (3/4)
	2 - vs. Quinnipiac (3/11)
Stolen Bases	2 - vs. Duquesne (2/25-26)
	2 - vs. Elon (2/10)
	2 - vs. Mississippi State (4/28)
Hit By Pitch	4 - vs. William & Mary (3/7)
	4 - vs. Yale (3/15)

FIELDING

Putouts	38 - at Wofford (5/3)
Assists	16 - at LSU (4/1)
Errors	4 - at Kentucky (4/22)
	4 - vs. Evansville (6/3)
Passed Balls	2 - vs. Davidson (3/14)
DPs turned	3 - vs. Quinnipiac (3/11)
	3 - vs. Yale (3/15)
	3 - vs. Charleston Southern (3/21)

PITCHING

Innings Pitched	12.2 - at Wofford (5/3)
Runs Allowed (Most)	16 - vs. Georgia (5/26)
Earned Runs (Most)	12 - vs. Georgia (5/26)
Runs Allowed (Least)	0 - five times, last vs. Ole Miss (4/14)
Walks Allowed (Most)	11 - at Kentucky (4/22)
Walks Allowed (Least)	0 - three times, last vs. Ole Miss (4/14)
Strikeouts	18 - at Auburn (3/18)
Hits Allowed (most)	22 - vs. Georgia (5/26)
Hits Allowed (least)	1 - vs. Radford (2/17)
Doubles Allowed	4 - vs. Mississippi State (4/30)
	4 - at Wofford (5/3)
Triples Allowed	2 - at Georgia (6/10)
	2 - at Georgia (6/12)
Homers Allowed	3 - at Kentucky (4/21)
	3 - at Kentucky (4/23)
	3 - vs. Tennessee (5/13)
	3 - at Furman (5/16)
Wild Pitches	4 - at Vanderbilt (5/19)
Hit Batters	2 - 10 times

SOUTH CAROLINA INDIVIDUAL SUPERLATIVES 2006 SEASON

BATTING

At-Bats	7 - Justin Smoak at Auburn (3/17)
	7 - Drew Martin at Wofford (5/3)
	7 - Michael Campbell at Wofford (5/3)
Runs Scored	5 - Michael Campbell at Furman (5/16)
Hits	5 - Cheyne Hurst vs. Elon (2/12)
RBI's	5 - Robbie Grinestaff vs. Radford (2/17)
	5 - Justin Smoak vs. Duquesne (2/26)
	5 - Robbie Grinestaff vs. Florida (3/26)
	5 - Cheyne Hurst vs. Florida (3/26)
	5 - Robbie Grinestaff at Furman (5/16)
Doubles	3 - Justin Smoak at Furman (5/16)
Triples	1 - 15 times
Home Runs	2 - Robbie Grinestaff vs. Radford (2/17)
	2 - Robbie Grinestaff vs. Florida (3/26)
	2 - Justin Smoak vs. Mississippi State (4/28)
	2 - Andrew Crisp at Georgia (6/10)
	2 - Robbie Grinestaff at Georgia (6/10)
Total Bases	11 - Robbie Grinestaff vs. Florida (3/26)
Walks	4 - Robbie Grinestaff vs. William & Mary (3/7)
Strikeouts	4 - Drew Martin at LSU (4/2/06)
	4 - Robbie Grinestaff vs. Ole Miss (4/16)
Sac Hits	3 - Cheyne Hurst vs. Ole Miss (4/15)
Sac Flies	2 - Cheyne Hurst vs. Clemson (3/4)
Stolen Bases	1 - 24 times
Hit By Pitch	2 - five times

FIELDING (TEAM GAME HIGHS)

Putouts	14 - Justin Smoak vs. LSU (4/1)
Assists	7 - James Darnell vs. Radford (2/19)
	7 - Chris Brown vs. Quinnipiac (3/12)
	7 - Neil Giesler at Furman (5/16)
Errors	2 - Chris Brown at Auburn (3/19)
	2 - Trent Kline at Wofford (5/3)
	2 - Andrew Crisp at Furman (5/16)
Passed Balls	1 - eight times

PITCHING (TEAM GAME HIGHS)

Innings Pitched	9.0 - Wynn Pelzer vs. Tennessee (5/12)
	9.0 - Mike Cisco vs. Evansville (6/3)
	9.0 - Wynn Pelzer vs. Evansville (6/5)
Runs Allowed	8 - Forrest Beverly vs. Alabama (4/9)
	8 - Forrest Beverly vs. Evansville (6/4)
	8 - Wynn Pelzer at Georgia (6/12)
Earned Runs	8 - Forrest Beverly vs. Alabama (4/9)
Walks Allowed	7 - Wynn Pelzer at Georgia (6/12)
Strikeouts	12 - Arik Hempy vs. Florida (3/24)
Hits Allowed	10 - Wynn Pelzer at Georgia (5/5)
	10 - Wynn Pelzer vs. Tennessee (5/12)
	10 - Harris Honeycutt at Georgia (6/10)
Doubles Allowed	3 - Will Atwood at Georgia (5/7)
Triples Allowed	2 - Harris Honeycutt at Georgia (6/10)
Homers Allowed	2 - eight times
Wild Pitches	3 - Alex Farotto at Vanderbilt (5/21)
Hit Batters	2 - six times

CAROLINA BASEBALL

Back to Back Home Runs

South Carolina: 4/15/06 – Justin Smoak and Andrew Crisp hit consecutive home runs in the eighth inning of a 6-3 South Carolina win over Ole Miss at Columbia.

Opponent: 3/10/06 -- Tim Binkoski and Kevin Macilvane hit consecutive home runs in the fourth inning of a 10-4 Quinnipiac loss to South Carolina at Columbia.

Three Consecutive Home Runs

South Carolina: 4/19/06 – Ian Paxton, Robbie Grinestaff and Jon Willard hit consecutive home runs in the fourth inning of a 11-2 South Carolina win over The Citadel at Columbia

Opponent: N/A

Four Consecutive Home Runs

South Carolina: 3/14/80 – Etienne Farquharson, Jim Curl, Mark Boatwright and Paul Hollins hit consecutive home runs in a 7-2 South Carolina win over East Carolina at Columbia.

Opponent: Never.

Five Consecutive Home Runs

South Carolina: 6/10/06 – Neil Giesler, Justin Smoak, Phil Disher, Andrew Crisp and Robbie Grinestaff hit consecutive home runs in a 15-6 South Carolina win over Georgia in the NCAA Super Regional at Athens.

Opponent: Never.

Grand Slam Home Run

South Carolina: 6/3/06 – Phil Disher hit a bases loaded home run in the third inning of an 8-2 South Carolina win over Virginia in the NCAA Regional at Charlottesville.

Opponent: 5/21/05 – Collin Cowgill hit a bases loaded home run in the eighth inning of a 12-9 Kentucky loss to South Carolina at Columbia.

Two Home Run Inning

South Carolina: 2/14/04 – Kevin Melillo hit two home runs in the second inning as South Carolina defeated Charleston Southern 38-0 at Columbia.

Opponent: Never.

Two Home Run Game

South Carolina: 6/10/06 -- Andrew Crisp and Robbie Grinestaff each hit two home runs in a 15-6 South Carolina win over Georgia in the NCAA Super Regional at Athens.

Opponent: 5/3/06 -- Shane Kirkley hit two home runs in a 9-8 13-inning Wofford win over South Carolina at Spartanburg.

Three Home Run Game

South Carolina: 3/23/04 – Landon Powell hit three home runs as South Carolina defeated Georgia 8-2 at Athens.

Opponent: 5/16/99 – Rodney Nye hit three home runs for Arkansas in a 13-5 win over South Carolina at Columbia.

Pinch Hit Home Run

South Carolina: 5/24/06 – Jon Willard hit a two-run pinch hit home run in the 9th inning of a 4-2 South Carolina win over Kentucky at the SEC Tournament in Hoover, Ala.

Opponent: 4/12/02 – J. C. Holt hit a pinch hit home run in the ninth inning of a 4-3 Louisiana State loss to South Carolina at Columbia.

Inside the Park Home Run

South Carolina: 5/19/01 – Garris Gonce hit an inside the park home run in the ninth inning of a 7-6 South Carolina win over Mississippi State in the South-eastern Conference Tournament at Hoover, Ala.

Opponent: 4/20/05 – Tyler Colvin hit an inside the park home run in the third inning of a 7-5 Clemson win over South Carolina at Columbia.

Triple Play

South Carolina: 4/9/99 – South Carolina recorded a triple play in an 8-1 loss to Georgia at Athens (3B Bryon Jeffcoat to C Marcos Rios to 2B Jay Lambert).

Opponent: 5/27/82 – West Virginia recorded a triple play in a 7-0 loss to South Carolina in the NCAA Regional Tournament at Columbia.

Nine Inning Complete Game Shutout

South Carolina: 5/13/05 – Aaron Rawl pitched a nine inning complete game shutout as South Carolina defeated Ole Miss 2-0 in Oxford, Miss.

Opponent: 6/19/04 – Jason Windsor pitched a nine inning complete game shutout as Cal State-Fullerton defeated South Carolina 2-0 in the College World Series at Omaha.

Extra Inning Complete Game Shutout

South Carolina: 4/25/04 – Matt Campbell pitched a 10 inning complete game shutout, allowing three hits, as South Carolina defeated Alabama 1-0 at Columbia.

Opponent: -- NA

No Hit Game

South Carolina: 3/26/75 – Ray Lavigne pitched a no hit game, defeating George Mason 8-0 at Columbia. (Note: The previous day, 3/25/75, Tim Lewis pitched a no hit game, defeating Old Dominion 10-0 at Columbia).

Opponent: -- 2/24/90 – Brad Meyers pitched a no hit game as Northwestern defeated South Carolina 4-0 at Columbia.

Hit For the Cycle

South Carolina: 2/14/04 – Brendan Winn had a single, double, triple and a home run as South Carolina defeated Charleston Southern 38-0 at Columbia.

Opponent: 4/5/03 – Aaron Hill had two singles, a double, triple and a home run as Louisiana State lost to South Carolina 8-5 at Baton Rouge.

2006 SEC Standings

EASTERN DIVISION

Team	SEC	PCT	Overall	PCT
Kentucky*%	20-10	.667	44-17	.721
Georgia	18-12	.600	47-23	.671
Vanderbilt	16-14	.533	38-27	.585
South Carolina	15-15	.500	41-25	.621
Tennessee	11-18	.379	31-24	.564
Florida	10-20	.333	28-28	.500

WESTERN DIVISION

Team	SEC	PCT	Overall	PCT
Alabama@*	20-10	.667	44-21	.677
Arkansas	18-12	.600	39-21	.650
Ole Miss#	17-13	.567	44-22	.667
LSU	13-17	.433	35-24	.593
Mississippi State	12-17	.414	37-23	.617
Auburn	9-21	.300	22-34	.393

* — SEC Eastern Division Champion

@ -- SEC Western Division Champion

% — SEC Co-Champion

— SEC Tournament Champion

2006 SEC TOURNAMENT RESULTS

Wednesday, May 24

GAME 1 - #7 South Carolina (4) vs. #2 Kentucky (2)

GAME 2 - #6 Vanderbilt (9) vs. #3 Georgia (4)

GAME 3 - #8 LSU (4) vs. #1 Alabama (3)

GAME 4 - #5 Ole Miss (9) vs. #4 Arkansas (4)

Thursday, May 25

GAME 5 - Georgia (16) vs. Kentucky (10)

GAME 6 - Alabama (4) vs. Arkansas (3)

GAME 7 - Vanderbilt (11) vs. South Carolina (1)

GAME 8 - Ole Miss (12) vs. LSU (1)

Friday, May 26

GAME 9 - Georgia (16) vs. South Carolina (10)

GAME 10 - Alabama (8) vs. LSU (3)

Saturday, May 27

GAME 11 - Georgia (5) vs. Vanderbilt (4)

GAME 12 - Ole Miss (9) vs. Alabama (2)

GAME 13 - Vanderbilt (11) vs. Georgia (1)

Sunday May 28

GAME 14 - Ole Miss (9) vs. Vanderbilt (3)

2006 All-SEC Team

FIRST TEAM

1B	Ryan Strieby, Kentucky
2B	Jeffrey Rea, Mississippi State
3B	Pedro Alvarez, Vanderbilt
SS	Zack Cozart, Ole Miss
SS	Thomas Berkery, Mississippi State
C	J.P. Arencibia, Tennessee
OF	Emeel Salem, Alabama
OF	Quinn Stewart, LSU
OF	Michael Campbell, South Carolina
DH	Mike Bianucci, Auburn
P	Nick Schmidt, Arkansas
P	Wade LeBlanc, Alabama
RP	Joshua Fields, Georgia

SECOND TEAM

1B	Josh Morris, Georgia
2B	John Shelby, Kentucky
3B	Chris Coghlan, Ole Miss
SS	Michael Hollander, LSU
SS	Reese Havens, South Carolina
C	Kody Valverde, Alabama
C	Sean Coughlin, Kentucky
OF	Jake Dugger, Arkansas
OF	Joey Side, Georgia
OF	Julio Borbon, Tennessee
DH	Robbie Grinestaff, South Carolina
P	David Price, Vanderbilt
P	Bryan Augenstein, Florida
RP	Wynn Pelzer, South Carolina

SEC Player of the Year - Ryan Strieby, Kentucky

SEC Pitcher of the Year - Nick Schmidt, Arkansas

SEC Freshman of the Year - Pedro Alvarez, Vanderbilt

SEC Scholar Athlete of the Year - Emeel Salem, Alabama

SEC Coach of the Year - John Cohen, Kentucky


ALL-FRESHMAN TEAM

1B	Justin Smoak, South Carolina
2B	J.T. Wise, LSU
3B	Pedro Alvarez, LSU
SS	Tony Delmonico, Tennessee
OF	Luke Greinke, Auburn
OF	Jared Bogany, LSU
OF	Andrew Crisp, South Carolina
DH	Mike Bianucci, Auburn
P	Tommy Hunter, Alabama
P	Mike Cisco, South Carolina
RP	Cody Satterwhite, Ole Miss



History & Records





Year	Coach	Record	Runs	Opp	Home	Away	Neutral
1892	None	1-0-0	14	8	1-0-0	0-0-0	0-0-0
1893	None	4-0-0	49	15	4-0-0	0-0-0	0-0-0
1894	No Team						
1895	None	0-1-0	4	7	0-1-0	0-0-0	0-0-0
1896	(Mgr.) E.R. Wilson	3-4-0	63	68	2-3-0	1-1-0	0-0-0
1897	(Mgr.) Lede Hagood	4-3-0	73	77	3-3-0	1-0-0	0-0-0
1898	(Mgr.) W.C. Benet, Jr.	1-4-0	26	54	1-2-0	0-2-0	0-0-0
1899	(Mgr.) J.C. Hughes	1-8-0	47	152	1-5-0	0-3-0	0-0-0
1900	(Mgr.) A.H. Brooker	7-4-0	131	59	5-2-0	2-2-0	0-0-0
1901	(Mgr.) J.D. Ardrey	6-3-0	96	65	4-2-0	1-1-0	1-0-0
1902	(Mgr.) G.B. Timmerman	6-4-0	60	41	5-3-0	1-1-0	0-0-0
1903	W. Augustus Lee	8-3-1	103	63	6-0-1	2-3-0	0-0-0
1904	W. Augustus	3-3-0	39	51	2-2-0	1-0-0	0-1-0
1905	L. William Earle	5-7-1	100	84	4-2-0	1-3-1	0-2-0
1906	George Needham	1-7-0	30	82	1-2-0	0-3-0	0-2-0
1907	Dicky James	11-6-0	92	59	9-1-0	2-3-0	0-2-0
1908	Frank Lohr	10-3-1	68	56	8-0-0	2-3-1	0-0-0
1909	R.C. (Dick) Reid	11-6-0	77	39	8-4-0	2-2-0	1-0-0
1910	Bill Breitenstein	11-5-0	90	52	7-5-0	4-0-0	0-0-0
1911	P.L. Wright	11-6-0	93	82	8-2-0	2-3-0	1-1-0
1912	James G. Driver	11-11-0	138	101	9-3-0	2-7-0	0-1-0
1913	James G. Driver	11-8-1	119	64	9-5-0	2-3-0	0-0-1
1914	G.I. Guerrant	12-7-1	82	78	10-3-0	2-4-1	0-0-0
1915	Syd Smith	6-11-0	80	109	5-6-0	1-5-0	0-0-0
1916	Bill Clark	9-14-0	77	109	6-8-0	2-5-0	1-1-0
1917	Dixon Foster	4-7-2	65	105	2-3-1	1-3-1	1-1-0
1918	Dixon Foster	11-13-0	86	69	10-7-0	1-6-0	0-0-0
1919	Dixon Foster	9-13-0	73	93	7-8-0	2-5-0	0-0-0
1920	Dixon Foster	3-18-0	93	163	0-7-0	1-9-0	2-2-0
1921	Bill Clark	3-12-1	63	117	2-6-0	0-5-1	1-1-0
1922	Bill Clark	8-7-1	95	85	5-0-0	3-6-1	1-1-0
1923	Bill Clark	8-8-0	92	93	6-4-0	1-4-0	0-0-0
1924	Bill Clark	10-8-0	74	98	5-4-0	4-4-0	1-0-0
1925	Branch Bocoock	4-9-0	65	98	3-5-0	1-4-0	0-0-0
1926	Branch Bocoock	6-4-0	53	34	3-1-0	3-2-0	0-1-0
1927	Branch Bocoock	7-8-0	86	91	6-2-0	1-6-0	0-0-0
1928	Billy Laval	7-8-1	83	80	5-3-1	1-4-0	1-1-0
1929	Billy Laval	8-4-0	100	66	5-1-0	2-3-0	1-0-0
1930	Billy Laval	14-5	135	67	10-1-0	2-4-0	2-0-0
1931	Billy Laval	15-3-0	184	59	8-1-0	7-2-0	0-0-0
1932	Billy Laval	16-7-0	184	95	9-3-0	6-4-0	1-0-0
1933	Billy Laval	17-3-0	179	83	11-1-0	6-2-0	0-0-0
1934	Billy Laval	12-3-0	129	43	6-3-0	6-0-0	0-0-0
1935	Dutch Stamman	8-10-0	77	96	5-4-0	3-6-0	0-0-0
1936	Dutch Stamman	5-9-1	70	108	2-4-1	3-5-0	0-0-0
1937	Dutch Stamman	5-6-0	71	78	2-3-0	3-3-0	0-0-0
1938	Catfish Smith	12-7-0	129	82	6-4-0	6-3-0	0-0-0
1939	Catfish Smith	10-11-0	133	145	7-7-0	3-4-0	0-0-0
1940	Ted Petoskey	8-9-0	112	115	5-5-0	3-2-0	0-2-0
1941	Ted Petoskey	10-8-0	93	84	7-2-0	2-5-0	1-1-0
1942	Ted Petoskey	6-11-0	77	131	2-5-0	4-6-0	0-0-0
1943	Kay Kirven	5-6-0	53	89	3-1-0	2-5-0	0-0-0
1944	H.W. Klocker	4-4-0	53	60	2-2-0	2-2-0	0-0-0
1945	Johnnie McMillan	8-4-0	84	41	5-2-0	3-2-0	0-0-0
1946	Catfish Smith	10-13-0	131	161	7-6-0	3-6-0	0-1-0
1947	Catfish Smith	8-17-0	180	190	5-9-0	3-7-0	0-1-0
1948	Ted Petoskey	6-14-0	106	139	4-6-0	2-6-0	0-2-0
1949	Ted Petoskey	15-6-0	146	107	10-1-0	5-5-0	0-0-0
1950	Ted Petoskey	16-9-1	198	135	7-4-1	9-5-0	0-0-0
1951	Ted Petoskey	6-15-0	106	169	2-9-0	4-5-0	0-1-0
1952	Ted Petoskey	9-8-0	72	70	6-2-0	1-3-0	2-3-0
1953	Ted Petoskey	8-11-0	103	131	6-4-0	2-6-0	0-1-0
1954	Ted Petoskey	10-10-0	91	106	6-5-0	4-5-0	0-0-0
1955	Ted Petoskey	10-10-0	122	122	5-7-0	5-3-0	0-0-0
1956	Ted Petoskey	9-9-0	107	100	6-3-0	3-6-0	0-0-0

CAROLINA BASEBALL

Year	Coach	Record	Runs	Opp	Home	Away	Neutral
1957	Joe Grugan	9-9-0	79	99	7-2-0	2-7-0	0-0-0
1958	Joe Grugan	7-14-0	80	126	5-7-0	2-7-0	0-0-0
1959	Joe Grugan	12-12-0	110	94	10-6-0	2-6-0	0-0-0
1960	Joe Grugan	4-18-0	106	161	2-7-0	1-10-0	1-1-0
1961	Joe Grugan	3-15-0	68	122	3-5-0	0-10-0	0-0-0
1962	Joe Grugan	9-11-0	105	140	7-4-0	2-7-0	0-0-0
1963	Joe Grugan	7-14-0	87	136	6-6-0	1-8-0	0-0-0
1964	Bob Reising	15-12-0	126	99	7-4-0	6-8-0	2-0-0
1965	Bob Reising	16-12-0	107	114	12-7-0	4-5-0	0-0-0
1966	Dick Weldon	15-8-0	124	79	11-2-0	4-6-0	0-0-0
1967	Jack Powers	21-8-0	150	97	16-2-0	5-6-0	0-0-0
1968	Jack Powers	14-11-0	93	95	9-6-0	5-5-0	0-0-0
1969	Jack Powers	12-21-1	111	148	6-9-1	6-12-0	0-0-0
1970	Bobby Richardson	14-20-0	117	157	6-8-0	5-9-0	3-3-0
1971	Bobby Richardson	18-12-0	149	111	14-6-0	4-6-0	0-0-0
1972	Bobby Richardson	25-16-0	188	125	21-8-0	3-2-0	1-6-0
1973	Bobby Richardson	26-15-1	200	142	16-8-1	6-4-0	4-3-0
1974	Bobby Richardson	48-8-0	336	120	30-2-0	14-4-0	4-2-0
1975	Bobby Richardson	51-6-1	389	139	30-1-0	14-2-0	7-3-1
1976	Bobby Richardson	38-14-0	396	226	26-5-0	11-9-0	1-0-0
1977	June Raines	43-12-1	365	183	28-4-0	11-6-1	4-2-0
1978	June Raines	31-14-0	322	176	23-6-0	8-8-0	0-0-0
1979	June Raines	31-16-0	286	167	23-10-0	8-6-0	0-0-0
1980	June Raines	39-11-0	388	170	25-2-0	12-9-0	2-0-0
1981	June Raines	46-15-0	532	298	25-9-0	14-8-0	3-2-0
1982	June Raines	45-13-0	449	243	33-4-0	11-7-0	1-2-0
1983	June Raines	35-13-0	363	205	22-3-0	12-8-0	1-1-0
1984	June Raines	41-18-0	386	281	23-8-0	13-8-0	5-2-0
1985	June Raines	47-22-0	629	371	34-5-0	10-15-0	3-2-0
1986	June Raines	43-23-0	518	325	21-12-0	18-8-0	4-3-0
1987	June Raines	39-14-0	451	294	26-9-0	13-5-0	0-0-0
1988	June Raines	43-21-0	439	334	24-6-0	14-14-0	5-1-0
1989	June Raines	34-23-0	413	296	28-8-0	6-15-0	0-0-0
1990	June Raines	33-25-0	339	295	23-11-0	9-9-0	1-5-0
1991	June Raines	40-22-0	432	317	28-6-0	9-14-0	3-2-0
1992	June Raines	42-22-0	531	323	23-7-0	11-12-0	8-3-0
1993	June Raines	39-20-1	433	270	28-8-0	10-11-1	1-1-0
1994	June Raines	35-23-0	379	302	23-12-0	12-10-0	0-1-0
1995	June Raines	32-25-0	338	335	21-11-0	8-13-0	3-1-0
1996	June Raines	25-28-0	372	402	16-11-0	8-15-0	1-2-0
1997	Ray Tanner	33-24-0	605	425	24-12-0	8-11-0	1-1-0
1998	Ray Tanner	44-18-0	520	360	29-10-0	12-4-0	3-4-0
1999	Ray Tanner	35-23-0	404	313	26-9-0	7-10-0	2-4-0
2000	Ray Tanner	56-10-0	537	276	37-4-0	15-4-0	4-2-0
2001	Ray Tanner	49-20-0	484	273	31-6-0	10-11-0	8-3-0
2002	Ray Tanner	57-18-0	584	371	32-9-0	14-5-0	11-4-0
2003	Ray Tanner	45-22-0	437	268	29-7-0	9-10-0	7-5-0
2004	Ray Tanner	53-17-0	492	270	35-6-0	10-9-0	8-2-0
2005	Ray Tanner	41-23-0	404	274	26-7-0	11-13-0	4-3-0
2006	Ray Tanner	41-25-0	487	343	28-8-0	10-14-0	3-3-0
Totals		2,084-1,311-17	22,344	16,589	1,377-553-7	570-647-8	137-111-2

By The Decade

Decade	W-L-T	Pct.	Runs	Opp.	Home	Pct.	Away	Pct.	Neutral	Pct.
1890's	14-20-1	.446	276	371	12-14-0	.462	2-6-0	.250	0-0-0	—
1900's	68-46-3	.594	796	599	52-18-1	.739	14-21-2	.405	2-7-0	.222
1910's	95-95-4	.500	903	862	73-50-1	.593	19-41-2	.323	3-4-1	.438
1920's	64-86-3	.424	804	925	40-33-1	.547	17-47-2	.262	7-6-0	.538
1930's	114-64-1	.640	1291	856	66-31-1	.679	45-33-0	.577	3-0-0	1.000
1940's	80-92-0	.465	1035	1117	50-39-0	.562	29-46-0	.387	1-7-0	.125
1950's	96-107-1	.473	1068	1152	60-49-1	.550	34-53-0	.391	2-5-0	.286
1960's	116-130-1	.472	1077	1191	79-52-1	.602	34-77-0	.306	3-1-0	.750
1970's	325-133-3	.708	2748	1546	217-58-1	.788	84-56-1	.599	24-19-1	.557
1980's	412-173-0	.704	4568	2817	265-62-0	.810	123-97-0	.559	24-14-0	.632
1990's	358-230-1	.609	4353	3342	241-107-0	.693	94-109-1	.463	23-24-0	.489
2000's	342-135-0	.717	3426	2075	236-47-0	.834	79-66-0	.545	45-22-0	.672

CAROLINA BASEBALL


COACHING RECORDS



JUNE RAINES
763-380-2; 20 years
1977-1996



RAY TANNER
454-200-0; 10 years
1997-Present



BOBBY RICHARDSON
220-91-2; 7 years
1970-76



TED PETOSKEY
113-120-1; 12 Years
1940-42; 1948-56



BILLY LAVAL
89-33-1; 7 years
1928-34

The Coaching Record

No.	Coach	Years	Seas.	Home	Away	Neutral	Overall	Pct.	Runs	Opp.
1	June Raines	1977-96	20	501-148-0	217-201-2	45-31-0	763-380-2	.667	8365	5587
2	Ray Tanner	1997-Present	10	297-78-0	106-91-0	51-31-0	454-200-0	.694	4954	2973
3	Bobby Richardson	1970-76	7	143-38-1	57-36-0	20-17-1	220-91-2	.706	1775	1020
4	Ted Petoskey	1940-42 1948-56	12	66-53-1	44-57-0	3-10-0	113-120-1	.485	1333	1409
5	Billy Laval	1928-34	7	54-13-1	30-19-0	5-1-0	89-33-1	.728	994	493
6	Joe Grugan	1957-63	7	40-37-0	10-55-0	1-1-0	51-93-0	.354	635	878
7	Jack Powers	1967-69	3	31-17-1	16-23-0	0-0-0	47-40-1	.540	354	340
8	Catfish Smith	1938-39 1946-47	4	25-26-0	15-20-0	0-2-0	40-48-0	.455	573	578
9	Bill Clark	1916 1921-24	5	24-22-0	10-24-2	4-3-0	38-49-2	.438	401	502
10	Bob Reising	1964-65	2	19-11-0	10-13-0	2-0-0	31-24-0	.564	233	213
11	Dixon Foster	1917-20	4	19-25-1	5-23-1	3-3-0	27-51-2	.350	317	430
12	James G. Driver	1912-13	2	18-8-0	4-10-0	0-1-1	22-19-1	.536	257	165
13	Dutch Stamman	1935-37	3	9-11-1	9-14-0	0-0-0	18-25-1	.420	218	282
14	Branch Bocoock	1925-27	3	12-8-0	5-12-0	0-1-0	17-21-0	.447	204	223
15	Dick Weldon	1966	1	11-2-0	4-6-0	0-0-0	15-8-0	.652	124	79
16	G.I. Guerrant	1914	1	10-3-0	2-4-1	0-0-0	12-7-1	.625	82	78
17	P.L. Wright	1911	1	8-2-0	2-3-0	1-1-0	11-6-0	.647	93	82
18	Dick Reid	1909	1	8-4-0	2-2-0	1-0-0	11-6-0	.647	77	39
19	Dicky James	1907	1	9-1-0	2-3-0	0-2-0	11-6-0	.647	92	59
20	Bill Breitenstein	1910	1	7-5-0	4-0-0	0-0-0	11-5-0	.688	90	52
21	W. Augustus Lee	1903-04	2	8-2-1	3-3-0	0-1-0	11-6-1	.639	142	114
22	Frank Lohr	1908	1	8-0-0	2-3-1	0-0-0	10-3-1	.750	68	56
23	Johnnie McMillan	1945	1	5-2-0	3-2-0	0-0-0	8-4-0	.667	84	41
24	Syd Smith	1915	1	5-6-0	1-5-0	0-0-0	6-11-0	.353	80	109
25	William Earle	1905	1	4-2-0	1-3-1	0-2-0	5-7-1	.423	100	84
26	Kay Kirven	1943	1	3-1-0	2-5-0	0-0-0	5-6-0	.455	53	89
27	H.W. Klocker	1944	1	2-2-0	2-2-0	0-0-0	4-4-0	.500	53	60
28	George Needham	1906	1	1-2-0	0-3-0	0-2-0	1-7-0	.125	30	8
	No Coach	1892-1902	10	30-24-0	2-5-0	1-2-0	33-31-0	.516	563	546
	Totals	114		1,377-553-7	570-647-8	137-111-2	2,084-1,311-17	.613	22,344	16,589

22 NCAA APPEARANCES 1974-77, 1980-86, 1988, 1992-93, 1998, 2000-06

CAROLINA BASEBALL

Team

Games Played, Season
75 in 2002

Games Won, Season
57 in 2002 (57-18)

Games Lost, Season
28 in 1996 (25-28)

Games Tied, Season
2 in 1922 (8-6-2); 1917 (3-6-2)

Highest Winning Percentage, Season
.888 in 1975 (51-6-1)

Lowest Winning Percentage, Season
.000 in 1895 (0-1)

Lowest Winning Percentage, Season (Modern Era)
.167 in 1961 (3-15)

At Bats
Game: 65 vs. Clemson 4/13/94
Season: 2,428 in 1985 (69 games)

Opponents At Bats
Game: 63 by North Carolina 4/8/67
Season: 2,345 in 1985 (69 games)

Runs Scored
Game: 38 vs. Charleston Southern 2/14/04 (38-0); vs. Clemson 4/23/97 (38-16)
Season: 629 in 1985 (69 games)

Runs Scored Both Teams
Game: 54 vs. Clemson 4/23/97 (38-16)

Runs Allowed
Game: 33 vs. Lafayette in 1899 (2-33)
Game (Modern Era): 30 vs. Arkansas 3/30/97 (7-30)
Season: 425 in 1997 (57 games)

Times Struck Out
Game: 17 vs. Florida State 4/6/91
Season: 488 in 2001 (69 games)

Strikeouts by Pitching Staff
Game: 18 at Auburn 3/18/06 (six pitchers) vs. Clemson 3/6/04 (two pitchers); vs. The Citadel 2/19/03 (three pitchers); vs. Wofford 3/20/02 (seven pitchers); vs. Seton Hall 3/10/02 (four pitchers); vs. The Citadel 3/16/93 (two pitchers)
Season: 660 in 2004 (70 games)

Bases on Balls Received, Season
375 in 1985 (69 games)

Bases on Balls Allowed, Season
296 in 2002 (75 games)

Times Hit by Pitch
Game: 5 vs. UNC Charlotte 2/13/96; vs. Coll. of Charleston 2/10/96
Season: 72 in 2006 (66 games)

Hit Batters by Staff
Game: 4 vs. vs. Liberty 5/26/00; vs. Western Carolina 4/10/72; vs. Tennessee 4/28/95
Season: 51 in 2006 (66 games); 1995 (57 games)

Lowest Earned Run Average, Season
1.60 in 1974 (472 IP; Led Nation)

Highest Earned Run Average, Season
6.20 in 1997 (501 IP)

Innings Pitched, Season
676 in 2002 (75 games)

Shutouts Pitched, Season
14 in 1975 (58 games)

Consecutive Games Without Being Shutout
199 (5/25/74 to 4/15/78)

Complete Games by Staff, Season
29 in 1977 (56 games)

Saves, Season
25 in 2002 (75 games)

Wild Pitches by Staff, Season
73 in 1992 (64 games)

Wild Pitches by Opponents, Season
98 in 1992 (64 games)

Balks, Season
13 in 1992 (64 games)
13 in 1991 (61 games)

Balks by Opponents, Season
14 in 2002 (75 games); 1998 (62 games)

Passed Balls Allowed, Season
24 in 1999 (58 games)

Passed Balls by Opponents, Season
29 in 2002 (75 games)

Team Batting Average
Season: .341 in 1997 (57 games)

Hits
Inning: 11 vs. Charleston Southern 2/14/04 (2nd Inn. 3 1B, 4 2B, 4 HR)
Game: 35 vs. Charleston Southern 2/14/04 (15 1B, 11 2B, 2 3B, 7 HR)
Season: 868 in 2002 (75 games)

Singles
Game: 19 vs. Citadel 4/17/86; vs. Ga. Southern 2/27/97
Season: 550 in 2002 (75 games)

Doubles
Game: 11 vs. Charleston Southern 2/14/04
Season: 178 in 2002 (75 games)

Triples
Game: 5 vs. The Citadel 4/17/86
Season: 23 in 1931 (16 games)
Season (Modern Era): 21, 2000 (66 games)

Home Runs
Inning: 5 vs. Georgia 6/10/06;
Game: 9 vs. Cincinnati 3/21/85
Season: 144 in 1985 (69 games)

Runs Batted In
Inning: 12 vs. Charleston Southern 2/14/04 (2nd Inning)
Game: 37 vs. Charleston Southern 2/14/04
Season: 570 in 1985 (69 games)

Consecutive Home Runs
5 vs. Georgia 6/10/06 (2nd inning; Neil Giesler, Justin Smoak, Phil Disher, Andrew Crisp, Robbie Grinestaff) (ties NCAA record)

Consecutive Hits
8 vs. Mississippi 5/3/02 (3rd inning, HR, 1B, 1B, 1B, 1B, HR, 1B, HR)

Consecutive Baserunners
12 vs. Florida 5/16/92 (2B, BB, BB, HP, BB, BB, 1B, BB, 1B, BB, 1B, 1B)

Total Bases
Inning: 27 vs. Charleston Southern 2/14/04 (3 1B, 4 2B, 4 HR)
Game: 71 vs. Charleston Southern 2/14/04 (15 1B, 11 2B, 2 3B, 4 HR)
Season: 1,448 in 2002 (550 1B, 178 2B, 18 3B, 122 HR)

Hits Allowed
Game: 28 by Arkansas 3/30/97
Season: 686 in 2002 (75 games)

Singles Allowed
Game: 18 by Arkansas 3/30/97
Season: 503 in 1985 (69 games)

Doubles Allowed
Game: 7 vs. Wichita State 4/16/91; 7 vs. Mississippi 4/2/95
Season: 119 in 1996 (53 games)

Triples Allowed
Game: 2 by several opponents; most recent by Alabama 4/14/99
Season: 16 in 1976 (52 games)
16 in 1995 (57 games)

Home Runs Allowed
Inning: 4 by Miami 5/23/98
Game: 8 by Miami 5/23/98; Clemson 5/8/62
Season: 100 in 1998 (62 games)

Runs Batted In Allowed
Game: 30 by Arkansas 3/30/97
Season: 388 in 1997 (57 games)

Stolen Bases, Season
218 in 1976 (52 games)

Stolen Base Attempts, Season
249 in 1976 (52 games)

Times Caught Stealing, Season
36 in 1974 (56 games — 174 att.)

Opponents Caught Stealing Season
38 in 1994 (58 games — 92 att.)

Stolen Bases Allowed Season
74 in 1990 (58 games)

Opponents Stolen Base Attempts Season
101 in 1990 (58 games)

Highest Fielding Percentage Season
.978 in 2006 (66 games); 4th in nation

Errorless Games
32 in 2006 (66 games)

Consecutive Errorless Games
13 in 2006

Lowest Fielding Percentage Season
.943 in 1996 (53 games)

Putouts
Game: 51 vs. Clemson 4/13/94; vs. Georgia 4/30/68; vs. North Carolina 4/8/67
Season: 2,028 in 2002 (75 games)

Assists
Game: 30 vs. North Carolina 4/8/67 (17 innings)
9 Inning Game: 21 vs. The Citadel 4/18/87
Season: 775 in 1985 (69 games)

Errors
Game: 16 vs. Newberry 4/4/03
Game (Modern Era): 9 vs. Georgia Southern 4/6/74
Season: 124 in 1996 (53 games); in 1981 (61 games)

Errors by Opponents
Game: 24 by Newberry 3/30/00
Modern Era: 10 by N.C. State 5/11/62
Season: 125 in 1981 (61 games); 1997 (57 games)

Total Chances
Game: 81 vs. North Carolina 4/8/67 (51 PO, 30 A, 0 E)
9 Inning Game: 49 vs. The Citadel 4/18/78 (27 PO, 21 A, 1 E)
Season: 2,646 in 1985 (69 games) (1,768 PO, 775 A, 103 E)

Putouts by Opponents
Game: 50 by Georgia 4/30/68; by North Carolina 4/8/67; by Clemson 4/13/94
Season: 1,953 in 2002 (75 games)

Assists by Opponents
Game: 22 by Clemson 4/27/86 (12 innings)
9 Inning Game: 19 by Baptist 5/7/88
Season: 780 in 2002 (75 games)

Total Chances by Opponents
Game: 73 by Clemson 4/13/94

CAROLINA BASEBALL

Triple Plays by Opponents
by West Virginia 5/27/82

Largest Victory Margin
38 vs. Charleston Southern (38-0)
2/14/04

Largest Defeat Margin
31 vs. Lafayette 4/1/1899 (2-33)
Modern Era: 23 vs. Arkansas 3/30/97
(7-30)

Consecutive Wins
22 (2/4/00 to 3/19/00)

Consecutive Wins to Open Season
22 in 2000 (2/4 to 3/19)

Individual

Games Played

Season: 75 Brian Buscher, Trey Dyson, Drew Meyer, Steve Thomas
Freshman: 66 Jusin Smoak, 2006; Michael Campbell, 2003
Career: 255 Michael Campbell 2003-06

Consecutive Games Started

Season: 75 Drew Meyer 2002
Career: 236 Mac White, 1992-94

Batting Average

Season: Fewer Than 100 AB: .440 Bill Harley 1931 (33-75)
More Than 100 AB:
.419 Ryan Bordenick 1997 (96-229)
Freshman: .379 Hank Small 1974 (53-140)

Career Batting Average

One Year: .385 by Adrian Adkins 1988 (87-226)
Two Years: .373 by Joe Biernat 1992-93 (140-370)
Three Years: .365 by Skeets Thomas 1988-90 (230-631)
Four Years: .357 by Ryan Bordenick 1995-98 (211- 591)
Righthanded Batter: .365 by Skeets Thomas 1988-90
Lefthanded Batter: .373 by Joe Biernat 1992-93
Switch Hitter: .316 by Jeff Barns 1985-87

At Bats

Game: 9 Mark Gugino vs. Clemson 4/13/94
Season: 285 Jeff Barns 1985
Freshman: 256 Drew Meyer, 2000
Career: 950 Michael Campbell 2003-06 (255 games)

Hits

Game: 6 Nate Janowicz vs. Kentucky 4/23/00 (6 IB); Ryan Bordenick vs. Clemson 4/23/97 (3 1B, 2 2B, 1 HR); Mike Curry vs. Western Carolina 3/19/97 (5 1B, 1 HR); Bill Harley vs. Erskine 4/11/31(5 1B, 1 2B)
Season: 120 Drew Meyer (75 games)
Freshman: 82 Drew Meyer 2000 (65 games)
Career: 303 Mac White 1991-94 (236 games)
Righthanded Batter: 245 Hank Small 1972-75 (190 games)
Lefthanded Batter: 303 Mac White 1991-94 (236 games)
Switch Hitter: 265 Landon Powell 2001-04 (251 games)



D. T. Cromer was one of three brothers to star for the Gamecocks. D.T. played with the Cincinnati Reds from 2000-2001 and in Japan from 2002-03.

Consecutive Hits

9 by Tim Angiolini 1999 (4 Games);
by Skeets Thomas 1989 (2 games)

Runs Scored

Game: 6 Adam Everett vs. Clemson 4/23/97; Derick Urquhart vs. Clemson 4/23/97; Ryan Bordenick vs. Clemson 4/23/97; Randy Thompson vs. The Citadel 4/22/92; Joe McCarthy vs. Wofford 3/6/80
Season: 102 Mike Curry 1998 (62 games)
Freshman: 71 Drew Meyer 2000 (65 games)
Career: 223 Derick Urquhart 1995-98 (217 games)
Righthanded Batter: 174 Garrett Carter 1985-88
Lefthanded Batter: 223 Derick Urquhart 1995-98
Switch Hitter: 157 Jeff Barns 1985-87

Singles

Game: 6 Nate Janowicz vs. Kentucky 4/23/00
Freshman: 4 Drew Meyer vs. Tennessee 5/12/00; Brian Williams vs. Baptist 4/4/88
Season: 86 Drew Meyer 2002 (75 games)
Freshman: 61 Drew Meyer 2000 (65 games)
Career: 209 Drew Meyer 2000-02
Righthanded Batter: 165 Dave Willman 1989-92
Lefthanded Batter: 198 Mac White 1991-94 (236 games)
Switch Hitter: 143 Jeff Barns 1985-87

Doubles

Inning: 2 Trey McDaniel vs. Charleston Southern 2/14/04
Game: 3 Justin Smoak at Furman 5/16/06;

Bryan Triplett vs. Arkansas 3/28/04; Steve Thomas vs. Clemson 3/2/02; Landon Powell vs. Charleston Southern 2/9/02; John McHenry vs. East Carolina, 2/11/00; Brian Roberts vs. Vanderbilt 3/26/99; Derick Urquhart vs. Clemson 4/23/97; Eric Stanton vs. Richmond 2/24/96; Mac White vs. LSU 3/28/93; Randy Thompson vs. The Citadel 4/2/92; Bobby Underwood vs. Southern Mississippi 3/27/88; Phil Lillo vs. Newberry 2/23/87; Greg Morhardt vs. Mercer 4/3/82; Paul Hollins vs. Virginia 3/16/81; Jamey Thaw vs. Erskine 3/11/81; John Gambrell vs. Clemson 4/21/72; Charley Williams vs. Clemson 5/8/62; Heber (Rock) Stroud vs. MSU 3/2/40
Season: 26 Steve Thomas 2002

(75 games)
Freshman: 22 Mike Curry 1996 (52 games)
Career: 67 Mac White 1991-94 (236 games)


Righthanded Batter: 43 Eric Stanton 1996-98; Jim Curl 1978-81

Lefthanded Batter: 67 Mac White 1991-94

Switch Hitter: 61 Landon Powell 2001-04

Triples

Game: 2 Steven Tolleson vs. Radford 2/18/05 Brian Buscher vs. Coastal Carolina 2/24/02; Adam Everett vs. Auburn 3/7/97; Rob DeBoer vs. Coastal Carolina 3/5/91; Dave Hollins vs. Francis Marion 2/25/87; Jeff Barns vs. The Citadel 4/17/86; Garrett Carter vs. Georgia Tech 3/2/86; Phillip Wilson vs. Clemson 5/8/82; John Marquardt vs. Tennessee 4/23/78; Jeff Grant vs. Clemson 5/8/76; Earl Dunham vs. Wofford 5/14/47; Bill Harley vs. Citadel 5/9/31
Freshman: 2 Rob DeBoer vs. Coastal Carolina 3/5/91; Phillip Wilson vs.



Michael Campbell (2003-04-05-06) holds several career records at Carolina including the all-time games played record. Campbell played in 255 career games with the Gamecocks and finished his career with 299 hits, four short of the school record set by Mac White (1990-91-92-93)

CAROLINA BASEBALL



Mac White holds the school record for hits in a career with 303 from 1991-1994 in 236 games.

Career Slugging Percentage

Two Years: .698 Jerry Shepherd
1991-92 (TB 264, AB 378)
Three Years: .637 Charlie Aldrich
1985-87 (TB 367; AB 576)
Four Years: .626 Hank Small 1972-75
(TB 433; AB 692)

Sacrifice Hits

Game: 4 Tommy King vs. Arkansas
3/28/04
Season: 14 Davy Gregg (2004)
Freshman: 7 Kevin Melillo 2002
(58 games)
Career: 26 Davy Gregg 2003-05
(146 games)

Sacrifice Flies

Game: 2, many players; most recent
Kevin Melillo vs. Alabama 4/23/04;
Kevin Melillo vs. Clemson 3/6/04
Yaron Peters vs. Davidson 3/13/02;
vs. East Tennessee State 2/15/02
Freshman: 2 Eddie Adams vs. North
Carolina 3/19/78
Season: 8 Jim Curl 1981 (61 games);
Jim Pankovits 1974 (56 games)
Freshman: 8 Jim Pankovits 1974
(56 games)
Career: 17 Jim Curl 1978-81
(173 games)

Times Hit by Pitch

Game: 3 Rob Streicher vs. Mississippi
3/16/96; Brandon Walters vs. UNC
Charlotte 2/13/96; Adrian Adkins vs.
Ohio State 3/20/88; Ricky Lee vs.
Furman 3/5/81
Season: 21 Brandon Walters 1996
(52 games)
Freshman: 11 Mac White 1991
(60 games)
Career: 34 Michael Campbell
2003-06 (255 games)

Stolen Bases

Game: 5 several players; most recent
Mike Curry vs. Mississippi 4/3/98
Season: 67 Brian Roberts 1999 (58
games, 79 attempts)
Freshman: 20 Mike Curry 1996
(52 games, 25 attempts)
Career: 122 Mike Curry 1996-98
(167, 139 att)
Mark Van Bever 1975-77
(162 games, 142 attempts)

Times Caught Stealing

Season: 14 Drew Meyer 2002
(53 attempts)
Freshman: 7 Mac White 1991
(60 games, 23 attempts)
Career: 24 Drew Meyer 2000-02
(209 games, 96 attempts)

Opponents Caught Stealing

Game: 4 Dave Willman vs. Florida
State 4/22/90
Season: 23 Landon Powell 2003
Career: 55 Landon Powell 2001-04
(251 games); Dave Willman
1989-92 (182 games)

Bases on Balls

Game: 4 several players; most recent
Robbie Grinestaff vs. William &
Mary 3/7/06
Season: 71 Joe McCarthy 1981 (59
games)
Freshman: 43 Drew Meyer 2000 (65
games)
Career: 149 Jeff Parnell
1990-91-92-93 (223 games)
Righthanded Batter: 123 John Sullivan
1981-82-83-84
Lefthanded Batter: 149 Jeff Parnell
1990-91-92-93
Switch Hitter: 114 Dave Hollins 1985-
86-87



Drew Meyer set a single-season record for one-base hits with 86 in 2002 and holds the career record with 209 in three seasons of play.

Clemson 4/12/82
Season: 6 Brian Buscher, 2002
(75 games)
Freshman: 5 Phillip Wilson 1982
(52 games)
Career: 13 Michael Campbell (255 games)
2003-06
Righthanded Batter: 12 Bill Harley
1930-32
Lefthanded Batter: 13 Michael Campbell
2003-06
Switch Hitter: 6 Jeff Barns 1985-87

Home Runs

Inning: 2 Kevin Melillo vs. Charleston
Southern 2/14/04; Mike Dezenzo vs.
Charleston Southern 2/19/93
Game: 3 Landon Powell vs. Georgia
5/23/04; Michael Campbell vs. Wofford
3/23/04; Bryon Jeffcoat vs. Clemson
3/3/01; Mark Gugino vs. NC-Charlotte
3/11/94; Jeff Barns vs. Louisville 4/7/87;
Charlie Aldrich vs. The Citadel 4/17/86;
Jeff Morris vs. Virginia Tech 3/5/86; Rob
Rinehart vs. Clemson 4/27/85; Dave Hollins
vs. Cincinnati 3/21/85; Chris Boyle vs.
Baptist 4/15/83
Season: 29 Yaron Peters 2002
(72 games)
Freshman: 17 Justin Smoak 2006
(66 games)
Career: 48 Hank Small 1972-75
(190 games)
Righthanded Batter: 48 Hank Small
1972-75
Lefthanded Batter: 45 Jeff Parnell
1990-93
Switch Hitter: 44 Landon Powell 2001-
2004
Consecutive Games: 5 Trey Dyson
2000 vs. Davidson, vs. Clemson, vs.
Kentucky, 3)

Runs Batted In

Game: 9 Ryan Bordenick vs. Clemson
4/23/97; Eric Stanton vs. West Virginia
3/2/97; Randy Thompson vs. The Citadel
4/2/92; Wes Westbrook vs. Georgia
Southern 4/7/79
Season: 95 Yaron Peters 2002 (72 games)
Freshman: 63 Justin Smoak 2006
(66 games)
Career: 198 Mac White 1991-94
(236 games); Chris Boyle 1981-84
(208 games)
Righthanded Batter: 198 Chris Boyle
1981-84
Lefthanded Batter: 198 Mac White
1991-94
Switch Hitter: 193 Landon Powell
2001-04

Total Bases

Game: 14 Jeff Barns vs. Louisville 4/7/87
(2B, 3 HR); Charlie Aldrich vs. The Citadel
4/17/86 (2 1B, 3 HR)
Season: 215 Yaron Peters 2002
(72 games - 46 1B, 19 2B, 1 3B, 23
HR)
Freshman: 143 Justin Smoak 2006
(39 1B; 18 2B; 0 3B; 17 HR)
Career: 472 Mac White 1991-94
(236 games - 198 1B, 67 2B, 12 3B, 26 HR)
Righthanded Batter: 433 Hank Small
1972-75
Lefthanded Batter: 472 Mac White
1991-94
Switch Hitter: 460 Landon Powell
2001-04

Slugging Percentage

Season: .767 John Marquardt 1978
(TB 135, AB 176)
Freshman: .586 Justin Smoak 2006
(TB 143, AB 244)

CAROLINA BASEBALL

Strikeouts

Game: 4 many players; most recent Robbie Grinestaff vs. Ole Miss 4/16/06
Season: 85 Brendan Winn 2004 (70 games)
Freshman: 60 Eric Stanton (51 games)
Career: 252 Jeff Parnell 1990-93 (223 games)
Righthanded Batter: 195 Craig Dour 1994-97
Lefthanded Batter: 252 Jeff Parnell 1990-93
Switch Hitter: 171 Landon Powell 2001-04

Consecutive Games Batting Safely

Season: 25 Greg Keatley 1976
Freshman: 19 Hank Small 1972

Pitching

Innings Pitched

Game: 15 Billy Reitmeier vs. North Carolina 4/8/67 (No Decision)
Season: 149 Jim Lewis 1977 (20 appearances)
Freshman: 95 Kip Bouknight 1998 (21 appearances)
Career: 482.0 Kip Bouknight 1998-01 (81 appearances)
Righthanded: 482.0 Kip Bouknight 1998-01 (81 appearances)
Lefthanded: 361 1/3 Jason Haynie 1993-96 (68 appearances)

Appearances

Season: 37 Chad Blackwell 2004 (37 relief); Blake Taylor 2002 (4 starts, 33 relief)

Freshman: 25 Arik Hemy, 2004 (4 starts, 21 relief)
Career: 88 Rob Mosser (1 start, 87 relief)
Righthanded: 88 Rob Mosser 1990-93
Lefthanded: 70 Will Lewis 1988-91

Starts


Season: 19 Aaron Rawl 2004; Matt Campbell 2004; Gary Bell 2002; Kip Bouknight, 2000; Brian Rountree 1988; Mike Cook 1985
Freshman: 14 Mike Cisco 2006; Mike Cook 1983
Career: 66 Kip Bouknight, 1998-01
Righthanded: 66 Kip Bouknight, 1998-01
Lefthanded: 61 Jason Haynie 1993-96

Relief Appearances

Season: 37 Chad Blackwell 2004
Freshman: 21 Arik Hemy, 2004 Clint Sawyer 1985
Career: 86 Rob Mosser 1990-93
Righthanded: 86 Rob Mosser 1990-93
Lefthanded: 58 Will Lewis 1988-91

Shutouts

Season: 4 Earl Bass 1975 (18 starts); Earl Bass 1974 (15 starts); Greg Ward 1973 (10 starts); Alan Hilliard 1973 (10 starts)
Freshman: 2 Earl Bass 1972 (9 starts)
Career: 10 Earl Bass 1972-75 (44 starts)
Righthanded: 10 Earl Bass 1972-75
Lefthanded: 5 Tim Lewis 1973-76; Bobby Bryant 1965-67; Alan Hilliard 1970-73



Kip Bouknight holds nine USC pitching records, including the most wins in a season. Bouknight was the 2000 Golden Spikes winner after hurling a 17-1 record, winning four National Player of the Year Awards.

Decisions

Season: 18 David Marchbanks 2003 (15-3); Kip Bouknight 2000 (17-1); Mike Cook 1985 (16-2); Earl Bass 1975 (17-1)
Freshman: 14 Kip Bouknight 1998 (11-3)
Career: 57 Kip Bouknight 1998-01 (45-12)
Righthanded: Kip Bouknight 1998-01 (45-12)
Lefthanded: 42 Tim Lewis 1973-76 (36-6)

Wins

Season: 17 Kip Bouknight 2000 (17-1); Earl Bass 1975 (17-1)
Freshman: 11 Kip Bouknight 1998 (11-3)
Career: 45 Kip Bouknight 1998-01 (45-12)
Righthanded: 45 Kip Bouknight 1998-01
Lefthanded: 36 Tim Lewis 1973-76

Losses

Season: 7 Brian Rountree 1989 (6-7); Bill Camp 1951 (2-7)
Freshman: 5 Mike Cisco 2006 (7-5) Rich Pratt 1990 (3-5)
Career: 18 Jason Haynie 1993-96 (27-18)
Righthanded: 15 Aaron Rawl 2002-05; Heyward Tunstill 1952-55
Lefthanded: 18 Jason Haynie 1993-96 (27-18)

Saves

Season: 21 Blake Taylor 2002 (33 relief appearances)
Freshman: 5 Clint Sawyer 1985

(22 appearances)

Career: 30 Rob Mosser 1990-93 (86 appearances)
Righthanded: 30 Rob Mosser 1990-93
Lefthanded: 10 Jeff Twitty 1978-79

Won-Loss Percentage

Season: 1.000 Randy Martz 1977 (14-0); others with fewer wins
Freshman: 1.000 Dave Menhart 1986; Peter Bauer 1998, (7-0); others with fewer wins

Career Won-Loss Percentage

One Year: 1.000 Randy Martz 1977 (14-0)
Two Years: 1.000 Ray Lavigne 1974-75 (13-0)
Three Years: .795 David Marchbanks 2001-03 (31-8)
Four Years: .918 Earl Bass 1972-75 (34-3)

Strikeouts

Game: 17 Alan Hilliard vs. The Citadel 4/25/72; George Beam vs. N.C. State 3/4/72
Freshman: 15 Brian Williams vs. Georgia Tech 5/9/88
Season: 168 Mike Cook, 1985 (141 IP); Earl Bass 1975 (148 IP)
Freshman: 86 Kip Bouknight 95 IP) Jason Haynie 1993 (77 1/3 IP)
Career: 457 Kip Bouknight, 1998-01 (482 innings)
Righthander: 457 Kip Bouknight, 1998-01 (482 innings)
Lefthander: 332 Tim Lewis 1973-76



Aaron Rawl finished his career with 87 appearance and tied a single-season record in 2004 with 19 starts

CAROLINA BASEBALL



Earl Bass had four shutouts in 1975, posting a 17-1 record.

Bases on Balls

Season: 66 Jared Baker 1991 (122 2/3 IP)
Freshman: 46 Jason Haynie 1993 (77 1/3 IP)
Career: 182 Kip Bouknight 1998-01 (482 innings pitched)
Righthander: 182 Kip Bouknight 1998-01 (482 IP)
Lefthander: 171 Jason Haynie 1993-96 (361 1/3 IP)

Strikeouts Per Nine Innings

Season: 11.91 Brian Williams 1988 (58 SO, 42 1/3 IP)
Freshman: 11.91 Brian Williams 1988 (58 SO, 42 1/3 IP)
Career: 11.7 Lee Gronkiewicz 1999-01 (108 IP)

Fewest BB Per Nine Innings

Season: 1.03 Loveard McMichael 1964 (9 BB, 78 1/3 IP)
Freshman: 1.17 Greg Ward 1972 (6 BB, 78 1/3 IP)
Career: 1.55 Loveard McMichael 1964-66 (36 BB, 209 IP; NCAA Record)

Earned Run Average

Season (min 2 decisions): 0.49
 Les Evans 1964 (18 1/3 IP, 1 ER, 1-1)
Season (min 40 IP): 0.76 Jeff Twitty 1979 (47 2/3 IP, 3 ER, 5-2 — 2nd in NCAA)
Freshman: 1.50 Earl Bass 1972 (65 2/3 IP, 11 ER, 5-1)
Career: 1.34 Earl Bass 1972-75 (328 1/3 IP, 49 ER, 34-3)

Hit Batters

Game: 4 Kip Bouknight vs. Liberty 5/26/00; George Beam vs. Western Carolina 4/10/72
Freshman: 2 Will Atwood vs. Tennessee 5/14/06; Mike Cisco vs. Auburn 3/18/06; Jamie Poston vs. Clemson 4/23/97; Jared Baker vs. Campbell 2/17/90
Season: 14 J.J. Pearsall 1995 (104 IP)
Freshman: 7 David Brooks 1996 (18 1/3 IP)
Career: 30 George Beam 1970-73 (160 2/3 IP)

Wild Pitches

Season: 18 Gary Bell 2002 (110 IP) (64 2/3 IP)
Freshman: 14 Wally Maynard 1992 (47 2/3 IP)
Career: 31 Brent Moore 1994-97 (143.1 IP)

Balks

Game: 3 Tony Spires vs. Clemson 3/31/89; Larry Price vs. Georgia Tech 3/12/83
Season: 10 Rich Pratt 1992 (85 2/3 IP)
Freshman: 2 Mike Cisco 2006 (88 2/3 IP) Clint Sawyer 1985 (38 2/3 IP)
Career: 16 Rich Pratt 1990-93 (345 IP)

Runners Picked Off

Season: 12 Scott Pace 1994 (106 1/3 IP)
Freshman: 3 Rich Pratt 1990 (56 1/3 IP)
Career: 23 Rich Pratt 1990-93 (345 IP)

Consecutive Strikeouts

Game: 7 George Beam vs. N.C. State

3/4/72

Freshman: 5 Matt Threehouse vs. Western Carolina 2/26/89

No Hit Games

Ray Lavigne vs. George Mason 3/26/75 (8-0)
 Tim Lewis vs. Old Dominion 3/25/75 (10-0)
 Billy Reitmeier vs. Georgia 3/27/67 (5-0)
 Frank Sherer vs. Presbyterian 5/3/49 (6-0)
 Grayson Wolfe vs. Presbyterian 5/3/32 (22-1)
 Milton Adams vs. Guilford 4/3/14 (1-0)

No Hit Games by Opponents

Brad Myers, Northwestern 2/24/90 (4-0)
 Herb Busch, Virginia 5/10/57 (5-0)
 Billy Odell, Clemson 5/4/54

Individual Fielding By Position

Pitcher

Season: 1.000: Kip Bouknight, 2001 (16 PO, 25 A); others with fewer chances
Career: 1.000 Loveard McMichael 1964-65-66 (5 PO, 78 A); others with fewer chances

Catcher

Season: 1.000 Drew Choate 1972 (275 PO, 29 A)
Career: .9924 Johnny Long 1977-78 (733 PO, 60 A, 6 E); .99239 Landon Powell 2001-04 (1768 PO, 190 A, 15 E); .9919 Mark Nelson 1985-88 (792 PO, 69 A, 7 E); .99154 Dave Willman 1989-92

(1,278 PO, 129 A, 12E); .9915 Greg Keatley 1975-76 (769 PO, 48 A, 7 E)

First Baseman

Season: 1.000 Steve Pearce 2004 (460 PO, 22 A, 0 E, 50 games)
Career: .997 Steve Pearce 2004-05 (795 PO, 61 A, 3 E);

Second Baseman

Season: .987 Jeff Grantz 1974 (104 PO, 122 A, 3 E)
Career: .981 Jeff Grantz 1973-76 (178 PO, 239 A, 8E)

Third Baseman


Season: .965 Neil Giesler 2006 (47 PO, 91 A, 5 E)
Career: .963 Neil Giesler 2005-06 (70 PO, 137 A, 8 E, 100 games)

Shortstop

Season: .9713 Greg Jonson 1979 (100 PO, 171 A, 8 E); .9705 Jeff Grantz 1976 (48 PO, 84 A, 4 E)
Career: .969 Jeff Grantz 1973-76 (121 PO, 194 A, 10 E)


Outfielder

Season: 1.000 Marcus McBeth 2000 (148 PO, 5 A); others with fewer chances
Career (Min. 100 chances): 1.000 Randy Rodgers 1978-79 (117 PO, 5A)



Mike Curry set a school record with 122 stolen bases in his career.

CAROLINA BASEBALL



Ray Lavigne tossed USC's last no hitter in 1975 - an 8-0 win over George Mason on March 26.

Putouts

Catcher

Game: 19 Drew Choate vs. N.C. State 3/4/72

Season: 609 Landon Powell 2004 (70 games)

Career: 1,768 Landon Powell 2001-04 (242 games)

Pitcher

Game: 7 Kip Bouknight vs. Delaware State 2/16/01

Season: 16 Kip Bouknight, 2001 (23 games)

Career: 30 Kip Bouknight, 1998-01 (81 games)

First Baseman

Game: 19 Eric Stanton vs. Vanderbilt 4/21/96; Ray Baksh vs. Florida 5/8/94

Season: 589 Tripp Kelly 2000 (65 games)

Career: 1,565 Jim Curl 1978-81 (173 games)

Second Baseman

Game: 13 Wallie Jones vs. North Carolina 4/8/67

Season: 135 Bryon Jeffcoat, 2001 (67 games)

Career: 312 Stacy Stokes 1991-94 (201 games)

Third Baseman

Game: 4 several players; most recent Randy Stegall vs. Kentucky 5/13/94

Season: 61 Brian Buscher 2003 (67 games)

Career: 150 Jim Pankovits 1974-76 (135 games)

Shortstop

Game: 6 Drew Meyer, vs. Louisiana State, 4/8/01; Randy Thompson vs. Georgia Tech 4/23/91

Season: 116 Drew Meyer 2002 (75 games)

Career: 337 Greg Jonson 1977-80 (198 games)

Outfielder

Game: 9 Jon Coutlangus vs. Florida (3/23/02)

Season: 168 Marcus McBeth, 2001 (69 games)

Career: 494 Mac White 1991-94 (236 games)

Assists

Catcher

Game: 5 Brian Hucks vs. Florida 5/5/96

Season: 65 Landon Powell 2004 (70 games)

Career: 190 Landon Powell 2001-04 (242 games)

Pitcher

Game: 6 Rich Pratt vs. Newberry 2/17/91; Randy Martz vs. Liberty Baptist 3/11/77

Season: 30 Randy Martz 1977 (16 games)

Career: 71 Greg Ward 1972-75 (54 games)

First Baseman

Game: 7 Trey Dyson vs. Delaware State, 2/16/01

Season: 65 Joe Datin 1985 (69 games)

Career: 120 Jeff Parnell 1990-93 (208 games)

Second Baseman

Game: 9 Kevin Melillo vs. LSU 4/5/03

Season: 198 Bryon Jeffcoat 2001

(67 games)
Career: 381 Mark Taylor 1985-89 (172 games)

Third Baseman

Game: 9 John Marquardt vs. Georgia Southern 4/11/78

Season: 141 Brian Buscher 2003 (67 games)

Career: 372 John Sullivan 1981-84 (183 games)

Shortstop

Game: 11 Ryan Szejebka vs. Florida 5/18/94

Season: 218 Adam Everett 1998 (62 games)

Career: 644 Greg Jonson 1977-80 (198 games)

Outfielder

Game: 2 many players, most recent Davy Gregg vs. Ole Miss 5/15/05; Brendan Winn vs. Auburn 5/1/05

Season: 10 Paul Hollins 1981 (57 games)

Career: 22 Michael Campbell 2003-06 (255 games)

Errors

Pitcher

Game: 2, many players; most recent Zac McCamie vs. Michigan 6/2/05

Season: 6 Randy Martz 1977 (16 games); Bobby Bryant 1966 (10 games)

Career: 11 Bobby Bryant 1965-67 (46 games)

Catcher

Game: 4 Chris Boyle vs. Georgia Southwestern 3/23/81

Season: 12 Chris Boyle 1982 (35 games)

Career: 28 Chris Boyle 1981-84

First Baseman

Game: 2 several players; most recent Ray Baksh vs. Kentucky 5/13/94

Season: 14 Jeff Parnell 1991 (62 games)
Career: 38 Jeff Parnell 1990-93 (208 games)

Second Baseman

Game: 3 several players; most recent Jamey Thaw vs. Ohio State 3/28/81

Season: 28 Jamey Thaw 1981 (55 games)

Career: 45 Jamey Thaw 1980-83 (135 games)

Third Baseman

Game: 4 Kenny Welch vs. Georgia Tech 3/27/89; John Marquardt vs. Coastal Carolina 3/2/78

Season: 24 Dave Hollins 1986 (65 games)

Career: 58 Dave Hollins 1985-87 (164 games)

Shortstop

Game: 4 Brandon Walters vs. Coll. of Charleston 2/10/96; Craig Dour vs. Georgia 4/17/94; Jeff Barns vs. Newberry 2/23/86

Season: 29 Joe Biernat 1993 (60 games)

Career: 56 Drew Meyer 2000-02 (209 games)

Outfielder

Game: 3 John Gambrell vs. Georgia Southern 4/6/74

Season: 9 John Gambrell 1974 (56 games)

Career: 17 John Gambrell 1971-74 (164 games)

Most Passed Balls

Season: 20 Marcos Rios 1999 (49 games)

Game: 3 Landon Powell vs. Virginia Commonwealth 2/9/01;

Marcos Rios vs. Duke 5/11/99

Career: 35 Dave Willman 1989-92 (195 games)



Landon Powell holds several school records including season and career putouts and assists for a catcher in a Carolina uniform.

CAROLINA BASEBALL

Annual Batting Champions

Year		H	AB	Avg
2006	Michael Campbell	76	209	.364
2005	Steve Pearce	82	229	.358
2004	Steve Pearce	92	266	.346
2003	Brian Buscher	106	270	.393
2002	Yaron Peters	106	281	.377
2001	Michael Floyd	70	200	.350
2000	Nate Janowicz	92	271	.339
1999	Adam Poe	79	206	.383
1998	Mike Curry	102	260	.400
1997	Ryan Bordenick	96	229	.419
1996	Mike Curry	66	191	.346
1995	Mark Mapes	70	204	.343
1994	Mac White	84	229	.367
1993	Joe Biernat	94	233	.403
1992	Dave Wilman	75	199	.377
1991	Jerry Shepherd	74	193	.383
1990	Skeets Thomas	82	214	.383
1989	Skeets Thomas	76	204	.373
1988	Adrian Adkins	87	226	.385
1987	Charlie Aldrich	83	213	.390
1986	Joe Datin	63	173	.364
1985	Rob Rinehart	94	241	.390
1984	Jim St. Laurent	56	156	.359
1983	Jim St. Laurent	67	178	.376
1982	Larry Hernandez	62	180	.344
1981	Rob Lowery	82	203	.404
1980	Greg Jonson	65	177	.367
1979	Etienne Farquharson	57	172	.331
1978	John Marquardt	67	176	.381
1977	Mookie Wilson	66	185	.357
1976	Greg Keatley	73	183	.399
1975	Hank Small	78	200	.390
1974	Hank Small	68	189	.360
1973	John Gambrell	46	141	.326
1972	Hank Small	53	140	.379
1971	Butch Anderson	37	112	.330
1970	Butch Anderson	35	113	.310
1969	Don Stanley	37	128	.289
1968	Billy Cash	24	75	.320
1967	Dan Scarpa	29	79	.367
1966	Mike Fair	29	94	.309
1965	Dan Scarpa	31	90	.344
1964	Hoke Greiner	37	109	.339
1963	Dick Moseley	28	80	.350
1962	Jack McCathern	32	80	.400

SINGLE-SEASON BESTS

Batting

Games Played

75	Brian Buscher	2002
75	Trey Dyson	2002
75	Drew Meyer	2002
75	Steve Thomas	2002
74	Justin Harris	2002
74	Landon Powell	2002
73	Garris Gonce	2002
72	Yaron Peters	2002
70	Michael Campbell	2004
70	Steve Pearce	2004
70	Landon Powell	2004
70	Bryan Triplett	2004
70	Brendan Winn	2004

At Bats

334	Drew Meyer	2002
302	Justin Harris	2002
296	Steve Thomas	2002
294	Brian Buscher	2002
285	Jeff Barns	1985
284	Trey Dyson	2002
281	Yaron Peters	2002
279	Garris Gonce	2002
279	Marcus McBeth	2001
276	Justin Harris	2003

Runs Scored

102	Mike Curry	1998
87	Drew Meyer	2002
82	Adam Everett	1997
81	Yaron Peters	2002
81	Ryan Bordenick	1997
81	Derick Urquhart	1997
79	Brian Roberts	1999
79	Derick Urquhart	1998
77	Mike Curry	1997
76	Joe Datin	1985

Hits

120	Drew Meyer	2002
106	Brian Buscher	2003
106	Yaron Peters	2002
105	Steve Thomas	2002
104	Mike Curry	1998
100	Adam Everett	1998
100	Jeff Barns	1985
98	Justin Harris	2003
96	Ryan Bordenick	1997
95	Brian Buscher	2002

Singles

86	Drew Meyer	2002
79	Justin Harris	2003
75	Neil Giesler	2006
72	Jeff Barns	1985
71	Joe Biernat	1993
70	Brian Buscher	2003
68	Mike Curry	1998
66	Garry Hancock	1975
65	Steve Thomas	2002
65	Adrian Adkins	1988

Doubles

26	Steve Thomas	2002
24	Dave Smyth	1986
23	Landon Powell	2003
23	Drew Meyer	2002
22	Bryan Triplett	2004
22	Yaron Peters	2002
22	Brandon Pack	2000
22	Mike Curry	1996
21	Marcus McBeth	2001
21	Brian Roberts	1999
21	Adam Everett	1998
21	Derick Urquhart	1997
21	Rob Rinehart	1985


Triples

6	Brian Buscher	2002
5	Michael Campbell	2005
5	Drew Meyer	2002
5	Nate Janowicz	2000
5	Brennan Dees	2000
5	Mike Curry	1998
5	Mike Curry	1997
5	Adam Everett	1997
5	Garrett Carter	1986
5	Phillip Wilson	1982
5	John Marquardt	1978
5	Jim Pankovits	1975
5	John Sykes	1950
5	Bill Harley	1931

Home Runs

29	Yaron Peters	2002
23	Joe Datin	1985
22	Tripp Kelly	2000
21	Steve Pearce	2005
21	Steve Pearce	2004
21	Tim Whittaker	2001
20	Derick Urquhart	1998
19	Landon Powell	2004
19	Brendan Winn	2004
19	Ryan Bordenick	1998
19	Jeff Morris	1986
19	Dave Hollins	1986
19	Hank Small	1975

Since 1962 Six Gamecocks Have Hit .400 or Better On The Season



Jack McCathern
1962 - .400



Rob Lowery
1981 - .404




Paul Hollins
1981 - .400



Joe Biernat
1993 - .403



Ryan Bordenick
1997 - .419



Mike Curry
1998 - .400

CAROLINA BASEBALL



Rob DeBoer was one of Carolina's finest two-sport athletes. He was a standout fullback in football and catcher for the baseball team.

Runs Batted In

95	Yaron Peters	2002
88	Joe Datin	1985
87	Ryan Bordenick	1997
77	Derick Urquhart	1998
76	Ryan Bordenick	1998
75	Jeff Morris	1986
75	Jim Curl	1981
74	Tim Whittaker	2001
74	Brandon Pack	2000
73	Tripp Kelly	2000

Total Bases

245	Yaron Peters	2002
179	Joe Datin	1985
177	Mike Curry	1998
174	Brian Buscher	2003
173	Steve Pearce	2004
172	Steve Thomas	2002
171	Drew Meyer	2002
168	Adam Everett	1998
168	Derick Urquhart	1998
165	Landon Powell	2004
165	Jeff Morris	1986

Strikeouts

85	Brendan Winn	2004
80	Jeff Parnell	1993
78	Brendan Winn	2005
76	Craig Dour	1995
73	Eric Stanton	1998
67	Tripp Kelly	2000
66	Rob DeBoer	1994
65	Garrett Carter	1988
64	Jeff Parnell	1991
63	Brandon Pack	2000
63	Eric Stanton	1997
63	Mark Gugino	1993
63	Jeff Parnell	1992

Bases on Balls

71	Joe McCarthy	1981
65	Jeff Parnell	1992
65	Joe Datin	1985
55	Mark Gugino	1993
55	Larry Hernandez	1982
54	Ryan Bordenick	1998
53	Stacy Stokes	1994
50	Brian Roberts	1999
49	Derick Urquhart	1997
49	John Sullivan	1984

Batting Average (Min 100 AB)

.419	Ry. Bordenick	1997	(96-229)
.404	Rob Lowery	1981	(82-203)
.403	Joe Biernat	1993	(94-233)
.400	Mike Curry	1998	(102-260)
.400	Paul Hollins	1981	(88-220)
.400	Jack McCathern	1962	(N/A)
.399	Greg Keatley	1976	(73-183)
.393	Brian Buscher	2003	(106-270)
.390	Rob Rinehart	1985	(94-241)
.390	Hank Small	1975	(78-200)
.385	Adrian Adkins	1988	(87-226)
.385	Charlie Aldrich	1987	(82-213)

Stolen Bases

67	Brian Roberts	1999
60	Mike Curry	1998
56	Mark Van Bever	1976
51	Joe McCarthy	1981
46	Mark Van Bever	1977
42	Mike Curry	1997
41	Mark Gugino	1993
39	Drew Meyer	2002
36	Joe McCarthy	1980
36	Etienne Farquharson	1979

Slugging Percentage

.767	John Marquardt	1978	(135-176)
.765	Yaron Peters	2002	(215-281)
.750	Hank Small	1975	(150-200)
.715	Jerry Shepherd	1991	(138-193)
.714	Paul Hollins	1981	(157-220)
.703	Steve Pearce	2005	(161-229)
.699	Joe Datin	1985	(179-256)
.695	Rob Lowery	1981	(141-203)
.688	Charlie Aldrich	1985	(110-160)
.686	Ry. Bordenick	1997	(157-229)

Pitching

Game Appearances

37	Chad Blackwell	2004
37	Blake Taylor	2002
36	Lee Gronkiewicz	2001
36	Craig Ross	1994
32	Scott Barber	2000
31	Clint Sawyer	1986
29	Patrick Sexton	1998
29	Rob Mosser	1993
28	Brent Marsh	2005
28	Jason Pomar	1998
28	Jamie Poston	1998
28	Rob Mosser	1992
28	Jeff Twitty	1979

Games Started

19	Matt Campbell	2004
19	Aaron Rawl	2004
19	David Marchbanks	2003
19	Gary Bell	2002
19	Kip Bouknight	2000
19	Brian Rountree	1988
19	Mike Cook	1985
18	Aaron Rawl	2005
18	David Marchbanks	2002
18	Gary Bell	2001
18	Kip Bouknight	2001
18	Peter Bauer	2000
18	Scott Pace	1994
18	Jared Baker	1992
18	Earl Bass	1975

Complete Games

13	Jim Lewis	1977
10	Dennis Lubert	1981
10	Randy Martz	1977
9	Tim Lewis	1976
9	Earl Bass	1975
9	Larry Erbaugh	1972
8	Mike Cook	1985
8	Earl Bass	1974
8	Greg Ward	1974

Innings Pitched

149.0	Jim Lewis	1977
148.0	Earl Bass	1975
144.0	Kip Bouknight	2000
141.0	Mike Cook	1985
135.1	David Marchbanks	2003
131.2	Randy Martz	1977
124.1	Peter Bauer	2000
124.0	Matt Campbell	2004
124.0	Kip Bouknight	2001
123.2	Brian Rountree	1988
122.2	Jared Baker	1991

Undefeated Records (Min. 5 wins)

14-0	Randy Martz	1977
11-0	Tim Lewis	1975
8-0	Ray Lavigne	1975
7-0	Harris Honeycutt	2006
7-0	Zac McCamie	2004
7-0	Chris Spigner	2002
7-0	Peter Bauer	1998
7-0	Dave Menhart	1986
7-0	Mike Werner	1983
7-0	Grady Faircloth	1950
6-0	Matt Threehouse	1989
6-0	Rex Peroso	1984
6-0	Ronnie Evans	1967
5-0	Conor Lalor	2003
5-0	Mark Calvert	1980
5-0	Allen Johnson	1974
5-0	Ray Lavigne	1974

Games Won (Min. 10)

17	Kip Bouknight	2000	17-1
17	Earl Bass	1975	17-1
16	Mike Cook	1985	16-2
15	David Marchbanks	2003	15-3
14	Randy Martz	1977	14-0
14	Greg Ward	1975	14-3
13	Aaron Rawl	2004	13-4
13	Peter Bauer	2000	13-2
12	Dennis Lubert	1981	12-2
12	Earl Bass	1974	12-1
11	Kip Bouknight	1998	11-3
11	Rich Pratt	1993	11-3
11	Matt Threehouse	1992	11-4
11	Jared Baker	1991	11-4
11	Joe Kucharski	1982	11-3
11	Tim Lewis	1975	11-0
11	Tim Lewis	1974	11-2
10	Gary Bell	2002	10-3
10	Kip Bouknight	2001	10-4
10	Gary Bell	2001	10-5
10	Joe Cardwell	1988	10-3
10	Rodney Richey	1987	10-2
10	Gary Parmenter	1983	10-1
10	Don Gordon	1982	10-3
10	Bret Baynam	1981	10-1
10	Bill Landrum	1980	10-2
10	Tim Lewis	1976	10-3
10	Greg Ward	1974	10-4

Games Lost

7	Bill Camp	1951	2-7
6	Aaron Rawl	2005	9-6
6	Matt Campbell	2004	10-6
6	Brett Jodie	1998	6-6
6	Jason Haynie	1996	7-6
6	Jim Stoops	1995	4-6
6	Jason Haynie	1994	8-6
6	Jared Baker	1992	5-6
6	Rich Pratt	1991	4-6
6	Charlie Young	1989	3-6
6	Larry Price	1985	3-6
6	Jim Lewis	1977	11-6

Shutouts

4	Earl Bass	1975
4	Earl Bass	1974
4	Allen Hilliard	1973
4	Greg Ward	1973
3	Don Gordon	1981
3	Jim Lewis	1977

CAROLINA BASEBALL

3	Jim Lewis	1976
3	Bobby Bryant	1965
3	Loveard McMichael	1963
2	<i>Fifteen pitchers</i>	

Strikeouts (100 or more)

168	Mike Cook	1985
168	Earl Bass	1975
151	Jared Baker	1991
145	Jim Lewis	1977
145	Matt Campbell	2004
143	Kip Bouknight	2000
129	Earl Bass	1974
125	Brian Williams	1990
125	Brian Rountree	1988
124	Kip Bouknight	1999
116	J.J. Pearsall	1995
116	Greg Ward	1974
114	Jared Baker	1992
113	Brett Jodie	1998
113	Tim Lewis	1976
108	Zac McCamie	2005
106	Randy Martz	1977
105	Billy Buckner	2004
104	Kip Bouknight	2001
102	Matt Threehouse	1992
102	Greg Ward	1975
101	Rich Pratt	1993
100	Scott Barber	2000
100	Bobby Bryant	1967

Bases on Balls

66	Jared Baker	1991
64	Jared Baker	1992
60	Mike Cook	1985
57	Chris Spigner	2001
56	Jason Haynie	1994

55	J.J. Pearsall	1995
55	Brian Williams	1990
53	Kip Bouknight	2001
50	Scott Pace	1994
49	Kip Bouknight	1999
49	Joe Cardwell	1988
49	Tim Lewis	1976

Decisions

18	David Marchbanks	2003	15-3
18	Kip Bouknight	2000	17-1
18	Mike Cook	1985	16-2
18	Earl Bass	1975	17-1
17	Aaron Rawl	2004	13-4
17	Jim Lewis	1977	11-6
17	Greg Ward	1975	14-3
16	Matt Campbell	2004	10-6
15	Aaron Rawl	2005	9-6
15	Gary Bell	2001	10-5
15	Peter Bauer	2000	13-2
15	Matt Threehouse	1992	11-4
15	Jared Baker	1991	11-4

Saves

21	Blake Taylor	2002
20	Chad Blackwell	2004
19	Lee Gronkiewicz	2001
15	Scott Barber	2000
12	Brian Beatson	1990
12	Brian Beatson	1988
11	Brent Marsh	2005
11	Rob Mosser	1993
11	Rob Mosser	1992
10	Jeff Twitty	1979
9	Jason Pomar	1998
9	Craig Ross	1994

Earned Run Average (Min. 45 IP)

0.76	Jeff Twitty	1979	(3, 47.2)
1.10	Earl Bass	1974	(13, 106)
1.15	Ray Lavigne	1974	(6, 47)
1.30	Greg Ward	1974	(15, 103.2)
1.35	Allen Johnson	1974	(11, 73.1)
1.35	Earl Bass	1975	(23, 148)
1.46	Larry Erbaugh	1972	(15, 92.1)
1.50	Earl Bass	1972	(11, 65.2)
1.53	George Beam	1970	(8, 46.2)
1.57	John Jones	1963	(8, 46)

CAREER LEADERS

Batting

Games Played

255	Michael Campbell	2003-04-05-06
251	Landon Powell	2001-02-03-04
236	Mac White	1991-92-93-94
223	Jeff Parnell	1990-91-92-93
221	Trey Dyson	1999-00-01-02
217	Derick Urquhart	1995-96-97-98
209	Drew Meyer	2000-01-02
209	Garrett Carter	1985-86-87-88
208	Chris Boyle	1981-82-83-84
204	Ryan Szwejbka	1993-94-95-96-97
202	Dave Willman	1998-90-91-92
201	Stacy Stokes	1991-92-93-94
201	Burke Cromer	1989-90-91-92

At Bats

950	Michael Campbell	2003-04-05-06
903	Mac White	1991-92-93-94
866	Landon Powell	2001-02-03-04
864	Drew Meyer	2000-01-02
799	Derick Urquhart	1995-96-97-98
766	Chris Boyle	1981-82-83-84
750	Jeff Parnell	1990-91-92-93
734	Greg Jonson	1977-78-79-80
718	Jeff Barns	1985-86-87
696	Dave Willman	1989-90-91-92

Runs Scored

223	Derick Urquhart	1995-96-97-98
215	Mike Curry	1996-97-98
212	Drew Meyer	2000-01-02
209	Mac White	1991-92-93-94
182	Jeff Parnell	1990-91-92-93
181	Michael Campbell	2003-04-05-06
176	Landon Powell	2001-02-03-04
174	Garrett Carter	1985-86-87-88
166	Ryan Bordenick	1995-96-97-98
166	Jim Curl	1978-79-80-81

Hits (200 or more)

303	Mac White	1991-92-93-94
299	Michael Campbell	2003-04-05-06
285	Drew Meyer	2000-01-02
265	Landon Powell	2001-02-03-04
265	Derick Urquhart	1995-96-97-98
250	Mike Curry	1996-97-98
245	Hank Small	1972-73-74-75
231	Dave Willman	1989-90-91-92
230	Skeets Thomas	1988-89-90

227	Jeff Barns	1985-86-87
225	Jeff Parnell	1990-91-92-93
224	Chris Boyle	1981-82-83-84
211	Ryan Bordenick	1995-96-97-98
210	Garrett Carter	1985-86-87-88
209	Burke Cromer	1989-90-91-92
207	Jim Curl	1978-79-80-81
206	Greg Johnson	1977-78-79-80
203	Greg Morhardt	1982-83-84
201	Brian Buscher	2002-03

Singles

209	Drew Meyer	2000-01-02
201	Michael Campbell	2003-04-05-06
198	Mac White	1991-92-93-94
172	Greg Jonson	1977-78-79-80
176	Derick Urquhart	1995-96-97-98
165	Dave Willman	1989-90-91-92
162	Mike Curry	1996-97-98
159	Landon Powell	2001-02-03-04
156	Skeets Thomas	1988-89-90
156	Hank Small	1972-73-74-75

Doubles

67	Mac White	1991-92-93-94
61	Landon Powell	2001-02-03-04
54	Michael Campbell	2003-04-05-06
53	Greg Morhardt	1982-83-84
51	Mike Curry	1996-97-98
51	Derick Urquhart	1995-96-97-98
48	Jeff Barns	1985-86-87
47	Jeff Parnell	1990-91-92-93
45	Paul Hollins	1978-79-80-81
43	Drew Meyer	2000-01-02
43	Eric Stanton	1996-97-98
43	Jim Curl	1978-79-80-81

Triples

13	Michael Campbell	2003-04-05-06
12	Mac White	1991-92-93-94
12	Bill Harley	1930-31-32
11	Mike Curry	1996-97-98
9	Drew Meyer	2000-01-02
9	Adam Everett	1997-98
9	Chuck McLean	1975-76-77-78
8	Brian Buscher	2002-03
8	Nate Janowicz	1999-00
8	Paul Hollins	1978-79-80-81

Home Runs (30 or more)

48	Hank Small	1972-73-74-75
47	Garrett Carter	1985-86-87-88
45	Jeff Parnell	1990-91-92-93
44	Landon Powell	2001-02-03-04
43	Chris Boyle	1981-82-83-84
42	Steve Pearce	2004-05
41	Tripp Kelly	1998-99-00-01
41	Charlie Aldrich	1985-86-87
38	Eric Stanton	1996-97-98
36	Derick Urquhart	1995-96-97-98
34	Ryan Bordenick	1995-96-97-98
33	Jim Curl	1978-79-80-81
33	Trey Dyson	1999-00-01-02
32	Joe Datin	1985-86
31	Michael Campbell	2003-04-05-06
31	Brendan Winn	2004-05
31	Yaron Peters	2001-02
31	Jerry Shepherd	1991-92
31	Dave Hollins	1985-86-87
30	Jeff Barns	1985-86-87



Mac White (left), a two-time All-American, tied one of the oldest USC school records when he collected his 12th career triple in 1994. Dr. Bill Harley (right) set the record in 1930-32. White, who owns a number of school records, had 303 hits and 198 RBI in his career. White also had 67 career doubles and finished his career with a .336 batting average.

CAROLINA BASEBALL

Runs Batted In

198	Mac White	1991-92-93-94
198	Chris Boyle	1981-82-83-84
193	Landon Powell	2001-02-03-04
184	Hank Small	1972-73-74-75
182	Jeff Parnell	1990-91-92-93
180	Derick Urquhart	1995-96-97-98
180	Ryan Bordenick	1995-96-97-98
175	Michael Campbell	2003-04-05-06
168	Garrett Carter	1985-86-87-88
168	Charlie Aldrich	1985-86-87

Total Bases

472	Michael Campbell	2003-04-05-06
472	Mac White	1991-92-93-94
468	Landon Powell	2001-02-03-04
438	Derick Urquhart	1995-96-97-98
433	Hank Small	1972-73-74-75
415	Jeff Parnell	1990-91-92-93
401	Mike Curry	1996-97-98
398	Garrett Carter	1985-86-87-88
387	Chris Boyle	1981-82-83-84
377	Jeff Barns	1985-86-87
367	Charlie Aldrich	1985-86-87

Strikeouts

252	Jeff Parnell	1990-91-92-93
196	Eric Stanton	1996-97-98-
195	Craig Dour	1994-95-96-97
185	Garrett Carter	1985-86-87-88
171	Landon Powell	2001-02-03-04
163	Brendan Winn	2004-05
161	Tripp Kelly	1998-99-00-01
158	Rob DeBoer	1991-92-93-94
148	Drew Meyer	2000-01-02
140	Michael Campbell	2003-04-05-06
137	Mark Gugino	1992-93-94

Bases on Balls

149	Jeff Parnell	1990-91-92-93
137	Landon Powell	2001-02-03-04
130	Stacy Stokes	1991-92-93-94
126	Derick Urquhart	1995-96-97-98
125	Mac White	1991-92-93-94
123	John Sullivan	1981-82-83-84
122	Mark Gugino	1992-93-94
120	Paul Hollins	1978-79-80-81
118	Ryan Bordenick	1995-96-97-98
115	Mike Curry	1996-97-98-

Stolen Bases

122	Mike Curry	1996-97-98-
122	Mark Van Bever	1975-76-77
89	John Gambrell	1971-72-73-74
87	Joe McCarthy	1980-81
83	Jeff Grantz	1973-74-75-76
78	Mark Gugino	1992-93-94
77	Robby Vollmer	1979-80-81-82
72	Drew Meyer	2000-01-02
69	Mac White	1991-92-93-94
67	Brian Roberts	1999

Batting Average (Min. 100 hits)

.373	Joe Biernat	1992-93 (138-370)
.368	Jim St. Laurent	1983-84 (123-334)
.365	Jerry Shepherd	1991-92 (138-378)
.365	Skeets Thomas	1988-89-90 (230-631)
.365	Rod Carraway	1980-81 (159-436)
.357	Ry. Bordenick	1995-96-97-98 (211-591)
.357	Yaron Peters	2001-02 (110-308)



Jerry Shepherd holds the school record for career slugging percentage from 1991-92 at .698.

.357	Rob Rinehart	1980-81 (158-442)
.356	Brian Buscher	2002-2003 (201-564)
.354	Hank Small	1972-73-74-75 (246-692)
.352	Steve Pearce	2004-05 (174-495)

87	Jason Pomar	1996-97-98-99
86	Jamie Poston	1997-98-99-00
81	Kip Bouknight	1998-99-00-01
79	Brian Beatson	1987-88-89-90
74	Rich Pratt	1990-91-92-93
74	Wally Maynard	1992-93-94-95
74	Craig Ross	1993-94-95
70	Scott Barber	1998-99-00
70	Will Lewis	1988-89-90-91

Slugging Percentage

.734	Yaron Peters	2001-02 (226-308)
.698	Jerry Shepherd	1991-92 (264-378)
.675	Steve Pearce	2004-05 (334-495)
.669	John Marquardt	1978-79 (222-332)
.664	Joe Datin	1985-86 (285-429)
.637	Charlie Aldrich	1985-86-87 (367-576)
.626	Hank Small	1972-73-74-75 (433-692)
.622	Jeff Morris	1985-86 (240-386)
.609	Ry. Bordenick	1995-96-97-98 (360-591)
.608	Brian Buscher	2002-03 (343-564)

Games Started

66	Kip Bouknight	1998-99-00-01
61	Jason Haynie	1993-94-95-96
58	Rich Pratt	1990-91-92-93
55	Matt Threehouse	1989-90-91-92-93
50	Dennis Lubert	1979-80-81-82
49	Tim Lewis	1973-74-75-76
47	David Marchbanks	2001-02-03
47	Mike Cook	1983-84-85
45	Greg Ward	1972-73-74-75
44	Earl Bass	1972-73-74-75

Complete Games

25	Greg Ward	1972-73-74-75
22	Tim Lewis	1973-74-75-76
22	Earl Bass	1972-73-74-75
19	Jim Lewis	1976-77
18	Dennis Lubert	1979-80-81-82
14	Don Gordon	1980-81-82
14	Bobby Bryant	1965-66-67
13	Kip Bouknight	1998-99-00-01
13	Larry Erbaugh	1970-71-72
12	Alan Hilliard	1970-71-72-73


Innings Pitched

482.0	Kip Bouknight	1998-99-00-01
370.0	Aaron Rawl	2002-03-04-05
361.1	Jason Haynie	1993-94-95-96
350.2	Matt Threehouse	1989-90-91-92-93

Pitching

Game Appearances

88	Rob Mosser	1990-91-92-93
87	Aaron Rawl	2002-03-04-05



Hank Small hit a school record 48 home runs during his career from 1972-75.

CAROLINA BASEBALL

345.0	Rich Pratt	1990-91-92-93
340.1	Dennis Lubert	1979-80-81-82
340.1	Greg Ward	1972-73-74-75
333.0	Tim Lewis	1973-74-75-76
328.2	Earl Bass	1972-73-74-75
313.2	Mike Cook	1983-84-85

Strikeouts (300 or more)

457	Kip Bouknight	1998-01
392	Earl Bass	1972-75
345	Matt Threehouse	1989-93
332	Tim Lewis	1973-76
323	Greg Ward	1972-75
315	Aaron Rawl	2002-05
313	Mike Cook	1983-85
312	Jason Haynie	1993-96
306	Jared Baker	1990-92
301	Rich Pratt	1990-93

Bases on Balls

182	Kip Bouknight	1998-01
174	Matt Threehouse	1989-93
171	Jason Haynie	1993-96
154	Tim Lewis	1973-76
153	Jared Baker	1990-92
142	Chris Spigner	1999-02
140	Mike Cook	1983-85
139	Bobby Bryant	1965-67
124	Rich Pratt	1990-93
123	Brent Moore	1994-97

Games Won (20 or more)

45	Kip Bouknight	1998-01
	(45-12)	
36	Tim Lewis	1973-76
	(36-6)	
35	Aaron Rawl	2002-05
	(35-15)	
34	Earl Bass	1972-75
	(34-3)	
34	Greg Ward	1972-75
	(34-13)	
31	David Marchbanks	2001-03
	(31-8)	
31	Matt Threehouse	1989-93
	(31-14)	
31	Dennis Lubert	1979-82
	(31-9)	
30	Mike Cook	1983-85
	(30-8)	
27	Jason Haynie	1993-96
	(27-18)	
26	Rich Pratt	1990-93
	(26-16)	
25	Peter Bauer	1998-00
	(25-5)	
24	Bret Baynham	1978-81
	(24-4)	
21	Joe Kucharski	1980-82
	(21-7)	
20	Matt Campbell	2002-04
	(20-12)	
20	Gary Bell	2001-02
	(20-8)	
20	Mark Calvert	1980-83
	(20-7)	

Games Lost

18	Jason Haynie	1993-96
	(27-18)	
16	Rich Pratt	1990-93
	(26-16)	
15	Jason Pomar	1996-99
	(17-15)	
	Aaron Rawl	2002-05
	(35-15)	
	Heyward Tunstall	1952-55
	(9-15)	
14	Matt Threehouse	1989-93
	(31-14)	
14	Jim Stoops	1992-95
	(13-14)	
13	Brett Jodie	1996-98
	(15-13)	
13	Greg Ward	1972-75
	(34-13)	
13	John Coleman	1963-65
	(10-13)	
12	Matt Campbell	2002-04
	(20-12)	
12	Kip Bouknight	1998-01
	(45-12)	
12	Brian Rountree	1988-89
	(13-12)	
12	Casey Reed	1983-86
	(15-12)	
12	Bill Camp	1950-51
	(7-12)	

Games Saved


30	Rob Mosser	1990-93
28	Brian Beatson	1987-90
22	Blake Taylor	2001-02
22	Lee Gronkiewicz	1999-01
20	Chad Blackwell	2004
19	Jason Pomar	1996-99
18	Scott Barber	1998-00
15	Bobby Kish	1979-81
15	Craig Ross	1993-95
11	Brent Marsh	2005

Shutouts

10	Earl Bass	1972-75
7	Greg Ward	1972-75
6	Jim Lewis	1976-77
5	Kip Bouknight	1998-01
5	Don Gordon	1980-82
5	Tim Lewis	1973-76
5	Alan Hilliard	1970-73
5	Bobby Bryant	1965-67
4	Dennis Lubert	1979-82
4	Ray Lavigne	1974-75

Decisions

57	Kip Bouknight	1998-01
	(45-12)	
50	Aaron Rawl	2002-05
	(35-15)	
47	Greg Ward	1972-75
	(34-13)	
45	Jason Haynie	1993-96
	(27-18)	
45	Matt Threehouse	1989-93
	(31-14)	
42	Rich Pratt	1990-93
	(26-16)	



Scott Barber is fourth in the USC record book in saves in a single season with 15.

42	Tim Lewis	1973--76	1995	Mike Dezenzo	43
	(36-6)		1994	Mark Gugino	66
40	Dennis Lubert	1979-82	1993	Mark Gugino	56
	(31-9)		1992	Jeff Parnell	68
39	David Marchbanks	2001-03	1991	Jeff Parnell	58
	(31-8)		1990	Mike McGee	48
38	Mike Cook	1983-85	1989	Mike McGee	49
	(30-8)		1988	Garrett Carter	65
37	Earl Bass	1972-75	1987	Dave Smyth	53
	(34-3)			Garrett Carter	53
34	Matt Campbell	2002-04	1986	Jeff Morris	64
	(20-12)			Dave Smyth	64
32	Jason Pomar	1996-99	1985	Joe Datin	76
	(17-15)		1984	Greg Morhardt	59
30	Jim Lewis	1976-77	1983	Jim St. Laurent	49
	(19-11)		1982	Phillip Wilson	60
			1981	Jim Curl	71
			1980	Jim Curl	50
			1979	Etienne Farquharson	37
			1978	John Marquardt	44
			1977	Mark Van Bever	60
			1976	Jeff Grantz	56
			1975	Hank Small	50
			1974	Hank Small	51
				Jeff Grantz	51
			1973	Hank Small	34
			1972	John Gambrell	27
			1971	Butch Anderson	25
			1970	Butch Anderson	22
			1969	Wallie Jones	17
			1968	Wallie Jones	15
			1967	Toy McCord	20
			1966	Bob Mauro	16
			1965	Joe Tonelli	21
			1964	Hoke Greiner	23
			1963	Jack McCathern	12
			1962	Hoke Greiner	21

ANNUAL LEADERS

Runs Scored

Year		No.
2006	Justin Smoak	61
2005	Michael Campbell	56
2004	Landon Powell	66
2003	Kevin Melillo	59
2002	Drew Meyer	87
2001	Marcus McBeth	58
2000	Drew Meyer	71
1999	Brian Roberts	79
1998	Mike Curry	102
1997	Adam Everett	82
1996	Etienne Hightower	48

CAROLINA BASEBALL



Blake Taylor was an All-American in the 2002 season and had a school record 21 saves.

Doubles

Year	No.	
2006	Justin Smoak	18
2005	Michael Campbell	16
	Steve Pearce	16
2004	Bryan Triplett	22
2003	Landon Powell	23
2002	Steve Thomas	26
2001	Marcus McBeth	21
2000	Brandon Pack	22
1999	Brian Roberts	21
1998	Adam Everett	21
1997	Derick Urquhart	21
1996	Mike Curry	22
1995	Randy Stegall	19
1994	Mark Gugino	15
	Mac White	15
1993	Joe Biernat	16
	Mac White	16
1992	Dave Willman	19
1991	Mac White	19
1990	Skeets Thomas	14
1989	Skeets Thomas	16
1988	Brian Williams	19
1987	Dave Smyth	18
1986	Dave Smyth	24
1985	Rob Rinehart	21
1984	Kent Anderson	20
1983	Greg Morhardt	16
1982	Greg Morhardt	20
1981	Rob Lowery	20
1980	Rod Carraway	17
1979	Paul Hollins	11
1978	Chuck McLean	15
1977	Mark Van Bever	14
1976	Steve King	14

1975	Jim Pankovits	18
1974	John Gambrell	15
1973	Steve King	8
1972	John Gambrell	12
1971	Pete Carpenter	8
1970	Buddy Caldwell	5
1969	Buddy Caldwell	9
1968	Wallie Jones	6
	Buddy Caldwell	6
1967	Frank Partyka	10
1966	Dan Scarpa	6
1965	Joe Tonelli	7
1964	Dan Reeves	5
1963	Dick Moseley	3
	Jack McCathern	3
1962	Charley Williams	5

Triples

Year	No.	
2006	Trent Kline	4
2005	Michael Campbell	5
2004	Brendan Winn	3
2003	Michael Campbell	3
2002	Brian Buscher	6
2001	Garris Gonce	2
	Drew Meyer	2
2000	Nate Janowicz	5
	Brennan Dees	5
1999	Adam Poe	3
	Nate Janowicz	3
1998	Mike Curry	5
1997	Mike Curry	5
	Adam Everett	5
1996	Mike Curry	1
	Derick Urquhart	1
	Etienne Hightower	1

1995	Brandon Walters	1
	Ryan Szwejbka	2
1994	Rob DeBoer	4
	Mac White	4
1993	Mac White	4
1992	D.T. Cromer	4
1991	Mac White	3
1990	Brian Williams	3
1989	Brian Williams	2
	Skeets Thomas	2
1988	Skeets Thomas	2
	Garrett Carter	2
	Brian Williams	2
1987	Dave Smyth	3
1986	Garrett Carter	5
1985	Rob Rinehart	2
	Jeff Barns	2
	Charlie Aldrich	2
1984	Rob Rinehart	4
1983	Larry Hernandez	2
1982	Phillip Wilson	5
1981	Paul Hollins	4
1980	Etienne Farquharson	4
1979	Wes Westbrook	3
1978	John Marquardt	5
1977	Mookie Wilson	3
1976	Steve Cook	4
1975	Jim Pankovits	5
1974	Eddie Ford	3
1973	Frank Matusek	2
1972	Eddie Ford	2
1971	Bruce Pudlock	2
1970	Gary Lance	2
1969	Don Stanley	2
	Buddy Caldwell	2
	Billy Cash	2
	Gary Lance	2
1968	Wallie Jones	1
	Toy McCord	1
1967	Frank Partyka	4
1966	Bill LaMotte	2
1965	Bill LaMotte	3
1964	Jack McCathern	3
1963	Dick Moseley	1
	Hoke Greiner	1
	Jack McCathern	1
	Tom Traynham	1
	Jerry Johnson	1
	Charley Williams	1
1962	Charley Williams	2
	Jim Lanford	2

Home Runs

Year	No.	
2006	Robbie Grinestaff	17
	Justin Smoak	17
2005	Steve Pearce	21
2004	Steve Pearce	21
2003	Brian Buscher	15
2002	Yaron Peters	29
2001	Tim Whittaker	21
2000	Tripp Kelly	22
1999	Brian Roberts	12
1998	Derick Urquhart	20
1997	Rob Streicher	16
1996	Brian Hucks	12
1995	Craig Dour	9
	Mark Mapes	9
1994	Mac White	8
1993	Jeff Parnell	10
1992	Jeff Parnell	18
1991	Jeff Parnell	15
1990	Skeets Thomas	11
1989	Derrick Mack	10
1988	Garrett Carter	18
1987	Garrett Carter	15
1986	Jeff Morris	19



Yaron Peters was the 2002 SEC Player of the Year with 29 HR and 95 RBI and was a consensus All-American.

CAROLINA BASEBALL

	Dave Hollins	10
1985	Joe Datin	23
1984	Greg Morhardt	17
1983	Chris Boyle	16
1982	Chris Boyle	12
1981	Jim Curl	17
1980	Jim Curl	12
1979	John Marquardt	10
1978	John Marquardt	16
1977	Johnny Hinkel	15
1976	Greg Keatley	12
	Steve King	12
	Jim Pankovits	12
1975	Hank Small	19
1974	Hank Small	17
1973	Hank Small	8
1972	Bruce Pudlock	6
1971	Buddy Caldwell	11
1970	Buddy Caldwell	5
1969	Butch Anderson	4
	Buddy Caldwell	4
1968	Billy Cash	2
	Buddy Caldwell	2
1967	Billy Cash	2
	Bob Mauro	2
	Toy McCord	2
1966	Frank Partyka	2
	Bob Mauro	2
	Scott Townsend	2
1965	Ronnie Lamb	2
	Bill LaMotte	2
1964	Jack McCathern	2
	Dick Moseley	2
1963	Jim Lanford	1
	Charley Williams	1
	Dave Corley	1
1962	Jim Lanford	1
	Bobby Robinson	1
	Charley Williams	1
	Eddie Grasso	1

Runs Batted In

Year	No.
2006	Justin Smoak 63
2005	Steve Pearce 63
2004	Steve Pearce 70
2003	Brian Buscher 66
2002	Yaron Peters 95
2001	Tim Whittaker 74
2000	Brandon Pack 74
1999	Tim Angiolini 62
1998	Derick Urquhart 77
1997	Ryan Bordenick 87
1996	Mark Mapes 53
1995	Mark Mapes 49
1994	Mac White 63
1993	Mac White 59
1992	Jeff Parnell 58
1991	Jeff Parnell 63
1990	Skeets Thomas 59
1989	Skeets Thomas 51
1988	Garrett Carter 60
1987	Charlie Aldrich 65
1986	Jeff Morris 75
1985	Joe Datin 88
1984	Greg Morhardt 57

1983	Chris Boyle	54
1982	Chris Boyle	59
1981	Jim Curl	75
1980	Jim Curl	47
1979	John Marquardt	38
1978	John Marquardt	61
1977	Don Repsher	57
1976	Steve King	53
1975	Hank Small	66
1974	Hank Small	65
1973	Hank Small	32
1972	Bruce Pudlock	27
1971	Buddy Caldwell	23
1970	Butch Anderson	18
1969	Butch Anderson	14
	Ronnie Fulmer	14
1968	Billy Cash	14
1967	Frank Partyka	17
1966	Dan Scarpa	13
1965	Dan Scarpa	16
1964	Jack McCathern	20
1963	Dick Moseley	11
1962	Charley Williams	19

Stolen Bases

Year	No.
2006	Michael Campbell 5
	Cheyne Hurst 5
2005	Steven Tolleson 20
2004	Davy Gregg 14
2003	Jon Coutlangus 14
2002	Drew Meyer 39
2001	Drew Meyer 20
2000	Nate Janowicz 23
1999	Brian Roberts 67
1998	Mike Curry 60
1997	Mike Curry 42
1996	Etienne Hightower 34
1995	Mike Dezenzo 15
1994	Mark Gugino 30
1993	Mark Gugino 41
1992	Mac White 14
	D.T. Cromer 14
1991	George Rush 18
1990	Brian Williams 11
	Mike McGee 11
1989	Brian Williams 18
1988	Hardin Brown 22
1987	Dave Smyth 18
	Mike Songini 18
1986	Jeff Morris 16
	Riley Polk 16
1985	Rob Rinehart 14
1984	Kent Anderson 13
1983	Kent Anderson 16
1982	Robby Vollmer 23
1981	Joe McCarthy 51
1980	Joe McCarthy 36
1979	Etienne Farquharson 36
1978	Tom Williams 17
1977	Mark Van Bever 46
1976	Mark Van Bever 56
1975	Jim Pankovits 23
1974	John Gambrell 33
1973	Hank Small 25
1972	John Gambrell 21
1971	John Gambrell 12



David Marchbanks was named SEC Pitcher of the Year in 2003 earning a 15-3 record with a team-high 135.1 innings pitched.

1970	Bill Petoskey	16	1979	Aaron Scott	105.0
1969	Wallie Jones	7	1978	Aaron Scott	90.1
	Gary Lance	7	1977	Jim Lewis	149.0
1968	Toy McCord	6	1976	Tim Lewis	108.0
1967	Wallie Jones	8	1975	Earl Bass	148.0
1966	Mike Fair	11	1974	Earl Bass	106.0
1965	Ronnie Lamb	4	1973	Alan Hilliard	76.2
1964	Jack McCathern	5	1972	Larry Erbaugh	92.1
1963	Hoke Greiner	4	1971	Larry Erbaugh	75.2
1962	Bobby Robinson	8	1970	Alan Hilliard	61.0
			1969	Jimbo Smith	75.1
			1968	Jimbo Smith	51.0
			1967	Bobby Bryant	87.0
			1966	Bobby Bryant	76.0
			1965	Loveard McMichael	72.2
			1964	Loveard McMichael	78.2
			1963	John Coleman	70.2
			1962	John Coleman	66.0

Innings Pitched

Year	No.
2006	Mike Cisco 88.2
2005	Zac McCamie 115.2
2004	Matt Campbell 124.0
2003	David Marchbanks 135.1
2002	Gary Bell 110.0
2001	Kip Bouknight 124.0
2000	Kip Bouknight 144.0
1999	Kip Bouknight 119.0
1998	Brett Jodie 106.0
1997	Brett Jodie 107.1
1996	Jason Haynie 107.2
1995	J.J. Pearsall 104.0
1994	Scott Pace 106.1
1993	Rich Pratt 114.1
1992	Jared Baker 106.1
1991	Jared Baker 122.2
1990	Brian Williams 107.0
1989	Brian Rountree 88.2
1988	Brian Rountree 123.2
1987	Rodney Richey 93.0
1986	Casey Reed 92.2
1985	Mike Cook 141.0
1984	Mike Cook 91.0
1983	Gary Parmenter 87.1
1982	Joe Kucharski 112.0
1981	Dennis Lubert 117.2
1980	Bill Landrum 96.0

Earned Run Avg

(Min. 36 IP)				
Year		IP	ERA	
2006	Harris Honeycutt (7-0)	67.2	3.33	
2005	Aaron Rawl (9-6)	115.1	3.20	
2004	Chad Blackwell (4-3, 20 saves)	63.0	2.57	
2003	David Marchbanks (15-3)	135.1	2.73	
2002	Matt Campbell (4-2)	37.0	2.43	
2001	Lee Gronkiewicz (2-1, 19 saves)	61.2	1.31	
2000	Kip Bouknight (17-1)	144.0	2.81	
1999	Kip Bouknight (7-4)	119.0	3.86	

CAROLINA BASEBALL

1998	Patrick Sexton (3-2)	37.1	2.65
1997	Brett Jodie (8-4)	107.1	4.44
1996	Jason Haynie (7-6)	107.2	3.43
1995	Craig Ross (4-3)	42.1	2.34
1994	Craig Ross (6-1)	62.2	1.87
1993	Jason Haynie (8-2)	77.1	2.68
1992	Rob Mosser (0-2)	36.2	1.72
1991	Jared Baker (11-4)	122.2	3.15
1990	Brian Beatson (1-3)	44.1	2.23
1989	Matt Threehouse (6-0)	74.2	3.13
1988	Brian Beatson (3-0)	38.0	2.13
1987	Lee Whatley (3-2)	42.2	2.32
1986	Lee Whatley (6-4)	48.0	2.81
1985	Mike Cook (16-2)	141.0	1.91
1984	Rex Perozo (6-0)	49.0	3.12
1983	Bo Taylor (4-1)	50.2	2.13
1982	Mark Calvert (8-1)	68.0	2.78
1981	Don Gordon (8-3)	110.2	2.85
1980	Bobby Kish (4-2)	56.0	1.77
1979	Jeff Twitty (5-2)	47.2	0.76
1978	Bill Landrum (8-2)	81.0	2.78
1977	Randy Martz (14-0)	131.2	1.98
1976	Ed Lynch (9-1)	68.1	2.63
1975	Earl Bass (17-1)	148.0	1.40
1974	Earl Bass (12-1)	106.0	1.10
1973	Bo Robinson (3-1)	55.2	1.63
1972	Larry Erbaugh (6-5)	92.1	1.46
1971	Alan Hilliard (2-3)	46.2	2.31
1970	George Beam (2-4)	46.2	1.53
1969	Jimbo Smith (3-4)	75.1	2.16
1968	Jimbo Smith (6-2)	51.0	1.41
1967	Bobby Bryant (6-2)	87.0	2.17
1966	Loveard McMichael (3-5)	58.0	1.55
1965	Loveard McMichael (6-2)	72.2	2.11
1964	Loveard McMichael	78.1	2.06

(7-3)			
1963	John Jones (2-2)	46.0	1.57
1962	John Coleman (4-4)	66.0	6.66

Strikeouts

Year	No.	IP
2006	Mike Cisco	76 88.2
2005	Zac McCamie	108 115.2
2004	Matt Campbell	145 124.0
2003	Steven Bondurant	98 110.2
2002	Gary Bell	91 110.0
2001	Kip Bouknight	104 124.0
2000	Kip Bouknight	143 144.0
1999	Kip Bouknight	124 119.0
1998	Brett Jodie	113 106.0
1997	Brett Jodie	84 107.1
1996	Jason Haynie	86 107.2
1995	J.J. Pearsall	116 104.0
1994	Scott Pace	83 106.1
1993	Rich Pratt	107 114.1
1992	Jared Baker	114 106.1
1991	Jared Baker	151 122.2
1990	Brian Williams	125 107.0
1989	Brian Williams	96 73.2
1988	Brian Rountree	125 123.2
1987	Rodney Richey	89 93.0
1986	Rodney Richey	65 70.2
1985	Mike Cook	168 141.0
1984	Mike Cook	81 91.0
1983	Mike Cook	64 81.2
1982	Joe Kucharski	92 112.0
1981	Dennis Lubert	90 117.2
1980	Bill Landrum	67 96.0
1979	Bret Baynham	61 86.0
1978	Bill Landrum	61 86.0
1977	Jim Lewis	145 149.0
1976	Tim Lewis	113 108.0
1975	Earl Bass	168 148.0
1974	Earl Bass	129 106.0
1973	Greg Ward	74 74.0
1972	Earl Bass	82 62.2
1971	Larry Erbaugh	60 75.2
1970	Alan Hilliard	51 61.0
1969	Jimbo Smith	52 75.1
1968	Joe Land	47 49.2
	Jimbo Smith	47 51.0
1967	Bobby Bryant	100 87.0
1966	Bobby Bryant	74 76.0
1965	Bobby Bryant	52 58.2
1964	John Coleman	41 66.2
1963	John Coleman	54 70.2
1962	John Coleman	38 66.0

Strikeouts Per Nine Innings

(Min. 40 IP)

Year	IP	SO	AVG.
2006	Andrew Cruse	54.2	51 8.40
2005	Zac McCamie	115.2	108 8.40
2004	Billy Buckner	84.0	105 11.25
2003	Matt Campbell	82.2	82 8.90
2002	Chris Spigner	79.2	91 10.29
2001	Lee Gronkiewicz	61.2	77 11.24

2000	Kip Bouknight	144.0	143	8.90
1999	Scott Barber	44.1	51	10.35
1998	Brett Jodie	106.0	113	9.59
1997	Brett Jodie	107.1	84	7.14
1996	Brett Jodie	45.2	37	7.29
1995	J.J. Pearsall	104.0	116	10.04
1994	J.J. Pearsall	59.1	63	9.56
1993	Jason Haynie	77.1	86	10.00
1992	Rich Pratt	85.2	92	9.67
1991	Jared Baker	122.3	151	11.08
1990	Brian Williams	107.0	125	10.51
1989	Brian Williams	73.1	96	11.78
1988	Brian Williams	42.1	56	11.91
1987	Roger Brainard	49.2	60	10.87
1986	Brian Currie	70.0	60	7.71
1985	Mike Cook	141.0	168	10.72
1984	Mike Cook	91.0	81	8.01
1983	Mike Cook	81.2	64	7.05
1982	Dennis Lubert	94.0	83	7.95
1981	Dennis Lubert	117.2	90	6.88
1980	Dennis Lubert	62	55	7.98
1979	Jeff Twitty	47.2	50	9.44
1978	Bill Landrum	81.0	76	8.44
1977	Jim Lewis	149.0	145	8.76
1976	Tim Lewis	108.0	113	9.42
1975	Earl Bass	148.0	168	10.22
1974	Earl Bass	106.0	129	10.95
1973	Tim Lewis	56.1	70	11.16
1972	Earl Bass	65.2	82	11.84
1971	Alan Hilliard	46.2	49	9.45
1970	Alan Hilliard	54.0	53	8.83
1969	Jimbo Smith	75.1	52	6.21
1968	Joe Land	49.2	47	8.52
1967	Bobby Bryant	87.0	100	10.34
1966	Bobby Bryant	76.0	74	8.76
1965	Bobby Bryant	58.2	52	7.98
1964	John Coleman	66.1	41	5.56
1963	John Coleman	70.2	54	6.88
1962	John Coleman	55.0	38	5.18

Bases On Balls

Year	No.	IP
2006	Wynn Pelzer	42 80.1
2005	Zac McCamie	37 115.2
2004	Matt Campbell	38 124.0
2003	Matt Campbell	47 82.2
2002	Gary Bell	46 110.0
2001	Kip Bouknight	53 124.0
2000	Peter Bauer	36 124.1
1999	Kip Bouknight	49 119.0
1998	Kip Bouknight	46 95.0
1997	Jason Pomar	47 71.1
1996	Brent Moore	50 64.2
1995	J.J. Pearsall	55 104.0
1994	Jason Haynie	56 92.0
1993	Jason Haynie	46 77.1
1992	Jared Baker	64 106.1
1991	Jared Baker	66 122.2
1990	Brian Williams	55 107.0
1989	Brian Williams	46 73.1
1988	Joe Cardwell	49 88.0
1987	Roger Brainard	27 49.2
1986	Dave Menhart	37 70.2
1985	Mike Cook	60 141.0
1984	Mike Cook	47 91.0
1983	Gary Parmenter	36 87.1
1982	Dennis Lubert	29 94.2

1981	Bret Baynham	37	98.2
1980	Bill Landrum	30	96.0
1979	Bret Baynham	29	86.0
1978	Aaron Scott	28	90.1
1977	Jim Lewis	44	149.0
1976	Tim Lewis	49	108.0
1975	Tim Lewis	37	94.0
1974	Tim Lewis	36	74.2
1973	Alan Hilliard	37	76.2
1972	George Beam	33	54.2
1971	George Beam	37	49.0
1970	Jimbo Smith	26	22.1
1969	Jimbo Smith	24	75.1
1968	Jimbo Smith	25	51.0
1967	Bobby Bryant	48	87.0
1966	Bobby Bryant	46	76.0
1965	Bobby Bryant	45	58.2
1964	John Coleman	45	66.1
1963	John Coleman	34	70.2
1962	John Coleman	45	66.0

Fewest Walks Per Nine Innings

(Min. 40 IP)

Year	IP	BB	Avg.
2006	Will Atwood	49.1	10 1.82
2005	Aaron Rawl	115.1	23 1.79
2004	Aaron Rawl	122.0	17 1.25
2003	D. Marchbanks	135.1	25 1.67
2002	D. Marchbanks	99.1	26 2.36
2001	D. Marchbanks	57.0	15 2.37
2000	Scott Barber	106.1	20 1.69
1999	Randy Hadden	99.2	26 2.35
1998	Peter Bauer	67.2	22 2.93
1997	Brett Jodie	107.1	32 2.68
1996	Patrick Sexton	50.0	12 2.16
1995	Craig Ross	42.1	6 1.28
1994	Craig Ross	62.2	12 1.73
1993	Rich Pratt	114.1	24 1.88
1992	Rich Pratt	85.2	25 2.63
1991	Sean Hardwick	81.1	34 3.91
1990	Charlie Young	81.1	14 1.53
1989	Brian Rountree	88.2	33 3.35
1988	Brian Williams	42.1	13 2.76
1987	Lee Whatley	42.2	12 2.53
1986	Steve Boley	56.2	11 1.75
1985	Steve Boley	61.1	11 1.61
1984	Steve Boley	47.2	9 1.70
1983	Mark Calvert	65.2	23 3.15
1982	Don Gordon	102.0	19 1.68
1981	Don Gordon	110.2	16 1.30
1980	Bill Landrum	96.0	30 2.81
1979	Aaron Scott	105.0	26 2.22
1978	Bill Landrum	81.0	15 1.67
1977	Randy Martz	131.2	36 2.46
1976	Ed Lynch	68.2	22 2.90
1975	Earl Bass	148.0	34 2.06
1974	Allen Johnson	73.2	12 1.47
1973	Greg Ward	74.0	9 1.09
1972	Greg Ward	43.1	6 1.25
1971	Alan Hilliard	46.2	14 2.70
1970	Alan Hilliard	45.0	21 3.50
1969	Jimbo Smith	75.1	24 2.87
1968	Joe Land	49.2	21 3.81
1967	Billy Reitmeier	76.0	29 3.43
1966	Lov. McMichael	58.0	13 2.02
1965	Lov. McMichael	72.2	14 1.73
1964	Lov. McMichael	78.2	9 1.03
1963	John Jones	46.0	13 2.54
1962	George Epps	42.0	19 4.0



NCAA TOURNAMENT RECORD
(includes College World Series games)

Year	Won	Lost	Pct.
2006	4	3	.571
2005	3	2	.600
2004	8	2	.800
2003	6	2	.750
2002	9	4	.692
2001	5	3	.625
2000	4	2	.667
1998	2	2	.500
1993	1	2	.333
1992	2	2	.500
1988	3	2	.600
1986	1	2	.333
1985	4	2	.667
1984	2	2	.500
1983	0	2	.000
1982	4	2	.667
1981	5	2	.714
1980	2	2	.500
1977	7	3	.700
1976	1	2	.333
1975	7	2	.778
1974	4	2	.667
Totals	84	49	.632

COLLEGE WORLD SERIES RECORD

Year	Won	Lost	Pct.
2004	3	2	.600
2003	1	2	.333
2002	4	2	.667
1985	0	2	.000
1982	0	2	.000
1981	2	2	.500
1977	3	2	.600
1975	4	2	.667
Totals	17	16	.515

2006

NCAA Super Regional at Athens, Ga.

Won 1, Lost 2

South Carolina def. Georgia	15-6
Georgia def. South Carolina	11-5
Georgia def. South Carolina	11-6

NCAA Regional at Charlottesville, Va.

Won 3, Lost 1 (Finished 1st)

South Carolina def. Evansville	4-2
South Carolina def. Virginia	8-2
Evansville def. South Carolina	15-5
South Carolina def. Evansville	5-1

2005

NCAA Regional at Atlanta, Ga.

Won 3, Lost 2 (Finished 2nd)

South Carolina def. Michigan	6-5
Georgia Tech def. South Carolina	10-2
South Carolina def. Michigan	4-3
South Carolina def. Georgia Tech	8-3
Georgia Tech def. South Carolina	5-0

2004

College World Series at Omaha, Neb.

Won 3, Lost 2

Cal State Fullerton def. South Carolina	2-0
South Carolina def. LSU	15-4
South Carolina def. Miami (Fla.)	15-11
South Carolina def. Cal State Fullerton	5-3
Cal State Fullerton def. South Carolina	4-0

NCAA Super Regional at Columbia, S.C.

Won 2, Lost 0

South Carolina def. East Carolina	4-2
South Carolina def. East Carolina	5-3

NCAA Regional at Columbia, S.C.

Won 3, Lost 0 (Finished 1st)

South Carolina def. The Citadel	12-4
South Carolina def. North Carolina	5-2
South Carolina def. North Carolina	7-6

2003

College World Series at Omaha, Neb.

Won 1, Lost 2

Stanford def. South Carolina	8-0
South Carolina def. LSU	11-10
Stanford def. South Carolina	13-6

NCAA Super Regional at Columbia, S.C.

Won 2, Lost 0

South Carolina def. North Carolina	5-4
South Carolina def. North Carolina	14-4

NCAA Regional at Atlanta, Ga.

Won 3, Lost 0 (Finished 1st)

South Carolina def. East Carolina	4-0
South Carolina def. Stetson	7-2
South Carolina def. Stetson	9-3

2002

College World Series at Omaha, NE

Won 4, Lost 2

Georgia Tech def. South Carolina	11-0
South Carolina def. Nebraska	10-8
South Carolina def. Georgia Tech	9-5
South Carolina def. Clemson	12-4
South Carolina def. Clemson	10-2
Texas def. South Carolina	12-6

NCAA Super Regional at Columbia, S.C.

Won 2, Lost 1

South Carolina def. Miami (Fla.)	10-7
Miami (Fla.) def. South Carolina	5-2
South Carolina def. Miami (Fla.)	6-4

NCAA Regional at Columbia, S.C.

Won 3, Lost 1 (Finished 1st)

South Carolina def. Virginia Commonwealth	6-3
South Carolina def. North Carolina	9-6
North Carolina def. South Carolina	8-4
South Carolina def. North Carolina	3-1

2001

NCAA Super Regional at Palo Alto, Calif.

Won 1, Lost 2

Stanford def. South Carolina	11-1
South Carolina def. Stanford	4-3
Stanford def. South Carolina	3-2

NCAA Regional at Columbia, S.C.

Won 4, Lost 1 (Finished 1st)

South Carolina def. The Citadel	16-0
Central Florida def. South Carolina	8-6
South Carolina def. Princeton	11-7
South Carolina def. Central Florida	9-7
South Carolina def. Central Florida	5-2

2000

NCAA Super Regional at Columbia, S.C.

Won 1, Lost 2

South Carolina def. La-Lafayette	6-3
La.-Lafayette def. South Carolina	7-1
La.-Lafayette def. South Carolina	3-2

NCAA Regional at Columbia, S.C.

Won 3, Lost 0 (Finished 1st)

South Carolina def. Liberty	6-4
South Carolina def. Wake Forest	6-1
South Carolina def. Wake Forest	8-4

1998

Atlantic Region Tournament at Coral Gables, Fla.

Won 2, Lost 2 (Finished 3rd)

South Carolina def. Florida International	21-9
South Carolina def. Texas Tech	9-8
Miami (Fl.) def. South Carolina	14-2
North Carolina def. South Carolina	4-2

1993

Atlantic Region Tournament at Atlanta, Ga.

Won 1, Lost 2 (Finished 4th)

South Carolina def. East Carolina	6-5
Wichita State def. South Carolina	3-2
Georgia Tech def. South Carolina	12-0

1992

Atlantic Region Tournament at Coral Gables, Fla.

Won 2, Lost 2 (Finished 3rd)

South Carolina def. Notre Dame	5-1
South Carolina def. N.C. State	9-6
Miami (Fla.) def. South Carolina	17-2
Notre Dame def. South Carolina	11-2

CAROLINA BASEBALL

1988

Atlantic Region Tournament at Coral Gables, Fla.

Won 3, Lost 2 (Finished 2nd)

South Carolina def. James Madison	3-2
Georgia Tech def. South Carolina	7-6
South Carolina def. Towson State	5-1
South Carolina def. Georgia Tech	5-0
Miami (Fla.) def. South Carolina	10-3

1986

Atlantic Region Tournament at Coral Gables, Fla.

Won 1, Lost 2 (Finished 4th)

South Carolina def. Alabama	5-3
Miami (Fla.) def. South Carolina	7-5
Alabama def. South Carolina	8-7

1985

College World Series at Omaha, Neb.

Won 0, Lost 2 (Finished 8th)

Arkansas def. South Carolina	1-0 (14)
Oklahoma State def. South Carolina	16-11

East Region Tournament at Columbia, S.C.

Won 4, Lost 0 (Finished 1st)

South Carolina def. LaSalle	11-1
South Carolina def. St. John's	13-6
South Carolina def. Western Carolina	14-3
South Carolina def. LaSalle	4-2

1984

South II Region Tournament at Starkville, Miss.

Won 2, Lost 2 (Finished 3rd)

South Carolina def. Mississippi State	4-1
South Carolina def. North Carolina	5-4
New Orleans def. South Carolina	6-5
Mississippi State def. South Carolina	18-9

1983

East Region Tournament at Chapel Hill, N.C.

Won 0, Lost 2 (Finished 5th)

James Madison def. South Carolina	9-4
Delaware def. South Carolina	12-11

1982

College World Series at Omaha, Neb.

Won 0, Lost 2 (Finished 7th)

Stanford def. South Carolina	15-4
Oklahoma State def. South Carolina	10-8

East Region Tournament at Columbia, S.C.

Won 4, Lost 0 (Finished 1st)

South Carolina def. West Virginia	7-0
South Carolina def. The Citadel	6-4
South Carolina def. The Citadel	11-2
South Carolina def. West Virginia	2-1

1981

College World Series at Omaha, Neb.

Won 2, Lost 2 (Finished 4th)

Oklahoma State def. South Carolina	8-5
South Carolina def. Maine	12-7
South Carolina def. Mississippi State	6-5
Arizona State def. South Carolina	10-7

East Region Tournament at Columbia, S.C.

Won 3, Lost 0 (Finished 1st)

South Carolina def. Temple	15-6
South Carolina def. Memphis State	8-5
South Carolina def. Memphis State	11-5

1980

Atlantic Region Tournament at Clemson, S.C.

Won 2, Lost 2 (Finished 2nd)

South Carolina def. Georgia Southern	7-2
Clemson def. South Carolina	6-2
South Carolina def. East Tennessee State	8-5
Clemson def. South Carolina	17-12

1977

College World Series at Omaha, Neb.

Won 3, Lost 2 (Finished 2nd)

South Carolina def. Baylor	3-2 (10)
South Carolina def. Los Angeles State	6-2
South Carolina def. SIU-Carbondale	5-4
Arizona State def. South Carolina	6-2
Arizona State def. South Carolina	2-1

Atlantic Region Tournament at Columbia, S.C.

Won 4, Lost 1 (Finished 1st)

South Alabama def. South Carolina	7-6
South Carolina def. East Carolina	4-1
South Carolina def. South Alabama	11-2
South Carolina def. Wake Forest	5-2
South Carolina def. Wake Forest	6-1

1976

Atlantic Region Tournament at Columbia, S.C.

Won 1, Lost 2 (Finished 3rd)

South Carolina def. Virginia Tech	7-6
Clemson def. South Carolina	7-4
Furman def. South Carolina	12-1

1975

College World Series at Omaha, Neb.

Won 4, Lost 2 (Finished 2nd)

South Carolina def. Seton Hall	3-1
South Carolina def. Eastern Michigan	5-1
South Carolina def. Arizona State	6-3
Texas def. South Carolina	17-6
South Carolina def. Arizona State	4-1
Texas def. South Carolina	5-1

Atlantic Region Tournament at Columbia, S.C.

Won 3, Lost 0 (Finished 1st)

South Carolina def. The Citadel	11-3
South Carolina def. Temple	15-0
South Carolina def. N.C. State	4-3

1974

District III Tournament at Starkville, Miss.

Won 4, Lost 2 (Finished 2nd)

South Carolina def. N.C. State	9-0
South Carolina def. East Carolina	5-1
Miami (Fla.) def. South Carolina	5-0
South Carolina def. Georgia Southern	1-0
South Carolina def. Miami (Fla.)	3-1
Miami (Fla.) def. South Carolina	2-1

COLLEGE WORLD SERIES

ALL-TOURNAMENT TEAM

- 2004** — Steve Pearce, 1B; Landon Powell, C; Bryan Triplett, 3B
- 2002** — Justin Harris, OF; Landon Powell, C
- 1981** — Rod Carraway, SS
- 1977** — Mookie Wilson, OF (unanimous); Randy Martz, P; Chuck McLean, OF
- 1975** — Earl Bass, P; Mark Van Bever, 2B; Steve Cook, OF


NCAA REGIONAL MVP

- 2006 Charlottesville** — Phil Disher, DH
- 2004 Columbia** — Steve Pearce, 1B
- 2003 Atlanta** — Landon Powell, C
- 2002 Columbia** — Yaron Peters, 1B
- 2001 Columbia** — Kip Bouknight, P
- 2000 Columbia** — Peter Bauer, P
- 1985 East** — Mike Cook, P
- 1982 East** — Greg Morhardt, 1B
- 1981 East** — Jim Curl, 1B

NCAA REGIONAL

ALL-TOURNAMENT TEAM

- 2006 Charlottesville** — Chris Brown, 2B; Mike Cisco, P; Phil Disher, C; Neil Giesler, 3B; Wynn Pelzer, P
- 2005 Atlanta** — Michael Campbell, OF; Neil Giesler, 3B; Steve Pearce, 1B
- 2004 Columbia** — Matt Campbell, P; Michael Campbell, OF; Kevin Melillo, 2B; Steve Pearce, 1B; Mark Stanley, OF; Bryan Triplett, 3B
- 2003 Atlanta** — Chris Hernandez, P; Kevin Melillo, 2B; Landon Powell, C; Steven Tolleson, OF; Bryan Triplett, 1B
- 2002 Columbia** — Justin Harris, 2B; Drew Meyer, SS; Yaron Peters, 1B; Blake Taylor, P
- 2001 Columbia** — Kip Bouknight, P; Lee Gronkiewicz, P; Marcus McBeth, OF; Michael Floyd, OF; Bryon Jeffcoat, 2B; Tim Whittaker, C; Garris Gonc, OF
- 2000 Columbia** — Peter Bauer, P; Drew Meyer, SS; John McHenry, IF; Brandon Pack, C; Chris Plummer, 3B
- 1998 Atlantic** — Ryan Bordenick, C; Derick Urquhart, OF; Jay Lambert, 2B
- 1992 Atlantic** — Jerry Shepherd, OF
- 1988 Atlantic** — Skeets Thomas, OF; Brian Williams, P; Adrian Adkins, DH
- 1986 Atlantic** — Dave Hollins, 3B
- 1985 East** — Jeff Barns, SS; Dave Hollins, 3B; Scott Mackie, OF; Rob Rinehart, OF; Charlie Aldrich, DH; Mike Cook, P
- 1984 South II** — Kent Anderson, SS; Greg Morhardt, 1B
- 1982 East** — Joe Kucharski, P; Chris Boyle, C; Greg Morhardt, 1B; John Sullivan, 3B; Kent Anderson, SS; Phillip Wilson, OF
- 1981 East** — Bobby Kish, P; Rob Lowery, C; Jim Curl, 1B; Robby Vollmer, OF
- 1980 Atlantic** — Greg Jonson, SS; Joe McCarthy, OF



SEC TOURNAMENT RECORD

Year	Won	Lost	Pct.
2006	1	2	.333
2005	1	2	.333
2004	4	0	1.000
2003	1	2	.333
2002	4	2	.667
2001	3	2	.600
2000	2	2	.500
1999	0	2	.000
1998	0	2	.000
1997	0	1	.000
1995	0	2	.000
1994	0	2	.000
1993	0	2	.000
1992	3	2	.600
Totals	19	25	.432

METRO TOURNAMENT RECORD

Year	Won	Lost	Pct.
1991	3	2	.600
1990	1	2	.333
1989	0	2	.000
1988	2	2	.500
1987	1	2	.333
1986	3	2	.600
1985	3	2	.600
1984	3	2	.600
Totals	16	16	.500

SEC & METRO TOURNAMENT TOTALS

Totals	35	41	.461
---------------	-----------	-----------	-------------

2006

SEC Tournament at Hoover, Ala.

Won 1, Lost 2 (Tied 5th)

South Carolina def. Kentucky	4-2
Vanderbilt def. South Carolina	11-1 (7 inn.)
Georgia def. South Carolina	16-10

2005

SEC Tournament at Hoover, Ala.

Won 1, Lost 2 (Tied 5th)

South Carolina def. Tennessee	12-2
Mississippi State def. South Carolina	6-2
Tennessee def. South Carolina	4-1

2004

SEC Tournament at Hoover, Ala

Won 4, Lost 0 (1st)

South Carolina def. Ole Miss	7-6 (10 inn.)
South Carolina def. Tennessee	5-1
South Carolina def. Arkansas	3-2
South Carolina def. Vanderbilt	3-2

2003

SEC Tournament at Hoover, Ala.

Won 1, Lost 2 (Tied 5th)

Alabama def. South Carolina	9-7
South Carolina def. Vanderbilt	3-2
Auburn def. South Carolina	5-1

2002

SEC Tournament at Hoover, Ala

Won 4, Lost 2 (2nd)

South Carolina def. Arkansas	10-1
LSU def. South Carolina	8-3
South Carolina def. Arkansas	6-2
South Carolina def. LSU	10-8
South Carolina def. LSU	5-4
Alabama def. South Carolina	6-2

2001

SEC Tournament at Hoover, Ala

Won 3, Lost 2 (Tied 3rd)

Miss. State def. South Carolina	2-1
South Carolina def. Auburn	5-4
South Carolina def. Georgia	10-2
South Carolina def. Miss. State	7-6
Miss. State def. South Carolina	1-0

2000

SEC Tournament at Hoover, Ala

Won 2, Lost 2 (Tied 3rd)

Kentucky def. South Carolina	6-4
South Carolina def. Auburn	11-4
South Carolina def. Kentucky	12-5

Florida def. South Carolina	12-4
-----------------------------	------

1999

SEC Tournament at Hoover, Ala

Won 0, Lost 2 (Tied 7th)

Mississippi St. def. South Carolina	7-5
Louisiana State def. South Carolina	2-0

1998

SEC Tournament at Hoover, Ala

Won 0, Lost 2 (Tied 7th)

Mississippi St. def. South Carolina	9-8
Louisiana State def. South Carolina	6-0

1997

SEC Tournament at Columbus, Ga.

Won 0, Lost 1 (Tied 7th)

Mississippi State def. South Carolina	12-9
---------------------------------------	------

1995

SEC East Tournament at Knoxville, Tenn.

Won 0, Lost 2 (Finished 6th)

Kentucky def. South Carolina	6-2
Tennessee def. South Carolina	8-0

1994

SEC East Tournament at Lexington, Ky.

Won 0, Lost 2 (Finished 5th)

Kentucky def. South Carolina	6-5
Tennessee def. South Carolina	8-1

1993

SEC East Tournament at Columbia, S.C.

Won 0, Lost 2 (Finished 5th)

Georgia def. South Carolina	3-1
Vanderbilt def. South Carolina	11-7

1992

SEC Tournament at New Orleans, La.

Won 3, Lost 2 (Finished 3rd)

Arkansas def. South Carolina	8-6
South Carolina def. Vanderbilt	14-1
South Carolina def. Arkansas	9-5
South Carolina def. Florida	14-4
Louisiana State def. South Carolina	6-3

1991

Metro Conference Tournament at Salem, Va.

Won 3, Lost 2 (Finished 3rd)

South Carolina def. Virginia Tech	17-1
Florida State def. South Carolina	17-0
South Carolina def. Louisville	7-5
South Carolina def. Southern Mississippi	10-8
Florida State def. South Carolina	10-9 (10)

CAROLINA BASEBALL

1990

Metro Conference Tournament at Hattiesburg, Miss.

Won 1, Lost 2 (Finished 6th)

Cincinnati def. South Carolina	6-2
South Carolina def. Louisville	3-2
Virginia Tech def. South Carolina	2-1

1989

Metro Conference Tournament at Columbia, S.C.

Won 0, Lost 2 (Finished 6th)

Memphis State def. South Carolina	11-10
Virginia Tech def. South Carolina	8-4

1988

Metro Conference Tournament at Tallahassee, Fla.

Won 2, Lost 2 (Finished 2nd)

South Carolina def. Southern Mississippi	4-2
Florida State def. South Carolina	9-3
South Carolina def. Southern Mississippi	6-2
Florida State def. South Carolina	9-1

1987

Metro Conference Tournament at Columbia, S.C.

Won 1, Lost 2 (Finished 4th)

South Carolina def. Memphis State	6-2
Florida State def. South Carolina	9-5
Cincinnati def. South Carolina	19-4

1986

Metro Conference Tournament at Tallahassee, Fla.

Won 3, Lost 2 (Finished 2nd)

South Carolina def. Southern Mississippi	10-1
South Carolina def. Memphis State	4-3
South Carolina def. Florida State	8-5
Florida State def. South Carolina	3-0
Florida State def. South Carolina	7-2

1985

Metro Conference Tournament at Tallahassee, Fla.

Won 3, Lost 2 (Finished 2nd)

South Carolina def. Southern Mississippi	13-1
South Carolina def. Memphis State	19-8
South Carolina def. Virginia Tech	9-6
Florida State def. South Carolina	7-5
Florida State def. South Carolina	11-5

1984

Metro Conference Tournament at Tallahassee, Fla.

Won 3, Lost 2 (Finished 2nd)

South Carolina def. Florida State	4-3
South Carolina def. Southern Mississippi	8-5
South Carolina def. Cincinnati	4-3
Virginia Tech def. South Carolina	6-3
Florida State def. South Carolina	11-10

SEC ALL-TOURNAMENT TEAM

2006 — Mike Cisco, P

2005 — Neil Giesler, 3B

2004 — Brendan Winn, OF;

(Kevin Melillo/Steven Tolleson - Co-MVP's)

2002 — Gary Bell, P; Drew Meyer, SS;

Steve Thomas, OF

2001 — Michael Floyd, OF; Bryon Jeffcoat, 2B

2000 — Drew Meyer, SS

1992 — Jerry Shepherd, OF; Burke Cromer, 3B;

Dave Willman, C

METRO

ALL-TOURNAMENT TEAM

1991 — Jeff Parnell, 1B; Burke Cromer, 3B

1990 — Burke Cromer, SS

1988 — Skeets Thomas, OF; Brian Williams, 3B;

Brian Williams, P

1986 — Jeff Morris, OF; Joe Datin, 1B; Brian

Currie, P; Dave Hollins, 3B; Jeff Churchich,

DH

1985 — Jeff Barns, SS; Rob Rinehart, OF; Scott

Mackie, OF

1984 — Greg Morhardt, 1B; Rob Rinehart, OF;

Jim St. Laurent, OF



Kevin Melillo
2004 SEC Tournament Co-MVP



Steven Tolleson
2004 SEC Tournament Co-MVP

FINAL NATIONAL POLLS

Year	Baseball America	Collegiate Baseball	USA Today
2006	13th	12th	15th
2005	25th	26th	23rd
2004	3rd	3rd	3rd
2003	10th	6th	7th
2002	2nd	2nd	2nd
2001	12th	15th	13th
2000	4th	9th	8th
1998	16th	19th	18th
1993	25th	29th	25th
1992	18th	28th	
1988	20th	17th	
1985	13th	8th	
1984		21st	
1983		28th	
1982		7th	
1981		4th	
1980		9th	
1979		21st	
1977		6th	
1976		17th	
1975		4th	
1974		9th	


CAROLINA

BASEBALL

ALL-AMERICANS



SCOTT BARBER
2000



EARL BASS
1974, 1975



PETER BAUER
1998, 2000



JOE BIERNAT
1993



CHAD BLACKWELL
2004



RYAN BORDENICK
1997, 1998



KIP BOUKNIGHT
1998, 2000




BRIAN BUSCHER
2003



MATT CAMPBELL
2004



MIKE COOK
1985



MIKE CURRY
1998



ADAM EVERETT
1998



LEE GRONKEWICZ
2001



PAUL HOLLINS
1981



GREG JOHNSON
1980



JOE KUCHARSKI
1982



ROB LOWERY
1981



DAVID MARCHBANKS
2003



DREW MEYER
2002



JEFF PARNELL
1993



STEVE PEARCE
2005



YARON PETERS
2002




LANDON POWELL
2004



AARON RAWL
2004



BRIAN ROBERTS
1999



HANK SMALL
1974, 1975




BLAKE TAYLOR
2002



MAC WHITE
1993, 1994



MOOKIE WILSON
1977



TIM WHITTAKER
2001

22 NCAA APPEARANCES 1974-77, 1980-86, 1988, 1992-93, 1998, 2000-06

CAROLINA BASEBALL

Carolina's Freshman All-Americans



PETER BAUER
1998



KIP BOUKNIGHT
1998



MIKE CURRY
1996



JASON HAYNIE
1993



DREW MEYER
2000



MAC WHITE
1991

Golden Spikes Award

(Awarded to the Outstanding College Player in the United States by USA Baseball)

2000 — Kip Bouknight, P

Rotary Smith Award


(Awarded to the Outstanding College Player in the United States by the Rotary Club of Houston, TX)

2000 — Kip Bouknight, P

Lefty Gomez Plate

(Awarded 1974-77 to the Outstanding Amateur Player in the United States)

1977 — Randy Martz, P



Ryan Bordenick

Carolina All-Americans

2005 - Steve Pearce, 1B, *Baseball America*

2004 - Chad Blackwell, RHP, *ABCA, Baseball America, Collegiate Baseball, NCBWA*; Matt Campbell, LHP, *Baseball America*; Landon Powell, C, *ABCA, Baseball America, Collegiate Baseball, NCBWA, Sports Weekly*; Aaron Rawl, *NCBWA*.

2003 - Brian Buscher, 3B, *Collegiate Baseball*; David Marchbanks, LHP, *ABCA, Baseball America, Collegiate Baseball, NCBWA*.

2002 - Drew Meyer, *ABCA, Baseball America, Collegiate Baseball*, Yaron Peters 1B, *ABCA, Baseball America, Baseball Weekly, Collegiate Baseball, NCBWA*, Blake Taylor, *ABCA, Baseball America, Baseball Weekly, Collegiate Baseball, NCBWA*

2001 - Lee Gronkiewicz, P, *Collegiate Baseball, Baseball Weekly, Baseball America*; Tim Whittaker, C, *Baseball America*

2000 — Scott Barber, P, *ABCA*; Peter Bauer, *ABCA*; Kip Bouknight, TPX, *Baseball America, Sporting News, ABCA, Baseball Weekly, NCBWA*.

1999 — Brian Roberts, SS, *Baseball America* (2nd Team); *Collegiate Baseball* (3rd Team)

1998 — Adam Everett, SS, *Baseball America, ABCA* (2nd Team); *NCBWA* (2nd Team); TPX (3rd Team); Mike Curry, OF, *Baseball America, TPX* (2nd Team), *NCBWA* (3rd Team); Ryan Bordenick, UT, *NCBWA* (2nd Team); Kip Bouknight, P, *NCBWA* (3rd Team)

1997 — Ryan Bordenick, DH, Coaches; *NCBWA* (3rd team)

1994 — Mac White, CF, *NCBWA* (3rd team)

1993 — Joe Biernat, SS, *NCBWA*; Mac White, CF, *NCBWA*; Jeff Parnell, 1B, *Collegiate Baseball* (Preseason)

1985 — Mike Cook, P, Coaches; *Baseball America*

1982 — Joe Kucharski, P, Coaches

1981 — Rob Lowery, C, *Baseball Bulletin*; Paul Hollins, OF, Coaches (2nd team), *Baseball Bulletin* (2nd team)

1980 — Greg Jonson, SS, *Baseball Bulletin*

1978 — John Marquardt, 3B, Coaches

1977 — Randy Martz, P, Coaches, *Sporting News*; Mookie Wilson, OF, *Sporting News* (2nd team)

1975 — Earl Bass, P, Coaches; Hank Small, 1B, Coaches

1974 — Earl Bass, P, Coaches; Hank Small, 1B, Coaches (2nd team)

Freshman All-Americans

2006 — Andrew Crisp, OF, *Collegiate Baseball*; Justin Smoak, 1B, *Collegiate Baseball*;

2000 — Drew Meyer, SS, TPX; *Baseball America; Baseball Weekly*

1998 — Kip Bouknight, P, TPX; Peter Bauer, P, TPX

1996 — Mike Curry, OF, Mizuno

1993 — Jason Haynie, P, Mizuno

1991 — Mac White, OF, *Baseball America* (2nd team)

Academic All-America

(Selected by CoSIDA)

1985 — Rob Rinehart, OF (2nd team)

1981 — Jim Curl, 1B; Paul Hollins, OF (2nd team)

1980 — Jim Curl, 1B; Paul Hollins, OF (3rd team)

1977 — Randy Martz, P; Mark Van Bever, 2B

1974 — John Gambrell, OF

CAROLINA BASEBALL

Irby Raines Coaches' Award

(Presented by Gamecock Dugout Club. Named for the late father of Coach June Raines.)

- 2006 — Chris Brown, INF
- 2005 — Brendan Winn, OF
- 2004 — Steven Tolleson, INF
- 2003 — Steven Tolleson, OF/INF
- 2002 — Steven Bondurant, P; Kevin Melillo, INF
- 2001 — David Marchbanks, P
- 2000 — Brandon Pack, C
- 1999 — Scott Barber, P
- 1998 — Ryan Bordenick, C
- 1997 — Derick Urquhart, OF
- 1996 — Brian Hucks, C
- 1995 — Mark Mapes, OF
- 1994 — Mark Gugino, LF
- 1993 — Stacy Stokes, 2B
- 1992 — Brian Lawler, OF
- 1991 — Burke Cromer, 3B
- 1990 — Brian Beatson, P
- 1989 — Mike McGee, OF
- 1988 — Garrett Carter, OF
- 1987 — Dave Smyth, OF
- 1986 — Riley Polk, 2B
- 1985 — Rob Rinehart, OF
- 1984 — John Sullivan, 3B
- 1983 — Art Finley, 2B
- 1982 — Don Gordon, P
- 1981 — Tom Williams, 2B

Taylor McEntire Most Valuable Player Award

- 2006 — Michael Campbell, OF
- 2005 — Steve Pearce, 1B
- 2004 — Landon Powell, C
- 2003 — Brian Buscher, 3B
- 2002 — Yaron Peters, 1B
- 2001 — Tim Whittaker, C
- 2000 — Kip Bouknight, P
- 1999 — Brian Roberts, SS
- 1998 — Adam Everett, SS
- 1997 — Rob Streicher, C
- 1996 — Jason Haynie, P
- 1995 — Mark Mapes, OF
- 1994 — Mac White, CF
- 1993 — Joe Biernat, SS; Rich Pratt, P
- 1992 — Dave Willman, C
- 1991 — Dave Willman, C
- 1990 — Skeets Thomas, OF
- 1989 — Tripp Cromer, SS
- 1988 — Garrett Carter, OF; Mark Nelson, C
- 1987 — Dave Smyth, OF
- 1986 — Jeff Morris, OF
- 1985 — Mike Cook, P; Joe Datin, OF
- 1984 — Greg Morhardt, 1B; Kent Anderson, SS
- 1983 — Mike Werner, P
- 1982 — Joe Kucharski, P
- 1981 — Paul Hollins, OF

Fred Brinkman Inspirational Award

- 2006 — Phil Disher, C/Wynn Pelzer, P
- 2005 — Mark Stanley, OF
- 2004 — Kevin Melillo, INF
- 2003 — Steven Bondurant, P
- 2002 — Trey Dyson, DH
- 2001 — Brennan Dees, OF
- 2000 — Brennan Dees, OF
- 1999 — Jamie Poston, P
- 1998 — Derick Urquhart, OF

All-Southeastern Conference

- 2006 — Michael Campbell, OF; Robbie Grinestaff DH (2nd); Reese Havens, SS (2nd); Wynn Pelzer, RP (2nd)
- 2005 — Steven Tolleson, SS; Steve Pearce 1B; (2nd)
- 2004 — Chad Blackwell, RHP; Landon Powell, C; Brendan Winn, OF (2nd)
- 2003 — Brian Buscher, 3B; David Marchbanks, P; Landon Powell, C.
- 2002 — Yaron Peters, 1B; Drew Meyer, SS; Blake Taylor, RHP; Trey Dyson, DH:
- 2001 — Garris Gonce, OF; Lee Gronkiewicz, P; Marcus McBeth, CF (2nd).
- 2000 — Kip Bouknight, P; Scott Barber, P; Peter Bauer, P (2nd); Drew Meyer, SS (2nd); Nate Janowicz, OF (2nd).
- 1999 — Tim Angiolini, DH; Brian Roberts, SS, (2nd)
- 1998 — Adam Everett, SS; Mike Curry, OF; Kip Bouknight, P
- 1997 — Ryan Bordenick, DH; Brett Jodie, P
- 1996 — Jason Haynie, P (2nd)
- 1995 — Mark Mapes, OF (2nd)
- 1994 — Mac White, OF; Mark Gugino, OF (2nd); Rob DeBoer, C (2nd)
- 1993 — Joe Biernat, SS; Rich Pratt, P; Mac White, CF; Jason Haynie, P (2nd)
- 1992 — D.T. Cromer, DH; Jerry Shepherd, OF; Dave Willman, C

All-Freshman Southeastern Conference

- 2006 — Mike Cisco, SP; Andrew Crisp, OF; Justin Smoak, 1B
- 2004 — David Cash, SS; Arik Hempy, RP

National Coach Of The Year

- 2000 — Ray Tanner (*Baseball America*)

National Assistant Coach Of The Year

- 2002 — Jim Toman (*Baseball America/ABCA*)

SEC Player of the Year

- 2002 — Yaron Peters
- 2000 — Kip Bouknight

SEC Pitcher of the Year

- 2003 - David Marchbanks

SEC Male Scholar-Athlete Of The Year

- 2002 — Trey Dyson

SEC Coach of the Year

- 2000 — Ray Tanner
- 1998 — Ray Tanner

South Region Coach of the Year

- 2002 — Ray Tanner

Atlantic Region Coach Of The Year

- 1977 — June Raines
- 1975 — Bobby Richardson

All-South Region

- 1998 — Adam Everett, SS
- 1997 — Ryan Bordenick, DH; Rob Streicher, C

All-Metro Conference

- 1991 — Jared Baker, P; Jerry Shepherd, OF
- 1990 — Skeets Thomas, OF; Brian Williams, UTIL; Burke Cromer, SS (2nd)
- 1989 — Tripp Cromer, SS; Skeets Thomas, OF (2nd); Mike McGee, OF (2nd)
- 1988 — Mark Nelson, C; Garrett Carter, OF; Brian Williams, SS; Adrian Adkins, DH; Joe Cardwell, P; Brian Beatson, P
- 1987 — Lee Whatley, P; Jeff Barns, SS; Dave Smyth, OF; Charlie Aldrich, DH
- 1986 — Jeff Barns, SS; Jeff Morris, OF; Dave Menhart, P
- 1985 — Jeff Barns, SS; Joe Datin, 1B; Rob Rinehart, OF; Mike Cook, P
- 1984 — Greg Morhardt, 1B; Kent Anderson, SS

All-Atlantic Coast Conference

- 1971 — Buddy Caldwell, 1B (2nd); Butch Anderson, SS (2nd)
- 1970 — Buddy Caldwell, 1B (2nd)
- 1969 — Wallie Jones, 2B
- 1968 — Toy McCord, SS; Wallie Jones, 2B; Bill Cash, 1B
- 1967 — Dan Scarpa, C; Mike Fair, OF; Frank Partyka, 3B
- 1966 — Bobby Bryant, P; Dan Scarpa, C;
- 1965 — Dan Scarpa, C
- 1963 — Hoke Greiner, 2B; Jack McCathern, 1B
- 1962 — Jack McCathern, OF
- 1959 — Ken Rosefield, 1B
- 1957 — Larry Jewell, SS (2nd)
- 1956 — Larry Jewell, 3B (2nd); Frank Ellerbee, SS (2nd); Jim Jarrett, UT (2nd)

CAROLINA BASEBALL

Pro Signees

(**Bold face indicates played in Major Leagues**)

2006 -- Michael Campbell (Padres); Andrew Cruse (Phillies); Ian Paxton (Devil Rays)
 2005 — Davy Gregg (Cubs); Zac McCamie (Marlins)
 Steve Pearce (Pirates); Aaron Rawl (Phillies)
 2004 — Landon Powell (A's); Matt Campbell (Royals); Billy Buckner (Royals); Chad Blackwell (Royals); Kevin Melillo (A's); Bryan Triplett (Astros)
 2003 — Brian Buscher (Giants); David Marchbanks (Marlins); Steven Bondurant (A's); Justin Harris (Pirates); Jon Coutlangus (Giants); Chris Hernandez (Pirates)
 2002 — **Drew Meyer (Rangers)**; Yaron Peters (Braves); Gary Bell (Yankees); Garris Gonc (Cardinals); Blake Taylor (Indians); Trey Dyson (Royals); Steven Whetstone (White Sox); John Wesley (Blue Jays)
 2001 — Marcus McBeth (Athletics); Kip Bouknight (Rockies); Bryon Jeffcoat (Braves); Brett Price (Athletics); Michael Floyd (Phillies); Tim Whittaker (Blue Jays); Lee Gronkiewicz (Indians); Tripp Kelly (Athletics); Brennan Dees (Montgomery, Ind.)
 2000 — Peter Bauer (Blue Jays); Scott Barber (Dmondbacks); Brandon Pack (Rangers); Nate Janowicz (Indians); Clint Collins (Reds)
 1999 — **Brian Roberts (Orioles)**; Randy Had den (Dodgers); Jason Pomar (Athletics); Adam Poe (Rangers)
 1998 — **Adam Everett (Red Sox)**; Mike Curry (Royals); **Brett Jodie (Yankees)**; Ryan Bordenick (Brewers); Derick Urquhart (Expos); Eric Stanton (Pirates); Patrick Sexton (Mets)
 1997 — Rob Streicher (Expos)
 1996 — Brian Hucks (Reds); Jason Haynie (Pirates)
 1995 — J.J. Pearsall (Dodgers); **Jim Stoops (Giants)**
 1994 — Rob DeBoer (Athletics); Mac White (Tigers); Mark Gugino (Marlins); Scott Pace (Marlins)
 1993 — Rich Pratt (White Sox); Joe Biernat (Cubs)
 1992 — Jared Baker (Padres); Burke Cromer (Braves); **D.T. Cromer (Blue Jays)**; Dave Willman (Brewers); Brian Lawler (Phillies)

1991 — Sean Evans (Pirates)
 1990 — **Brian Williams (Astros)**
 1989 — **Tripp Cromer (Cardinals)**; Brian Rountree (Tigers); Kenny Welch (Indians); Adrian Adkins (Pirates)
 1988 — Garrett Carter (Braves); Mike Songini (Reds); Bobby Underwood (Pirates)
 1987 — Jeff Barns (Angels); Brian Currie (Dodgers); **Dave Hollins (Padres)**; Rodney Richey (Blue Jays); Lee Whatley (Dodgers)
 1986 — Joe Datin (Braves); Riley Polk (Indians); **Mike Cook (Angels)**; Rob Rinehart (Mets)
 1984 — **Kent Anderson (Angels)**; Greg Morhardt (Twins); Jim St. Laurent (Rangers); Phillip Wilson (Twins)
 1983 — Gary Parmenter (Cubs); Mark Calvert (Reds); Mike Werner (Blue Jays)
 1982 — Joe Kucharski (Orioles); Dennis Lubert (Braves); **Don Gordon (Tigers)**; Robby Vollmer (Mariners); Kurt Korinek (Royals)
 1981 — Bobby Kish (Cardinals); Paul Hollins (Mets); Joe McCarthy (Tigers); Rob Carraway (Indians); Rob Lowery (Phillies)
 1980 — Greg Jonson (Royals); **Bill Landrum (Cubs)**
 1979 — **Jeff Twitty (Royals)**
 1978 — Chuck McLean (Kinston — Ind.)
 1977 — **Randy Martz (Cubs)**; **Mookie Wilson (Mets)**; **Ed Lynch (Rangers)**; **Jim Lewis (Mariners)**; Mark Van Bever (Orioles); Johnny Hinkel (White Sox); Mike Lebo (Blue Jays)
 1976 — **Garry Hancock (Indians)**; **Greg Keatley (Cubs)**; Tim Lewis (Yankees); **Jim Pankovits (Astros)**; Steve Cook (Orioles)
 1975 — **Hank Small (Braves)**; Earl Bass (Cardinals); Greg Ward (Orioles)
 1974 — John Gambrell (Phillies); Eddie Ford (Red Sox); Allen Johnson (Tigers)
 1972 — Pete Carpenter (Cardinals); Billy Petoskey (Phillies)
 1971 — Buddy Caldwell (Red Sox); Butch Bolton (Braves)
 1970 — **Gary Lance (Royals)**
 1968 — Toy McCord (Angels)
 1967 — Lary Womack (Yankees); Dan Scarpa (Mets)

SEC ACADEMIC HONOR ROLL ALL-TIME MEMBERS

Name.....	Year
Brian Adams.....	1995
James Badolato	1994
Forrest Beverly.....	2005-06
Joe Biernat	1993
Chad Blackwell.....	2004
Steven Bondurant.....	2000-01-02-03
Ryan Bordenick.....	1996-97-98
Kip Bouknight.....	2000-01
Rico Bravo	2000-01-02-03
Chris Brown.....	2006
Billy Buckner.....	2004
Andrew Cruse	2005-06
Brennan Dees.....	2001-02
Phil Disher	2005
Craig Dour	1996-97
Trey Dyson.....	2000-01-03
Jeff Easterling	1993
Neil Giesler	2006
Davy Gregg.....	2004-05
John Gregory.....	2004-05
Garris Gonc	2003
Lee Gronkiewicz.....	2001-02
Oliver Harwas	1996
Harris Honeycutt.....	2006
Brian Hucks	1995-96
Cheyne Hurst	2006
Nate Janowicz	2000
Brett Jodie	1997-98
Tripp Kelly.....	1999-2000
Brian Kirby	1998
Trent Kline	2006
Conor Lalor.....	2004-05-06
Dan Luczak	2005-06
Brent Marsh	2005
Wally Maynard.....	1993-94-95
Tim McCarty.....	2004
Kevin Melillo	2003-04
Brent Moore	1996
Shane Nelson	2000
Scott Pace.....	1994
Hank Parks.....	2004
Ian Paxton	2005-06
Yaron Peters	2003
Jeremy Plexico.....	2000-01-02
Chris Plummer	2001-02
Jamie Poston	2000
Landon Powell	2003-04
Aaron Rawl	2004-05
Steven Reinhold.....	2005-06
Matt Riddle	2000-01-03
Stacy Stokes	1993-94
Rob Streicher	1996-97
Ryan Szjwebka.....	1996-97
Craig Thomas.....	2006
Steve Thomas.....	2000-01-02
Brandon Todd.....	2006
Steven Tolleson.....	2004-05
Bryan Triplett.....	2004
Rob Watson.....	1995-96-97
Mac White.....	1993-94
Matt Wilson.....	1999-2000-01-02

AWARDS & HONORS

South Carolina & USA Baseball

Team USA

2003 — Matt Campbell, P
 2002 — Landon Powell, C
 1997 — Adam Everett, SS
 1994 — Jason Haynie, P
 1993 — Jason Haynie, P
 1991 — Jared Baker, P
 1989 — Brian Williams, P-OF
 1986 — Dave Hollins, 3B

US Olympic Team

2000 — Adam Everett, SS (Gold Medal)

US Olympic Trials

2006 — Lee Gronkiewicz, P
 1997 — Adam Poe, OF
 1996 — Mike Curry, OF; Adam Everett, SS
 1984 — Greg Morhardt, 1B

Pre-Olympic Trials

1991 — Jeff Parnell, 1B

1975 (51-6) - 2nd at College World Series

1975 CWS TEAM

The foundation for South Carolina's first trip to the College World Series in 1975 was laid a year earlier when the Gamecocks earned their first invitation to the NCAA Tournament and narrowly missed a trip to Omaha.

It could be argued that the first bricks of that foundation were actually laid in 1970 when former New York Yankee second baseman Bobby Richardson was hired by athletics director Paul Dietzel with a mandate to put Gamecock baseball on the map.

Richardson was South Carolina's first full time baseball coach. Previously the diamond program was headed by part timers, usually an assistant football coach or physical education professor, or -- in the tenure of Bob Reising (1964-65) -- a professor of English literature.

The Gamecocks had never played an expanded schedule, 34 games in 1969 under football assistant Jack Powers being the most. That team finished with

a 12-21-1 record the year before Richardson came on board.

The 21-8 mark accomplished under Powers in 1967 represented the record for wins in a season. To say baseball was a .500 program at best was borne out by statistics. Over 67 seasons, the Gamecocks had finished with 34 winning records against 33 losing seasons and 10 break even years.

Richardson started slowly, having never coached or managed a team before. However his illustrious 12-year career with the Yankees, which included seven World Series appearances and a Most Valuable Player in the fall classic of 1960, had prepared him well. His first record of 14-20 would be South Carolina's last losing record over the next 30 years.

After an 18-12 finish in 1971, Richardson bumped the schedule up to 41 games in 1972 and finished 25-16. A 26-15-1 record followed in 1973 and the first NCAA bid came along in 1974 when the final record was 48-8. A 2-1 loss to Miami at Starkville, Miss. prevented a trip to Omaha.

The 1975 team featured a four-man pitching rotation of senior right-handers Earl Bass (17-1), Greg Ward (13-4), Raymond Lavigne (8-0) and junior left-hander Tim Lewis (11-0), a starting record of 49-5. The bullpen was used sparingly and contributed two wins and a loss to the final record of 51-6-1.

Bass, runner-up to Arizona State shortstop Jerry Maddox for national player of the year honors, was a first team All-America choice for the second time and senior first baseman Hank Small clubbed 19 home runs with a .390 batting average to also earn All-America honors. Lewis and Lavigne pitched back-to-back no-hit wins as South Carolina lost only four and tied one of 49 regular season games.

That earned a host site for regional play and the Gamecocks swept past The Citadel, Temple and North Carolina State and moved on to Omaha, one of eight teams competing for the national championship.

Bass with relief help from seldom used closer Mike Cromer defeated Seton Hall 3-1 in the first round and Ward downed Eastern Michigan 5-1. Bass came back to defeat Arizona State 6-3 and after three rounds South Carolina was 3-0 and the only undefeated team.

Under a rule change adopted the following year, South Carolina would have earned a bye but under the

procedure in force in 1975 there was a drawing and Arizona State won the bye. South Carolina played Texas. Ward had a rare bad game and the Longhorns drubbed the Gamecocks 17-6, leaving three teams in the double elimination field with one loss apiece.

Bass and Ward had each started twice in Omaha while Lewis (11-0) and Lavigne (8-0) had not been used despite their combined record of 19-0

Lewis got his chance, on his mother's birthday, against a well rested Arizona State team and he responded with a 4-1 complete game victory when the Gamecocks rallied from a 1-0 deficit with four runs in the top of the ninth inning against previously undefeated (14-0) Sun Devil ace Greg Cochran.

A scoreless game with two outs in the bottom of the eighth inning, Bob Pate singled and Jerry Maddox hit a bloop triple that landed a few inches fair in right field to give Arizona State a 1-0 lead.

Second baseman Mark Van Bever doubled to lead off the ninth and shortstop Jeff Grantz bunted the tying run to third. Right fielder Garry Hancock singled to drive in Van Bever. Small singled and Steve King walked to load the bases with one out. A fielder's choice RBI, two Sun Devil errors and a squeeze bunt plated three more runs and South Carolina led 4-1.

Lewis retired the side in the bottom of the ninth and South Carolina, in its first trip ever to the College World Series, met Texas for the national championship. That title eluded the Gamecocks, however, and the Longhorns prevailed 5-1. The only Gamecock run came on a home run by Hank Small.

Bass won his last six decisions in 1974 and first 17 in 1975 to establish a National record of 23 consecutive wins. He finished the season 17-1 and 34-3 for his career. The staff had an earned run average of 2.00 in 503 innings. Pitchers recorded 26 complete games and 13 shutouts.

1975 Roster

1	David Small	INF
3	Mark Van Bever	2B
4	Tom Luckstone	RHP
5	Robbie Parrish	C
6	Donnie Branham	C
7	Jim Pankovits	3B
8	Jeff Grantz	SS/2B
9	Garry Hancock	OF
11	Chuck McLean	OF/RHP
12	Hank Small	1B/OF
13	Earl Bass	RHP/1B
14	Steve King	OF
15	Steve Cook	OF
16	Greg Ward	RHP
17	John Hinkel	C/1B
18	Greg Keatley	C
19	Don Repsher	OF
20	Scott Thomas	LHP
22	Ed Lynch	RHP
23	Mike Cromer	LHP
24	Tim Lewis	LHP
25	Jim Fleming	INF
26	Ray Lavigne	RHP
27	Jamie Chakales	RHP
	Bill Kimrey	RHP
	Andy LeHeup	OF

Head Coach: Bobby Richardson
Asst. Coach: June Raines

Team Leaders

Batting Average	Hank Small (.390)
Home Runs	Hank Small (19)
Wins	Earl Bass (17)
Earned Run Average	Earl Bass (1.40)



CAROLINA BASEBALL

1977 (43-12) - 2nd at College World Series

Two years after their first trip to the College World Series, the Gamecocks found themselves back in Omaha under a different head coach.

Bobby Richardson, who in seven seasons built the South Carolina program into a national power, resigned and June Raines was brought in to continue the success forged by Richardson. That included South Carolina's first three bids to the NCAA Tournament and first trip to Omaha.

For Raines, it was a return to the Gamecock Roost. Following a 10-year career as a catcher in the Cleveland Indians and Washington Senators minor league systems, Raines had served as a student assistant coach under Jack Powers and Richardson while earning bachelor and masters degrees.

Raines inherited a good nucleus from Richardson whose final team, 1976, had compiled a 38-14 record. Richardson's previous two teams were 48-8 in 1974 and 51-6-1 in 1975.

Raines added some outstanding talent in outfielder Mookie Wilson, catcher Johnny Long and right-handed pitcher Randy Martz from the Gamecock football squad to the returnees left by Richardson.

Through his first 20 games, Raines won 68 percent of the time, excellent under most criteria but somewhat short of Richardson's .828 percentage over his final three seasons. After winning 10 of his first 11 games, Raines saw his team lose five and tie one over the next nine. Arch rival Clemson, on the other hand, was unbeaten after 26 games with the best record in the nation.

South Carolina broke the Tigers' win streak with a 2-1 victory at Clemson behind Martz and the Gamecocks compiled a 30-6 record the remainder of the season for a final mark of 43-12-1. The late season surge included two more wins over Clemson for a sweep of the season series.

South Carolina was awarded its fourth consecutive regional site but quickly fell into the losers'

bracket with a 7-6 loss to nationally second ranked South Alabama. Starter Randy Martz left the game with the lead but the bullpen couldn't hold it. Carolina would have to win four consecutive games over the next three days if it was to win the regional.

The uphill trek began with a 4-1 win over East Carolina behind a six-hit complete game by right-hander Jim Lewis. The task ahead required two Sunday victories to force a showdown game on Monday.

Ed Lynch, from the Gamecock basketball team, drew the first assignment and stifled South Alabama. He scattered seven hits in an 11-2 rout. Sophomore right-hander Hal Hutchens caused some anxious moments when he allowed 12 hits and walked four but was tough with runners on base. With ninth inning relief help from Lewis, Hutchens came out with a 5-2 win over Wake Forest. With two days rest, Randy Martz got the call vs. the Demon Deacons. Although he allowed 10 hits, he struck out 12. Johnny Hinkel, Mark Van Bever and Mookie Wilson homered as the Gamecocks won 6-1 to clinch a spot in Omaha.

The opening game of the 1977 College World Series was a classic. With undefeated Randy Martz pitching for South Carolina, and Panamanian right-hander Jaime Cocanower for Baylor, the score was tied 1-1 after nine innings with both starters still on the mound.

Martz retired the first two Baylor batters in the top of the 10th but three successive ground ball singles produced a run and the Bears took a 2-1 lead to the bottom of the 10th inning.

Van Bever lashed a double down the left field line and advanced to third when Wilson grounded out to deep shortstop. That brought up left fielder Chuck McLean who hit a line drive on the first pitch that carried over Baylor center fielder Burl Coker's head.

Raines said later that he would have held McLean at third if he had been the third base coach. However, after nine innings, he had turned third base coaching duties over to assistant Johnny Hunton "to change over the luck" and Hunton waved McLean past third base. He slid home safely with an inside the park home run and a 3-2 Gamecock victory.

Lewis scattered eight hits and struck out 14 defeating Cal State-Los Angeles 6-2 and Martz came back on short rest to down Southern Illinois Carbon-dale 5-4 earning South Carolina a bye to the champi-

onship round as the only undefeated team.

A shoulder injury to power hitting first baseman Johnny Hinkel (15 home runs) left the Gamecocks a little short. Lynch pitched well in a complete game effort but lost 6-2 to Arizona State setting up another meeting with the Sun Devils. Lewis also pitched well but was on the short end of a 2-1 score and for the second time in two tries, South Carolina finished second in the College World Series.

Martz, with a 14-0 record, was named National Player of the Year, first team All-America and first round draft choice of the Chicago Cubs. He pitched four years in the major leagues. Wilson was second team All-America and played 1,403 major league games in 12 seasons with the Mets and Blue Jays. Lynch played eight years with the Mets and Cubs and became general manager of the Cubs. Lews made it to the big leagues for brief stints with the Mariners, Yankees and Twins.


1977 Roster

1	Tom Williams	2B
2	Tom Sotack	RHP
4	Chuck McLean	OF/RHP
5	Robbie Parrish	C
6	Richard Ness	C
7	Johnny Long	C
8	Mookie Wilson	OF/RHP
9	Kevin Karcher	RHP
10	Mark Van Bever	2B/OF
11	Eric Hildebeutel	C/OF
12	David Small	OF
13	Steve King	1B
14	Greg Jonson	SS
15	Mark Kish	RHP/OF
17	Mike Toalson	LHP
18	Hal Hutchens	RHP
19	Don Repsher	OF
20	Scott Thomas	LHP
21	Randy Martz	RHP
22	Johnny Hinkel	1B/OF
23	Ed Lynch	RHP
24	Bart Murphy	3B
25	Ronnie Crapps	RHP/OF
26	Jim Lewis	RHP
27	Jamie Chakales	RHP
	Bill Allen	RHP
	Jim Curry	LHP
	Paul DeLaVarre	RHP/INF
	Alan Ezagui	SS
	Mike Lebo	C/1B

Head Coach: June Raines
Asst. Coach: Johnny Hunton

Team Leaders

Batting Average	Mookie Wilson (.357)
Home Runs	Johnny Hinkel (15)
Wins	Randy Martz (14)
Earned Run Average	Randy Martz (1.98)



1981 (46-15) - 4th at College World Series

1981 CWS TEAM

After a three-year absence, South Carolina made its third trip to the College World Series in 1981. The Gamecocks finished second in 1975 and 1977 but didn't make the NCAA field in 1978 and '79. In 1980 they were invited but didn't make it out of the regional.

A 40-13 regular season record earned a host site for the 1981 regional. A win over Temple and two over Memphis State punched Carolina's ticket to Omaha where Oklahoma State was the opening round opponent. The only South Carolina player with World Series experience was fifth year senior third baseman Tommy "Termite" Williams, who was a freshman reserve second baseman on the 1977 squad.

In two previous trips to Omaha, Carolina had won its first three games but faced a different reality in 1981, falling into the loser's bracket. Oklahoma State scored three times in the first inning and twice in the third to lead 5-0. The Gamecocks battled back

to tie the score at 5-5 with three runs in the top of the ninth but a three run home run by Stan Baughn won it for the Cowboys 8-5 in the 10th inning.

An elimination game against the Black Bears of Maine was postponed 24 hours by rain, and another rain delay with Carolina trailing 5-2 in the third inning didn't do a lot for confidence as the Gamecocks committed five errors. Don Gordon was charged with seven unearned runs and trailed 7-6 when Joe Kucharski came in for relief.

The sophomore handcuffed Maine on two singles over the final 4.1 innings. Carolina offset bad defense with a 17-hit attack that included two monstrous two-run home runs by Rob Lowery to win 12-7. At that time, Lowery was the sixth player to homer twice in a World Series game but the first in 25 years.

Jim Curl also had a two-run homer and Paul Hollins contributed three hits.

In an effort to shore up the defense before taking on Mississippi State, head coach June Raines moved Tommy Williams from third to second base where Jamey Thaw had committed two of the five errors against Maine. Williams had played second most of his career before moving to third as a senior.

South Carolina jumped out to a 6-0 lead after three innings and held on to edge Mississippi State 6-5 by surviving three serious late inning Bulldog threats. Freshman designated hitter/backup catcher Chris Boyle homered and Lowery hit his third of the series.

Mississippi State cut the lead to 6-5 with three runs in the seventh inning and had the bases loaded when Bobby Kish was summoned from the bullpen with one out and Bruce Castoria at the plate. Earlier, Castoria had tied the NCAA record with his 29th home run for Mississippi State's first two runs.

Kish struck Castoria out on three pitches and then retired Terry Loe on a pop up to Williams to escape further damage. Tony Gage led off the Mississippi State eighth with a triple but Kish retired Brad Winkler on a pop to Curl at first base. Sensing a suicide squeeze, Lowery called for a pitchout and Gage was an easy out to blunt that threat.

Raines said, "I wish I could take credit for calling a pitch out but I can't. Thank goodness my catcher is smart enough to call for a pitchout in that situation."

Mississippi State continued to threaten, putting two men on base with two outs in the ninth inning. A wild pitch advanced the tying run to third and the potential winning run to second with slugger Castoria coming up.

Raines signaled for an intentional walk but Kish demurred. He contended he could strike the Bulldog slugger out again. After a conference on the mound, the head coach prevailed and the bases were loaded. Terry Lee hit a ground ball to shortstop Rod Carraway, who flipped to second baseman Williams to force Castoria and end the game.

Left-hander Bret Baynham, South Carolina's starting pitcher, was the winner to improve his record to 10-1. Kish earned his seventh save.

Luck and pitching depth ran out and Carolina lost a slugfest, 10-7, to Arizona State, to finish fourth in the 1981 College World Series. Carolina gave up four runs in the first inning and never caught up. The Gamecocks had 11 hits, three of them by Curl, who hit his 17th home run.

For the first time, South Carolina had two .400 hitters. Lowery batted .404 and Paul Hollins an even .400. Curl hit .347 with 75 runs batted in. Left fielder Joe McCarthy hit only .266 but stole 51 bases and walked 71 times. Hollins had 14 home runs, Lowery 13 and Boyle had 10. Dennis Lubert had a 12-2 record, Don Gordon 8-3 and Kucharski 6-1 along with 10-1 by Baynham.

The final record was 46-15. The team batting average was .316 with 83 home runs. Lubert pitched 10 complete games, Gordon eight, Baynham three and Kucharski two.

Arizona State defeated Oklahoma State in the championship game to win its fifth College World Series championship.

1981 Roster

1	Tom Williams	2B
2	Robby Vollmer	OF
4	Joey Wilson	1B/OF
5	Jamey Thaw	2B
6	Art Finley	SS
7	Neil Fox	C
8	Rocky Lewis	1B/OF
9	Bret Baynham	LHP
10	John Simmons	C
11	Rod Carraway	3B
12	Martin Small	LHP
13	Jim Curl	1B
14	John Sullivan	SS
15	Bobby Kish	RHP
17	Ross Bledsoe	RHP
18	Don Gordon	RHP
19	Paul Hollins	OF
20	Steve Kraly	2B
21	Ricky Lee	OF
22	Joe McCarthy	OF
23	Rob Lowery	C
24	Jeb Babel	LHP
25	Chris Boyle	C
26	Dennis Lubert	LHP
27	Harvey Heise	3B/OF
28	Joe Kucharski	RHP
29	Mark Calvert	RHP
30	Eddie Leopard	RHP

Head Coach: June Raines
Asst. Coach: Johnny Hunton

Team Leaders

Batting Average	Rob Lowery (.404)
Home Runs	Jim Curl (17)
Wins	Dennis Lubert (12)
Earned Run Average	Don Gordon (2.85)



CAROLINA BASEBALL

1982 (45-13) - 7th at College World Series

The 24 players who earned letters on the 1982 South Carolina baseball squad were a near equal split of 11 veterans from the 1981 roster that advanced to fourth place in the College World Series and 13 newcomers, nine freshmen and four junior college recruits.

The pitching rotation, however, was all veteran consisting of senior left-hander Dennis Lubert, senior Don Gordon, junior Joe Kucharski and sophomore Mark Calvert. Closer Jeb Babel, with perhaps the best pick-off move any Gamecock ever, was also back. Pitching depth was enhanced by the addition of freshman right-hander Larry Price and junior college left-hander Mike Werner.

Chris Boyle, primarily a designated hitter as a freshman, took over the catching role backed up by Neil Fox, a sophomore who also saw action at DH. Four freshmen figured prominently in the lineup, outfielders Scott Mackie, and Phillip Wilson, shortstop Kent Anderson and first baseman Greg Morhardt. Wilson was the brother of former Gamecock star Mookie Wilson, who had a 12-year major league career.

Offensive power was down considerably from the previous year. Junior college newcomer Larry Hernandez was the batting champion with a .347 average while the 1981 Gamecocks boasted two .400 hitters in catcher Rob Lowery and outfielder Paul Hollins. Boyle led the 1982 team in home runs with 12 and runs batted in with 59. Hernandez had 10 homers, Anderson eight, Wilson five.

The year before, Jim Curl had 17 homers and 75 RBI. Three others had double digit homers, including freshman Boyle with 10.

The pitching staff earned run average of 3.28, however, was considerably better than the year before and the final won-loss record was about the same, 45-13 in 1982 compared to 46-15 in 1981.

The 1982 squad hosted a six-team regional and

swept through four wins to send Carolina to Omaha for the fourth time but the first time the Gamecocks had qualified in back to back seasons. Others in the regional field included West Virginia, making its first trip to the playoffs since 1967, The Citadel, Old Dominion, North Carolina and East Carolina.

Kucharski opened the regional by shutting out West Virginia 7-0 with ninth inning help from closer Babel. Boyle and Fox each had two hits and Boyle homered. The losing Mountaineers turned a triple play.

Carolina led 6-2 over The Citadel after three and a half innings the next day when rain suspended action overnight. Gordon, who had started, returned to the mound and worked into the eighth inning before giving way to Babel. The Gamecocks held on for a 6-4 win. Morhardt had four hits and five foot six inch senior outfielder Robby Vollmer homered.

In a rematch with The Citadel, the Gamecocks won 11-2 behind Lubert. Vollmer had four hits, third baseman John Sullivan had a pair of doubles and Wilson homered.

West Virginia held Carolina to four hits the second time around but the Gamecocks prevailed 5-2 behind a brilliant mound effort by Calvert, who scattered four hits through seven innings before turning the mound over to Babel. Sullivan figured in both Gamecock runs, driving in one with a single and scoring the other on a wild pitch. Jamey Thaw had two hits to account for half the Carolina total.

The 45-11 record entering the World Series would have been even more sensational if the Gamecocks hadn't played Miami (Fla.) eight times. Carolina lost four in a row at Coral Gables and three of four in Columbia. It was small consolation that Miami would end the season as College World Series champions.

Pitching, which had fashioned eight shutouts during the regular season fell apart in Omaha, giving up 25 runs in two games. For the first time in four trips, Carolina left Omaha without a win.

Stanford blasted the Gamecocks 15-4 with an 11-run sixth inning. Oklahoma State led 8-0 after three innings. Carolina rallied with a seven-run fifth on a grand slam by Sullivan and a two-run homer by Morhardt but the Gamecocks were eliminated from Omaha 10-8.

Kucharski pitched 112 innings with an 11-3 record and was a first team selection to the coaches All-America team. He was the first round draft selection of the Baltimore Orioles. Lubert was 8-3 as a senior and finished with a 31-9 career record. Gordon's 1982 record was 10-3. He made it to the majors, pitching in 78 games with the Toronto Blue Jays and Cleveland Indians, 1986-88.

The other member of the 1982 team to advance to the majors was shortstop Kent Anderson. A freshman in '82, he played two more years at Carolina and in 1989 and '90 saw action in 135 games with the California Angels.

Calvert's record was 8-1 and his 2.78 earned run average in 68 innings led the team. Babel had a 3-0 record and Werner was 3-2. Hernandez, Sullivan, Morhardt, Boyle and Wilson had .300 or better batting averages and Vollmer led stolen bases with 23.

1982 Roster

1	Phillip Wilson	OF
2	Robby Vollmer	OF
4	Keith Killian	OF
5	Jamey Thaw	2B
6	Art Finley	SS
7	Neil Fox	C
8	Rocky Lewis	1B/OF
9	Wade Hatcher	INF
10	Derek White	C
11	Larry Price	RHP/INF
12	Larry Hernandez	OF/1B
14	John Sullivan	3B/SS/RHP
15	Jeff Swindell	INF
17	Scott Mackie	OF
18	Don Gordon	RhP
20	Mike Werner	LHP
21	Greg Morhardt	OF/1B
22	Kurt Korinek	OF
23	Kent Anderson	SS
24	Jeb Babel	LHP
25	Chris Boyle	C
26	Dennis Lubert	LHP
27	Harvey Heise	3B
28	Joe Kucharski	RHP
29	Mark Calvert	RHP
30	Eddie Leopard	RHP
	Kevin Burke	1B
	Mark Ridgik	RHP

Head Coach: June Raines

Asst. Coach: Johnny Hunton

Team Leaders

Batting Average	Larry Hernandez (.344)
Home Runs	Chris Boyle (12)
Wins	Joe Kucharski (11)
Earned Run Average	Mark Calvert (2.78)



1985 (47-22) - 7th at College World Series

1985 CWS TEAM

To say 1985 was a record-breaking year for South Carolina would be an understatement. The Gamecocks played more games, hit more home runs, scored more runs, turned more double plays and established a host of other records on the way to their fifth trip to the College World Series.

After a two-year absence, South Carolina was back in Omaha for the fifth time in 12 years but the stay was short. A 14-inning 1-0 loss to Arkansas and a 16-11 slugfest defeat at the hands of Oklahoma State eliminated the Gamecocks.

The season record was 47-22. The 47 wins were the third most in school history up to that point. The 1975 CWS second place team won 51 and the 1974 team won 48. A modest nine games was the longest win streak in 1985 but the team never lost more than three in a row.

Perhaps the most impressive record was 144 home runs in 69 games. That surpassed by 61 the 83

homers in 1981. The old mark for home runs in a game was six. The 1985 Gamecocks hit nine in a 29-3 win over Cincinnati that was called after six innings due to the lopsided score.

First baseman Joe Datin hit 23 home runs, four more than the previous individual record for a season set by Hank Small in 1975. Nineteen different players homered and seven of them hit 10 or more.

Outfielder Keith Killian, who came back from serious injuries in an automobile accident shortly after graduating from high school, started as a senior and homered 15 times. Outfielder Rob Rinehart and designated hitter/outfielder Charlie Aldrich had 14 each, third baseman Lewis Jenkins 12, shortstop Jeff Barns and outfielder Jeff Morris 10 each.

Two players tied a record with three home runs in a game. Dave Hollins against Cincinnati and Rinehart against Clemson. Only one player, Chris Boyle, in 1983, had homered three times before. There have been a number of three-homer games since.

South Carolina players hit six grand slam home runs in 1985. Datin homered with the bases loaded twice. Aldrich, Hollins, Morris and Killian once each. Datin set a school record by driving in 88 runs. Rinehart drove in 60 and Killian 53. Three others logged 40 or more RBI.

Rinehart's 21 doubles bested the previous record by one. Rinehart would have had 22 two baggers but was called out once for not touching second base. The 149 doubles established a team record.

The defense for the most part was overshadowed by the heavy hitting offense but the Gamecocks turned a school record 68 double plays sparked by the middle infield combo of transfers, Barns at shortstop and Riley Polk at second. Barns transferred from Baptist College (now Charleston Southern University) and Polk spent two years at Clemson.

Barns became the first Gamecock to have 100 hits in a season and batted .351 in 285 at-bats.

Mike Cook was the only pitcher with double digit wins but his 16-2 record represented the second most victories in a season behind Earl Bass' 17-1 record in 1975. Cook also tied the mark with 19 starts and the strikeout record with 168 in 141 innings. Glenn Jenkins had an 8-2 record and left-hander Brian Currie was 6-2. His only loss after April was to Oklahoma State at the College World Series.

Altogether the 1985 Gamecocks established 34 team records and 19 individual marks.

Catcher Jeff Churchich experienced the thrill of playing in the College World Series in his hometown of Omaha. He shared time behind the plate with Scott Lambert, who threw out 14 base runners attempting to steal, three of them in World Series games. Both also saw time as the designated hitter. Lambert batted .292 with seven homers. Churchich hit .294 and also had seven home runs.

Eddie Lendenski, a pinch hitting specialist, had five homers and a .274 average. Lendenski's most dramatic hit was a two-out ninth inning two-run homer that defeated Virginia Tech.

While the 1985 Gamecock lost both of their World Series decisions, the 1-0 loss to Arkansas was one of the greatest games in Rosenblatt Stadium history. The Razorbacks pushed across a run with two outs in the bottom of the 14th inning to end the second longest CWS game ever.

Cook started against Arkansas and pitched seven scoreless innings. Senior right-hander Bo Taylor, the sixth Carolina pitcher, worked the 14th inning, and was charged with the loss.

To earn the bid to the NCAA Tournament, South Carolina swept a six-game series with in-state rival Clemson, beat Metro Conference rival Virginia Tech five out of seven meetings and took two of three from Big Ten member Ohio State and frequent College World Series qualifier Maine.

Cook was a first team selection on the All-America teams selected by the coaches and by Baseball America. He was the first round draft selection by the California Angels and appeared in 41 major league games, 1986-93. Hollins, a freshman in 1985, was the other player from the '85 team to make it to the majors. In 12 years, 1990-2002, he played in 983 games and reached the MLB World Series in 1993 with the Philadelphia Phillies.

1985 Roster

1	Mark Taylor	INF/RHP
2	Eddie Lendenski	1B/3B
4	Keith Killian	OF/DH
5	Mark Nelson	C
6	Clint Sawyer	LHP
7	Bobby Miller	2B
8	Wade Hatcher	OF/2B
9	Rob Rinehart	OF
10	Derek White	C
11	Larry Price	RHP/DH
12	Jeff Barns	SS
13	Garrett Carter	OF
14	Dave Hollins	3B
15	Mike Cook	RHP/1B
17	Scott Mackie	OF
18	Lewis Jenkins	SS
19	Glenn Jenkins	RHP
20	Casey Reed	RHP
21	Scott Lambert	C
22	Jeff Churchich	C/1B
23	Brian Currie	LHP
24	Rex Perozo	LHP
25	Joe Datin	1B
26	Bo Taylor	RHP
27	Steve Boley	RHp
29	Scott Bailey	LHP
31	Jeff Morris	OF
32	Charlie Aldrich	OF

Head Coach: June Raines
Asst. Coach: Johnny Hunton

Team Leaders

Batting Average	Rob Rinehart (.390)
Home Runs	Joe Datin (23)
Wins	Mike Cook (16)
Earned Run Average	Mike Cook (1.91)



CAROLINA BASEBALL

2002 (57-18) - 2nd at College World Series

South Carolina head coach Ray Tanner vowed he would never attend the College World Series until he took a team there. He and the Gamecocks made it to Omaha in 2002 for his first trip and the sixth Carolina trip to the CWS.

It began in February with a nine-game win streak and ended in late June before 24,089 fans on college baseball's biggest stage, the national championship game in Johnny Rosenblatt Stadium.

It had been 17 years since South Carolina had made it to the World Series and success came after two disappointments. South Carolina won regional tournaments in 2000 and 2001 but 3-2 one-run deciding game super regional losses to Louisiana-Lafayette and Stanford denied a trip to Nebraska.

Just a few of the highlights of 2002 included a school record 75 games, a record 57 victories, a Southeastern Conference championship, a third consecutive regional title, a super regional championship and a battle through the loser's bracket to the national championship game.

It might be said the Gamecocks did it the hard way. They trailed defending national champion Miami in the deciding super regional game before rallying for five ninth inning runs to win 6-4.

After being shut out 11-0 by Georgia Tech in the opening game of the World Series, the Gamecocks defeated home state favorite Nebraska, Georgia Tech in a rematch and Palmetto State rival Clemson twice to advance to center stage against Texas.

Along the way the Gamecocks broke or tied more than 50 team and individual records.

The Southeastern Conference championship was the second in three years for Carolina, which won nine of 10 conference series in compiling a 21-8 SEC record. The only series loss was to Arkansas and Carolina avenged that by defeating the Razorbacks twice in the Southeastern Conference tournament.

The season produced three All-America players,

the SEC Player of the Year, four all-conference selections, three SEC all-tournament choices, five members of the all-regional team and the Scholar Athlete of the Year in the Southeastern Conference.

Senior Blake Taylor, who led the nation with 21 saves, first baseman Yaron Peters, who hit 29 home runs and drove in 95, were first team All-America and shortstop Drew Meyer made second team.

Peters batted .377 and was SEC Player of the Year. Peters, Taylor, Meyer and designated hitter Trey Dyson were named to the All-SEC team. Dyson won the H. Boyd McWhorter Award as the top male student-athlete in the SEC with a 3.74 grade point average in Business Administration.

The only pitcher with double digit wins was left-hander Gary Bell (10-3). Left-hander David Marchbanks was 9-4 and three others won seven games. Five regulars batted better than .300 and the team hit 122 home runs and 178 doubles.

In the regional, Carolina defeated Virginia Commonwealth and North Carolina twice with one loss to the Tar Heels, to advance to the super regional against defending champion Miami. Carolina won the first game 10-7, led by third baseman Brian Buscher's four hits that included his 14th home run. The Gamecocks lost the second game 5-2 to set up the dramatic ninth inning rally in the showdown game.

Miami was the home team and led 4-1 after eight innings but Peters doubled and Buscher singled to open the ninth. Pinch hitter Dyson doubled to score Peters with Buscher also scoring on the play off a Miami error and beating out a throw at home plate. Pinch hitter Garris Goncè doubled to tie the score with a bunt, wild pitch and passed ball scoring the final two runs. Carolina held off a Miami threat in the bottom of the ninth for a 6-4 victory.

A media poll nominated Carolina as most likely to be the first team eliminated in Omaha and it looked that way when sophomore Kyle Bakker shut the Gamecocks out 11-0 on six hits while Georgia Tech pounded five Gamecock pitchers for 19 hits.

Carolina had to face home state favorite Nebraska in the first elimination game. The Gamecocks trailed 4-0 after three innings but scored five runs in the fourth. The game went into the ninth inning tied 8-8. Meyer walked and Peters hit his 29th home run. Carolina prevailed 10-8 but faced a rematch with

Georgia Tech. Freshman Aaron Rawl gave up 14 hits but pitched a complete game in a 9-5 win. Justin Harris and Steve Thomas homered for the Gamecocks.

Clemson won three of four regular season games with Carolina and the Tigers were 2-0 in the World Series when the Palmetto State entries squared off. Carolina ripped four Clemson pitchers for 15 hits including two home runs by Dyson and one each by Thomas and Landon Powell. Carolina won 12-4. Freshman left-hander Matt Campbell was the winner with 5.1 innings of two-hit shutout relief.

The Gamecocks faced Clemson again and Steven Bondurant pitched a complete game to eliminate the Tigers 10-2. Carolina had 13 hits, three by Kevin Melillo and Powell drove in three runs.

Texas advanced undefeated through three games with Carolina playing five to reach the finals. Carolina managed 10 hits but the pitching staff couldn't contain the Longhorn bats in a 12-6 loss for the title.

2002 CWS TEAM

2002 Roster

3	Matt Campbell	LHP
4	Jon Coutlangus	OF
5	Justin Harris	INF/OF
7	Drew Meyer	SS
8	Tim Seaton	RHP/OF
10	Landon Powell	C
11	Matt Riddle	OF
12	Cliff Donald	RHP
13	Steven Bondurant	LHP
14	Aaron Rawl	RHP
15	Steve Thomas	OF
16	Gary Bell	LHP
17	Trey Dyson	1B
18	Brian Buscher	INF
20	John Wesley	RHP
22	Garris Goncè	OF
25	Chris Spigner	RHP
26	Jared Greenwood	C
27	Kevin Melillo	INF
28	Chris Hernandez	RHP
30	Rico Bravo	RHP
32	Yaron Peters	1B
33	Rocky Evans	RHP
34	Steven Whetstone	RHP
36	David Marchbanks	LHP
39	Jason Ross	OF
42	Blake Taylor	RHP
44	Adam Tolman	3B
45	Demetric Smith	1B
46	Matt Wilson	RHP
47	Kyle Pope	OF
50	Tony Adler	RHP

Head Coach: Ray Tanner
 Asst. Coach: Jim Toman
 Asst. Coach: Jerry Meyers
 Asst. Coach: Stuart Lake
 Student Asst. Coach: Fox Beyer

Team Leaders

Batting Average	Yaron Peters (.377)
Home Runs	Yaron Peters (29)
Wins	Gary Bell (10)
Earned Run Average	Matt Campbell (2.43)



2003 (45-22) - 5th at College World Series

2003 CWS TEAM

The 2003 Gamecocks got off to a slow start in the Southeastern Conference race but swept their final nine conference games to win the Eastern Division for the fourth time in five years. Carolina advanced to the College World Series with five straight NCAA regional and super regional victories.

South Carolina advanced to the World Series for the second consecutive year and seventh time dating back to 1975. Prospects appeared dim after a 1-5 start in conference play but Carolina rallied to a 7-8 mark halfway through the conference season and went 12-3 the second half for a final SEC record of 19-11.

Carolina received its 19th bid to the NCAA Tournament but the Gamecocks didn't land a regional host site. Instead, the Gamecocks were shipped to Atlanta as the second seed to host Georgia Tech. Others in the four-team regional field were East Carolina and Stetson. Carolina had won eight of nine regionals played at Sarge Frye Field but in nine tries had never

won a regional played away from home.

Atlanta in 2003 was destined to be a first. It began with a 4-0 shutout of East Carolina behind a five-hit complete game by right-hander Chris Hernandez. Stetson upset tournament favorite Georgia Tech.

A second consecutive complete game, this one by All-America left-hander David Marchbanks, produced a 7-2 win over Stetson. With one win left to clinch, left-hander Steven Bondurant pitched seven strong innings and Aaron Rawl contributed two hitless innings in a 9-3 win that sent Carolina to the super regional. Since number one seed Georgia Tech was eliminated in two games, South Carolina was awarded the host site for the super regional.

The North Carolina Tar Heels were the opponent in a rematch from 2002 when South Carolina went to Omaha by winning two of three over North Carolina. This time it was a Gamecock sweep, dispatching the Tar Heels 5-4 and 14-4.

The road to Omaha was paved by a host of heroes. Catcher Landon Powell homered four times in the regional and super regional with 10 runs batted in. He had 11 hits in 20 at bats. Third baseman Brian Buscher homered twice and drove in seven runs. Shortstop Justin Harris had 11 hits. Freshman right fielder Steven Tolleson batted .400, first baseman Bryan Triplett .391, second baseman Kevin Melillo .368, freshman left fielder Michael Campbell .333 and designated hitter Nick Gardiner .308 during the surge.

The Gamecocks managed one win in Omaha. After only two hits and being shut out by Stanford 8-0, Carolina remained alive by outscoring fellow Southeastern Conference member LSU 11-10 in an elimination game. The dream of a national championship ended with a second loss to Stanford, 13-6, who advanced to the finals but lost the title to Rice.

In the win over LSU, Carolina stormed ahead 6-0 before falling behind to the Tigers in the middle innings by scoring three times in the bottom of the eighth inning to eliminate the Bayou Bengals. LSU bunched all of its runs in the second, third, fourth and fifth innings before sophomore left-hander Matt Campbell silenced the Tiger bats. He allowed two hits in 5.1 innings. It was Campbell's second College World Series win. He had defeated Clemson in Omaha as a freshman.

A single by Buscher and an error scored two

runs to tie the score in the eighth inning before Powell drove in the go ahead run with a double. Harris and Melillo had solo home runs.

Stanford's 17-hit attack in the second meeting sent the Gamecocks home. Buscher, Triplett and Tolleson homered in a losing cause.

Buscher won the Southeastern Conference batting title with a .393 average and was third team All-America. Marchbanks, with a 15-3 record and a 2.73 earned run average in 135.1 innings, was Southeastern Conference Pitcher of the Year and a first team All-America.

Marchbanks became the first South Carolina pitcher in 29 years to win two games in the same day when he defeated Mississippi State with three relief innings of a rain suspended game from the previous day and then worked 7.2 innings to down the Bulldogs 2-1. Matt Campbell was named SEC Pitcher of the Week three times and was selected to the USA Baseball National team coached by Ray Tanner.

Harris had a 17-game hitting streak. Buscher began the season with a 14-game streak and had another streak of 13 games. The team batting average was .306 and the .973 fielding average was just two percentage points below the school record of .975.

Melillo set a second base record when he had nine assists in an 8-5 win over LSU at Baton Rouge.

2003 also marked the year of the "Dirty Dozen," as first coined by local Columbia writer Ron Morris. With the season in the balance, 12 returning players from the previous season brought the entire team together for a team "bonfire". Surrounding a metal barrel at Sarge Frye Field, the Gamecocks started a fire with each player tossing a personal item of theirs, sacrificing for a showing of a team unity. The Dirty Dozen (Steven Bondurant, Rico Bravo, Brian Buscher, Jon Coutlangus, Justin Harris, Chris Hernandez, David Marchbanks, Kevin Melillo, Landon Powell, Matt Riddle, Tim Seaton and Demetric Smith.)


2003 Roster

2	Tim Seaton	OF/RHP
3	Matt Campbell	LHP
4	Jon Coutlangus	OF
5	Justin Harris	INF
6	Stephen Broome	RHP
7	Michael Campbell	OF
8	Stephen Tolleson	INF
9	Bryan Triplett	INF
10	Landon Powell	C
11	Matt Riddle	OF
12	Cliff Donald	RHP
13	Steven Bondurant	LHP
14	Aaron Rawl	RHP
15	Forrest Beverly	LHP
16	Sadry Cafe'	OF
18	Brian Buscher	INF
22	Zach Reeves	LHP
23	John Gregory	LHP
24	Trey McDaniel	1B
25	Hank Parks	1B
27	Kevin Melillo	INF
28	Chris Hernandez	RHP
29	Davy Gregg	OF
30	Rico Bravo	RHP
34	Conor Lalor	RHP
36	David Marchbanks	LHP
38	Nick Gardiner	OF
42	Wade Jordan	RHP
45	Demetric Smith	1B
48	Mark Stanley	OF

Head Coach: Ray Tanner
 Asst. Coach: Jim Toman
 Asst. Coach: Jerry Meyers
 Asst. Coach: Monte Lee

Team Leaders

Batting Average	Brian Buscher (.393)
Home Runs	Brian Buscher (15)
Wins	David Marchbanks (15)
Earned Run Average	David Marchbanks (2.73)



CAROLINA BASEBALL

2004 (53--17) - 3rd at College World Series

South Carolina opened the 2004 season with an 18-game win streak, struggled in the first half of the Southeastern Conference schedule, rallied to sweep its first SEC Tournament championship, the NCAA regional and super regional and earned a third consecutive trip to the College World Series.

The Gamecocks took a 10-game win streak to Omaha but for the third year in a row had to battle after a first-game loss. After being shut out 2-0 by eventual national champion Cal State Fullerton, the Gamecocks pounded fellow SEC member LSU 15-4 and Miami (Fla.) 15-11 and defeated Cal State Fullerton 5-3, the only team to claim a win over Fullerton in the 2004 World Series.

Fullerton won the third and rubber game meeting 4-0 to end the Gamecock season with a 53-17 final record and third place in the CWS.

The 18-game streak was the second longest in school history. While Carolina had won the SEC championship in 2000 and 2002, the Gamecocks had never won the conference tournament. A 7-6 10-inning win over Ole Miss, a 5-1 decision over Tennessee and a 3-2 win over Vanderbilt resulted in a tournament sweep.

Ole Miss scored six runs in the eighth inning and Carolina trailed 6-2 when the Rebels brought ace left-hander Stephen Head in from the bullpen. During the regular season, Head pitched a six-hit complete game 6-1 win over the Gamecocks.

Kevin Melillo started the ninth with a hit but Steve Pearce struck out. Michael Campbell walked but Head then struck out Steven Reinhold. Pinch hitter Hank Parks drove in a run with a single. Then came the dramatics for Carolina as Steven Tolleson hit a three-run homer off the left field foul pole to send the game into extra innings. Carolina won it in the 10th inning when Brendan Winn and Melillo singled and Pearce drove in Winn with a double.

Singles by Melillo, Pearce, Michael Campbell

and Davy Gregg erased a 2-1 Vanderbilt lead and Carolina won 3-2 behind right-hander Zac McCamie to win its first SEC tournament title.

The Gamecocks came home to host the regional with North Carolina, Coastal Carolina and The Citadel also in the field. It was North Carolina's third consecutive post-season trip to Sarge Frye Field.

Carolina used home runs by Steve Pearce, Ryan Mahoney and Mark Stanley, each of which had three RBI, to down The Citadel 12-4. Stanley was in the game because center fielder Davy Gregg had been hit in the head by a pitch and Stanley wound up on the all-tournament team.

Carolina downed North Carolina 5-2 then and would face the Tar Heels again after they eliminated The Citadel. Melillo homered and Steve Pearce had three hits and two RBI as South Carolina moved on to the super regional with a 7-6 win.

Carolina advanced to the super regional for the fifth consecutive year and hosted the final stop before Omaha. East Carolina brought a gaudy 51-11 record to Columbia. Both games in the super regional were close but South Carolina prevailed and qualified for the World Series for the third consecutive year.

Matt Campbell and Jason Fletcher shut the Pirates out until the eighth inning when Fletcher allowed two runs. USC brought Chad Blackwell in to close the game out as he earned his 18th save. Carolina won 4-2 by bunching single runs in the fourth and fifth innings and two runs in the sixth. Michael Campbell was the only Gamecock with two hits and Pearce hit a solo home run.

McCamie improved his record to 7-0 with a relief win in the second game won by the Gamecocks 5-3. Blackwell earned his 19th save and the key hit was an eighth inning double by Tolleson.

The lineup in the World Series almost looked like the Southeastern Conference tournament revisited. Four of the eight teams came from the nation's premier college baseball conference. LSU joined Carolina in its bracket along with Miami (Fla.) and Cal State Fullerton. Georgia and Arkansas were in the other bracket with Arizona and Texas.

Carolina only managed three hits in a 2-0 shut-out loss to Cal State Fullerton but came back to eliminate LSU for the second year in a row. A six-run sixth inning featured a 19-hit Gamecock attack. LSU had

16 hits. The only extra base hit among the 35 by both teams was a ninth inning double by Tolleson. Melillo and Pearce had four singles apiece.

Carolina came out swinging against Miami and led 12-0 after four innings but had to fend off a fierce Hurricane rally to win 15-11. Billy Buckner scattered seven hits over seven innings and led 15-4 to improve his record 7-2. Everyone in the Gamecock batting order had at least one hit.

In the 5-3 win over Fullerton, USC had 12 hits, three by Triplett, who homered and drove in three runs. Fletcher pitched six innings to finish his season with a 6-1 record. Blackwell pitched three perfect innings to earn his 30th save.

Fullerton shut the Gamecocks out for the second time to advance at the series. Carolina managed eight hits, three by Pearce, but couldn't get on the scoreboard.

2004 Roster

2	Heath Rollins	RHP
3	Matt Campbell	LHP
4	Steve Pearce	INF
5	Brendan Winn	OF
6	Mark Stanley	OF
7	Michael Campbell	OF
8	Steven Tolleson	INF
9	Bryan Triplett	INF
10	Landon Powell	C
11	Steven Reinhold	OF
12	Cliff Donald	RHP
13	John Gregory	LHP
14	Aaron Rawl	RHP
16	Tommy King	INF
18	Jason Fletcher	RHP
19	Zac McCamie	RHP
23	Billy Buckner	RHP
25	Hank Parks	1B
26	Chad Blackwell	RHP
27	Kevin Melillo	INF
28	Nick Gardiner	OF
29	Davy Gregg	OF
30	David Cash	INF
38	Arik Hempy	LHP
40	Ryan Mahoney	C
41	Harris Honeycutt	RHP
47	John Adams	OF
48	D.J. Smith	C

Head Coach: Ray Tanner
 Asst. Coach: Jim Toman
 Asst. Coach: Jerry Meyers
 Asst. Coach: Monte Lee

Team Leaders

Batting Average	Steve Pearce (.346)
Home Runs	Steve Pearce (21)
Wins	Aaron Rawl (13)
Earned Run Average	Chad Blackwell (2.57)



CAROLINA BASEBALL

4/9	The Citadel	3-1	W	Charleston
4/14	Guilford	4-1	W	Greensboro
4/15	Va. Tech	4-1	W	Blacksburg
4/16	Wash. & Lee	3-2	W	Lexington
4/22	Wake Forest	14-6	W	Columbia
4/23	The Citadel	5-1	W	Columbia
4/27	Georgia	3-4	L	Columbia
4/28	Georgia	0-1	L	Columbia

1911 (11-6, Runs 93, Opp. 82)

Coach: P.L. Wright

Date	Opponent	Score	WLT	Site
3/8	Cola. (SAL)	2-14	*	Columbia
3/11	Cola. (SAL)	1-2	*	Columbia
3/14	Mechanics	7-1	W	Columbia
3/15	Alumni	9-5	W	Columbia
3/17	Cola. (SAL)	6-7	*	Columbia
3/18	Mechanics	3-2	W	Columbia
3/21	Cola. (SAL)	0-8	*	Columbia
3/22	Mechanics	5-2	W	Columbia
3/31	Charleston	12-0	W	Columbia
4/7	N.C.A.&M.	3-4	L	Columbia
4/10	Davidson	3-4	L	Columbia
4/13	Davidson	7-4	W	Columbia
4/18	Guilford	3-13	L	Guilford
4/20	N.C.A.&M.	6-5	W	Raleigh
4/21	Va. Christian	4-3	W	Lynchburg
4/22	Wash. & Lee	6-15	L	Lexington
4/24	Va. Mil. Inst.	0-4	L	Lexington
4/28	Davidson	6-4	W	Greenwood
4/28	Davidson	2-7	L	Greenwood
5/3	Wash. & Lee	5-4	W	Columbia
5/4	Wash. & Lee	12-5	W	Columbia

1912 (11-11, Runs 138, Opp. 101)

Coach: James G. Driver

Date	Opponent	Score	WLT	Site
3/20	Col. Amateurs	13-1	W	Columbia
3/21	Alumni	25-3	W	Columbia
3/25	Lafayette	11-6	W	Columbia
3/26	Lafayette	3-5	L	Columbia
3/28	Boston (NL)	2-13	*	Columbia
3/30	Cola. (SAL)	3-10	*	Columbia
4/1	Cola. (SAL)	5-10	*	Columbia
4/3	Penn State	11-7	W	Columbia
4/4	Penn State	7-8	L	Columbia
4/10	Wake Forest	1-3	L	Wake Forest
4/11	N.C. A&M	2-10 (6)	L	Raleigh
4/12	Wash. & Lee	2-4	L	Lexington
4/13	Va. Mil. Inst.	1-5	L	Lexington
4/15	Va. Tech	3-4	L	Blacksburg
4/16	Va. Tech	1-11	L	Blacksburg
4/17	Wm. & Mary	5-1	W	Williamsburg
4/19	Wood. Forest	21-1	W	Orange, VA
4/20	Virginia	2-10	L	Charlottesville
4/22	Davidson	2-1	W	Columbia
4/23	Davidson	7-2	W	Columbia
4/29	Wake Forest	5-3	W	Columbia
5/3	Wake Forest	4-6	L	Rock Hill
5/6	Tennessee	3-1	W	Columbia
5/7	Tennessee	5-3	W	Columbia
5/8	Tennessee	4-6	L	Columbia

1913 (11-8-1, Runs 119, Opp. 64)

Coach: James G. Driver

Date	Opponent	Score	WLT	Site
3/8	Col. Amateurs	13-8	W	Columbia
3/17	Col. Amateurs	12-5	W	Columbia
3/20	Lafayette	2-4	L	Columbia
3/21	Lafayette	4-5	L	Columbia
3/22	Lafayette	0-1	L	Columbia
3/25	Davidson	10-3	W	Columbia
3/26	Davidson	3-5	L	Columbia
3/31	Oak Ridge	7-0	W	Columbia
4/1	Oak Ridge	9-3	W	Columbia
4/3	Cobb's Stars	3-0	W	Columbia
4/9	Alumni	3-2	W	Columbia
4/10	Chas. (SAL)	4-3 (11)	*	Columbia
4/12	Chas. (SAL)	0-1	*	Columbia
4/21	Wash. & Lee	4-5	L	Lexington
4/22	Catholic	0-3	L	Washington
4/23	Virginia	1-3	L	Charlottesville
4/24	Va. Christian	18-0	W	Lynchburg
4/25	N. Carolina	3-2	W	Chapel Hill
4/26	Davidson	0-0 (7)	T	Rock Hill

4/29	Wake Forest	9-3	W	Columbia
5/7	Wash. & Lee	9-1	W	Columbia
5/8	Wash. & Lee	9-11 (8)	L	Columbia

1914 (12-7-1, Runs 82, Opp. 78)

Coach: G.I. Guerrant

Date	Opponent	Score	WLT	Site
3/18	Cola. (SAL)	7-7	*	Columbia
3/19	Cola. (SAL)	1-9	*	Columbia
3/23	Lafayette	9-7	W	Columbia
3/24	Lafayette	5-9	L	Columbia
3/25	Lafayette	3-4	L	Columbia
3/26	Brooklyn (FL)	1-14	*	Columbia
3/27	Cola. (SAL)	1-5	*	Columbia
3/28	W. Va. Wes.	3-0	W	Columbia
3/30	W. Va. Wes.	3-2	W	Columbia
4/2	Guilford	4-6	L	Columbia
4/3	Guilford	1-0+	W	Columbia
4/4	Cola. (SAL)	1-5	*	Columbia
4/15	Davidson	1-0	W	Columbia
4/16	Davidson	4-0	W	Columbia
4/17	Oak Ridge	5-0	W	Columbia
4/18	Oak Ridge	4-1	W	Columbia
4/20	Wake Forest	6-2	W	Columbia
4/21	Wake Forest	7-6	W	Columbia
4/29	Wake Forest	5-0	W	Wake Forest
4/30	Roanoke	7-4 (10)	W	Salem, VA
5/1	Va. Tech	6-9	L	Blacksburg
5/2	Va. Mil. Inst.	6-12	L	Lexington
5/4	N.C. A&M	0-3	L	Raleigh
5/6	Guilford	4-4 (12)	T	Guilford
5/7	Davidson	4-9	L	Davidson

1915 (6-11, Runs 80, Opp. 109)

Coach: Syd Smith

Date	Opponent	Score	WLT	Site
3/9	Columbia SP	4-6	L	Columbia
3/12	Columbia SP	6-5	W	Columbia
3/22	Lafayette	0-1	L	Columbia
3/23	Lafayette	4-5	L	Columbia
3/24	Lafayette	1-8	L	Columbia
3/25	Cola. (SAL)	2-13	*	Columbia
3/26	Cola. (SAL)	2-3	*	Columbia
3/27	W. Va. Wes.	6-4	W	Columbia
3/28	W. Va. Wes.	6-5 (5)	W	Columbia
4/15	Davidson	12-4	W	Columbia
4/16	Davidson	4-10	L	Columbia
4/19	Wake Forest	14-2	W	Columbia
4/20	Wake Forest	8-13	L	Columbia
4/22	Wake Forest	0-12	L	Wake Forest
4/23	N.C. A&M	1-2	L	Raleigh
4/24	Trinity	5-18	L	Durham
4/26	N. Carolina	0-6	L	Chapel Hill
4/27	Guilford	0-2	L	Guilford
4/28	St. Mary's	9-6	W	Belmont

1916 (9-14, Runs 77, Opp. 109)

Coach: Bill Clark

Date	Opponent	Score	WLT	Site
3/27	Mercer	1-0	W	Columbia
3/28	Mercer	0-5	L	Columbia
3/29	Mercer	2-5	L	Columbia
3/30	Cola. (SAL)	0-5	*	Columbia
3/31	Cola (SAL)	9-8	*	Columbia
4/4	Guilford	2-6	L	Columbia
4/5	Virginia	3-5 (8)	L	Columbia
4/8	Cola. (SAL)	4-11	*	Columbia
4/11	Va. Tech	4-3	W	Columbia
4/12	Va. Tech	1-3	L	Columbia
4/13	Wake Forest	5-13	L	Columbia
4/14	Wake Forest	6-2 (8)	W	Columbia
4/15	Wofford	8-0	W	Columbia
4/19	Tennessee	4-1 (5)	W	Columbia
4/20	Tennessee	5-9	L	Columbia
4/25	Richmond	2-3	L	Richmond
4/27	Va. Mil. Inst.	8-3	W	Lexington
4/28	Wash. & Lee	2-11	L	Lexington
4/29	Va. Tech	0-9+	L	Blacksburg
5/1	Elon	0-6	L	Elon
5/2	Guilford	3-7	L	Guilford
5/9	Wash. & Lee	3-6	L	Columbia
5/10	Wash. & Lee	6-3	W	Columbia
5/12	Clemson	4-0	W	Anderson
5/13	Clemson	5-7	L	Anderson

5/18	Wofford	3-2	W	Spartanburg
------	---------	-----	---	-------------

1917 (4-7-2, Runs 65, Opp. 105)

Coach: Dixon Foster

Date	Opponent	Score	WLT	Site
3/27	Alumni	18-1	W	Columbia
3/30	Newberry	7-7	T	Newberry
3/31	Wofford	0-2	L	Spartanburg
4/2	Clemson	2-1	W	Columbia
4/3	Clemson	2-18	L	Columbia
4/4	Furman	8-8 (8)	T	Columbia
4/7	Newberry	1-14	L	Columbia
4/10	Ashev. (SAL)	4-13	*	Columbia
4/11	Cola. (SAL)	2-7	*	Columbia
4/16	Clemson	2-4	L	Clemson
4/17	Clemson	3-6	L	Clemson
4/18	Erskine	2-0	W	Due West
4/20	Newberry	3-19	L	Rock Hill
4/20	Newberry	11-9	W	Rock Hill
4/21	N. Carolina	6-16	L	Columbia

1918 (11-13, Runs 86, Opp. 69)

Coach: Dixon Foster

Date	Opponent	Score	WLT	Site
3/23	Off. Tr. Sch.	11-5	W	Columbia
3/27	81st. Division	0-20	L	Columbia
4/2	Davidson	2-1	W	Columbia
4/3	Davidson	3-5	L	Columbia
4/4	N. Carolina	3-1	W	Columbia
4/6	The Citadel	16-0	W	Columbia
4/12	Trinity	1-2	L	Columbia
4/13	Trinity	6-1	W	Columbia
4/17	Erskine	4-3	W	Columbia
4/20	Wake Forest	4-1	W	Columbia
4/23	Trinity	1-3	L	Durham
4/24	Trinity	3-4 (13)	L	Durham
4/25	N. Carolina	2-4	L	Chapel Hill
4/27	Davidson	2-3 (11)	L	Davidson
4/29	Guilford	1-7	L	Columbia
4/30	Guilford	0-5	L	Columbia
5/3	Furman	0-9	L	Columbia
5/4	Newberry	11-2	W	Columbia
5/8	Wofford	3-2	W	Columbia
5/10	Furman	2-7	L	Greenville
5/11	Wofford	4-1	W	Spartanburg
5/13	Newberry	2-3	L	Newberry
5/17	Clemson	2-3	L	Columbia
5/18	Clemson	3-2 (12)	W	Columbia

1919 (9-13, Runs 73, Opp. 93)

Coach: Dixon Foster

Date	Opponent	Score	WLT	Site
3/28	48th Infantry	9-15	L	Columbia
3/30	Base Hospital	4-15	L	Columbia
4/1	Wofford	4-6	L	Columbia
4/2	Wofford	4-3	W	Columbia
4/5	Oglethorpe	0-1	L	Columbia
4/8	48th Infantry	5-4	W	Columbia
4/12	Florida	5-3	W	Columbia
4/12	Florida	6-4	W	Columbia
4/17	Trinity	0-9	L	Columbia
4/17	Trinity	0-4	L	Columbia
4/23	Wofford	0-1	L	Spartanburg
4/24	Furman	1-3	L	Greenville
4/25	Clemson	2-1	W	Clemson
4/26	Clemson	2-8	L	Clemson
4/29	Guilford	5-2	W	Columbia
4/30	Guilford	7-0	W	Columbia
5/3	The Citadel	9-0	W	Columbia
5/5	Trinity	1-4	L	Durham
5/7	N. Carolina	0-5	L	Chapel Hill
5/8	Guilford	9-0	W	Greensboro
5/16	Clemson	0-4	L	Columbia
5/17	Clemson	0-1	L	Columbia

1920 (3-18, Runs 93, Opp. 163)

Coach: Dixon Foster

Date	Opponent	Score	WLT	Site
3/20	Camp Jackson	2-7	L	Columbia+
3/24	Camp Jackson	11-12	L	Columbia+
3/27	Camp Jackson	5-2	W	Columbia+
4/2	Camp Jackson	4-2	W	Columbia+
4/6	Cola. (SAL)	6-7	*	Columbia
4/7	Maryland	5-14	L	Columbia

CAROLINA BASEBALL

4/10	Mercer	0-9	L	Columbia
4/15	Wofford	11-12	L	Columbia
4/16	Clemson	9-14 (8)	L	Columbia
4/17	Clemson	5-14	L	Columbia
4/21	Oglethorpe	4-12	L	Columbia
4/22	Oglethorpe	7-10 (10)	L	Columbia
4/27	Lynchburg	3-4 (15)	L	Lynchburg
4/28	Va. Mil. Inst.	3-4	L	Lexington
4/29	Wash. & Lee	2-3	L	Lexington
4/30	Virginia	3-8	L	Charlottesville
5/3	Navy	1-6	L	Annapolis
5/5	N.C. State	3-9	L	Raleigh
5/11	Clemson	3-5	L	Clemson
5/12	Clemson	8-5	W	Clemson
5/13	Furman	4-10	L	Greenville
5/14	Wofford	0-1	L	Greenwood

* - Exhibition
+ - VA Hospital Field

1921 (3-12-1, Runs 72, Opp. 127)

Coach: Bill Clark

Date	Opponent	Score	WLT	Site
3/19	6th Infantry	4-3	W	Columbia
3/29	Cmp. Benning	4-6	L	Columbus, GA
3/30	Yale	10-15	L	Macon, GA
4/4	Presbyterian	5-4	W	Columbia
4/7	Erskine	11-13	L	Columbia
4/9	Newberry	2-19	L	Columbia
4/12	Cola. (SAL)	5-24	*	Columbia
4/13	Cola. (SAL)	2-3	*	Columbia
4/15	Wofford	3-5 (11)	L	Columbia
4/17	The Citadel	6-3	W	Columbia
4/23	Cola. (SAL)	0-13	*	Columbia
4/28	Davidson	5-7	L	Columbia
4/29	Furman	4-10	L	Columbia
5/2	Newberry	1-3	L	Newberry
5/3	Wofford	6-6	T	Spartanburg
5/4	Furman	7-11	L	Greenville
5/5	Clemson	0-5	L	Columbia
5/6	Mercer	2-14	L	Macon
5/7	Mercer	2-3	L	Macon

* - Exhibition

1922 (8-7-1, Runs 94, Opp. 87)

Coach: Bill Clark

Date	Opponent	Score	WLT	Site
3/30	Cola. (SAL)	3-2	*	Columbia
4/3	Lynchburg	10-5	W	Lynchburg
4/4	Wash. & Lee	7-5	W	Lexington
4/5	Va. Mil. Inst.	0-8	L	Lexington
4/6	Georgetown	5-12	L	Washington
4/7	Catholic	1-10	L	Washington
4/8	Maryland	2-3	L	College Park
4/10	Charleston	15-3	W	Columbia
4/12	Yale	1-8	L	Macon, GA
4/16	Cola. (SAL)	5-8	*	Columbia
4/20	Newberry	7-7 (12)	T	Newberry
4/21	The Citadel	0-3	L	Greenwood
4/25	Furman	10-3	W	Greenwood
4/26	Clemson	1-3	L	Clemson
5/4	Furman	6-5	W	Columbia
5/9	Erskine	15-5	W	Columbia
5/13	Clemson	8-4	W	Columbia
5/17	Newberry	6-3	W	Columbia

* - Exhibition

1923 (8-8, Runs 92, Opp. 93)

Coach: Bill Clark

Date	Opponent	Score	WLT	Site
3/27	Erskine	10-7	W	Columbia
3/31	Cola. (SAL)	5-8	*	Columbia
4/3	Cola. (SAL)	1-6	*	Columbia
4/6	Maryland	4-3 (10)	W	Columbia
4/7	The Citadel	14-7	W	Columbia
4/10	Wofford	4-10	L	Columbia
4/11	Cola. (SAL)	5-3	*	Columbia
4/12	Newberry	7-8	L	Columbia
4/14	Trinity	2-20	L	Columbia
4/18	Presbyterian	10-1	W	Columbia
4/21	Furman	8-7 (11)	W	Columbia
4/23	Newberry	0-1 (13)	L	Newberry
4/24	Presbyterian	3-2 (10)	W	Clinton
4/25	Erskine	4-5	L	Due West
4/26	Furman	3-4	L	Greenville
5/2	Virginia	1-10	L	Columbia
5/7	Charleston	11-2	W	Columbia
5/11	Charleston	10-4	W	Charleston
5/12	The Citadel	1-2	L	Charleston

* - Exhibition

1924 (10-8, Runs 74, Opp. 98)

Coach: Bill Clark

Date	Opponent	Score	WLT	Site
3/28	Rich. (VL)	0-6	*	Camden
4/1	Presbyterian	6-4	W	Columbia
4/5	Lenoir	0-4	L	Columbia
4/9	Wake Forest	6-5 (10)	W	Columbia
4/14	Newberry	1-0	W	Newberry
4/15	Wofford	2-10	L	Spartanburg
4/16	Furman	1-14	L	Greenville
4/17	Clemson	0-6+	L	Clemson
4/19	Oglethorpe	2-16	L	Atlanta
4/21	Mercer	5-3	W	Griffin, GA
4/22	Benedictine	6-1	W	Savannah
4/26	Trinity	4-10	L	Columbia
4/28	Charleston	6-4	W	Columbia
5/1	Newberry	3-1	W	Columbia
5/2	Erskine	6-1	W	Columbia
5/8	Wofford	5-7	L	Columbia
5/10	Clemson	7-8	L	Columbia
5/16	Charleston	11-3	W	Charleston
5/17	The Citadel	3-1	W	Charleston

* - Exhibition

+ - No hit game

1925 (4-9, Runs 65, Opp. 98)

Coach: Branch Boccock

Date	Opponent	Score	WLT	Site
3/25	Cola. (SAL)	4-15	*	Columbia
3/27	Cola. (SAL)	5-10	*	Columbia
4/1	Cola. (SAL)	5-17	*	Columbia
4/7	Presbyterian	13-3	W	Columbia
4/8	Furman	2-16	L	Columbia
4/14	Erskine	10-0	W	Columbia
4/16	Maryland	6-11	L	Columbia
4/17	Cola. (SAL)	2-4	*	Columbia
4/21	Newberry	3-4 (10)	L	Newberry
4/22	Presbyterian	10-8	W	Clinton
4/23	Wofford	4-9	L	Spartanburg
4/24	Clemson	2-6	L	Clemson
4/25	Furman	0-9	L	Greenville
4/28	Wofford	5-9	L	Columbia
4/30	Newberry	0-12	L	Columbia
5/2	Clemson	8-7	W	Columbia
5/6	Va. Tech	2-4 (7)	L	Columbia

* - Exhibition

1926 (6-4, Runs 53, Opp. 34)

Coach: Branch Boccock

Date	Opponent	Score	WLT	Site
4/3	Parris Island	3-0	W	Parris Island
4/5	Parris Island	6-5	W	Parris Island
4/10	N.C. State	12-1	W	Raleigh
4/13	N. Carolina	2-3	L	Chapel Hill
4/14	Duke	3-5	L	Durham
4/17	Clemson	3-0	W	Columbia
4/19	Furman	1-4	L	Columbia
4/20	Cola. (SAL)	3-16	*	Columbia
4/21	Erskine	13-5	W	Columbia
4/28	Furman	5-8	L	Chester
5/1	Wofford	5-3	W	Columbia

* - Exhibition

1927 (7-8, Runs 86, Opp. 91)

Coach: Branch Boccock

Date	Opponent	Score	WLT	Site
4/2	Cola. (SAL)	6-7	*	Columbia
4/4	Cola. (SAL)	1-8	*	Columbia
4/6	Presbyterian	4-8	L	Clinton
4/7	Clemson	3-4	L	Clemson
4/8	Wofford	7-3	W	Spartanburg
4/9	Furman	9-10 (10)	L	Greenville
4/12	Presbyterian	1-5	L	Columbia
4/13	Clemson	9-8 (11)	W	Columbia
4/16	Parris Island	1-6	L	Parris Island
4/18	Parris Island	2-9	L	Parris Island
4/19	The Citadel	1-5	L	Charleston
4/22	Auburn	2-11	L	Columbia
4/23	Auburn	8-4	W	Columbia
4/26	Furman	7-6	W	Columbia
4/27	Erskine	9-1	W	Columbia
5/4	Wofford	13-9	W	Columbia
5/7	The Citadel	10-2	W	Columbia

* - Exhibition

1928 (7-8-1, Runs 83, Opp. 80)

Coach: Billy Laval

Date	Opponent	Score	WLT	Site
3/31	Cola. (SAL)	0-12	*	Columbia
4/3	Presbyterian	8-2	W	Columbia
4/6	Aug. (SAL)	0-7	*	Columbia
4/9	Maryland	8-0	W	Columbia
4/12	Furman	4-18	L	Rock Hill
4/13	Clemson	0-6	L	Clemson
4/14	Presbyterian	8-5	W	Clinton
4/18	Clemson	3-3(11)	T	Columbia
4/19	Erskine	5-4(10)	W	Columbia
4/23	Georgia	0-10	L	Columbia
4/24	Georgia	3-5	L	Columbia
4/27	Furman	11-5	W	Florence
5/2	Wofford	13-0	W	Columbia
5/4	Auburn	3-6	L	Columbia
5/5	The Citadel	13-0	W	Columbia
5/11	Georgia Tech	0-4	L	Atlanta
5/12	Georgia Tech	2-3	L	Atlanta
5/14	Auburn	2-9	L	Auburn

* - Exhibition

1929 (8-4, Runs 100, Opp. 66)

Coach: Billy Laval

Date	Opponent	Score	WLT	Site
3/28	Baltimore (IL)	3-12	*	Augusta
3/29	Georgia	6-10	L	Athens
3/30	Georgia	3-8	L	Athens
4/1	Clemson	2-0 (11)	W	Clemson
4/6	Cola. (SAL)	3-14	*	Columbia
4/8	Presbyterian	14-3	W	Columbia
4/9	Cola. (SAL)	0-5	*	Columbia
4/13	Erskine	3-6	L	Columbia
4/18	The Citadel	10-9	W	Florence
4/22	Furman	7-3	W	Columbia
4/27	Wofford	11-10	W	Columbia
4/30	Furman	4-5 (10)	L	Greenville
5/2	Georgia Tech	17-3	W	Atlanta
5/4	The Citadel	15-3	W	Columbia
5/9	Clemson	8-6	W	Columbia

* - Exhibition

1930 (14-5, Runs 135, Opp. 67)

Coach: Billy Laval

Date	Opponent	Score	WLT	Site
3/28	Erskine	5-3	W	Columbia
3/29	Erskine	14-1	W	Columbia
4/4	Presbyterian	9-0	W	Columbia
4/5	Cola. (SAL)	1-4	*	Columbia
4/11	Georgia Tech	1-2	L	Columbia
4/12	Georgia Tech	5-4	W	Columbia
4/14	Wofford	11-3	W	Columbia
4/15	Cola. (SAL)	8-9 (10)	*	Columbia
4/16	Furman	0-11	L	Greenville
4/19	Clemson	1-4	L	Clemson
4/19	Clemson	9-2	W	Clemson
4/21	Wofford	6-2	W	Spartanburg
4/24	West Virginia	7-2	W	Columbia
4/25	West Virginia	7-6	W	Columbia
4/28	Clemson	18-2	W	Columbia
4/29	Clemson	5-3	W	Columbia
5/7	N. Carolina	1-3	L	Chapel Hill
5/8	Davidson	4-5	L	Davidson
5/10	Furman	7-4	W	Columbia
5/12	Citadel	11-6	W	Orangeburg
5/13	Citadel	14-4	W	Florence

* - Exhibition

1931 (15-3, Runs 184, Opp. 59)

Coach: Billy Laval

Date	Opponent	Score	WLT	Site
4/2	Georgia Tech	11-1	W	Atlanta
4/3	Georgia Tech	4-3	W	Atlanta
4/10	Erskine	13-1	W	Columbia
4/11	Erskine	18-6	W	Columbia
4/14	Presbyterian	12-1	W	Columbia
4/15	Presbyterian	10-1	W	Columbia
4/20	Newberry	6-3	W	Columbia
4/22	Citadel	17-1	W	Charleston
4/23	Citadel	20-7	W	Charleston
4/24	Florence PDS	5-9	L	Florence
4/25	Florence PDS	9-5	W	Florence
4/28	Davidson	13-3	W	Columbia
5/2	Clemson	10-1	W	Columbia
5/4	Newberry	9-2	W	Newberry
5/8	Citadel	11-1	W	Columbia
5/9	Citadel	7-8	L	Columbia

CAROLINA BASEBALL

5/13	Clemson	4-5	L	Clemson
5/14	Clemson	5-1	W	Clemson

1932 (16-7, Runs 184, Opp. 95)

Coach: Billy Laval

Date	Opponent	Score	WLT	Site
3/19	State Hospital	4-0	W	Columbia
3/26	Georgia	1-4	L	Columbia
3/28	Georgia	7-3	W	Columbia
3/30	Erskine	8-2	W	Columbia
4/1	Erskine	5-4	W	Columbia
4/4	Presbyterian	21-2	W	Clinton
4/4	Presbyterian	5-4	W	Clinton
4/7	H. of David	6-18	*	Columbia
4/12	State Hospital	4-1	W	Columbia
4/15	Clemson	4-0	W	Columbia
4/16	Clemson	4-10	L	Columbia
4/18	Newberry	1-4	L	Columbia
4/19	Newberry	10-2	W	Columbia
4/23	Pacific Mills	14-4	W	Columbia
4/26	Clemson	9-13	L	Clemson
4/26	Clemson	5-2	W	Clemson
4/28	Erskine	3-4	L	Due West
4/29	Erskine	12-1	W	Due West
5/3	Presbyterian	22-1+	W	Columbia
5/4	Presbyterian	9-8 (14)	W	Columbia
5/9	Newberry	13-5	W	Newberry
5/10	Newberry	9-5	W	Newberry
5/12	Clemson	9-10	L	Clemson
5/13	Clemson	5-6	L	Clemson

* - Exhibition
+ - No Hit Game

1933 (17-3, Runs 179, Opp. 83)

Coach: Billy Laval

Date	Opponent	Score	WLT	Site
3/27	Graniteville	4-1	W	Columbia
3/30	Clemson	5-4	W	Columbia
3/31	Clemson	6-0	W	Columbia
4/3	Furman	13-3	W	Greenville
4/4	Furman	5-6 (11)	L	Greenville
4/6	Newberry	4-3	W	Columbia
4/7	Newberry	13-3	W	Columbia
4/10	Erskine	9-8	W	Due West
4/11	Erskine	11-4	W	Due West
4/13	Presbyterian	25-5	W	Columbia
4/14	Presbyterian	14-0	W	Columbia
4/17	Clemson	4-3	W	Clemson
4/20	Furman	6-3	W	Columbia
4/21	Furman	16-3	W	Columbia
4/24	Newberry	5-6	L	Newberry
4/25	Newberry	6-3	W	Newberry
4/26	Barnwell	4-19	L	Barnwell
4/27	Erskine	14-5	W	Columbia
4/28	Erskine	7-1	W	Columbia
5/1	Presbyterian	8-3	W	Clinton

1934 (12-3, Runs 129, Opp. 43)

Coach: Billy Laval

Date	Opponent	Score	WLT	Site
3/27	Albany (IL)	2-3	*	Barnwell
3/30	U. Cl. Trenton	22-1	W	Columbia
4/2	Duke	2-3 (10)	L	Columbia
4/2	Duke	4-14	L	Columbia
4/4	Erskine	2-3	L	Columbia
4/6	N.C. State	10-4	W	Columbia
4/11	Presbyterian	14-2	W	Clinton
4/12	Clemson	8-1	W	Clemson
4/13	Cola. (PL)	5-6	*	Columbia
4/16	Newberry	8-6	W	Columbia
4/18	Wofford	15-1	W	Columbia
4/19	Erskine	5-0	W	Due West
4/20	Newberry	11-3	W	Newberry
4/23	Presbyterian	9-0	W	Columbia
4/27	Wofford	6-0	W	Spartanburg
4/28	Furman	6-1 (10)	W	Greenville
5/2	Clemson	7-4	W	Columbia

* - Exhibition

1935 (8-10, Runs 77, Opp. 96)

Coach: Dutch Stamman

Date	Opponent	Score	WLT	Site
3/23	Allen Mill.	4-8	L	Columbia
3/26	Allen Mill.	4-11	L	Columbia
3/28	Michigan St.	1-5	L	Columbia
4/1	Erskine	9-2	W	Columbia
4/8	Wofford	4-0	W	Spartanburg
4/15	Furman	11-8	W	Greenville

4/16	Clemson	4-5	L	Clemson
4/18	Presbyterian	9-8	W	Columbia
4/20	N.C. State	6-7	L	Raleigh
4/22	Duke	1-13	L	Durham
4/22	Duke	2-7	L	Durham
4/25	Erskine	3-2 (10)	W	Due West
4/29	Wofford	5-2	W	Columbia
4/30	Presbyterian	1-3	L	Clinton
5/1	Furman	9-8	W	Columbia
5/6	Newberry	0-3	L	Newberry
5/9	Clemson	2-0	W	Columbia
5/11	Newberry	2-4	L	Columbia

1936 (5-9-1, Runs 70, Opp. 108)

Coach: Dutch Stamman

Date	Opponent	Score	WLT	Site
4/3	Erskine	3-1	W	Due West
4/8	Rollins	2-6	L	Columbia
4/9	Rollins	7-5	W	Winter Park
4/11	Rollins	1-12	L	Winter Park
4/12	Rollins	7-10	L	Winter Park
4/23	Newberry	4-3 (10)	W	Columbia
4/24	Clemson	1-7	L	Columbia
4/25	The Citadel	4-7	L	Charleston
4/28	Erskine	1-4	L	Columbia
4/30	Newberry	6-12	L	Newberry
5/2	N.C. State	1-9	L	Columbia
5/5	Clemson	6-5	W	Clemson
5/6	The Citadel	9-9 (12)	T	Columbia
5/8	Presbyterian	10-11	L	Clinton
5/12	Presbyterian	8-7	W	Columbia

1937 (5-6, Runs 71, Opp. 78)

Coach: Dutch Stamman

Date	Opponent	Score	WLT	Site
4/7	Cola. (SAL)	2-8	*	Columbia
4/10	Furman	8-2	W	Greenville
4/13	Wofford	10-3	W	Spartanburg
4/15	Erskine	2-6	L	Due West
4/17	Wofford	14-5	W	Columbia
4/19	Presbyterian	5-8	L	Clinton
4/27	Clemson	4-3	W	Columbia
5/1	Erskine	8-9	L	Columbia
5/4	Presbyterian	1-11	L	Columbia
5/6	Newberry	5-10	L	Columbia
5/8	Clemson	8-5	W	Clemson
5/14	Newberry	4-8	L	Newberry

* - Exhibition

1938 (12-7, Runs 129, Opp. 82)

Coach: Vernon "Catfish" Smith

Date	Opponent	Score	WLT	Site
3/28	Ohio U.	6-10	L	Columbia
3/29	Ohio U.	6-14	L	Columbia
3/30	Michigan St.	4-10	L	Columbia
4/4	Presbyterian	4-5	L	Clinton
4/5	Erskine	10-5	W	Due West
4/7	Wofford	4-0	W	Spartanburg
4/9	The Citadel	8-2	W	Columbia
4/11	Newberry	7-3	W	Newberry
4/13	The Citadel	6-2	W	Charleston
4/14	Albany (EL)	2-16	*	Barnwell
4/22	Georgia Tech	2-7	L	Atlanta
4/23	Georgia Tech	3-2	W	Atlanta
4/25	Presbyterian	2-3 (11)	L	Columbia
4/26	Wofford	11-1	W	Columbia
4/27	Erskine	18-5	W	Columbia
4/29	Newberry	10-3	W	Columbia
5/3	Clemson	12-3	W	Clemson
5/4	Furman	1-6	L	Greenville
5/10	Clemson	3-0	W	Columbia
5/14	Furman	12-1	W	Columbia

* - Exhibition

1939 (10-11, Runs 133, Opp. 145)

Coach: Vernon "Catfish" Smith

Date	Opponent	Score	WLT	Site
3/26	Syracuse (IL)	9-2	*	Camden
3/27	Wofford	2-5	L	Columbia
3/28	Michigan St.	5-10	L	Columbia
3/29	Syracuse (IL)	0-9	*	Camden
4/3	Ohio U.	6-7	L	Columbia
4/4	Ohio U.	11-10	W	Columbia
4/7	Georgia	11-1	W	Athens
4/8	Georgia	1-10	L	Athens
4/11	The Citadel	10-4	W	Columbia
4/13	Erskine	2-1	W	Due West
4/15	Pittsburgh	10-7	W	Columbia

4/18	Newberry	5-0	W	Columbia
4/19	Furman	5-19	L	Greenville
4/21	Georgia Tech	9-7	W	Columbia
4/22	Georgia Tech	4-12	L	Columbia
4/25	Georgia	13-6	W	Columbia
4/27	Clemson	7-9	L	Clemson
4/29	Presbyterian	7-10	L	Clinton
5/1	Clemson	5-7 (10)	L	Columbia
5/3	Erskine	8-7 (10)	W	Columbia
5/4	Newberry	8-6	W	Newberry
5/8	Furman	3-5	L	Columbia
5/12	Presbyterian	1-2 (11)	L	Columbia

* - Exhibition

1940 (8-9, Runs 112, Opp. 115)

Coach: Ted Potoskey

Date	Opponent	Score	WLT	Site
3/22	Baltimore (IL)	1-2	*	Aiken
3/27	Michigan St.12-14 (12)		L	Columbia
4/1	Ohio U.	5-2	W	Columbia
4/2	Ohio U.	6-1	W	Columbia
4/4	The Citadel	7-2	W	Columbia
4/5	Newberry	3-10	L	Columbia
4/11	Clemson	6-7	L	Columbia
4/13	Erskine	8-4	W	Columbia
4/15	Wake Forest	3-9	L	Bennettsville
4/18	The Citadel	18-7	W	Charleston
4/22	Presbyterian	6-10	L	Clinton
4/23	Furman	6-4	W	Greenville
4/26	Clemson	1-7	L	Clemson
4/27	Erskine	11-5	W	Due West
4/29	Davidson	5-7	L	Columbia
5/6	Furman	4-15	L	Florence
5/7	Presbyterian	6-0	W	Columbia
5/11	Newberry	5-11	L	Columbia

* - Exhibition

1941 (10-8, Runs 93, Opp. 84)

Coach: Ted Potoskey

Date	Opponent	Score	WLT	Site
3/24	Michigan St.	4-14	L	Columbia
3/25	Duke	5-9	L	Columbia
3/28	Presbyterian	1-8	L	Clinton
4/1	Erskine	10-2	W	Columbia
4/5	Newberry	6-2	W	Newberry
4/8	Furman	0-5	L	Greenville
4/19	Pittsburgh	12-3	W	Columbia
4/11	Harrisburg (EL)	2-18	*	Camden
4/15	Davidson	7-6	W	Columbia
4/19	117th Infan.	4-0	W	Columbia
4/22	Presbyterian	12-3	W	Columbia
4/25	Clemson	1-3	L	Clemson
4/26	Erskine	7-2	W	Due West
4/29	Furman	6-4	W	Columbia
5/1	Newberry	2-10	L	Newberry
5/2	Wake Forest	8-1	W	Bennettsville
5/3	Wake Forest	2-7	L	Bennettsville
5/6	Davidson	1-2	L	Davidson
5/8	Clemson	5-3	W	Columbia

* - Exhibition

1942 (6-11, Runs 77, Opp. 131)

Coach: Ted Potoskey

Date	Opponent	Score	WLT	Site
3/23	Duke	0-10	L	Columbia
3/24	Duke	4-9	L	Columbia
3/26	Toronto (IL)	3-13	*	Camden
3/30	Erskine	3-7 (11)	L	Columbia
4/1	Presbyterian	1-10	L	Clinton
4/6	Wofford	2-1	W	Spartanburg
4/7	Furman	10-5	W	Greenville
4/11	N.C. State	4-20	L	Raleigh
4/13	N. Carolina	1-12	L	Chapel Hill
4/14	Duke	0-13	L	Durham
4/17	Presbyterian	10-8	W	Columbia
4/21	Newberry	3-5	L	Columbia
4/24	Clemson	5-6	L	Clemson
4/25	Erskine	5-1	W	Due West
4/29	Furman	20-4	W	Greenville
5/2	Newberry	2-11	L	Newberry
5/5	Wofford	3-0	W	Columbia
5/8	Clemson	5-9	L	Columbia

* - Exhibition

CAROLINA BASEBALL

YEAR-BY-YEAR RESULTS

4/28	Georgia	4-3 (14)	W	Columbia
4/29	Georgia	1-9	L	Columbia
5/4	Clemson	0-2+	L	Clemson
5/6	The Citadel	4-5	L	Columbia
5/7	The Citadel	4-3	W	Columbia
5/14	Maryland	4-2	W	College Park
5/14	Maryland	3-6	L	College Park
5/17	Virginia	7-5	W	Charlottesville
5/18	Virginia	2-1	W	Charlottesville

1955 (10-10, Runs 122, Opp. 122)

Coach: Ted Petoskey

Date	Opponent	Score	WLT	Site
3/22	Erskine	12-1	W	Columbia
3/25	Michigan St.	3-6	L	Columbia
3/26	Michigan St.	11-19	L	Columbia
3/28	Duke	7-8 (11)	L	Columbia
3/30	Parris Island	2-6 (7)	*	Parris Island
3/30	Parris Island	9-11 (7)	*	Parris Island
4/1	N.C. State	1-3	L	Columbia
4/4	Georgia	5-4	W	Athens
4/4	Georgia	1-3 (7)	L	Athens
4/6	Virginia	10-3 (7)	W	Columbia
4/6	Virginia	6-3 (7)	W	Columbia
4/8	Maryland	3-2	W	Columbia
4/9	Maryland	2-8	L	Columbia
4/15	N.C. State	3-6	L	Raleigh
4/16	Wake Forest	7-2	W	Win. Salem
4/22	N. Carolina	2-13	L	Chapel Hill
4/23	Duke	11-5	W	Durham
4/26	Parris Island	2-9	*	Columbia
4/27	Parris Island	5-4 (11)	*	Columbia
4/30	Clemson	4-3	W	Columbia
5/6	N. Carolina	8-12	L	Columbia
5/7	Wake Forest	2-12	L	Columbia
5/11	Clemson	9-2	W	Columbia
5/13	The Citadel	15-7	W	Charleston

1956 (9-9, Runs 107, Opp. 100)

Coach: Ted Petoskey

Date	Opponent	Score	WLT	Site
3/20	Erskine	11-3	W	Columbia
3/24	Michigan St.	7-5	W	Columbia
3/27	Duke	7-4	W	Columbia
3/31	Maryland	6-1 (7)	W	College Park
3/31	Maryland	1-6 (7)	L	College Park
4/2	Virginia	11-7	W	Charlottesville
4/3	Virginia	3-8	L	Charlottesville
4/6	The Citadel	9-6	W	Columbia
4/7	The Citadel	9-3	W	Columbia
4/13	Wake Forest	8-12	L	Columbia
4/14	N.C. State	3-2	W	Columbia
4/20	N. Carolina	6-7	L	Chapel Hill
4/21	Duke	6-9	L	Durham
4/27	Clemson	1-5	L	Columbia
5/1	N. Carolina	1-2	L	Columbia
5/7	N.C. State	3-6	L	Raleigh
5/8	Wake Forest	3-11	L	Wake Forest
5/11	Clemson	12-3	W	Clemson

1957 (9-9, Runs 79, Opp. 99)

Coach: Joe Grugan

Date	Opponent	Score	WLT	Site
3/20	Parris Island	0-10	*	Parris Island
3/22	Parris Island	3-14	*	Parris Island
3/29	Maryland	12-7	W	Columbia
3/30	Virginia	7-6	W	Columbia
4/2	N. Carolina	2-3	L	Chapel Hill
4/3	Duke	4-9	L	Durham
4/4	Erskine	3-2	W	Columbia
4/8	Duke	6-3	W	Columbia
4/10	Erskine	7-5	W	Due West
4/12	Wake Forest	3-4	L	Columbia
4/13	N.C. State	5-0	W	Columbia
4/20	N. Carolina	1-6	L	Columbia
4/22	Wake Forest	0-8	L	Win. Salem
4/23	N.C. State	5-4	W	Raleigh
4/24	The Citadel	3-2	W	Columbia
4/27	Clemson	4-3	W	Columbia
4/29	The Citadel	9-13	L	Charleston
5/10	Virginia	0-5+	L	Charlottesville
5/11	Maryland	2-9	L	College Park
5/14	Clemson	6-10	L	Clemson

+ - No hit game

* - Exhibition

1958 (7-14, Runs 80, Opp. 126)

Coach: Joe Grugan

Date	Opponent	Score	WLT	Site
3/29	Duke	2-3	L	Columbia
3/31	Michigan St.	0-12	L	Columbia
4/7	E. Carolina	4-5	L	Columbia
4/8	Wake Forest	2-16	L	Columbia
4/9	N.C. State	3-4	L	Columbia
4/10	N. Carolina	3-5	L	Columbia
4/12	Newberry	12-9	W	Columbia
4/14	Maryland	9-8	W	College Park
4/14	Maryland	4-5 (5)	L	College Park
4/15	Virginia	0-3 (7)	L	Charlottesville
4/15	Virginia	3-7 (7)	L	Charlottesville
4/19	Wake Forest	5-4	W	Columbia
4/21	Clemson	3-5	L	Clemson
4/25	Wake Forest	2-20	L	Win. Salem
4/26	N. Carolina	0-2	L	Chapel Hill
4/28	Erskine	5-1 (7)	W	Columbia
4/28	Erskine	9-1 (6)	W	Columbia
4/30	The Citadel	3-1	W	Columbia
5/3	Duke	7-4	W	Durham
5/7	The Citadel	4-5	L	Charleston
5/9	Clemson	2-9	L	Columbia

1959 (12-12, Runs 110, Opp. 94)

Coach: Joe Grugan

Date	Opponent	Score	WLT	Site
3/20	Erskine	13-1	W	Columbia
3/25	Kentucky	7-12	L	Columbia
3/26	Kentucky	2-1	W	Columbia
3/27	Maryland	2-3	L	Columbia
3/28	Virginia	6-1	W	Columbia
3/31	Wake Forest	1-3	L	Columbia
4/3	Clemson	0-11	L	Columbia
4/4	Newberry	4-5	L	Newberry
4/6	N.C. State	2-3 (8)	L	Columbia
4/6	N.C. State	8-0 (7)	W	Columbia
4/7	N. Carolina	8-3	W	Columbia
4/9	The Citadel	5-6 (8)	L	Charleston
4/9	The Citadel	3-0 (7)	W	Charleston
4/14	Virginia	0-1	L	Charlottesville
4/17	Duke	8-4	W	Columbia
4/20	Ga. Southern	9-6	W	Columbia
4/21	Ga. Southern	7-5	W	Columbia
4/24	Wake Forest	0-1 (10)	L	Win. Salem
4/25	N. Carolina	1-4	L	Chapel Hill
5/2	Duke	8-3	W	Durham
5/4	Erskine	1-4 (7)	L	Columbia
5/4	Erskine	7-2	W	Columbia
5/5	Newberry	7-5	W	Columbia
5/8	Clemson	1-10	L	Clemson

1960 (4-18, Runs 106, Opp. 161)

Coach: Joe Grugan

Date	Opponent	Score	WLT	Site
3/24	Ohio State	2-9	L	Winter Park
3/25	Amherst	12-7	W	Winter Park
3/26	Rollins	1-12	L	Winter Park
4/5	Wake Forest	2-10	L	Win. Salem
4/9	Virginia	12-3	W	Columbia
4/11	Furman	5-8	L	Columbia
4/15	N.C. State	5-6	L	Columbia
4/16	N. Carolina	5-6	L	Chapel Hill
4/18	Virginia	5-8	L	Charlottesville
4/19	Maryland	4-5	L	College Park
4/19	Maryland	11-4 (7)	W	College Park
4/23	Clemson	10-12	L	Clemson
4/26	The Citadel	3-10	L	Columbia
4/29	Ga. Southern	9-10	L	Statesboro
4/30	Ga. Southern	2-9	L	Statesboro
5/2	Duke	0-8 (7)	L	Columbia
5/2	Duke	5-9 (7)	L	Columbia
5/3	Wake Forest	2-5	L	Columbia
5/4	The Citadel	5-8	L	Charleston
5/5	Clemson	2-1	W	Columbia
5/9	N.C. State	2-8	L	Columbia
5/10	N. Carolina	2-3	L	Columbia

1961 (3-15, Runs 68, Opp. 122)

Coach: Joe Grugan

Date	Opponent	Score	WLT	Site
3/24	Ga. Southern	6-3	W	Columbia
3/25	Ga. Southern	9-8	W	Columbia
4/7	Wake Forest	4-1	W	Columbia
4/8	Duke	1-8	L	Columbia
4/14	N.C. State	2-3	L	Columbia
4/18	Clemson	5-21	L	Clemson

4/21	Virginia	2-5 (7)	L	Charlottesville
4/22	Maryland	8-9	L	College Park
4/22	Maryland	2-4 (6)	L	College Park
4/25	Clemson	1-3	L	Columbia
4/26	The Citadel	2-13	L	Charleston
4/28	N.C. State	2-3	L	Raleigh
4/29	N. Carolina	1-11	L	Chapel Hill
5/2	Furman	7-8 (12)	L	Greenville
5/5	Duke	0-1	L	Durham
5/6	Wake Forest	7-9	L	Win. Salem
5/9	The Citadel	2-3	L	Columbia
5/11	N. Carolina	7-9	L	Columbia

1962 (9-11, Runs 105, Opp. 140)

Coach: Joe Grugan

Date	Opponent	Score	WLT	Site
3/22	Ga. Southern	0-1 (7)	L	Statesboro
3/22	Ga. Southern	2-5 (7)	L	Statesboro
3/28	The Citadel	0-2	L	Charleston
4/2	Wash. & Lee	3-1	W	Columbia
4/4	Wash. & Lee	10-6	W	Columbia
4/6	Maryland	5-4	W	Columbia
4/8	Duke	9-6	W	Columbia
4/21	Wake Forest	4-8	L	Columbia
4/24	Clemson	4-5	L	Columbia
4/25	Furman	2-5	L	Columbia
4/27	N.C. State	4-5	L	Raleigh
4/28	N. Carolina	3-2	W	Chapel Hill
5/4	Duke	5-12	L	Durham
5/5	Wake Forest	4-13	L	Win. Salem
5/8	Clemson	17-27	L	Clemson
5/11	N.C. State	12-10	W	Columbia
5/12	N. Carolina	10-9 (10)	W	Columbia
5/15	The Citadel	3-2	W	Columbia
5/19	Virginia	0-13 (7)	L	Chapel Hill
5/19	Virginia	8-4	W	Chapel Hill

1963 (7-14, Runs 87, Opp. 136)

Coach: Joe Grugan

Date	Opponent	Score	WLT	Site
3/23	Pfeiffer	3-9	L	Columbia
3/27	Yale	9-8	W	Columbia
3/29	Ga. Southern	12-3	W	Columbia
3/30	Ga. Southern	7-4	W	Columbia
4/3	The Citadel	7-3	W	Charleston
4/9	The Citadel	5-12	L	Columbia
4/10	Furman	3-6	L	Greenville
4/12	Maryland	7-6	W	College Park
4/13	Maryland	1-8	L	College Park
4/15	Virginia	6-9	L	Charlottesville
4/16	Virginia	1-11	L	Charlottesville
4/19	N. Carolina	3-8	L	Columbia
4/20	N.C. State	3-2	W	Columbia
4/23	Clemson	2-9	L	Clemson
4/26	Duke	3-0	W	Durham
4/27	Wake Forest	5-8	L	Win. Salem
5/3	Wake Forest	0-9	L	Columbia
5/4	Duke	1-4	L	Columbia
5/10	N. Carolina	1-4	L	Chapel Hill
5/11	N.C. State	7-8	L	Raleigh
5/14	Clemson	1-5	L	Columbia

1964 (15-12, Runs 126, Opp. 99)

Coach: Bob Reising

Date	Opponent	Score	WLT	Site
3/16	Erskine	2-3	L	Columbia
3/18	Ga. Southern	4-1	W*	Ft. Stewart
3/19	Kentucky	9-6	W*	Ft. Stewart
3/20	Ga. Southern	0-3	L*	Ft. Stewart
3/21	Cars. Newman	4-3	W*	Ft. Stewart
3/24	Furman	2-4	L	Columbia
3/27	Maryland	2-1	W	Columbia
3/28	Maryland	8-2	W	Columbia
3/30	Virginia	7-10	L	Columbia
3/31	Virginia	2-4	L	Columbia
4/2	Cornell	4-2 (7)	W	Columbia
4/2	Cornell	16-0 (7)	W	Columbia
4/3	Cornell	3-2 (7)	W	Columbia
4/9	Furman	4-3	W	Greenville
4/10	Ga. Southern	6-0	W	Statesboro
4/11	Ga. Southern	2-11	L	Statesboro
4/17	N. Carolina	6-7	L	Chapel Hill
4/18	N.C. State	1-4	L	Raleigh
4/21	Erskine	2-3 (10)	L	Due West
4/23	Wake Forest	11-7	W	Win. Salem
4/24	Duke	7-2	W	Durham
4/28	Clemson	2-4	L	Columbia
5/1	Duke	3-2	W	Columbia

CAROLINA BASEBALL

5/5	The Citadel	7-1	W	Charleston
5/8	N. Carolina	1-2	L	Columbia
5/9	N.C. State	8-7	W	Columbia
5/11	Clemson	3-5	L	Clemson

1965 (16-12, Runs 107, Opp. 114)

Coach: Bob Reising

Date	Opponent	Score	WLT	Site
3/15	Newberry	6-5	W	Columbia
3/19	Ga. Southern	3-6	L	Columbia
3/22	Newberry	8-4 (13)	W	Newberry
3/27	Kent State	2-1 (7)	W	Columbia
3/27	Kent State	4-0 (7)	W	Columbia
3/30	Yale	6-2 (7)	W	Columbia
3/30	Yale	5-0 (7)	W	Columbia
4/1	Wm. & Mary	3-2 (7)	W*	Columbia
4/2	Ohio U.	3-4	L*	Columbia
4/2	Wm. & Mary	3-1 (7)	W*	Columbia
4/3	Ohio U.	4-5	L*	Columbia
4/6	Erskine	7-10	L	Due West
4/9	N.C. State	4-3	W	Columbia
4/10	N. Carolina	4-3	W	Columbia
4/13	Erskine	2-8	L	Columbia
4/16	Virginia	3-0	W	Charlottesville
4/17	Virginia	3-4	L	Charlottesville
4/20	Maryland	1-0 (13)	W	College Park
4/20	Maryland	0-4 (7)	L	College Park
4/23	Wake Forest	8-4	W	Columbia
4/24	Duke	3-2	W	Columbia
4/30	N.C. State	2-3	L	Raleigh
5/1	N. Carolina	4-5 (11)	L	Chapel Hill
5/4	Clemson	1-18	L	Clemson
5/7	Wake Forest	4-7	L	Win. Salem
5/8	Duke	2-1	W	Durham
5/11	The Citadel	9-3	W	Columbia
5/13	Clemson	3-9	L	Columbia

1966 (15-8, Runs 124, Opp. 79)

Coach: Dick Weldon

Date	Opponent	Score	WLT	Site
3/23	Va. Tech	4-1	W	Columbia
3/25	Virginia	11-2	W	Columbia
3/26	Virginia	6-5	W	Columbia
3/28	Yale	13-7	W	Columbia
3/30	Furman	8-1	W	Greenville
4/1	Duke	8-1	W	Columbia
4/4	Wake Forest	12-5	W	Columbia
4/8	Cars. Newman	1-0	W	Columbia
4/9	Cars. Newman	6-4	W	Columbia
4/11	Maryland	3-4	L	Columbia
4/12	Maryland	0-4	L	Columbia
4/15	N.C. State	5-6	L	Raleigh
4/16	N. Carolina	1-0	W	Chapel Hill
4/18	Erskine	2-1 (10)	W	Columbia
4/22	Wake Forest	4-0	W	Win Salem
4/23	Duke	2-7	L	Durham
4/26	Clemson	6-11	L	Clemson
4/29	N. Carolina	0-1 (10)	L	Columbia
5/6	Ga. Southern	5-7	L	Statesboro
5/7	Ga. Southern	11-1	W	Statesboro
5/11	The Citadel	4-3 (10)	W	Charleston
5/17	N.C. State	10-0	W	Columbia
5/19	Clemson	2-8	L	Columbia

1967 (21-8, Runs 150, Opp. 97)

Coach: Jack Powers

Date	Opponent	Score	WLT	Site
3/15	Kentucky	4-0	W	Columbia
3/18	Furman	9-3	W	Columbia
3/22	Bowl. Green	3-0	W	Columbia
3/23	Bowl. Green	5-6	L	Columbia
3/24	Shipp. State	1-2 (7)	L	Columbia
3/24	Shipp. State	11-5 (7)	W	Columbia
3/25	Shipp. State	9-4 (7)	W	Columbia
3/25	Erskine	7-1	W	Columbia
3/27	Georgia	5-0*	W	Athens
3/28	Erskine	7-3	W	Due West
4/3	Brown	7-3	W	Columbia
4/4	Belmont Abb.	3-0	W	Columbia
4/7	N.C. State	3-2	W	Columbia
4/8	N. Carolina	6-5 (17)	W	Columbia
4/11	Clemson	4-1	W	Columbia
4/14	Duke	6-2	W	Durham
4/15	Wake Forest	7-4	W	Columbia
4/18	Clemson	1-8	L	Clemson
4/21	N. Carolina	0-3	L	Chapel Hill

4/24	The Citadel	12-5	W	Columbia
4/28	Maryland	2-5	L	College Park
4/29	Maryland	4-5	L	College Park
5/1	Virginia	1-8	L	Charlottesville
5/2	Virginia	3-0	W	Charlottesville
5/5	Wake Forest	9-6	W	Columbia
5/6	Duke	5-3	W	Columbia
5/10	The Citadel	4-5	L	Charleston
5/12	Ga. Southern	5-4 (15)	W	Columbia
5/13	Ga. Southern	7-4	W	Columbia

1968 (14-11, Runs 93, Opp. 95)

Coach: Jack Powers

Date	Opponent	Score	WLT	Site
3/16	Ga. Southern	3-7	L	Statesboro
3/21	Ohio U.	2-13	L	Columbia
3/23	Erskine	3-2	W	Due West
3/25	Yale	11-2	W	Columbia
3/26	Yale	4-3 (10)	W	Columbia
3/30	Virginia	2-3 (7)	L	Columbia
3/30	Virginia	1-2 (7)	L	Columbia
4/5	Wake Forest	0-3	L	Columbia
4/6	Duke	7-6 (7)	W	Columbia
4/6	Duke	6-0 (7)	W	Columbia
4/9	Furman	7-5	W	Greenville
4/16	Clemson	5-6	L	Clemson
4/18	Davidson	5-2	W	Columbia
4/19	Maryland	1-3	L	Columbia
4/23	The Citadel	5-1	W	Columbia
4/26	Virginia	5-1	W	Charlottesville
4/30	Georgia	3-2 (17)	W	Columbia
5/3	N. Carolina	5-2 (11)	W	Chapel Hill
5/3	N. Carolina	5-2 (7)	W	Chapel Hill
5/4	N.C. State	2-18	L	Raleigh
5/7	Clemson	0-1 (7)	L	Columbia
5/7	Clemson	4-3 (7)	W	Columbia
5/10	Duke	4-5	L	Durham
5/11	Wake Forest	2-0 (7)	W	Win. Salem
5/11	Wake Forest	1-2 (7)	L	Win. Salem

1969 (12-21-1, Runs 111, Opp. 148)

Coach: Jack Powers

Date	Opponent	Score	WLT	Site
3/17	Va. Tech	1-6	L	Columbia
3/22	Ohio U.	9-8	W	Columbia
3/24	Massachusetts	10-2	W	Columbia
3/26	Furman	5-3	W	Columbia
3/29	The Citadel	3-4	L	Charleston
4/1	Buffalo	5-0	W	Columbia
4/4	Wake Forest	9-8	W	Tallahassee
4/4	Fla. State	3-4	L	Tallahassee
4/5	Wake Forest	6-11	L	Tallahassee
4/7	Cars. Newman	1-0	W	Statesboro
4/7	Ga. Southern	5-3	W	Statesboro
4/8	Cars. Newman	6-1	W	Statesboro
4/8	Ga. Southern	0-5	L	Statesboro
4/11	Maryland	1-5 (7)	L	Columbia
4/11	Maryland	1-5 (7)	L	Columbia
4/12	Virginia	3-4 (10)	L	Columbia
4/15	Clemson	4-4 (13)	T	Columbia*
4/19	N. Carolina	1-5	L	Chapel Hill
4/25	Duke	0-1 (13)	L	Durham
4/25	Duke	0-2 (7)	L	Durham
4/26	Wake Forest	7-8 (11)	L	Win. Salem
4/28	Ga. Southern	4-3	W	Columbia
4/29	Georgia	1-5	L	Athens
5/2	N. Carolina	4-6 (8)	L	Columbia
5/2	N. Carolina	0-10 (7)	L	Columbia
5/3	N.C. State	1-4	L	Columbia
5/7	Clemson	2-1 (7)	W	Clemson
5/7	Clemson	3-7 (7)	L	Clemson
5/9	Duke	4-1	W	Columbia
5/10	Wake Forest	2-3 (7)	L	Columbia
5/10	Wake Forest	1-5 (7)	L	Columbia
5/12	Maryland	1-3	L	College Park
5/13	Virginia	8-2 (7)	W	Charlottesville
5/13	Virginia	0-9	L	Charlottesville

1970 (14-20, Runs 117, Opp. 157)

Coach: Bobby Richardson

Date	Opponent	Score	WLT	Site
3/17	Furman	1-8	L	Greenville
3/23	Massachusetts	2-4	L*	Ft. Jackson
3/24	Yale	6-1	W*	Ft. Jackson
3/25	Princeton	3-14	L*	Ft. Jackson
3/26	Duke	3-2	W*	Ft. Jackson

3/26	Toledo	14-13	W*	Ft. Jackson
3/27	Duke	2-3 (15)	L*	Ft. Jackson
4/3	Wake Forest	7-6 (10)	W	Columbia
4/4	Duke	4-5 (7)	L	Columbia
4/4	Duke	0-5 (7)	L	Columbia
4/7	Davidson	1-4	L	Davidson
4/10	N. Carolina	2-7	L	Columbia
4/11	N.C. State	3-1 (7)	W	Columbia
4/11	N.C. State	0-8	L	Columbia
4/14	Clemson	2-1 (7)	W	Columbia
4/14	Clemson	1-2 (7)	L	Columbia
4/17	Virginia	1-2	L	Charlottesville
4/18	Maryland	0-5 (7)	L	College Park
4/18	Maryland	1-0 (7)	W	College Park
4/24	Duke	3-13	L	Durham
4/25	Wake Forest	13-7	W	Win. Salem
4/25	Wake Forest	12-3	W	Win. Salem
4/28	Erskine	6-2	W	Columbia
4/29	Ga. Southern	2-5	L	Statesboro
4/30	Ga. Southern	4-5 (13)	L	Statesboro
5/1	N.C. State	6-7 (12)	L	Raleigh
5/2	N. Carolina	6-5 (7)	W	Chapel Hill
5/2	N. Carolina	2-1 (7)	W	Chapel Hill
5/5	Clemson	0-4	L	Clemson
5/7	The Citadel	2-0	W	Columbia
5/9	Virginia	1-3 (7)	L	Columbia
5/9	Virginia	4-0 (7)	W	Columbia
5/10	Maryland	1-8	L	Columbia
5/12	Georgia	2-3 (11)	L	Columbia

1971 (18-12, Runs 149, Opp. 111)

Coach: Bobby Richardson

Date	Opponent	Score	WLT	Site
3/10	E. Tenn. St.	13-2	W	Columbia
3/16	Cincinnati	7-6	W	Columbia
3/17	Tennessee	7-6 (10)	W	Columbia
3/18	Tennessee	2-5	L	Columbia
3/20	W. Carolina	4-2	W	Columbia
3/22	W. Carolina	6-3	W	Columbia
3/23	Erskine	3-6	L	Due West
3/26	N. Carolina	6-2	W	Columbia
3/27	N.C. State	3-4 (14)	L	Columbia
4/2	Ga. Southern	2-3	L	Statesboro
4/3	Ga. Southern	4-0	W	Statesboro
4/6	Taylor	4-2 (7)	W	Columbia
4/6	Taylor	9-0 (7)	W	Columbia
4/9	Miami Dade	5-3	*	Miami
4/10	Miami Dade	4-6	*	Miami
4/16	Duke	2-3 (7)	L	Durham
4/16	Duke	3-4 (7)	L	Durham
4/17	Wake Forest	5-3 (10)	W	Win. Salem
4/19	Ga. Southern	8-5	W	Columbia
4/20	Ga. Southern	1-3	L	Columbia
4/24	Wake Forest	4-3	W	Columbia
4/25	Clemson	2-8	L	Clemson
4/28	The Citadel	0-2	L	Charleston
4/30	N.C. State	8-2	W	Raleigh
5/1	N. Carolina	12-5	W	Chapel Hill
5/4	Clemson	4-8	L	Columbia
5/6	Maryland	3-5	L	Columbia
5/7	Maryland	9-10	L	Columbia
5/8	Virginia	3-2	W	Columbia
5/9	Virginia	8-7	W	Columbia
5/11	Atlanta Bapt.	4-0 (7)	W	Columbia
5/11	Atlanta Bapt.	3-0 (7)	W	Columbia

1972 (25-16, Runs 188, Opp. 125)

Coach: Bobby Richardson

Date	Opponent	Score	WLT	Site
3/3	N.C. State	4-5	L	Columbia
3/4	N.C. State	3-0	W	Columbia
3/6	Louisville	3-2	W	Columbia
3/7	Louisville	13-2	W	Columbia
3/8	Louisville	13-2	W	Columbia
3/9	West Virginia	0-5	L	Columbia
3/10	West Virginia	7-13	L	Columbia
3/11	W. Carolina	1-0	W	Columbia
3/14	Baptist	6-2	W	Columbia
3/17	Cent. Mich.	3-1 (7)	W	Columbia
3/17	Cent. Mich.	0-3 (7)	L	Columbia
3/18	Duke	3-2 (7)	W	Columbia
3/18	Duke	0-1 (7)	L	Columbia
3/20	Cal-Riverside	5-1	W*	Riverside
3/21	Ariz. State	1-5	L*	Riverside
3/21	Stanford	2-8	L*	Riverside
3/23	Cornell	1-3 (10)	L*	Riverside

CAROLINA BASEBALL

3/23	UCLA	4-10	L*	Riverside
3/24	Santa Clara	4-5 (11)	L*	Riverside
3/25	Tennessee	4-3	W*	Riverside
3/29	The Citadel	11-0	W	Columbia
4/4	Clemson	0-8	L	Columbia
4/5	Clemson	2-1	W	Columbia
4/6	Stetson	8-6	W	Columbia
4/7	Stetson	4-3 (10)	W	Columbia
4/10	W. Carolina	5-1	W	Columbia
4/14	Ga. Southern	1-0	W	Statesboro
4/15	Ga. Southern	4-6	L	Statesboro
4/17	App. State	10-0	W	Columbia
4/18	App. State	12-0	W	Columbia
4/19	Georgia State	9-0	W	Columbia
4/20	Georgia State	12-0	W	Columbia
4/21	Clemson	2-5	L	Sumter
4/25	The Citadel	6-0	W	Charleston
4/26	Furman	6-3	W	Columbia
4/28	Ga. Southern	3-5 (7)	L	Columbia
4/28	Ga. Southern	4-0 (7)	W	Columbia
4/29	Ga. Southern	4-3	W	Columbia
5/10	Furman	3-1 (7)	W	Columbia
5/10	Furman	1-2 (7)	L	Columbia
5/12	Georgia Tech	4-5	L	Atlanta

* - Tournament

1973 (26-15-1, Runs 200, Opp. 142)

Coach: Bobby Richardson

Date	Opponent	Score	WLT	Site
3/1	Baptist	6-0	W	Charleston
3/6	West Virginia	4-3	W	Columbia
3/7	West Virginia	0-13	L	Columbia
3/12	Cent. Mich.	10-5	W	Columbia
3/13	Cent. Mich.	4-5 (10)	L	Columbia
3/16	Alabama	0-1 (7)	L	Tuscaloosa
3/17	S. Alabama	4-5 (7)	L	Tuscaloosa
3/17	Alabama	6-0 (8)	W	Tuscaloosa
3/19	Miami Ohio	1-4	L*	Winter Park
3/19	Stetson	6-4	W	Deland
3/20	Rollins	1-4	L*	Winter Park
3/21	Princeton	5-0	W*	Winter Park
3/22	Miami Ohio	5-0	W*	Winter Park
3/23	Rollins	0-2	L*	Winter Park
3/24	Princeton	10-3	W*	Winter Park
3/27	Gardner-Webb	6-3	W	Columbia
3/28	E. Michigan	1-0 (7)	W	Columbia
3/28	E. Michigan	2-4 (7)	L	Columbia
4/2	W. Carolina	10-2	W	Columbia
4/3	The Citadel	3-4	L	Columbia
4/4	Clemson	2-4	L	Columbia
4/5	Baptist	7-2	W	Columbia
4/6	Stetson	1-4	L	Columbia
4/10	Clemson	3-1	W	Clemson
4/12	The Citadel	5-2	W	Charleston
4/13	Ga. Southern	4-2	W	Columbia
4/14	Ga. Southern	2-3	L	Columbia
4/17	Old Dominion	9-0	W	Columbia
4/17	Old Dominion	5-4	W	Columbia
4/18	Furman	7-0	W	Columbia
4/19	High Point	5-4 (16)	W	Columbia
4/20	High Point	9-8 (10)	W	Columbia
4/21	Elon	6-0	W	Columbia
4/25	App. State	9-2	W	Columbia
4/27	Ga. Southern	4-12	L	Statesboro
4/27	Ga. Southern	9-5	W	Statesboro
4/28	Clemson	5-9	L	Spartanburg
5/9	W. Carolina	0-3	L	Columbia
5/10	Furman	6-3 (10)	W	Greenville
5/11	Georgia Tech	5-5 (5)	T	Columbia
5/12	Georgia Tech	11-7 (7)	W	Columbia
5/12	Georgia Tech	2-0 (7)	W	Columbia

* - Tournament

1974 (48-8, Runs 336, Opp. 120)

Coach: Bobby Richardson

Date	Opponent	Score	WLT	Site
2/28	Baptist	9-3	W	Charleston
3/1	Lynch. Bapt.	14-3	W	Columbia
3/2	Lynch. Bapt.	17-1	W	Columbia
3/4	West Virginia	5-0	W	Columbia
3/5	Francis Marion	5-3	W	Florence
3/7	Virginia	2-0	W	Columbia
3/8	Virginia	6-3	W	Columbia
3/9	Richmond	2-0	W	Columbia
3/11	Duke	8-4 (7)	W	Durham
3/11	Duke	9-1 (6)	W	Durham
3/13	James Madison	8-0 (7)	W	Columbia
3/13	Cent. Mich.	6-5 (10)	W	Columbia

3/14	Cent. Mich.	6-7	L	Columbia
3/15	Frostburg St.	7-0 (7)	W	Columbia
3/15	Frostburg St.	1-0 (7)	W	Columbia
3/16	George Mason	10-3	W	Columbia
3/19	Yale	15-1	W	Columbia
3/21	S. Alabama	7-11	L	Mobile
3/22	S. Alabama	9-2	W	Mobile
3/23	S. Alabama	2-9	L	Mobile
3/26	Fla. State	4-1 (7)	W	Tallahassee
3/26	Fla. State	1-0 (7)	W	Tallahassee
3/28	Clemson	3-0	W	Clemson
3/29	Wake Forest	5-1	W	Columbia
3/30	Francis Marion	12-1	W	Columbia
4/1	Newberry	7-0	W	Newberry
4/5	Ga. Southern	0-2	L	Statesboro
4/6	Ga. Southern	4-6	L	Statesboro
4/8	Old Dominion	6-3	W	Columbia
4/8	Old Dominion	4-0 (7)	W	Columbia
4/9	Hunter	5-1	W	Columbia
4/10	Furman	7-1	W	Greenville
4/11	W. Carolina	8-1	W	Columbia
4/13	Georgia Tech	4-2 (7)	W	Columbia
4/13	Georgia Tech	4-1 (7)	W	Columbia
4/15	Stetson	7-4	W	Columbia
4/16	Stetson	2-1 (10)	W	Columbia
4/18	The Citadel	6-1	W	Columbia
4/19	Mercer	7-2	W	Columbia
4/20	Erskine	6-0	W	Columbia
4/22	Baptist	7-1	W	Columbia
4/23	The Citadel	4-2	W	Charleston
4/25	W. Carolina	7-6	W	Cullowhee
4/26	Ga. Southern	9-1	W	Columbia
4/27	Ga. Southern	1-4 (7)	L	Columbia
4/27	Ga. Southern	9-2 (7)	W	Columbia
4/29	Newberry	8-7	W	Columbia
5/8	Furman	4-0	W	Columbia
5/11	Georgia Tech	6-3 (7)	W	Atlanta
5/11	Georgia Tech	12-1 (7)	W	Atlanta
5/23	N.C. State	9-0	W*	Starkville
5/24	E. Carolina	5-1	W*	Starkville
5/25	Miami (Fla.)	0-5	L*	Starkville
5/25	Ga. Southern	1-0	W*	Starkville
5/27	Miami (Fla.)	3-1	W*	Starkville
5/27	Miami (Fla.)	1-2	L*	Starkville

* - NCAA District III Tournament

1975 (51-6-1, Runs 389, Opp. 139)

Coach: Bobby Richardson

Date	Opponent	Score	WLT	Site
2/28	Baptist	7-6	W	Charleston
3/4	Wofford	16-1	W	Spartanburg
3/5	West Virginia	19-2	W	Columbia
3/6	West Virginia	13-1	W	Columbia
3/7	Richmond	10-1	W	Columbia
3/8	Richmond	6-3	W	Columbia
3/11	Francis Marion	1-0 (6)	W	Florence
3/14	Virginia	6-0 (7)	W	Columbia
3/14	Virginia	5-4 (9)	W	Columbia
3/17	Miami Ohio	9-2	W*	Deland
3/18	Stetson	4-2	W*	Deland
3/19	Seton Hall	6-5	W*	Deland
3/20	Miami Ohio	3-1	W*	Deland
3/22	Stetson	6-7	L*	Deland
3/22	Seton Hall	3-4	L*	Deland
3/25	Old Dominion	19-2 (7)	W	Columbia
3/25	Old Dominion	10-0 (7)	W	Columbia
3/26	George Mason	8-0	W	Columbia
3/27	Marshall	9-1	W	Columbia
3/28	Georgia	2-1	W	Athens
3/29	Georgia	6-0	W	Athens
3/31	Howard	2-1	W	Columbia
4/1	Howard	10-0	W	Columbia
4/3	N. Carolina	6-3	W	Chapel Hill
4/4	NC Wilmington	3-2	W	Columbia
4/5	NC Wilmington	12-5	W	Columbia
4/7	The Citadel	4-2	W	Columbia
4/8	Erskine	3-0	W	Due West
4/9	St. Leo	2-1 (11)	W	Columbia
4/10	St. Leo	6-3	W	Columbia
4/12	N. Carolina	5-2	W	Columbia
4/16	Clemson	6-2	W	Columbia
4/18	Ga. Southern	2-6	L	Statesboro
4/19	Ga. Southern	8-2	W	Statesboro
4/19	Ga. Southern	7-4	W	Statesboro
4/21	Wofford	5-0	W	Columbia
4/21	Newberry	2-0	W	Columbia
4/22	Davidson	3-4	L	Columbia

4/23	Baptist	6-2	W	Columbia
4/24	Furman	6-4	W	Columbia
4/25	Ga. Southern	9-0	W	Columbia
4/26	Ga. Southern	2-1	W	Columbia
4/28	The Citadel	8-5	W	Columbia
5/8	Furman	4-3	W	Greenville
5/9	Jacksonville	4-0	W	Columbia
5/10	Jacksonville	8-1	W	Columbia
5/12	W. Carolina	8-8 (6)	T	Asheville
5/20	Georgia Tech	6-0 (7)	W	Atlanta
5/20	Georgia Tech	20-1 (7)	W	Atlanta
5/23	The Citadel	11-3	W+	Columbia
5/24	Temple	15-0	W+	Columbia
5/25	N.C. State	4-3	W+	Columbia
6/7	Duke	3-1	W#	Omaha
6/8	E. Michigan	5-1 (6)	W#	Omaha
6/11	Ariz. State	6-3	W#	Omaha
6/12	Texas	6-17	L#	Omaha
6/13	Ariz. State	4-1	W#	Omaha
6/14	Texas	1-5	L#	Omaha

* - Tournament

Ç - No hit game

+ - NCAA Atlantic Region Tournament


- College World Series

1976 (38-14, Runs 396, Opp. 226)

Coach: Bobby Richardson

Date	Opponent	Score	WLT	Site
2/28	Baptist	13-9	W	Charleston
3/1	Tenn. Temple	10-2	W	Columbia
3/4	Duke	7-3 (7)	W	Durham
3/4	Duke	16-1 (7)	W	Durham
3/5	Coastal Caro.	5-0	W	Columbia
3/6	Ga. Southern	2-9	L	Statesboro
3/8	Old Dominion	7-1 (7)	W	Columbia
3/8	Old Dominion	13-1 (7)	W	Columbia
3/10	James Madison	11-6	W	Columbia
3/10	Wm. & Mary	11-13	L	Columbia
3/11	Wm. & Mary	3-2	W	Columbia
3/13	Virginia	9-6	W	Columbia
3/13	Virginia	13-1 (7)	W	Columbia
3/15	Jacksonville	3-11	L	Jacksonville
3/17	Rollins	2-4	L	Winter Park
3/18	Florida Tech	8-0	W	Orlando
3/19	Rollins	2-4	L	Winter Park
3/20	Wisconsin	13-9	W	Winter Park
3/20	Florida Tech	7-0	W	Orlando
3/22	Va. Tech	4-3	W	Columbia
3/23	Va. Tech	5-7	L	Columbia
3/25	Francis Marion	17-1	W	Columbia
3/26	N. Carolina	1-5	L	Chapel Hill
3/27	N. Carolina	8-4	W	Chapel Hill
3/29	Toledo	2-0	W	Columbia
3/31	Mercer	7-6	W	Columbia
4/1	Ga. Southern	3-1	W	Columbia
4/2	Clemson	6-10	L	Clemson
4/3	Mercer	6-5	W	Macon
4/5	Newberry	2-3	L	Newberry
4/6	The Citadel	15-5	W	Columbia
4/8	N. Carolina	3-0	W	Columbia
4/9	Erskine	12-4	W	Columbia
4/10	App. State	12-1	W	Columbia
4/12	Furman	2-1	W	Columbia
4/13	Clemson	4-3	W	Clemson
4/15	The Citadel	13-0	W	Charleston
4/17	Davidson	22-7	W	Columbia
4/19	Furman	7-5 (12)	W	Greenville
4/20	Baptist	16-5	W	Columbia
4/22	NC Wilmington	9-8	W	Wilmington
4/23	Georgia	7-0	W	Columbia
4/24	Georgia	4-0	W	Columbia
4/26	Wofford	14-5	W	Columbia
4/27	Georgia Tech	6-3 (7)	W	Columbia
4/27	Georgia Tech	8-0 (7)	W	Columbia
5/6	Va. Tech	5-6	L	Blacksburg
5/7	Va. Tech	1-2	L	Blacksburg
5/8	Liberty Bapt.	6-13	L	Lynchburg
5/21	Va. Tech	7-6	W*	Columbia
5/22	Clemson	4-10	L*	Columbia
5/22	Furman	1-12	L*	Columbia

* - NCAA Atlantic Region Tournament



CAROLINA BASEBALL

1977 (43-12-1, Runs 365, Opp. 183)

Date	Opponent	Score	WLT	Site
3/1	Coastal Caro.	11-0	W	Columbia
3/2	Baptist	1-2 (11)	L	Charleston
3/6	James Madison	2-1 (12)	W	Columbia
3/7	Old Dominion	8-3	W	Columbia
3/8	Va. Tech	10-0	W	Columbia
3/9	Va. Tech	1-0	W	Columbia
3/10	Augusta	6-1	W	Columbia
3/11	Liberty Baptist	14-0	W	Columbia
3/12	Virginia	8-2	W	Columbia
3/14	South Florida	10-4	W	Tampa
3/15	Kentucky	14-5	W	Tampa
3/16	Tampa	8-8 (11)	T	Tampa
3/17	Eckerd	5-9	L	St. Petersburg
3/18	Eckerd	1-11	L	St. Petersburg
3/19	Fla. Southern	3-8	L	Lakeland
3/22	Cincinnati	9-4	W	Columbia
3/23	SIU-Edwardsville	5-2	W	Columbia
3/24	Francis Marion	12-10	W	Florence
3/25	N. Carolina	2-3	L	Columbia
3/26	N. Carolina	6-9	L	Columbia
3/28	Clemson	2-1	W	Clemson
3/31	Furman	13-6	W	Columbia
4/1	Mercer	2-0	W	Macon
4/2	Mercer	4-3 (10)	W	Macon
4/5	Mercer	17-2	W	Columbia
4/6	Mercer	6-2	W	Columbia
4/7	N. Carolina	3-0	W	Chapel Hill
4/9	Jacksonville	1-3 (7)	L	Columbia
4/9	Jacksonville	4-2 (7)	W	Columbia
4/12	Clemson	7-6 (7)	W	Columbia
4/12	Clemson	7-2 (7)	W	Columbia
4/14	Newberry	16-10	W	Columbia
4/15	Ga. Southern	5-2	W	Columbia
4/16	Ga. Southern	7-3	W	Columbia
4/18	Pfeiffer	5-4	W	Columbia
4/19	The Citadel	3-4	L	Charleston
4/21	Wofford	5-0	W	Columbia
4/22	Tennessee	7-2	W	Columbia
4/25	Ga. Southern	3-4 (7)	L	Statesboro
4/25	Ga. Southern	9-1 (7)	W	Statesboro
4/26	The Citadel	10-4	W	Columbia
4/28	Furman	5-0	W	Greenville
4/30	Baptist	14-0	W	Columbia
5/5	Georgia	8-2	W	Athens
5/6	Georgia Tech	8-2	W	Atlanta
5/7	Georgia Tech	9-8 (12)	W	Atlanta
5/15	DeKalb S. CC	3-2 (7)	*	Columbia
5/15	DeKalb S. CC	2-1 (7)	*	Columbia
5/20	S. Alabama	6-7	L+	Columbia
5/21	E. Carolina	4-1	W+	Columbia
5/22	S. Alabama	11-2	W+	Columbia
5/22	Wake Forest	5-2	W+	Columbia
5/23	Wake Forest	6-1	W+	Columbia
6/7	Chapin Sandl.	7-3	*	Orangeburg
6/11	Baylor	3-2 (10)	W#	Omaha
6/13	Los Ang. St.	6-2	W#	Omaha
6/15	SIU-C	5-4	W#	Omaha
6/16	Ariz. State	2-6	L#	Omaha
6/18	Ariz. State	1-2	L#	Omaha

* - Exhibition
+ - NCAA Atlantic Region Tournament
- College World Series

1978 (31-14, Runs 322, Opp. 176)

Date	Opponent	Score	WLT	Site
2/27	Baptist	6-8	L	Charleston
3/1	Elon	24-2	W	Columbia
3/2	Coastal Caro.	4-3	W	Columbia
3/4	Campbell	6-1 (7)	W	Columbia
3/4	Campbell	4-5 (8)	L	Columbia
3/6	James Madison	11-3	W	Columbia
3/7	E. Carolina	4-3	W	Columbia
3/11	Virginia	1-4	L	Columbia
3/12	Virginia	13-3	W	Columbia
3/13	George Mason	5-0	W	Columbia
3/14	Jacksonville	3-6	L	Jacksonville
3/15	Jacksonville	3-1	W	Jacksonville
3/18	Mercer	5-3	W	Macon
3/19	N. Carolina	3-4	L	Columbia
3/20	SIU-E	8-0	W	Columbia
3/21	SIU-E	3-2	W	Columbia
3/24	Lenoir Rhyne	13-1	W	Columbia
3/25	Lenoir Rhyne	13-2	W	Columbia
3/27	Stetson	3-2	W	Columbia

3/28	W. Carolina	12-9	W	Columbia
3/30	Baptist	14-2	W	Columbia
4/1	Clemson	2-10	L	Columbia
4/2	Clemson	10-6	W	Columbia
4/4	Newberry	7-3	W	Newberry
4/6	Furman	12-2	W	Greenville
4/7	Pfeiffer	7-6	W	Columbia
4/8	Mercer	8-9	L	Columbia
4/10	Ga. Southern	1-2	L	Columbia
4/11	Ga. Southern	7-3	W	Columbia
4/14	N. Carolina	11-3	W	Chapel Hill
4/15	N. Carolina	0-4	L	Chapel Hill
4/16	E. Carolina	7-9	L	Greenville
4/18	The Citadel	7-1	W	Columbia
4/19	W. Carolina	6-13	L	Asheville
4/20	Furman	7-0	W	Columbia
4/21	Wofford	15-4	W	Columbia
4/22	Tennessee	14-4	W	Knoxville
4/23	Tennessee	11-6	W	Knoxville
4/26	The Citadel	2-3	L	Charleston
4/28	Georgia Tech	6-3	W	Columbia
4/29	Georgia Tech	9-3	W	Columbia
4/30	Clemson	4-11	L	Clemson
5/2	Erskine	6-0	W	Columbia
5/14	Va. Tech	5-4 (7)	W	Blacksburg
5/14	Va. Tech	0-3 (7)	L	Blacksburg

1979 (31-16, Runs 286, Opp. 167)

Date	Opponent	Score	WLT	Site
2/27	Baptist	9-1	W	Charleston
2/28	Lenoir Rhyne	5-2	W	Columbia
3/1	UNC Wilmington	20-8	W	Columbia
3/2	Erskine	7-2	W	Due West
3/3	E. Carolina	3-4 (10)	L	Columbia
3/4	E. Carolina	5-0	W	Columbia
3/5	Campbell	1-2	L	Columbia
3/10	Old Dominion	6-4	W	Columbia
3/11	App. State	7-3	W	Columbia
3/12	W. Carolina	6-2	W	Columbia
3/13	Wofford	3-1	W	Columbia
3/14	Furman	10-5	W	Greenville
3/15	George Mason	7-8 (11)	L	Columbia
3/16	Morris Harvey	7-5	W	Columbia
3/17	Ohio U.	14-1	W	Columbia
3/18	Ohio U.	10-6	W	Columbia
3/19	Va. Tech	12-3	W	Columbia
3/20	Va. Tech	11-8	W	Columbia
3/21	Va. Tech	6-7	L	Columbia
3/24	Clemson	1-3	L	Columbia
3/25	Clemson	7-6	W	Columbia
3/27	Mercer	3-1 (13)	W	Macon
3/28	Georgia Tech	21-4	W	Atlanta
3/29	Georgia State	1-2	L	Atlanta
3/30	West Georgia	7-2	W	Carrollton
4/1	N. Carolina	10-0	W	Columbia
4/3	NC Charlotte	10-4	W	Columbia
4/7	Ga. Southern	21-5	W	Columbia
4/8	Ga. Southern	6-5	W	Columbia
4/10	Baptist	4-1	W	Columbia
4/12	Furman	4-2	W	Columbia
4/14	Clemson	0-1	L	Clemson
4/15	Clemson	3-6	L	Clemson
4/16	Howard	4-3	W	Columbia
4/18	Pfeiffer	2-1	W	Columbia
4/19	Ga. Southern	4-1	W	Statesboro
4/20	Ga. Southern	4-5	L	Statesboro
4/21	E. Tenn. St.	3-2	W	Columbia
4/23	Francis Marion	3-4	L	Columbia
4/27	N. Carolina	0-4	L	Chapel Hill
4/28	The Citadel	3-2	W	Columbia
5/5	E. Carolina	3-2	W	Greenville
5/6	E. Carolina	4-5 (10)	L	Greenville
5/10	Miami (Fla.)	0-9	L	Columbia
5/11	Miami (Fla.)	0-9	L*	Columbia
5/12	Miami (Fla.)	1-3	L	Columbia
5/13	Miami (Fla.)	1-6	L	Columbia

* - Forfeit (SC won game on field 7-6)

1980 (39-11, Runs 388, Opp. 170)

Date	Opponent	Score	WLT	Site
2/27	Baptist	14-2	W	Charleston
2/29	Tennessee	15-0	W	Columbia
3/6	Wofford	30-0	W	Columbia
3/10	Furman	7-2	W	Greenville
3/11	Furman	12-3	W	Greenville
3/14	E. Carolina	7-2	W	Columbia

3/15	W. Carolina	12-2	W	Columbia
3/16	Maryland	3-1	W	Columbia
3/17	N. Carolina	7-2	W	Chapel Hill
3/18	Baptist	11-4	W	Columbia
3/19	NC Charlotte	9-0	W	Columbia
3/21	Ohio U.	7-5	W	Columbia
3/22	Ohio U.	4-3	W	Columbia
3/25	Ga. Southern	2-5 (7)	L	Statesboro
3/25	Ga. Southern	3-4 (7)	L	Statesboro
3/26	Francis Marion	8-3	W	Florence
3/29	Ohio State	1-0	W	Columbia
3/29	Ohio State	9-3 (7)	W	Columbia
3/31	Baptist	10-0	W	Charleston
4/2	Miami (Fla.)	0-9	L	Coral Gables
4/3	Miami (Fla.)	0-5	L	Coral Gables
4/4	Miami (Fla.)	15-5	W	Coral Gables
4/5	Miami (Fla.)	8-1	W	Coral Gables
4/7	N. Carolina	8-5	W	Columbia
4/10	Winthrop	1-2	L	Columbia
4/10	Furman	8-0	W	Columbia
4/11	Mercer	4-1	W	Columbia
4/12	Mercer	3-5	L	Columbia
4/15	Clemson	3-9	L	Clemson
4/16	Clemson	3-4	L	Clemson
4/17	The Citadel	5-2	W	Columbia
4/18	Furman	6-3	W	Columbia
4/19	Wofford	14-0 (5)	W	Spartanburg
4/20	W. Carolina	13-10	W	Cullowhee
4/21	Pfeiffer	8-4	W	Columbia
4/23	NC Wilmington	22-2	W	Wilmington
4/24	Baptist	8-2	W	Columbia
4/25	Ga. Southern	7-4	W	Columbia
4/26	Ga. Southern	8-1	W	Columbia
4/28	Mercer	6-3	W	Macon
4/29	Wingate	6-3	W	Columbia
4/30	Erskine	6-5	W	Columbia
5/1	The Citadel	6-8	L	Charleston
5/3	NC Wilmington	10-4	W	Columbia
5/10	Clemson	6-1	W	Columbia
5/11	Clemson	4-1	W	Columbia
5/22	Ga. Southern	7-2	W*	Clemson
5/24	Clemson	2-6	L*	Clemson
5/25	E. Tenn. St.	8-5	W*	Clemson
5/25	Clemson	12-17	L*	Clemson

* - NCAA Atlantic Region Tournament

1981 (46-15, Runs 532, Opp. 298)

Date	Opponent	Score	WLT	Site
2/27	Baptist	12-1	W	Charleston
2/28	Pembroke St.	2-0	W	Columbia
3/1	Georgia State	3-11	L	Atlanta
3/2	Georgia State	10-11	L	Atlanta
3/5	Furman	19-6	W	Greenville
3/6	Ald. Broadus	13-0	W	Columbia
3/7	N. Carolina	6-8	L	Columbia
3/8	N. Carolina	11-4	W	Columbia
3/11	Erskine	24-2	W	Due West
3/12	Howard	13-8	W	Columbia
3/13	Howard	12-0	W	Columbia
3/14	Old Dominion	18-7	W	Columbia
3/15	Austin Peay	4-0	W	Columbia
3/16	Virginia	19-7	W	Columbia
3/17	Virginia	3-2	W	Columbia
3/20	Fla. State	8-9 (10)	L	Tallahassee
3/21	Fla. State	8-5	W	Tallahassee
3/22	Fla. State	6-12	L	Tallahassee
3/23	Ga. S'western	19-13	W	Americus
3/24	Ga. S'western	15-9	W	Americus
3/25	Mercer	9-6	W	Macon
3/26	Mercer	13-2	W	Macon
3/27	Ohio State	9-1	W	Columbia
3/28	Ohio State	6-12	L	Columbia
3/29	Ohio U.	4-2	W	Columbia
3/30	Ohio U.	5-0	W	Columbia
3/31	Stetson	9-2	W	Columbia
4/1	The Citadel	8-6	W	Columbia
4/3	Clemson	6-2	W	Columbia
4/4	Clemson	12-7	W	Columbia
4/6	Winthrop	5-4	W	Rock Hill
4/7	Francis Marion	6-10	L	Columbia
4/8	Tennessee	7-4	W	Knoxville
4/10	Newberry	8-0	W	Columbia
4/13	Clemson	4-5 (11)	L	Clemson
4/14	Clemson	12-2	W	Clemson
4/17	Fla. State	5-7	L	Columbia
4/19	Fla. State	9-3	W	Columbia
4/21	Mercer	5-0	W	Columbia

CAROLINA BASEBALL

4/22	The Citadel	7-4	W	Charleston
4/23	Baptist	10-3	W	Columbia
4/24	Ga. Southern	13-5	W	Columbia
4/25	Ga. Southern	7-6 (10)	W	Columbia
4/26	Pfeiffer	12-11 (10)	W	Columbia
4/27	NC Wilmington	1-5	L	Wilmington
4/28	N. Carolina	3-4	L	Chapel Hill
4/29	N. Carolina	10-1	W	Chapel Hill
5/2	Furman	10-6	W	Columbia
5/4	Wingate	8-2	W	Columbia
5/6	Ga. Southern	7-3	W	Allendale
5/16	Georgia State	5-2 (7)	W	Columbia
5/16	Georgia State	2-3 (7)	L	Columbia
5/17	Ga. Southern	0-6	L	Statesboro
5/18	Ga. Southern	6-1	W	Statesboro
5/22	Temple	15-6	W+	Columbia
5/23	Memphis St.	8-6	W+	Columbia
5/24	Memphis St.	11-5	W+	Columbia
5/31	Oklahoma St.	5-8	L#	Omaha
6/2	Maine	12-7	W#	Omaha
6/4	Mississippi St.	6-5	W#	Omaha
6/6	Arizona State	7-10	L#	Omaha

+ - NCAA East Region Tournament
- College World Series

1982 (45-13, Runs 449, Opp. 243)

Coach: June Raines				
Date	Opponent	Score	WLT	Site
3/1	Georgia Tech	9-8 (11)	W	Atlanta
3/2	Davidson	23-0	W	Columbia
3/3	Newberry	7-2	W	Newberry
3/4	Erskine	17-0	W	Columbia
3/5	E. Tenn. St.	14-4	W	Columbia
3/6	Old Dominion	7-6	W	Columbia
3/8	Francis Marion	10-4	W	Florence
3/9	Wheaton	12-0	W	Columbia
3/10	Armstrong St.	10-1	W	Columbia
3/12	Miami (Fla.)	1-2	L	Coral Gables
3/13	Miami (Fla.)	3-4 (12)	L	Coral Gables
3/14	Miami (Fla.)	6-8	L	Coral Gables
3/15	Miami (Fla.)	1-4	L	Coral Gables
3/17	Virginia	16-0	W	Columbia
3/18	Virginia	5-3	W	Columbia
3/19	Virginia	5-3	W	Columbia
3/20	Howard	11-1 (7)	W	Columbia
3/20	Howard	3-2 (7)	W	Columbia
3/21	E. Kentucky	11-3	W	Columbia
3/22	Pembroke St.	11-5	W	Columbia
3/23	Augusta	2-8	L	Columbia
3/25	Newberry	12-2	W	Columbia
3/26	Ohio State	19-1	W	Columbia
3/27	Ohio State	8-6	W	Columbia
3/28	Pfeiffer	1-0	W	Columbia
4/1	Furman	8-5	W	Greenville
4/2	Mercer	6-2	W	Macon
4/3	Mercer	16-9	W	Macon
4/7	NC Wilmington	0-14	L	Wilmington
4/9	Ga. Southern	8-4	W	Allendale
4/11	Clemson	1-4	L	Clemson
4/12	Clemson	5-4	W	Clemson
4/14	Miami (Fla.)	3-11	L	Columbia
4/15	Miami (Fla.)	8-12	L	Columbia
4/16	Miami (Fla.)	6-2	W	Columbia
4/17	Miami (Fla.)	3-19 (8)	L	Columbia
4/18	Winthrop	5-0	W	Columbia
4/19	Pembroke St.	13-4	W	Pembroke
4/21	Mercer	4-3 (7)	W	Columbia
4/21	Mercer	9-5 (7)	W	Columbia
4/22	Ga. Southern	4-0	W	Columbia
4/23	Ga. Southern	16-3	W	Columbia
4/24	Baptist	7-5 (11)	W	Charleston
4/26	The Citadel	1-0	W	Charleston
4/28	The Citadel	8-4	W	Columbia
4/30	Baptist	8-2	W	Columbia
5/1	Furman	10-4	W	Columbia
5/2	Ga. Southern	2-8	L	Statesboro
5/3	Ga. Southern	10-4	W	Statesboro
5/15	Georgia State	11-1	W	Columbia
5/16	Clemson	11-5	W	Columbia
5/17	Clemson	4-1	W	Columbia
5/27	West Virginia	7-0	W+	Columbia
5/28	The Citadel	6-4	W+	Columbia
5/30	The Citadel	11-2	W+	Columbia
5/30	West Virginia	2-1	W+	Columbia
6/5	Stanford	4-15	L#	Omaha
6/6	Oklahoma St.	8-10	L#	Omaha

+ - NCAA East Region Tournament
- College World Series

1983 (35-13, Runs 363, Opp. 205)

Coach: June Raines				
Date	Opponent	Score	WLT	Site
2/23	Armstrong St.	7-0	W	Columbia
2/25	Methodist	7-3	W	Columbia
2/26	Baptist	7-2	W	Charleston
3/3	Erskine	20-1	W	Columbia
3/4	Clemson	0-8	L	Clemson
3/5	W. Carolina	4-2	W	Cullowhee
3/6	W. Carolina	5-6	L	Cullowhee
3/9	NC Charlotte	9-2	W	Columbia
3/10	NC Wilmington	7-3	W	Columbia
3/11	NC Wilmington	4-1	W	Columbia
3/12	Georgia Tech	3-11	L	Atlanta
3/14	Stetson	8-2	W	Deland
3/16	Jacksonville	0-4	L	Jacksonville
3/19	Mercer	5-4 (7)	W	Columbia
3/19	Mercer	3-2 (7)	W	Columbia
3/22	Newberry	15-5	W	Columbia
3/23	Tennessee	17-8	W	Columbia
3/24	Ohio State	7-6	W	Columbia
3/25	Ohio State	7-6	W	Columbia
3/26	Ohio State	2-3	L	Columbia
3/28	Francis Marion	15-2	W	Columbia
3/29	Furman	9-5	W	Greenville
3/31	Wingate	8-3	W	Columbia
4/1	W. Carolina	11-2	W	Columbia
4/4	Ga. Southern	8-0	W	Allendale
4/5	NC Wilmington	9-4	W	Wilmington
4/6	Davidson	9-6	W	Columbia
4/13	Newberry	4-6	L	Newberry
4/14	The Citadel	5-1	W	Columbia
4/15	Baptist	19-7	W	Columbia
4/16	Ga. Southern	5-7	L	Statesboro
4/17	Ga. Southern	15-8	W	Statesboro
4/19	Pfeiffer	11-6	W	Columbia
4/20	The Citadel	8-0	W	Charleston
4/21	Augusta	10-1	W	Columbia
4/23	Ga. Southern	1-3	L	Columbia
4/26	Clemson	8-3 (10)	W	Clemson
4/28	NC Charlotte	8-4	W	Charlotte
4/30	Clemson	1-8	L	Columbia
5/1	Clemson	4-3	W	Columbia
5/12	Furman	9-4	W	Columbia
5/13	Miami (Fla.)	4-3	W	Coral Gables
5/14	Miami (Fla.)	5-6 (10)	L	Coral Gables
5/15	Miami (Fla.)	7-9	L	Coral Gables
5/18	Mercer	10-3	W	Macon
5/19	Mercer	8-1	W	Macon
5/26	James Madison	4-9	L+	Chapel Hill
5/27	Delaware	11-12 (11)	L+	Chapel Hill

+ - NCAA East Region Tournament

1984 (41-18, Runs 386, Opp. 281)

Coach: June Raines				
Date	Opponent	Score	WLT	Site
2/25	Baptist	8-1	W	Charleston
2/26	Methodist	9-2	W	Columbia
2/28	Armstrong St.	7-2	W	Columbia
3/1	Wingate	7-2	W	Columbia
3/2	NC Charlotte	15-2	W	Columbia
3/3	Old Dominion	16-4	W	Columbia
3/4	Francis Marion	11-2	W	Florence
3/5	Newberry	8-2	W	Newberry
3/9	Miami (Fla.)	14-9	W	Coral Gables
3/10	Miami (Fla.)	3-6	L	Coral Gables
3/11	Miami (Fla.)	11-13	L	Coral Gables
3/12	SIU-C	12-6	W	Coral Gables
3/14	Tulane	4-12	L	New Orleans
3/15	Tulane	7-11	L	New Orleans
3/16	New Orleans	6-5	W	New Orleans
3/17	New Orleans	10-1	W	New Orleans
3/18	Cincinnati	12-8	W	Columbia
3/19	Cincinnati	3-2 (7)	W	Columbia
3/19	Cincinnati	7-6 (7)	W	Columbia
3/20	Va. Tech	4-1	W	Columbia
3/21	Va. Tech	5-4	W	Columbia
3/22	Ohio State	4-8	L	Columbia
3/23	Ohio State	8-1	W	Columbia
3/24	Ohio State	4-3 (10)	W	Columbia
3/26	Georgia Tech	3-10	L	Columbia
3/30	Jacksonville	9-10	L	Columbia
3/31	Baptist	5-2	W	Columbia
4/1	Ga. Southern	7-4	W	Statesboro
4/2	Ga. Southern	11-9	W	Statesboro
4/3	Newberry	8-4	W	Columbia

4/5	Erskine	1-3	L	Columbia
4/7	Va. Tech	5-8	L	Blacksburg
4/8	Va. Tech	3-1	W	Blacksburg
4/9	Augusta	11-3	W	Columbia
4/11	Furman	5-0	W	Greenville
4/12	Pfeiffer	11-1	W	Columbia
4/13	Louisville	2-7	L	Columbia
4/15	Louisville	5-2	W	Columbia
4/16	Mercer	3-2 (7)	W	Columbia
4/16	Mercer	7-3 (7)	W	Columbia
4/17	The Citadel	5-3	W	Columbia
4/18	W. Carolina	6-8	L	Columbia
4/21	Ga. Southern	3-8	L	Columbia
4/23	The Citadel	3-4 (12)	L	Charleston
4/24	Furman	7-8	L	Columbia
4/25	NC Charlotte	6-4	W	Charlotte
4/26	Ga. Southern	4-3	W	Allendale
4/28	Florida Int.	2-1	W	Columbia
4/29	Florida Int.	4-2	W	Columbia
4/30	Florida Int.	3-1	W	Columbia
5/10	Fla. State	4-3	W*	Tallahassee
5/11	S. Mississippi	8-5	W*	Tallahassee
5/12	Cincinnati	4-3	W*	Tallahassee
5/13	Va. Tech	3-6	L*	Tallahassee
5/14	Fla. State	10-11	L*	Tallahassee
5/18	Mississippi St.	4-1	W+	Starkville
5/19	N. Carolina	5-4	W+	Starkville
5/20	New Orleans	5-6	L+	Starkville
5/21	Mississippi St.	9-18	L+	Starkville

* - Metro Conference Tournament
+ - NCAA South II Region Tournament

1985 (47-22, Runs 629, Opp. 371)

Coach: June Raines				
Date	Opponent	Score	WLT	Site
2/23	Baptist	12-0	W	Charleston
2/24	NC Charlotte	16-1	W	Columbia
2/26	Armstrong St.	2-8	L	Columbia
2/27	Newberry	10-6	W	Columbia
2/28	Winthrop	6-2	W	Columbia
3/1	Wingate	16-2	W	Columbia
3/2	Georgia Tech	2-5	L	Atlanta
3/4	Erskine	15-4	W	Columbia
3/5	W. Carolina	5-7	L	Cullowhee
3/6	Pfeiffer	17-7	W	Columbia
3/8	NC Charlotte	2-8	L	Charlotte
3/9	Old Dominion	16-9	W	Columbia
3/10	Connecticut	10-4	W	Columbia
3/12	New Orleans	3-4	L	New Orleans
3/15	New Orleans	3-1	W	New Orleans
3/17	Louisville	10-1	W	Columbia
3/18	Louisville	8-6	W	Columbia
3/19	Louisville	4-0	W	Columbia
3/20	Cincinnati	11-2 (7)	W	Columbia
3/20	Cincinnati	11-10 (7)	W	Columbia
3/21	Cincinnati	29-3 (6)	W	Columbia
3/22	W. Carolina	14-7	W	Columbia
3/23	Ga. Southern	7-5	W	Columbia
3/24	Ga. Southern	5-14	L	Columbia
3/27	Furman	21-0	W	Greenville
3/28	Ohio State	17-4	W	Columbia
3/29	Ohio State	7-14	L	Columbia
3/30	Ohio State	6-3	W	Columbia
3/31	Va. Tech	7-3 (7)	W	Blacksburg
4/1	Va. Tech	13-3 (7)	W	Blacksburg
4/1	Va. Tech	4-8 (8)	L	Blacksburg
4/2	Furman	18-8	W	Columbia
4/3	Ga. Southern	8-14	L	Statesboro
4/4	Ga. Southern	4-9	L	Statesboro
4/5	Maine	4-0	W	Columbia
4/6	Maine	8-4	W	Columbia
4/7	Maine	12-13	L	Columbia
4/8	The Citadel	8-12	L	Charleston
4/9	Francis Marion	6-3	W	Columbia
4/10	Georgia	0-7	L	Athens
4/11	The Citadel	10-2	W	Columbia
4/13	Cincinnati	6-7 (9)	L	Cincinnati
4/13	Cincinnati	5-7 (7)	L	Cincinnati
4/14	Cincinnati	4-6	L	Cincinnati
4/16	Baptist	5-3	W	Columbia
4/17	Georgia	3-1	W	Columbia
4/20	Louisville	12-5 (7)	W	Louisville
4/20	Louisville	4-5	L	Louisville
4/21	Louisville	17-0	W	Louisville
4/23	Va. Tech	9-8	W	Columbia
4/24	Va. Tech	7-6 (7)	W	Columbia
4/24	Va. Tech	4-10	L	Columbia



4/26	Clemson	14-2	W	Columbia
4/27	Clemson	11-6	W	Columbia
4/28	Clemson	6-5	W	Columbia
5/9	S. Mississippi	13-1	W*	Tallahassee
5/10	Memphis St.	19-8	W*	Tallahassee
5/11	Va. Tech	9-6	W*	Tallahassee
5/11	Fla. State	5-7	L*	Tallahassee
5/12	Fla. State	5-11	L	Tallahassee
5/14	Clemson	12-6	W	Clemson
5/15	Clemson	8-6	W	Clemson
5/16	Clemson	8-3	W	Clemson
5/23	LaSalle	11-1	W+	Columbia
5/24	St. John's	13-6	W+	Columbia
5/25	W. Carolina	14-3	W+	Columbia
5/26	LaSalle	7-2	W+	Columbia
5/31	Arkansas	0-1 (14)	L#	Omaha
6/2	Oklahoma St.	11-16	L#	Omaha

* - Metro Conference Tournament
+ - NCAA East Region Tournament
- College World Series

1986 (43-23, Runs 518, Opp. 325)

Coach: June Raines

Date	Opponent	Score	WLT	Site
2/22	Baptist	5-6	L	Charleston
2/23	Newberry	12-3	W	Columbia
2/24	Erskine	10-8	W	Columbia
2/25	Winthrop	4-1	W	Columbia
3/1	Georgia Tech	14-4	W	Columbia
3/2	Georgia Tech	15-14	W	Atlanta
3/4	Va. Tech	6-5 (10)	W	Blacksburg
3/5	Va. Tech	8-6 (7)	W	Blacksburg
3/5	Va. Tech	11-2 (7)	W	Blacksburg
3/7	Pfeiffer	19-8 (7)	W	Columbia
3/8	Old Dominion	3-4	L	Columbia
3/10	N. Carolina	7-9	L#	Winter Park
3/11	Rollins	7-5	W#	Winter Park
3/12	Michigan	4-6	L#	Winter Park
3/13	N. Carolina	10-5	W#	Winter Park
3/13	Rollins	13-7	W#	Winter Park
3/18	Louisville	2-3 (7)	L	Columbia
3/18	Louisville	4-0 (7)	W	Columbia
3/21	Northwestern	10-2	W	Columbia
3/22	Northwestern	6-5 (7)	W	Columbia
3/22	Northwestern	4-5 (9)	L	Columbia
3/23	Northwestern	4-7	L	Columbia
3/25	NC Charlotte	7-4	W	Charlotte
3/26	NC Charlotte	6-1	W	Columbia
3/27	Cincinnati	7-3 (7)	W	Columbia
3/27	Cincinnati	8-1 (7)	W	Columbia
3/28	Cincinnati	6-10	L	Columbia
3/29	Maine	14-6	W	Columbia
3/30	Maine	7-5	W	Columbia
3/31	Maine	7-6	W	Columbia
3/31	W. Carolina	16-5	W	Columbia
4/1	Ga. Southern	14-3	W	Statesboro
4/2	Ga. Southern	3-5	L	Statesboro
4/4	Baptist	16-3	W	Columbia
4/5	Va. Tech	1-5 (7)	L	Columbia
4/5	Va. Tech	1-6 (7)	L	Columbia
4/6	Va. Tech	5-6	L	Columbia
4/8	Ga. Southern	6-9	L	Columbia
4/10	Cincinnati	4-2 (7)	W	Cincinnati
4/10	Cincinnati	1-2 (7)	L	Cincinnati
4/11	Cincinnati	9-4	W	Cincinnati
4/12	Louisville	7-0 (7)	W	Louisville
4/12	Louisville	7-2 (7)	W	Louisville
4/13	Louisville	18-4	W	Louisville
4/16	Wofford	11-4	W	Columbia
4/17	The Citadel	25-10	W	Charleston
4/18	Wingate	5-0	W	Columbia
4/20	Ga. Southern	5-3	W	Columbia
4/22	The Citadel	4-5	L	Columbia
4/25	Clemson	5-16	L	Clemson
4/26	Clemson	5-9	L	Clemson
4/27	Clemson	9-4 (12)	W	Clemson
4/29	Baptist	23-4	W	Columbia
4/30	Furman	6-0	W	Greenville
5/1	Furman	9-5	W	Columbia
5/3	Clemson	11-14	L	Columbia
5/4	Clemson	5-0	W	Columbia
5/5	Clemson	6-7	L	Columbia
5/8	S. Mississippi	10-1	W*	Tallahassee
5/9	Memphis St.	4-3	W*	Tallahassee
5/10	Fla. State	8-5	W*	Tallahassee
5/11	Fla. State	0-3	L*	Tallahassee
5/11	Fla. State	2-7	L*	Tallahassee
5/23	Alabama	5-3	W+	Coral Gables

5/24	Miami (Fla.)	5-7	L+	Coral Gables
5/25	Alabama	7-8	L+	Coral Gables

- Tournament
* - Metro Conference Tournament
+ - NCAA Atlantic Region Tournament

1987 (39-14, Runs 451, Opp. 294)

Coach: June Raines

Date	Opponent	Score	WLT	Site
2/23	Newberry	18-0	W	Newberry
2/24	Erskine	15-0	W	Newberry
2/25	Francis Marion	10-2	W	Florence
3/1	Ga. Southern	18-13	W	Statesboro
3/2	Ga. Southern	11-5	W	Statesboro
3/3	Armstrong St.	4-3 (11)	W	Columbia
3/4	Augusta	13-4	W	Columbia
3/5	Old Dominion	6-2	W	Columbia
3/6	Pfeiffer	11-0	W	Columbia
3/7	Old Dominion	5-13	L	Columbia
3/11	Stetson	4-3	W	Deland
3/13	South Florida	1-11	L	Tampa
3/14	South Florida	5-7	L	Tampa
3/15	Virginia	7-3	W	Columbia
3/17	Furman	5-3	W	Greenville
3/18	Louisville	6-4	W	Columbia
3/19	Louisville	5-7	L	Columbia
3/20	Louisville	8-4	W	Columbia
3/21	Baptist	4-1 (7)	W	Charleston
3/21	Baptist	4-6 (7)	L	Charleston
3/22	Ga. Southern	6-2	W	Columbia
3/23	Ga. Southern	13-6	W	Columbia
3/25	Northwestern	4-2	W	Columbia
3/28	Cincinnati	11-7 (7)	W	Cincinnati
3/29	Cincinnati	8-2 (7)	W	Cincinnati
4/1	The Citadel	8-3	W	Charleston
4/4	Va. Tech	11-4	W	Columbia
4/4	Va. Tech	14-9	W	Columbia
4/5	Va. Tech	9-8	W	Columbia
4/7	Louisville	4-1 (7)	W	Louisville
4/7	Louisville	15-2 (7)	W	Louisville
4/8	Louisville	12-10	W	Louisville
4/10	New Orleans	7-8	L	Columbia
4/11	New Orleans	7-11	L	Columbia
4/12	New Orleans	6-11	L	Columbia
4/14	Cincinnati	6-1 (7)	W	Columbia
4/14	Cincinnati	5-4 (7)	W	Columbia
4/15	Cincinnati	15-11	W	Columbia
4/16	Winthrop	18-5	W	Columbia
4/17	Newberry	14-6	W	Columbia
4/18	Francis Marion	9-3	W	Columbia
4/20	Clemson	3-5	L	Clemson
4/21	Clemson	3-7	L	Clemson
4/22	Methodist	10-7	W	Columbia
4/27	The Citadel	8-5	W	Columbia
4/29	Furman	10-3	W	Columbia
4/30	Baptist	13-9 (7)	W	Columbia
4/30	Baptist	17-9 (7)	W	Columbia
5/2	Clemson	3-5	L	Columbia
5/3	Clemson	7-8	L	Columbia
5/14	Memphis State	6-2	W*	Columbia
5/15	Fla. State	5-9	L*	Columbia
5/16	Cincinnati	4-19	L*	Columbia

* - Metro Conference Tournament

1988 (43-21, Runs 439, Opp. 334)

Coach: June Raines

Date	Opponent	Score	WLT	Site
2/26	Northwestern	2-4	L	Columbia
2/27	Northwestern	15-6	W	Columbia
2/28	Northwestern	7-5	W	Columbia
2/29	Campbell	10-0	W	Columbia
3/1	Campbell	2-1	W	Columbia
3/5	New Orleans	5-8	L	New Orleans
3/6	New Orleans	9-4	W	New Orleans
3/7	S. Alabama	2-10	L	Mobile
3/8	S. Alabama	6-4	W	Mobile
3/12	South Florida	5-3	W	Columbia
3/13	South Florida	4-3	W	Columbia
3/14	Louisville	9-8	W	Columbia
3/15	Louisville	9-5	W	Columbia
3/15	Louisville	16-7	W	Columbia
3/16	N. Carolina	2-3	L	Chapel Hill
3/17	N. Carolina	5-11	L	Chapel Hill
3/19	Ohio State	8-16	L	Columbia
3/20	Ohio State	9-3 (7)	W	Columbia
3/20	Ohio State	8-7 (7)	W	Columbia
3/21	Ga. Southern	8-7	W	Columbia
3/22	Ga. Southern	2-6	L	Columbia

3/24	W. Carolina	7-6	W	Cullowhee
3/26	S. Mississippi	7-4	W	Columbia
3/27	S. Mississippi	7-8	L	Columbia
3/29	Ga. Southern	17-9	W	Statesboro
3/30	Ga. Southern	7-6	W	Columbia
4/2	Va. Tech	2-13 (7)	L	Blacksburg
4/2	Va. Tech	6-4 (8)	W	Blacksburg
4/3	Va. Tech	7-9	L	Blacksburg
4/4	Baptist	5-6	L	Columbia
4/5	NC Charlotte	15-7	W	Columbia
4/8	Cincinnati	6-1 (7)	W	Cincinnati
4/8	Cincinnati	1-3 (7)	L	Cincinnati
4/9	Louisville	4-3 (7)	W	Louisville
4/9	Louisville	8-3 (7)	W	Louisville
4/10	Louisville	15-3	W	Louisville
4/13	NC Charlotte	6-5	W	Charlotte
4/16	Va. Tech	10-6 (7)	W	Columbia
4/16	Va. Tech	7-0 (7)	W	Columbia
4/17	Va. Tech	10-1	W	Columbia
4/19	The Citadel	9-8 (11)	W	Charleston
4/20	Georgia	1-5	L	Athens
4/21	Furman	5-4	W	Columbia
4/22	Clemson	6-7	L	Clemson
4/23	Clemson	11-7	W	Clemson
4/24	Clemson	5-8	L	Clemson
4/25	Furman	16-4	W	Greenville
4/26	The Citadel	15-4	W	Columbia
4/27	Georgia	11-1	W	Columbia
4/30	Clemson	2-5	L	Columbia
5/1	Clemson	7-6	W	Columbia
5/7	Baptist	3-5	L	Charleston
5/13	Cincinnati	10-5	W	Columbia
5/14	Cincinnati	10-4	W	Columbia
5/15	Cincinnati	2-1	W	Columbia
5/19	S. Mississippi	4-2	W*	Tallahassee
5/20	Fla. State	3-9	L*	Tallahassee
5/21	S. Mississippi	6-2	W*	Tallahassee
5/21	Fla. State	1-9	L*	Tallahassee
5/26	James Madison	3-2	W+	Coral Gables
5/27	Georgia Tech	6-7	L+	Coral Gables
5/28	Towson State	5-1	W+	Coral Gables
5/29	Georgia Tech	5-0	W+	Coral Gables
5/29	Miami (Fla.)	3-10	L+	Coral Gables

* - Metro Conference Tournament
+ - NCAA Atlantic Region Tournament

1989 (34-23, Runs 413, Opp. 296)

Coach: June Raines

Date	Opponent	Score	WLT	Site
2/19	Jacksonville	5-8	L	Jacksonville
2/22	Winthrop	6-2	W	Columbia
2/26	W. Carolina	13-1	W	Columbia
2/26	W. Carolina	17-0	W	Columbia
3/1	Furman	14-1	W	Greenville
3/3	S. Mississippi	6-16	L	Hattiesburg
3/7	S. Alabama	4-9	L	Mobile
3/8	S. Alabama	6-7 (12)	L	Mobile
3/9	Alabama	5-12	L	Tuscaloosa
3/10	E. Carolina	7-4	W	Columbia
3/11	App. State	8-15	L	Columbia
3/14	Baptist	6-3	W	Charleston
3/15	Winthrop	17-6	W	Rock Hill
3/17	Fla. State	5-6	L	Columbia
3/18	Fla. State	4-3	W	Columbia
3/19	Fla. State	5-4 (10)	W	Columbia
3/20	Ga. Southern	13-5	W	Columbia
3/21	Ga. Southern	14-5	W	Columbia
3/24	Xavier	7-2	W	Columbia
3/25	Louisville	8-1 (7)	W	Columbia
3/25	Louisville	11-7 (7)	W	Columbia
3/26	Louisville	7-6	W	Columbia
3/27	Georgia Tech	5-3	W	Columbia
3/28	Coastal Caro.	2-5	L	Conway
3/29	Baptist	2-1	W	Columbia
3/31	Clemson	1-7	L	Clemson
4/1	Clemson	6-12	L	Clemson
4/2	Clemson	6-9	L	Clemson
4/3	The Citadel	17-7	W	Columbia
4/4	Cola. Mets	8-5	*	Columbia
4/5	Furman	8-0	W	Columbia
4/9	Cincinnati	5-6 (7)	L	Cincinnati
4/9	Cincinnati	12-5 (7)	W	Cincinnati
4/11	Mercer	3-1 (7)	W	Columbia
4/11	Mercer	1-0 (7)	W	Columbia
4/12	Georgia	6-1	W	Columbia
4/14	Va. Tech	5-10	L	Blacksburg
4/16	Va. Tech	3-6 (7)	L	Blacksburg
4/16	Va. Tech	0-4 (7)	L	Blacksburg

CAROLINA BASEBALL

YEAR-BY-YEAR RESULTS

4/17	Campbell	12-9	W	Columbia
4/18	Coastal Caro.	10-3	W	Columbia
4/20	Clemson	3-5	L	Columbia
4/21	Clemson	8-3	W	Columbia
4/22	Clemson	7-1	W	Columbia
4/23	Limestone	19-10	W	Columbia
4/24	The Citadel	5-6 (12)	L	Charleston
5/4	Jacksonville	2-3 (11)	L	Columbia
5/6	Memphis St.	4-6 (7)	L	Columbia
5/6	Memphis St.	12-0 (7)	W	Columbia
5/7	Memphis St.	16-10	W	Columbia
5/8	Georgia Tech	7-8	L	Atlanta
5/10	Cent. Florida	0-1 (7)	L	Columbia
5/10	Cent. Florida	6-3 (9)	W	Columbia
5/12	Ga. Southern	7-3	W	Statesboro
5/13	Ga. Southern	3-1	W	Statesboro
5/14	NC Charlotte	8-5	W	Columbia
5/17	Memphis St.	10-11	L+	Columbia
5/19	Va. Tech	4-8	L+	Columbia

* - Exhibition
+ - Metro Conference Tournament

1990 (33-25, Runs 339, Opp. 295)

Coach: June Raines

Date	Opponent	Score	WLT	Site
2/15	Jacksonville	3-5	L	Jacksonville
2/17	Campbell	13-5	W	Columbia
2/20	Baptist	1-0	W	Columbia
2/23	Northwestern	0-4	L#	Columbia
2/24	Northwestern	8-5	W	Columbia
2/25	Northwestern	9-2	W	Columbia
2/28	Ersikine	9-4	W	Columbia
3/2	Alabama	4-6	L	Tampa
3/3	South Florida	4-5	L	Tampa
3/4	W. Michigan	4-9	L	Tampa
3/7	Baptist	9-8 (8)	W	Charleston
3/9	Sou. Miss.	3-4	L	Columbia
3/10	Sou. Miss.	5-1	W	Columbia
3/11	Sou. Miss.	5-4	W	Columbia
3/13	Wichita State	5-3	W	Columbia
3/14	Wichita State	0-1 (12)	L	Columbia
3/15	Wichita State	4-6	L	Columbia
3/18	Tulane	5-3 (7)	W	New Orleans
3/18	Tulane	4-2 (7)	W	New Orleans
3/19	Ga. Southern	10-4	W	Columbia
3/20	Ga. Southern	10-14	L	Columbia
3/21	NC Charlotte	16-4	W	Columbia
3/22	Jacksonville	7-12	L	Columbia
3/30	Kent State	1-2 (7)	L	Columbia
3/30	Kent State	5-3 (7)	W	Columbia
3/31	Clemson	0-6	L	Greenville
4/1	Clemson	5-6 (11)	L	Clemson
4/2	Clemson	0-9	L	Clemson
4/3	The Citadel	13-12	W	Columbia
4/4	Cola. Mets	13-11	*	Columbia
4/5	NC Charlotte	5-7	L	Charlotte
4/7	Cincinnati	5-4	W	Columbia
4/7	Cincinnati	8-5	W	Columbia
4/8	Cincinnati	4-6	L	Columbia
4/10	The Citadel	5-3	W	Charleston
4/11	Baptist	8-0	W	Columbia
4/12	Clemson	21-2	W	Columbia
4/13	Va. Tech	5-8	L	Columbia
4/14	Va. Tech	6-0	W	Columbia
4/15	Va. Tech	3-8	L	Columbia
4/16	Campbell	16-10	W	Columbia
4/17	Georgia Tech	1-0	W	Columbia
4/18	Georgia Tech	10-5	W	Columbia
4/20	Fla. State	6-9	L	Tallahassee
4/21	Fla. State	6-5	W	Tallahassee
4/22	Fla. State	3-6	L	Tallahassee
4/24	Winthrop	7-1	W	Columbia
4/25	Coastal Caro.	1-12	L	Columbia
4/28	Memphis St.	7-1 (7)	W	Memphis
4/28	Memphis St.	10-5 (7)	W	Memphis
5/6	Clemson	5-4 (9)	W	Columbia
5/6	Clemson	7-3 (7)	W	Columbia
5/10	Georgia Tech	7-4 (7)	W	Atlanta
5/10	Georgia Tech	1-11 (7)	L	Atlanta
5/12	Ga. Southern	9-5	W	Statesboro
5/13	Ga. Southern	5-12	L	Statesboro
5/16	Cincinnati	2-6	L+	Hattiesburg
5/17	Louisville	3-2	W+	Hattiesburg
5/18	Va. Tech	1-2	L+	Hattiesburg

- No hit game
* - Exhibition
+ - Metro Conference Tournament

1991 (40-22, Runs 432, Opp. 317)

Coach: June Raines

Date	Opponent	Score	WLT	Site
2/9	Jacksonville	7-2	W	Jacksonville
2/15	Charleston	13-8	W	Columbia
2/16	Chas. So.	10-4	W	Charleston
2/17	Newberry	4-3	W	Columbia
2/20	Winthrop	7-0	W	Columbia
2/23	Chas. So.	13-3	W	Columbia
2/24	Wofford	7-2	W	Columbia
2/26	Ga. Southern	13-9	W	Columbia
2/27	Ga. Southern	2-3	L	Columbia
2/28	NC Charlotte	8-3	W	Columbia
3/1	NC Charlotte	7-8 (1)	L	Charlotte
3/2	Charleston	10-1	W	Columbia
3/4	Georgia	3-7	L	Athens
3/5	Coastal Caro.	15-0	W	Columbia
3/6	Augusta	5-1	W	Columbia
3/9	New Orleans	5-0 (7)	W	Columbia
3/9	New Orleans	11-3 (7)	W	Columbia
3/10	New Orleans	9-5	W	Columbia
3/11	Ga. Southern	8-6	W	Statesboro
3/12	Ga. Southern	9-7	W	Statesboro
3/15	S. Mississippi	7-8	L	Hattiesburg
3/16	S. Mississippi	3-4	L	Hattiesburg
3/17	S. Mississippi	17-7	W	Hattiesburg
3/19	Louisville	21-4	W	Columbia
3/19	Louisville	2-1 (7)	W	Columbia
3/20	Louisville	4-1	W	Columbia
3/21	Ohio U.	10-8	W	Columbia
3/22	Clemson	12-4	W	Columbia
3/23	Clemson	11-10	W	Columbia
3/24	Clemson	3-5	L	Columbia
3/26	Georgia	1-0	W	Columbia
3/28	Clemson	5-7	L	Clemson
3/30	Cincinnati	8-12	L	Cincinnati
3/31	Cincinnati	1-2 (7)	L	Cincinnati
3/31	Cincinnati	9-6	W	Cincinnati
4/2	Georgia Tech	4-3	W	Columbia
4/4	Clemson	1-10	L	Clemson
4/5	Fla. State	2-4	L	Columbia
4/6	Fla. State	3-7	L	Columbia
4/7	Fla. State	9-4	W	Columbia
4/9	The Citadel	11-6	W	Charleston
4/10	Campbell	8-5	W	Columbia
4/12	Va. Tech	3-4	L	Blacksburg
4/14	Va. Tech	13-4 (7)	W	Blacksburg
4/14	Va. Tech	5-6 (7)	L	Blacksburg
4/16	Wichita State	6-17	L	Wichita
4/18	Wichita State	2-16	L	Wichita
4/22	The Citadel	1-3	L	Columbia
4/23	Georgia Tech	7-4	W	Atlanta
4/25	Clemson	6-7	L	Clemson
4/28	Memphis St.	3-1 (8)	W	Columbia
4/28	Memphis St.	4-0 (7)	W	Columbia
5/8	Jacksonville	6-4	W	Columbia
5/9	Coastal Caro.	4-7	L	Conway
5/11	Tulane	4-3	W	Columbia
5/11	Tulane	6-4 (7)	W	Columbia
5/12	Tulane	1-3	L	Columbia
5/15	Va. Tech	17-1	W*	Salem, VA
5/16	Fla. State	0-17	L*	Salem, VA
5/17	Louisville	7-5	W*	Salem, VA
5/18	S. Mississippi	10-8	W*	Salem, VA
5/18	Fla. State	9-10 (10)	L*	Salem, VA

* - Metro Conference Tournament

1992 (42-22, 13-11 SEC; Runs 531, Opp. 323) Coach:

June Raines

Date	Opponent	Score	WLT	Site
2/13	W. Carolina	3-2	W	Columbia
2/15	Chas. So.	15-7	W	Charleston
2/16	Charleston	24-3	W	Columbia
2/19	Winthrop	12-5	W	Columbia
2/22	Chas. So.	13-2	W	Columbia
2/26	Ga. Southern	3-2	W	Columbia
2/26	Ga. Southern	2-5	L	Columbia
2/27	Ga. Southern	6-2	W	Statesboro
2/29	Coastal Caro.	5-3	W	Conway
3/1	Ga. Southern	7-13	L	Statesboro
3/2	Campbell	14-3	W	Columbia
3/4	NC Charlotte	1-2	L	Charlotte
3/5	NC Charlotte	11-0	W	Columbia
3/7	Richmond	11-7	W	Columbia
3/8	Richmond	8-4	W	Columbia
3/9	Kansas	10-8	W	Jacksonville
3/11	Jacksonville	8-5 (7)	W	Jacksonville
3/11	Jacksonville	3-8	L	Jacksonville

3/12	Wagner	14-2 (8)	W	Jacksonville
3/15	Charleston	19-2	W	Columbia
3/17	West Virginia	7-1	W	Columbia
3/18	West Virginia	13-1	W	Columbia
3/19	West Virginia	7-4	W	Columbia
3/21	Louisiana St.	1-4 @	L#	Columbia
3/21	Louisiana St.	1-3 (9)	L#	Columbia
3/22	Louisiana St.	0-5	L#	Columbia
3/26	Clemson	8-6	W	Columbia
3/28	Arkansas	3-8	L#	Fayetteville
3/28	Arkansas	2-7 (7)	L#	Fayetteville
3/29	Arkansas	20-11	W#	Fayetteville
4/1	Coastal Caro.	4-1	W	Columbia
4/2	The Citadel	32-5	W	Columbia
4/4	Auburn	1-4	L#	Auburn
4/4	Auburn	2-3 (8)	L#	Auburn
4/5	Auburn	0-6	L#	Auburn
4/8	Clemson	3-5	L	Clemson
4/9	The Citadel	1-0	W	Charleston
4/11	Georgia	4-5	L#	Columbia
4/11	Georgia	8-3 (7)	W#	Columbia
4/12	Georgia	16-12	W#	Columbia
4/14	Winthrop	5-6	L	Columbia
4/18	Vanderbilt	21-1	W#	Nashville
4/18	Vanderbilt	7-5 (7)	W#	Nashville
4/19	Vanderbilt	18-7 (8)	W#	Nashville
4/21	Clemson	9-10	L	Clemson
4/23	Winthrop	10-3	W	Fort Mill
4/25	Tennessee	12-18	L#	Columbia
4/25	Tennessee	6-5 (7)	W#	Columbia
4/26	Tennessee	14-3	W#	Columbia
5/2	Florida	4-2	W#	Gainesville
5/2	Florida	4-3 (7)	W#	Gainesville
5/3	Florida	7-10	L#	Gainesville
5/9	Kentucky	11-4	W#	Columbia
5/9	Kentucky	4-3 (7)	W#	Columbia
5/10	Kentucky	16-5	W#	Columbia
5/13	Arkansas	6-8	L*	New Orleans
5/14	Vanderbilt	14-1	W*	New Orleans
5/15	Arkansas	9-5	W*	New Orleans
5/16	Florida	11-4	W*	New Orleans
5/17	Louisiana St.	3-6	L*	New Orleans
5/22	Notre Dame	5-1	W+	Coral Gables
5/23	N.C. State	9-6	W+	Coral Gables
5/24	Miami (Fla.)	2-17	L+	Coral Gables
5/25	Notre Dame	2-11	L+	Coral Gables

@ - First Southeastern Conference Game

- Southeastern Conference Game

* - SEC Tournament

+ - NCAA Atlantic Region Tournament

1993 (39-20-1, 15-10-1 SEC ; Runs 433, Opp. 270)

Coach: June Raines

Date	Opponent	Score	WLT	Site
2/13	Chas. So.	5-2	W	Charleston
2/17	Coastal Caro.	6-7 (12)	L	Conway
2/18	Ga. Southern	9-1	W	Columbia
2/19	Chas. So.	14-1	W	Columbia
2/20	Campbell	14-6	W	Columbia
2/22	Ga. Southern	15-2	W	Statesboro
2/24	Jacksonville	2-1	W	Columbia
2/27	Coastal Caro.	7-2	W	Columbia
2/28	Winthrop	5-6	L	Rock Hill
3/5	Charleston	5-10	L	Columbia
3/6	James Madison	11-2	W	Columbia
3/7	James Madison	10-1	W	Columbia
3/9	The Citadel	5-12	L	Columbia
3/10	App. State	13-1	W	Columbia
3/11	Va. Tech	5-6	L	Columbia
3/12	Va. Tech	13-2 (8)	W	Columbia
3/15	Yale	10-3	W	Columbia
3/16	The Citadel	7-0	W	Charleston
3/17	Geo. Wash.	12-1	W	Columbia
3/18	Geo. Wash.	5-4 (10)	W	Columbia
3/20	NC Charlotte	9-2	W	Columbia
3/21	NC Charlotte	11-3	W	Charlotte
3/22	Towson State	22-5	W	Columbia
3/24	Winthrop	14-0	W	Columbia
3/27	Louisiana St.	3-10	L#	Baton Rouge
3/27	Louisiana St.	1-6 (7)	L#	Baton Rouge
3/28	Louisiana St.	9-9 (10)	T#	Baton Rouge
3/30	Ga. Southern	16-7	W	Columbia
4/3	Arkansas	18-11	W#	Columbia
4/3	Arkansas	8-1 (7)	W#	Columbia
4/4	Arkansas	5-3	W#	Columbia
4/6	Clemson	3-17	L	Clemson
4/7	Clemson	8-9	L	Columbia

CAROLINA BASEBALL

4/10	Auburn	6-5	W#	Columbia
4/10	Auburn	5-4 (7)	W#	Columbia
4/11	Auburn	7-1	W#	Columbia
4/14	Ga. Southern	1-0	W	Statesboro
4/17	Georgia	2-5	L#	Athens
4/17	Georgia	4-1 (7)	W#	Athens
4/18	Georgia	8-0	W#	Athens
4/21	Clemson	7-8 (11)	L	Clemson
4/24	Vanderbilt	6-1	W	Columbia
4/24	Vanderbilt	4-0 (7)	W#	Columbia
4/25	Vanderbilt	7-8	L#	Columbia
4/27	Furman	9-2	W	Columbia
5/1	Tennessee	3-9	L#	Knoxville
5/1	Tennessee	4-3 (7)	W#	Knoxville
5/2	Tennessee	3-5	L#	Knoxville
5/8	Florida	0-5	L#	Columbia
5/8	Florida	11-7 (7)	W#	Columbia
5/9	Florida	7-1	W#	Columbia
5/13	Clemson	8-5	W	Columbia
5/15	Kentucky	3-1	W#	Lexington
5/15	Kentucky	2-4 (7)	L#	Lexington
5/16	Kentucky	10-8	W#	Lexington
5/20	Georgia	1-3	L*	Columbia
5/21	Vanderbilt	7-11	L*	Columbia
5/27	E. Carolina	6-5	W+	Atlanta
5/28	Wichita State	2-3	L+	Atlanta
5/29	Georgia Tech	0-12	L+	Atlanta

- Southeastern Conference Game
* - SEC Eastern Division Tournament
+ - NCAA Atlantic Region Tournament

1994 (35-23, 11-15 SEC; Runs 379, Opp. 302)

Coach: June Raines

Date	Opponent	Score	WLT	Site
2/12	Chas. So.	11-5	W	Columbia
2/13	NC Wilmington	3-0	W	Columbia
2/15	Ga. Southern	13-5	W	Columbia
2/16	The Citadel	8-0	W	Charleston
2/19	Chas. So.	10-6	W	Charleston
2/20	Charleston	5-1	W	Columbia
2/22	The Citadel	15-2	W	Columbia
2/25	Illinois	10-3	W	Columbia
2/26	Illinois	16-7	W	Columbia
2/27	Illinois	6-0	W	Columbia
2/28	Chas. So.	3-2	W	Columbia
3/3	Ga. Southern	10-7 (7)	W	Statesboro
3/3	Ga. Southern	7-11 (7)	L	Statesboro
3/5	Wright State	10-4	W	Columbia
3/6	Wright State	8-6	W	Columbia
3/7	Radford	10-1	W	Columbia
3/8	Radford	1-4	L	Columbia
3/10	Ga. Southern	5-10	L	Columbia
3/11	NC Charlotte	5-6 (11)	L	Charlotte
3/12	NC Charlotte	14-2	W	Columbia
3/13	Charleston	6-3	W	Columbia
3/15	W. Carolina	2-9	L	Columbia
3/16	Clemson	7-4	W	Clemson
3/19	Morehead State	13-4	W	Columbia
3/20	Morehead State	7-6 (10)	W	Columbia
3/22	Winthrop	3-2	W	Columbia
3/23	The Citadel	2-3	L	Charleston
3/25	Alabama	4-8	L#	Columbia
3/26	Alabama	10-0	W#	Columbia
3/27	Alabama	3-2	W#	Columbia
3/30	The Citadel	9-8 (11)	W	Columbia
4/1	Mississippi	4-7	L#	Oxford
4/2	Mississippi	1-12	L#	Oxford
4/3	Mississippi	5-2	W#	Oxford
4/6	Clemson	2-7	L	Columbia
4/8	Mississippi St.	5-0	W#	Starkville
4/9	Mississippi St.	4-6	L#	Starkville
4/10	Mississippi St.	7-2	W#	Starkville
4/13	Clemson	5-4 (17)	W	Columbia
4/15	Georgia	7-8	L#	Columbia
4/16	Georgia	24-12	W#	Columbia
4/17	Georgia	4-8	L#	Columbia
4/20	Clemson	4-3	W	Clemson
4/23	Vanderbilt	8-6	W#	Nashville
4/23	Vanderbilt	16-6	W#	Nashville
4/24	Vanderbilt	9-7	W#	Nashville
4/26	Winthrop	3-5	L	Fort Mill
4/29	Tennessee	0-15	L#	Columbia
4/30	Tennessee	1-9	L#	Columbia
5/1	Tennessee	3-10	L#	Columbia
5/6	Florida	3-5	L#	Gainesville
5/7	Florida	5-6 (10)	L#	Gainesville
5/8	Florida	6-3 (15)	W#	Gainesville
5/13	Kentucky	0-2	L#	Columbia

5/14	Kentucky	9-8	W#	Columbia
5/15	Kentucky	2-4	L#	Columbia
5/19	Kentucky	5-6	L*	Lexington
5/20	Tennessee	1-8	L*	Lexington

- Southeastern Conference Game
* - SEC Eastern Division Tournament

1995 (32-25, 12-14 SEC; Runs 338, Opp. 335)

Coach: June Raines

Date	Opponent	Score	WLT	Site
2/10	Va. Military	6-2	W	Charleston
2/12	The Citadel	5-9	L	Charleston
2/19	Charleston	3-1	W	Columbia
2/20	Chas. So.	2-4	L	Columbia
2/21	The Citadel	7-3	W	Columbia
2/24	Northwestern	5-13	L	Columbia
2/25	Richmond	2-4 (10)	L	Columbia
2/26	Coastal Caro.	5-8	L	Columbia
3/2	UNC Charlotte	4-7	L	Charlotte
3/4	East Carolina	8-4	W	Wilmington
3/5	Geo. Mason	13-7	W	Wilmington
3/6	NC Wilmington	6-0	W	Wilmington
3/7	The Citadel	3-1	W	Charleston
3/8	NC Charlotte	5-3	W	Columbia
3/10	Duquesne	16-10	W	Columbia
3/11	Duquesne	8-0 (7)	W	Columbia
3/11	Duquesne	9-1 (7)	W	Columbia
3/13	Liberty	10-11	L	Columbia
3/14	Chas. So.	2-0	W	Charleston
3/15	Furman	6-5	W	Columbia
3/17	Butler	9-1	W	Columbia
3/18	Butler	21-5	W	Columbia
3/20	Ohio	6-1	W	Columbia
3/22	The Citadel	10-4	W	Columbia
3/24	Alabama	2-9	L#	Tuscaloosa
3/25	Alabama	12-5	W#	Tuscaloosa
3/26	Alabama	4-5	L#	Tuscaloosa
3/28	Clemson	4-2	W	Columbia
3/31	Mississippi	1-5	L#	Columbia
4/1	Mississippi	6-5	W#	Columbia
4/2	Mississippi	3-20	L#	Columbia
4/4	at Clemson	2-7	L	Clemson
4/7	Mississippi St.	6-1	W#	Columbia
4/8	Mississippi St.	2-3	L#	Columbia
4/9	Mississippi St.	7-3	W#	Columbia
4/12	Clemson	1-11	L	Clemson
4/14	Georgia	0-7	L#	Athens
4/15	Georgia	8-2	W#	Athens
4/16	Georgia	8-9	L#	Athens
4/18	Ga. Southern	9-4	W	Statesboro
4/19	Ga. Southern	3-0	W	Columbia
4/21	Vanderbilt	4-3	W#	Columbia
4/22	Vanderbilt	9-2	W#	Columbia
4/23	Vanderbilt	0-3	L#	Columbia
4/26	Clemson	6-18	L	Columbia
4/28	Tennessee	12-6 (10)	W#	Knoxville
4/29	Tennessee	7-15	L#	Knoxville
4/30	Tennessee	1-5	L#	Knoxville
5/5	Florida	7-5	W#	Columbia
5/6	Florida	7-5	W#	Columbia
5/7	Florida	8-7	W#	Columbia
5/10	Winthrop	1-13	L	Columbia
5/12	Kentucky	4-3 (10)	W#	Lexington
5/13	Kentucky	10-12	L#	Lexington
5/14	Kentucky	11-22	L#	Lexington
5/18	Kentucky	2-6	L*	Knoxville
5/19	Tennessee	0-8	L*	Knoxville

- Southeastern Conference Game
* - SEC Eastern Division Tournament

1996 (25-28, 13-17 SEC; Runs 402, Opp. 372)

Coach: June Raines

Date	Opponent	Score	WLT	Site
2/10	Charleston	13-4	W	Columbia
2/11	Winthrop	3-4	L	Rock Hill
2/13	NC Charlotte	17-13	W	Columbia
2/16	Florida Int.	8-3	W	Jacksonville
2/17	Jacksonville	1-10	L	Jacksonville
2/17	Florida Int.	6-23 (6)	L	Jacksonville
2/18	Jacksonville	8-4	W	Jacksonville
2/21	Ga. Southern	6-7	L	Statesboro
2/23	Richmond	8-2	W	Columbia
2/24	Richmond	5-4	W	Columbia
2/25	Richmond	12-7	W	Columbia
2/28	Ga. Southern	5-9	L	Columbia
3/1	Chas. So.	17-11	W	Columbia
3/2	Chas. So.	1-2	L	Charleston
3/8	Auburn	10-11 (10)	L#	Auburn

3/9	Auburn	10-9	W#	Auburn
3/10	Auburn	8-15	L#	Auburn
3/13	The Citadel	13-5	W	Columbia
3/15	Mississippi	17-1	W#	Oxford
3/16	Mississippi	17-11	W#	Oxford
3/17	Mississippi	22-12	W#	Oxford
3/20	The Citadel	4-1	W	Charleston
3/22	Mississippi St.	5-2	W#	Columbia
3/23	Mississippi St.	5-17	L#	Columbia
3/24	Mississippi St. 6-5 (14)		W#	Columbia
3/29	Arkansas	1-8	L#	Fayetteville
3/30	Arkansas	1-2	L#	Fayetteville
3/31	Arkansas	13-2	W#	Fayetteville
4/3	Clemson	2-4	L	Columbia
4/5	Louisiana St.	2-15	L#	Columbia
4/7	Louisiana St.	2-0 (7)	W#	Columbia
4/7	Louisiana St.	2-4 (7)	L#	Columbia
4/9	Charleston	17-2	W	Columbia
4/10	Clemson	0-11	L	Clemson
4/12	Georgia	11-1	W#	Columbia
4/13	Georgia	2-7	L#	Columbia
4/14	Georgia	15-14	W#	Columbia
4/17	Clemson	0-8	L	Clemson
4/19	Vanderbilt	6-10	L#	Nashville
4/20	Vanderbilt	10-16	L#	Nashville
4/21	Vanderbilt	8-7 (12)	W#	Nashville
4/23	Clemson	5-7	L	Columbia
4/26	Tennessee	3-10	L#	Columbia
4/27	Tennessee	11-10	W#	Columbia
4/28	Tennessee	3-2	W#	Columbia
5/1	Furman	9-8 (12)	W	Columbia
5/3	Florida	4-7	L#	Columbia
5/4	Florida	2-12	L#	Columbia
5/5	Florida	6-13	L#	Columbia
5/8	NC Charlotte	4-12	L	Kannapolis
5/10	Kentucky	3-8	L#	Lexington
5/11	Kentucky	1-6	L#	Lexington
5/12	Kentucky	2-4	L#	Lexington

- Southeastern Conference Game

1997 (33-24, 13-17 SEC; Runs 605, Opp. 425)

Coach: Ray Tanner

Date	Opponent	Score	WLT	Site
2/7	Charleston	9-8	W	Columbia
2/8	Charleston	12-0	W	Columbia
2/9	Charleston	25-8	W	Columbia
2/12	Davidson	22-1	W	Columbia
2/15	East Tenn. St.	11-2	W	Charleston
2/16	The Citadel	4-3 (11)	W	Charleston
2/19	Chas. So.	1-2	L	Columbia
2/21	Kent	6-8	L	Columbia
2/22	Kent	15-8	W	Columbia
2/23	Kent	21-4	W	Columbia
2/27	Ga. Southern	16-6	W	Statesboro
2/28	West Virginia	8-11(8)	L	Columbia
3/1	West Virginia	8-3	W	Columbia
3/2	West Virginia	25-0	W	Columbia
3/4	Va. Military	16-6	W	Columbia
3/5	Va. Military	18-4	W	Columbia
3/7	Auburn	17-3	W#	Columbia
3/8	Auburn	6-10	L#	Columbia
3/9	Auburn	6-21	L#	Columbia
3/12	Ga. Southern	10-9	W	Columbia
3/14	Mississippi	10-2	W#	Columbia
3/15	Mississippi	13-6	W#	Columbia
3/16	Mississippi	16-4	W#	Columbia
3/19	W. Carolina	30-12	W	Columbia
3/21	Mississippi St.	3-6	L#	Starkville
3/22	Mississippi St. 8-5(10)		W#	Starkville
3/23	Mississippi St.	8-11	L#	Starkville
3/26	The Citadel	3-5	L	Columbia
3/28	Arkansas	8-11	L#	Columbia
3/29	Arkansas	14-9	W#	Columbia
3/30	Arkansas	7-30	L#	Columbia
4/2	Clemson	11-3	W	Clemson
4/4	Louisiana St.	8-9	L#	Baton Rouge
4/5	Louisiana St.	8-7	W#	Baton Rouge
4/6	Louisiana St. 10-11(7)		L#	Baton Rouge
4/9	Clemson	1-15	L	Columbia
4/11	Georgia	14-10	W#	Athens
4/12	Georgia	5-17	L#	Athens
4/13	Georgia	6-4	W#	Athens
4/15	Wofford	16-4	W	Columbia
4/16	Clemson	9-12	L	Clemson
4/18	Vanderbilt	9-15	L#	Columbia
4/19	Vanderbilt	7-5	W#	Columbia
4/20	Vanderbilt	10-9	W#	Columbia
4/21	Wofford	12-1	W	Columbia

CAROLINA BASEBALL

YEAR-BY-YEAR RESULTS

4/23	Clemson	38-16	W	Columbia
4/25	Florida	5-8	L#	Gainesville
4/26	Florida	1-5	L#	Gainesville
4/27	Florida	1-2	L#	Gainesville
5/3	Tennessee	3-7	L#	Knoxville
5/3	Tennessee	7-10	L#	Knoxville
5/4	Tennessee	12-3	W#	Knoxville
5/6	Furman	10-5	W	Columbia
5/9	Kentucky	5-7	L#	Columbia
5/10	Kentucky	12-5	W#	Columbia
5/11	Kentucky	0-5	L#	Columbia
5/14	Mississippi St.	9-12	L*	Columbus

- Southeastern Conference Game
* - Southeastern Conference Tournament Game

1998 (44-18, 19-10 SEC; Runs 520, Opp. 360)

Coach: Ray Tanner

Date	Opponent	Score	WLT	Site
2/7	Charleston	6-7	L	Columbia
2/8	Charleston	10-5	W	Columbia
2/11	Davidson	13-4	W	Columbia
2/13	W. Carolina	11-5	W	Charleston
2/14	Old Dominion	10-15	L	Charleston
2/15	The Citadel	8-3	W	Charleston
2/18	W. Carolina	3-0	W	Columbia
2/20	Cleveland St.	7-3	W	Columbia
2/21	Cleveland St.	15-2	W	Columbia
2/22	Cleveland St.	10-1(7)	W	Columbia
2/25	Chas. So.	5-2	W	Columbia
2/27	Marshall	4-3	W	Columbia
2/28	Marshall	8-7	W	Columbia
3/1	Marshall	8-5	W	Columbia
3/3	Va. Military	14-11	W	Columbia
3/4	Va. Military	8-5	W	Columbia
3/6	Arkansas	1-11	L#	Fayetteville
3/8	Arkansas	16-17	L#	Fayetteville
3/11	Geo. Mason	6-3	W	Columbia
3/13	Tennessee	9-8	W #	Columbia
3/14	Tennessee	4-7	L#	Columbia
3/15	Tennessee	4-3	W#	Columbia
3/17	Charleston	22-8	W	Columbia
3/18	Wofford	13-5	W	Columbia
3/20	Alabama	3-1	W#	Columbia
3/21	Alabama	0-11	L#	Columbia
3/22	Alabama	11-10 (11)	W#	Columbia
3/24	Georgia State	12-6	W	Columbia
3/25	Georgia State	15-0	W	Columbia
3/27	Auburn	6-2	W#	Auburn
3/28	Auburn	7-6	W#	Auburn
3/29	Auburn	11-6 (10)	W#	Auburn
4/1	Clemson	4-6	L	Columbia
4/3	Mississippi	10-8	W#	Oxford
4/4	Mississippi	4-2	W#	Oxford
4/5	Mississippi	9-7	W#	Oxford
4/8	Furman	8-2	W	Columbia
4/10	Georgia	14-4	W#	Columbia
4/11	Georgia	1-3	L#	Columbia
4/12	Georgia	8-2	W#	Columbia
4/14	The Citadel	4-8	L	Columbia
4/15	Wofford	15-1	W	Spartanburg
4/17	Florida	1-7	L#	Columbia
4/18	Florida	17-2	W#	Columbia
4/19	Florida	9-3	W#	Columbia
4/24	Vanderbilt	20-4	W#	Nashville
4/25	Vanderbilt	4-3	W#	Nashville
4/26	Vanderbilt	14-5	W#	Nashville
5/1	Mississippi St.	0-16	L#	Columbia
5/2	Mississippi St.	4-10	L#	Columbia
5/3	Mississippi St.	6-2 (8)	W#	Columbia
5/6	Presbyterian	5-4	W	Columbia
5/6	Chas. So.	4-0	W	Columbia
5/8	Kentucky	7-8 (11)	L#	Lexington
5/9	Kentucky	14-15 (10)	L#	Lexington
5/10	Kentucky	17-6	W#	Lexington
5/13	Mississippi St.	8-9	L*	Birmingham
5/14	Louisiana St.	0-6	L*	Birmingham
5/21	Florida Int.	21-9	W+	Coral Gables
5/22	Texas Tech	9-8	W+	Coral Gables
5/23	Miami (Fla.)	2-14	L+Coral Gables	
5/24	North Carolina	2-4	L+Coral Gables	

- Southeastern Conference Game
* - Southeastern Conference Tournament Game
+--NCCA Atlantic I Region Tournament

1999 (35-23, 15-15 SEC; Runs 404, Opp. 313)

Coach: Ray Tanner

Date	Opponent	Score	WLT	Site
2/6	Charleston	5-4	W	Columbia
2/7	Charleston	10-1	W	Columbia
2/13	Davidson	14-0	W	Columbia
2/14	Davidson	15-1	W	Columbia
2/19	Old Dominion	1-2	L	Charleston
2/20	Richmond	4-5	L	Charleston
2/21	The Citadel	9-4	W	Charleston
2/25	Chas. So.	2-5	L	Columbia
2/26	Geo. Wash.	6-0	W	Columbia
2/27	Geo. Wash.	9-2	W	Columbia
2/28	Geo. Wash.	15-10	W	Columbia
3/3	Wofford	13-3	W	Columbia
3/5	Duquesne	7-4	W	Columbia
3/6	Duquesne	7-4	W	Columbia
3/7	Duquesne	14-6	W	Columbia
3/9	Radford	3-2	W	Columbia
3/10	Radford	2-3	L	Columbia
3/12	Mississippi	5-3	W#	Columbia
3/13	Mississippi	8-2	W#	Columbia
3/13	Mississippi	7-9	L#	Columbia
3/17	Elon	7-5	W	Columbia
3/19	Mississippi St.	0-13	L#	Starkville
3/20	Mississippi St.	4-3	W#	Starkville
3/21	Mississippi St.	6-7	L#	Starkville
3/23	Winthrop	8-5	W	Ft. Mill
3/26	Vanderbilt	15-8	W#	Columbia
3/27	Vanderbilt	12-2	W#	Columbia
3/28	Vanderbilt	3-2	W#	Columbia
4/2	Alabama	8-13	L#	Tuscaloosa
4/3	Alabama	5-14	L#	Tuscaloosa
4/4	Alabama	12-4	W#	Tuscaloosa
4/7	The Citadel	5-4(10)	W	Columbia
4/9	Georgia	1-8	L#	Athens
4/10	Georgia	5-10	L#	Athens
4/11	Georgia	9-7	W#	Athens
4/14	Clemson	7-8	L	Columbia
4/16	Auburn	5-4	W#	Columbia
4/17	Auburn	11-6	W#	Columbia
4/18	Auburn	2-1	W#	Columbia
4/20	Furman	4-2	W	Columbia
4/21	Clemson	4-5	L	Clemson
4/23	Florida	15-14	W#	Gainesville
4/24	Florida	4-8	L#	Gainesville
4/25	Florida	4-5	L#	Gainesville
4/27	Charleston	12-7	W	Columbia
4/28	App. State	12-3	W	Hickory
5/1	Kentucky	10-11(11)	L#	Columbia
5/2	Kentucky	4-5(7)	L#	Columbia
5/2	Kentucky	4-7(7)	L#	Columbia
5/8	Tennessee	3-2	W#	Knoxville
5/8	Tennessee	3-4	L#	Knoxville
5/9	Tennessee	5-4(14)	W#	Knoxville
5/11	Duke	11-6	W	Columbia
5/14	Arkansas	2-8	L#	Columbia
5/15	Arkansas	16-6	W#	Columbia
5/16	Arkansas	5-13	L#	Columbia
5/19	Mississippi St.	5-7(10)	L*	Birmingham
5/20	Mississippi	0-2	L*	Birmingham

- Southeastern Conference Game
* - Southeastern Conference Tournament Game

2000 (56-10, 25-5 SEC; Runs 537, Opp. 276)

Coach: Ray Tanner

Date	Opponent	Score	WLT	Site
2/4	Charleston So.	13-5	W	Columbia
2/5	Charleston So.	10-2	W	Columbia
2/11	Old Dominion	3-1	W	Charleston
2/12	East Carolina	12-1	W	Charleston
2/13	The Citadel	4-2	W	Charleston
2/18	Delaware St.	19-0	W	Columbia
2/19	Delaware St.	16-1	W	Columbia
2/20	Delaware St.	9-1	W	Columbia
2/22	Campbell	10-2	W	Columbia
2/25	Charleston	4-0	W	Columbia
2/26	Charleston	5-2	W	Columbia
2/27	Charleston	10-3	W	Columbia
3/3	Radford	8-4	W	Columbia
3/4	Radford	7-4	W	Columbia
3/5	Radford	13-1	W	Columbia
3/8	Furman	13-2	W	Columbia
3/10	Auburn	12-6	W#	Auburn
3/11	Auburn	10-9	W#	Auburn
3/12	Auburn	8-7	W#	Auburn
3/14	UNC-Asheville	3-1	W	Columbia

3/17	Florida	5-2	W#	Columbia
3/18	Florida	7-3	W#	Columbia
3/19	Florida	8-17	L#	Columbia
3/22	Wofford	17-2	W	Columbia
3/24	Louisiana St.	6-8	L#	Baton Rouge
3/25	Louisiana St.	6-7	L#	Baton Rouge
3/26	Louisiana St.	9-7	W#	Baton Rouge
3/28	Charleston	4-1	W	Columbia
3/29	Elon	5-7	L	Columbia
3/31	Alabama	4-1	W#	Columbia
4/1	Alabama	2-0	W#	Columbia
4/2	Alabama	3-1	W#	Columbia
4/5	The Citadel	6-5	W	Columbia
4/7	Mississippi St.	1-0	W#	Columbia
4/8	Mississippi St.	4-3	W#	Columbia
4/9	Mississippi St.	7-6 (11)	W#	Columbia
4/12	Clemson	6-3	W	Clemson
4/14	Vanderbilt	14-5	W#	Nashville
4/15	Vanderbilt	2-1	W#	Nashville
4/16	Vanderbilt	7-3	W#	Nashville
4/18	Davidson	15-0	W	Columbia
4/19	Clemson	9-8 (12)	W	Columbia
4/22	Kentucky	15-5	W #	Lexington
4/22	Kentucky	11-10 (10)	W#	Lexington
4/23	Kentucky	18-6	W#	Lexington
4/26	UNC-Asheville	7-3	W	Asheville
4/28	Georgia	9-5	W#	Columbia
4/29	Georgia	7-5	W#	Columbia
4/30	Georgia	9-5	W#	Columbia
5/5	Arkansas	8-2	W#	Fayetteville
5/6	Arkansas	10-11	L#	Fayetteville
5/7	Arkansas	3-9	L#	Fayetteville
5/9	Duke	10-9	W	Durham
5/12	Tennessee	14-3	W#	Columbia
5/13	Tennessee	9-1	W#	Columbia
5/14	Tennessee	11-7	W#	Columbia
5/17	Kentucky	4-6	L*	Birmingham
5/18	Auburn	11-4	W*	Birmingham
5/19	Kentucky	12-5	W*	Birmingham
5/20	Florida	4-12 (8)	L*	Birmingham
5/26	Liberty	6-4	W\$	Columbia
5/27	Wake Forest	6-1	W\$	Columbia
5/28	Wake Forest	8-4	W\$	Columbia
6/2	La.-Lafayette	6-3	W@	Columbia
6/3	La.-Lafayette	1-7	L@	Columbia
6/4	La.-Lafayette	2-3	L@	Columbia

- Southeastern Conference Game
* - Southeastern Conference Tournament Game
\$ - NCAA Regional
@ - NCAA Super Regional

2001 (49-20, 17-13 SEC; Runs 484, Opp. 273)

Coach: Ray Tanner

Date	Opponent	Score	WLT	Site
2/3	Wofford	9-0	W	Columbia
2/4	Wofford	8-0	W	Columbia
2/6	C. Carolina	8-5	W	Columbia
2/9	Va. Comm.	7-2	W	Charleston
2/10	Richmond	4-2	W	Charleston
2/11	Old Dominion	16-3	W	Charleston
2/16	Delaware St.	10-0	W	Columbia
2/17	Delaware St.	7-2	W	Columbia
2/18	Delaware St.	12-2	W	Columbia
2/23	George Mason	9-7	W	Columbia
2/24	George Mason	1-0	W	Columbia
2/25	George Mason	9-1	W	Columbia
3/3	Clemson	21-8	W	Clemson
3/4	Clemson	4-7	L	Columbia
3/7	Furman	4-5	L	Columbia
3/9	Arkansas	16-5	W#	Columbia
3/10	Arkansas	7-4	W#	Columbia
3/11	Arkansas	9-3	W#	Columbia
3/13	Davidson	19-1	W	Columbia
3/14	Butler	1-0	W	Columbia
3/16	Tennessee	6-0	W#	Knoxville
3/17	Tennessee	5-2	L#	Knoxville
3/18	Tennessee	5-3	L#	Knoxville
3/23	Vanderbilt	4-1	W#	Columbia
3/24	Vanderbilt	7-1	W#	Columbia
3/25	Vanderbilt	13-1	W#	Columbia
3/27	Coll. of Charleston	5-3	W	Charleston
3/28	Elon	13-2	W	Columbia
3/30	Alabama	1-12	L#	Tuscaloosa
3/31	Alabama	2-13	L#	Tuscaloosa
4/1	Alabama	5-7	L#	Tuscaloosa
4/4	Furman	8-2	W	Greenville

CAROLINA BASEBALL

4/6	LSU	3-5	L#	Columbia
4/7	LSU	5-12	L#	Columbia
4/8	LSU	4-2	W#	Columbia
4/10	The Citadel	12-7	W	Charleston
4/11	The Citadel	4-2	W	Columbia
4/13	Mississippi St.	6-2	W#	Starkville
4/14	Mississippi St.	3-4	L#	Starkville
4/15	Mississippi St.	7-8	L#	Starkville
4/18	Clemson	9-3	W	Columbia
4/20	Georgia	4-9	L#	Athens
4/21	Georgia	4-5	L#	Athens
4/22	Georgia	6-0	W#	Athens
4/25	Clemson	2-1	W	Clemson
4/27	Auburn	10-9	W#	Columbia
4/28	Auburn	7-4	W#	Columbia
4/29	Auburn	3-5	L#	Columbia
5/1	Wofford	12-3	W	Spartanburg
5/2	Charleston So.	4-3	W	Columbia
5/4	Kentucky	11-0	W#	Columbia
5/5	Kentucky	10-0	W#	Columbia
5/6	Kentucky	12-3	W#	Columbia
5/11	Florida	6-3	W#	Gainesville
5/12	Florida	7-14	L#	Gainesville
5/13	Florida	6-4	W#	Gainesville
5/16	Mississippi St.	1-2	L*	Birmingham
5/17	Auburn	5-4	W*	Birmingham
5/18	Georgia	10-2	W*	Birmingham
5/19	Mississippi St.	7-6	W*	Birmingham
5/19	Mississippi St.	0-1	L*	Birmingham
5/25	The Citadel	16-0	W\$	Columbia
5/26	Central Florida	6-8	L\$	Columbia
5/26	Princeton	11-7	W\$	Columbia
5/27	Central Florida	9-7	W\$	Columbia
5/27	Central Florida	5-2	W\$	Columbia
6/1	Stanford	1-11	L@	Palo Alto
5/2	Stanford	4-3	W@	Palo Alto
5/3	Stanford	2-3	L@	Palo Alto

— Southeastern Conference Game
 * — Southeastern Conference Tournament Game
 \$ — NCAA Regional
 @ — NCAA Super Regional

2002 (57-18, 21-8 SEC; Runs 584, Opp. 371)

Cochair: Ray Tanner

Date	Opponent	Score	WLT	Site
2/8	Charleston So.	11-3	W	Columbia
2/9	Charleston So.	19-1	W	Columbia
2/10	Charleston So.	3-2	W	Columbia
2/15	East Tenn. St.	14-2	W	Columbia
2/16	East Tenn. St.	7-4	W	Columbia
2/17	East Tenn. St.	14-5	W	Columbia
2/22	Va. Comm.	5-3	W	Myrtle Beach
2/23	Georgia Tech	8-3	W	Myrtle Beach
2/24	C. Carolina	11-2	W	Myrtle Beach
3/2	Clemson	7-9	L	Columbia
3/3	Clemson	10-11 (10)	L	Clemson
3/5	UNC Asheville	10-4	W	Columbia
3/6	William & Mary	6-5	W	Columbia
3/8	Seton Hall	5-1	W	Columbia
3/9	Seton Hall	6-2	W	Columbia
3/10	Seton Hall	10-5	W	Columbia
3/12	Purdue	15-2	W	Columbia
3/13	Davidson	15-0	W	Columbia
3/15	Mississippi St.	4-12	L#	Starkville
3/16	Mississippi St.	5-3	W#	Starkville
3/17	Mississippi St.	9-6	W#	Starkville
3/20	Wofford	15-6	W	Columbia
3/22	Florida	2-1	W#	Columbia
3/23	Florida	5-14	L#	Columbia
3/24	Florida	6-4	W#	Columbia
3/27	The Citadel	1-5	L	Charleston
3/29	Alabama	6-10 (13)	L#	Columbia
3/30	Alabama	9-6	W#	Columbia
3/31	Alabama	4-3	W#	Columbia
4/3	Wofford	11-0	W	Columbia
4/5	Arkansas	4-7	L#	Fayetteville
4/6	Arkansas	7-8 (15)	L#	Fayetteville
4/10	The Citadel	2-0	W	Columbia
4/12	Vanderbilt	7-5	W#	Nashville
4/13	Vanderbilt	10-1	W#	Nashville
4/14	Vanderbilt	20-13	W#	Nashville
4/17	Clemson	8-6	W	Clemson
4/19	LSU	8-9	L#	Columbia
4/20	LSU	4-2	W#	Columbia
4/21	LSU	4-3	W#	Columbia
4/24	Clemson	1-4	L#	Columbia
4/26	Kentucky	6-4 (10)	W#	Lexington
4/28	Kentucky	6-4	W#	Lexington

4/28	Kentucky	12-6	W#	Lexington
5/1	Wofford	5-4	W	Spartanburg
5/3	Ole Miss	17-12	W#	Columbia
5/4	Ole Miss	6-4	W#	Columbia
5/5	Ole Miss	2-4	L#	Columbia
5/10	Tennessee	10-6	W#	Columbia
5/11	Tennessee	7-8	L#	Columbia
5/12	Tennessee	5-3	W#	Columbia
5/14	Charleston So.	16-4	W	Charleston
5/15	Furman	14-0	W	Charleston
5/17	Georgia	11-9	W#	Athens
5/18	Georgia	12-4	W#	Athens
5/19	Georgia	4-2	W#	Athens
5/22	Arkansas	10-1	W*	Birmingham
5/23	LSU	3-8	L*	Birmingham
5/24	Arkansas	6-2	W*	Birmingham
5/25	LSU	10-8	W*	Birmingham
5/25	LSU	5-4	W*	Birmingham
5/26	Alabama	2-6	L*	Birmingham
5/31	Va. Comm.	6-3	W\$	Columbia
6/1	North Carolina	9-6	W\$	Columbia
6/2	North Carolina	4-8	L\$	Columbia
6/2	North Carolina	3-1	W\$	Columbia
6/7	Miami (Fla.)	10-7	W@	Columbia
6/8	Miami (Fla.)	2-5	L@	Columbia
6/9	Miami (Fla.)	6-4	W@	Columbia
6/14	Georgia Tech	0-11	L%	Omaha
6/16	Nebraska	10-8	W%	Omaha
6/18	Georgia Tech	9-5	W%	Omaha
6/19	Clemson	12-4	W%	Omaha
6/21	Clemson	10-2	W%	Omaha
6/22	Texas	6-12	L%	Omaha

— Southeastern Conference Game
 * — Southeastern Conference Tournament Game
 \$ — NCAA Regional
 @ — NCAA Super Regional
 % — College World Series

2003 (45-22, 19-11 SEC; Runs 437, Opp. 268)

Cochair: Ray Tanner

Date	Opponent	Score	WLT	Site
2/7	Charleston So.	9-7	W	Columbia
2/8	Charleston So.	5-8	L	Columbia
2/9	Charleston So.	11-2	W	Columbia
2/14	James Madison	7-6 (10)	W	Charleston
2/15	Old Dominion	10-3	W	Charleston
2/19	The Citadel	7-5	W	Charleston
2/21	Duquesne	12-2	W	Columbia
2/22	Duquesne	7-5	W	Columbia
2/23	Duquesne	9-0	W	Columbia
3/1	Clemson	0-8	L	Clemson
3/2	Clemson	6-4	W	Columbia
3/4	Gardner Webb	11-1	W	Columbia
3/5	Furman	9-2	W	Columbia
3/7	Radford	4-5	L	Columbia
3/8	Radford	7-1	W	Columbia
3/9	Radford	5-1	W	Columbia
3/12	W. Carolina	5-2	W	Columbia
3/14	Arkansas	7-2	W#	Columbia
3/16	Arkansas	1-2 (7)	L#	Columbia
3/16	Arkansas	1-4 (7)	L#	Columbia
3/19	Wofford	29-4 (7)	W	Columbia
3/21	Tennessee	0-3	L#	Knoxville
3/22	Tennessee	2-4	L#	Knoxville
3/23	Tennessee	6-10	L#	Knoxville
3/26	Furman	5-7	L	Greenville
3/28	Vanderbilt	2-0	W#	Columbia
3/29	Vanderbilt	11-7	W#	Columbia
3/30	Vanderbilt	8-3	W#	Columbia
4/2	Clemson	2-4	L	Columbia
4/4	LSU	1-5	L#	Baton Rouge
4/5	LSU	8-5	W#	Baton Rouge
4/6	LSU	4-12	L#	Baton Rouge
4/9	Clemson	2-4	L	Clemson
4/11	Florida	9-4	W#	Gainesville
4/12	Florida	10-2	W#	Gainesville
4/13	Florida	4-13	L#	Gainesville
4/16	Wofford	7-1	W	Columbia
4/19	Mississippi St.	4-3	W#	Columbia
4/19	Mississippi St.	2-1	W#	Columbia
4/20	Mississippi St.	1-2	L#	Columbia
4/22	UNC Asheville	1-1	W	Columbia
4/23	Davidson	13-4	W	Columbia
4/25	Ole Miss	5-6	L#	Oxford
4/26	Ole Miss	13-2	W#	Oxford
4/27	Ole Miss	0-2	L#	Oxford
4/30	Wofford	23-2	W	Spartanburg
5/2	Kentucky	5-4	W#	Columbia

5/3	Kentucky	7-2	W#	Columbia
5/4	Kentucky	5-0	W#	Columbia
5/9	Alabama	2-1	W#	Tuscaloosa
5/10	Alabama	9-6	W#	Tuscaloosa
5/11	Alabama	5-1	W#	Tuscaloosa
5/14	The Citadel	4-7	L	Columbia
5/16	Georgia	5-2	W#	Columbia
5/17	Georgia	14-2	W#	Columbia
5/18	Georgia	5-2	W#	Columbia
5/22	Alabama	7-9	L*	Birmingham
5/23	Vanderbilt	3-2	W*	Birmingham
5/24	Auburn	1-5	L*	Birmingham
5/30	East Carolina	4-0	W\$	Atlanta
5/31	Stetson	7-2	W\$	Atlanta
6/1	Stetson	9-3	W\$	Atlanta
6/6	North Carolina	5-4	W@	Columbia
6/7	North Carolina	14-4	W@	Columbia
6/13	Stanford	0-8	L%	Omaha
6/15	LSU	11-10	W%	Omaha
6/17	Stanford	6-13	L%	Omaha

— Southeastern Conference Game
 * — Southeastern Conference Tournament Game
 \$ — NCAA Regional
 @ — NCAA Super Regional
 % — College World Series

2004 (53-17, 17-13 SEC; Runs 492, Opp. 270)

Cochair: Ray Tanner

Date	Opponent	Score	WLT	Site
2/13	Charleston So.	9-7	W	Columbia
2/14	Charleston So.	38-0	W	Columbia
2/15	Charleston So.	3-0	W	Columbia
2/20	UNC Wilmington	7-4	W	Columbia
2/21	UNC Wilmington	20-3	W	Columbia
2/22	UNC Wilmington	12-0	W	Columbia
2/28	Duquesne	20-2	W	Columbia
2/28	Radford	11-0 (7)	W	Columbia
2/29	George Mason	5-0	W	Columbia
3/3	Furman	7-4	W	Columbia
3/6	Clemson	5-2	W	Columbia
3/7	Clemson	8-7 (10)	W	Clemson
3/9	Yale	6-1	W	Columbia
3/10	Yale	9-2	W	Columbia
3/12	Delaware State	4-2	W	Columbia
3/13	Delaware State	7-0	W	Columbia
3/14	Delaware State	16-3	W	Columbia
3/16	Davidson	10-1	W	Columbia
3/19	LSU	3-6 (11)	L#	Columbia
3/20	LSU	12-5	W#	Columbia
3/21	LSU	7-12	L#	Columbia
3/23	Wofford	12-1	W	Spartanburg
3/26	Arkansas	3-5	L#	Fayetteville
3/27	Arkansas	4-5	L#	Fayetteville
3/28	Arkansas	10-2	W#	Fayetteville
4/2	Vanderbilt	2-6	L#	Nashville
4/3	Vanderbilt	6-3	W#	Nashville
4/4	Vanderbilt	10-4	W#	Nashville
4/7	Clemson	4-9	L	Clemson
4/9	Florida	5-4 (10)	W#	Columbia
4/10	Florida	8-9	L#	Columbia
4/11	Florida	7-6 (10)	W#	Columbia
4/14	Clemson	5-13	L	Columbia
4/16	Kentucky	3-6	L#	Lexington
4/17	Kentucky	6-11	L#	Lexington
4/18	Kentucky	5-3	W#	Lexington
4/21	The Citadel	5-2	W	Columbia
4/23	Alabama	6-3	W#	Columbia
4/24	Alabama	4-7	L#	Columbia
4/25	Alabama	1-0 (10)	W#	Columbia
4/28	Wofford	3-0	W	Columbia
4/30	Ole Miss	7-3	W#	Columbia
5/1	Ole Miss	1-6	L#	Columbia
5/2	Ole Miss	3-0	W#	Columbia
5/7	Auburn	9-12	L#	Auburn
5/8	Auburn	3-1	W#	Auburn
5/9	Auburn	12-11	W#	Auburn
5/11	North Carolina	9-4	W	Ft. Mill
5/12	The Citadel	6-1 (10)	W	Charleston
5/14	Tennessee	2-1	W#	Columbia
5/15	Tennessee	2-0	W#	Columbia
5/16	Tennessee	12-8	W#	Columbia
5/19	Wofford	5-3	W	Columbia
5/21	Georgia	1-5	L#	Athens
5/22	Georgia	4-6	L#	Athens
5/23	Georgia	8-2	W#	Athens
5/26	Ole Miss	7-6 (10)	W*	Birmingham
5/27	Tennessee	5-1	W*	Birmingham
5/29	Arkansas	3-2	W*	Birmingham

CAROLINA BASEBALL

5/30	Vanderbilt	3-2	W*	Birmingham
6/4	The Citadel	12-4	W\$	Columbia
6/5	North Carolina	5-2	W\$	Columbia
6/6	North Carolina	7-6	W\$	Columbia
6/12	East Carolina	4-2	W@	Columbia
6/13	East Carolina	5-3	W@	Columbia
6/19	Cal St.Fullerton	0-3	L%	Omaha
6/21	LSU	15-4	W%	Omaha
6/22	Miami (Fla.)	15-11	W%	Omaha
6/23	Cal St.Fullerton	5-3	W%	Omaha
6/24	Cal St.Fullerton	0-4	L%	Omaha

— Southeastern Conference Game
 * — Southeastern Conference Tournament Game
 \$ — NCAA Regional
 @ — NCAA Super Regional
 % — College World Series

2005 (41-23, 16-14 SEC; Runs 404, Opp. 274)

Coach: Ray Tanner

Date	Opponent	Score	WLT	Site
2/11	Longwood	5-1	W	Columbia
2/12	Longwood	4-1	W	Columbia
2/13	Longwood	13-3	W	Columbia
2/18	Radford	20-0	W	Columbia
2/19	Radford	16-4	W	Columbia
2/20	Radford	7-4	W	Columbia
2/25	Niagara	8-3	W	Columbia
2/26	Niagara	19-1	W	Columbia
2/27	Niagara	13-1	W	Columbia
3/2	Wofford	13-1	W	Columbia
3/4	Pepperdine	5-7	L	Minneapolis
3/5	Minnesota	13-6	W	Minneapolis
3/6	New Orleans	9-3	W	Minneapolis
3/9	Charleston So.	1-0	W	Columbia
3/12	Clemson	6-3	W	Clemson
3/13	Clemson	6-5	W	Columbia
3/15	Wofford	6-2	W	Spartanburg
3/18	Arkansas	1-9	L#	Columbia
3/19	Arkansas	12-3	W#	Columbia
3/20	Arkansas	3-5	L#	Columbia
3/23	Davidson	10-1	W	Columbia
3/25	Florida	2-0	W#	Gainesville
3/26	Florida	3-7	L#	Gainesville
3/27	Florida	1-6	L#	Gainesville
3/29	Brown	7-2	W	Columbia
3/30	The Citadel	4-2	W	Charleston
4/1	Georgia	7-5	W#	Columbia
4/2	Georgia	17-2	W#	Columbia
4/3	Georgia	6-1	W#	Columbia
4/6	The Citadel	9-4	W	Columbia
4/8	LSU	3-1	W#	Baton Rouge
4/9	LSU	5-1	W#	Baton Rouge
4/10	LSU	7-5	W#	Baton Rouge
4/13	Clemson	2-12	L	Clemson
4/15	Vanderbilt	3-11	L#	Columbia
4/16	Vanderbilt	1-2	L#	Columbia
4/17	Vanderbilt	7-4	W#	Columbia
4/20	Clemson	5-7	L	Columbia
4/22	Alabama	4-6	L#	Tuscaloosa
4/23	Alabama	4-10	L#	Tuscaloosa
4/24	Alabama	5-2	W#	Tuscaloosa
4/29	Auburn	1-4	L#	Columbia
4/30	Auburn	3-2	W#	Columbia
5/1	Auburn	8-7	W#	Columbia
5/4	Furman	2-6	L	Greenville
5/6	Tennessee	2-3	L#	Knoxville
5/7	Tennessee	5-6 (10)	L#	Knoxville
5/8	Tennessee	5-11	L#	Knoxville
5/10	Wofford	12-0 (7)	W	Columbia
5/11	Furman	5-11	L	Columbia
5/13	Ole Miss	2-0	W#	Oxford
5/14	Ole Miss	2-7	L#	Oxford
5/15	Ole Miss	4-8	L#	Oxford
5/20	Kentucky	9-7	W#	Columbia
5/21	Kentucky	12-9	W#	Columbia
5/22	Kentucky	12-1	W#	Columbia
5/25	Tennessee	12-2	W*	Birmingham
5/26	Mississippi St.	2-6	L*	Birmingham
5/27	Tennessee	1-4	L*	Birmingham
6/3	Michigan	6-5	W\$	Atlanta
6/4	Georgia Tech	2-10	L\$	Atlanta
6/5	Michigan	4-3	W\$	Atlanta
6/5	Georgia Tech	8-3	W\$	Atlanta
6/6	Georgia Tech	0-5	L\$	Atlanta


— Southeastern Conference Game
 * — Southeastern Conference Tournament Game
 \$ — NCAA Regional

2006 (41-25, 15-15 SEC; Runs 487, Opp. 343)

Coach: Ray Tanner

Date	Opponent	Score	WLT	Site
2/10	Elon	5-4 (11)	W	Columbia
2/11	Elon	1-2	L	Columbia
2/12	Elon	8-3	W	Columbia
2/17	Radford	7-0	W	Columbia
2/18	Radford	5-2	W	Columbia
2/19	Radford	2-0	W	Columbia
2/24	Duquesne	15-0	W	Columbia
2/26	Duquesne	6-3	W	Columbia
2/26	Duquesne	12-4	W	Columbia
3/4	Clemson	6-3	W	Columbia
3/5	Clemson	4-6	L	Clemson
3/7	William & Mary	8-1	W	Columbia
3/10	Quinnipiac	10-4	W	Columbia
3/11	Quinnipiac	12-0	W	Columbia
3/12	Quinnipiac	9-2	W	Columbia
3/14	Davidson	9-2	W	Columbia
3/15	Yale	8-2	W	Columbia
3/17	Auburn	12-8 (12)	W#	Auburn
3/18	Auburn	7-3	W#	Auburn
3/19	Auburn	1-7	L#	Auburn
3/21	Charleston So.	6-3	W	Columbia
3/22	Furman	11-3	W	Columbia
3/24	Florida	4-1	W#	Columbia
3/25	Florida	6-5	W#	Columbia
3/26	Florida	21-4	W#	Columbia
3/28	Wofford	13-1	W	Columbia
3/31	LSU	12-2	W#	Baton Rouge
4/1	LSU	18-4	W#	Baton Rouge
4/2	LSU	2-1	W#	Baton Rouge
4/5	Clemson	2-3	L	Columbia
4/7	Alabama	7-6 (11)	W#	Columbia
4/9	Alabama	6-8 (7)	L#	Columbia
4/9	Alabama	1-6 (7)	L#	Columbia
4/12	Clemson	5-10	L	Clemson
4/14	Ole Miss	1-0	W#	Columbia
4/15	Ole Miss	6-3	W#	Columbia
4/16	Ole Miss	6-11	L#	Columbia
4/19	The Citadel	11-2	W	Columbia
4/21	Kentucky	9-10 (11)	L#	Lexington
4/22	Kentucky	12-15	L#	Lexington
4/23	Kentucky	9-12	L#	Lexington
4/28	Mississippi St.	11-5	W#	Columbia
4/29	Mississippi St.	2-7	L#	Columbia
4/30	Mississippi St.	9-7 (11)	W#	Columbia
5/3	Wofford	8-9 (13)	L	Spartanburg
5/5	Georgia	4-8	L#	Athens
5/6	Georgia	5-7	L#	Athens
5/7	Georgia	4-7	L#	Athens
5/9	The Citadel	12-3	W	Columbia
5/12	Tennessee	4-5	L#	Columbia
5/13	Tennessee	7-8	L#	Columbia
5/14	Tennessee	9-2	W#	Columbia
5/16	Furman	15-12	W	Greenville
5/18	Vanderbilt	7-8	L#	Nashville
5/19	Vanderbilt	6-10	L#	Nashville
5/20	Vanderbilt	6-3	W#	Nashville
5/24	Kentucky	4-2	W*	Birmingham
5/25	Vanderbilt	1-11 (7)	L*	Birmingham
5/26	Georgia	10-16	L*	Birmingham
6/3	Evansville	4-2	W\$	Charlottesville
6/3	Virginia	8-2	W\$	Charlottesville
6/4	Evansville	5-15	L\$	Charlottesville
6/5	Evansville	5-1	W\$	Charlottesville
6/10	Georgia	15-6	W@	Athens
6/11	Georgia	5-11	L@	Athens
6/12	Georgia	6-11	L@	Athens

— Southeastern Conference Game
 * — Southeastern Conference Tournament Game
 \$ — NCAA Regional
 @ — NCAA Super Regional



Alabama Crimson Tide

Series Record: 20-21

Runs: Alabama 237, South Carolina 201

1973	Alabama.....	1-0
	South Carolina.....	6-0
1986	South Carolina.....	5-3*
	Alabama.....	8-7*
1989	Alabama.....	12-5
1990	Alabama.....	6-4
1994	Alabama.....	8-4
	South Carolina.....	10-0
	South Carolina.....	3-2
1995	Alabama.....	9-2
	South Carolina.....	12-5
	Alabama.....	5-4
1998	South Carolina.....	3-1
	Alabama.....	11-0
	South Carolina.....	11-10 (10)
1999	Alabama.....	13-8
	Alabama.....	14-5
	South Carolina.....	12-4
2000	South Carolina.....	4-1
	South Carolina.....	2-0
	South Carolina.....	3-1
2001	Alabama.....	12-1
	Alabama.....	13-2
	Alabama.....	7-5
2002	Alabama.....	10-6 (13)
	South Carolina.....	9-6
	South Carolina.....	4-3
	Alabama.....	6-2#
2003	South Carolina.....	2-1
	South Carolina.....	9-6
	South Carolina.....	5-1
	Alabama.....	9-7#
2004	South Carolina.....	6-3
	Alabama.....	7-4
	South Carolina.....	1-0 (10)
2005	Alabama.....	6-4
	Alabama.....	10-4
	South Carolina.....	5-2
2006	South Carolina.....	7-6 (11)
	Alabama.....	8-6 (7)
	Alabama.....	6-1 (7)

SEC Tournament

* NCAA Regional

Arkansas Razorbacks

Series Record: 18-22

Runs: South Carolina 285, Arkansas 265

1985	Arkansas.....	1-0 (14)*
1992	Arkansas.....	8-3
	Arkansas.....	7-2
	South Carolina.....	20-11
	Arkansas.....	8-6#
	South Carolina.....	9-5#
1993	South Carolina.....	18-11
	South Carolina.....	8-1
	South Carolina.....	5-3
1996	Arkansas.....	8-1
	Arkansas.....	2-1
	South Carolina.....	13-2
1997	Arkansas.....	11-8
	South Carolina.....	14-9
	Arkansas.....	30-7
1998	Arkansas.....	11-1
	Arkansas.....	17-16 (7)
1999	Arkansas.....	8-2
	South Carolina.....	16-6
	Arkansas.....	13-5
2000	South Carolina.....	8-2
	Arkansas.....	11-10
	Arkansas.....	9-3
2001	South Carolina.....	16-5
	South Carolina.....	7-4
	South Carolina.....	9-3
2002	Arkansas.....	7-4
	Arkansas.....	8-7(15)
	South Carolina.....	10-1#
	South Carolina.....	6-2#
2003	South Carolina.....	7-2
	Arkansas.....	2-1(7)
	Arkansas.....	4-1 (7)
2004	Arkansas.....	5-3
	Arkansas.....	5-4
	South Carolina.....	10-2
	South Carolina.....	3-2#
2005	Arkansas.....	9-1
	South Carolina.....	12-3
	Arkansas.....	5-3

* College World Series

SEC Tournament

Auburn Tigers

Series Record: 25-15

Runs: South Carolina 258, Auburn 253

1927	Auburn.....	11-2
	South Carolina.....	8-4
1928	Auburn.....	6-3
	Auburn.....	9-2
1992	Auburn.....	4-1
	Auburn.....	3-2
	Auburn.....	6-0
1993	South Carolina.....	6-5
	South Carolina.....	5-4
	South Carolina.....	7-1
1996	Auburn.....	11-10
	South Carolina.....	10-9
	Auburn.....	15-8
1997	South Carolina.....	17-3
	Auburn.....	10-6
	Auburn.....	21-6
1998	South Carolina.....	6-2
	South Carolina.....	7-6
	South Carolina.....	11-5 (10)
1999	South Carolina.....	5-4
	South Carolina.....	11-6
	South Carolina.....	2-1
2000	South Carolina.....	12-6
	South Carolina.....	10-9
	South Carolina.....	8-7
	South Carolina.....	11-4#
2001	South Carolina.....	10-9
	South Carolina.....	7-4
	Auburn.....	5-3
	South Carolina.....	5-4#
2003	Auburn.....	5-1#
2004	Auburn.....	12-9
	South Carolina.....	3-1
	South Carolina.....	12-11
2005	Auburn.....	4-1
	South Carolina.....	3-2
	South Carolina.....	8-7
2006	South Carolina.....	12-8 (12)
	South Carolina.....	7-3
	Auburn.....	7-1

SEC Tournament

CAROLINA BASEBALL

Florida Gators

Series Record: 28-21

Runs: South Carolina 296, Florida 291

1919	South Carolina	5-3
	South Carolina	6-4
1992	South Carolina	4-2
	South Carolina	4-3
	Florida	10-7
	South Carolina	11-4#
1993	Florida	5-0
	South Carolina	11-7
	South Carolina	7-1
1994	Florida	5-3
	Florida	6-5 (10)
	South Carolina	6-3 (15)
1995	South Carolina	7-5
	South Carolina	7-5
	South Carolina	8-7
1996	Florida	7-4
	Florida	12-2
	Florida	13-6
1997	Florida	8-5
	Florida	5-1
	Florida	2-1
1998	Florida	7-1
	South Carolina	17-2
	South Carolina	9-3
1999	South Carolina	16-14
	Florida	8-4
	Florida	5-4
2000	South Carolina	5-2
	South Carolina	7-3
	Florida	17-8
	Florida	12-4#
2001	South Carolina	6-3
	Florida	14-7
	South Carolina	6-4
2002	South Carolina	2-1
	Florida	14-5
	South Carolina	6-4
2003	South Carolina	9-4
	South Carolina	10-2
	Florida	13-4
2004	South Carolina	5-4 (10)
	Florida	9-8
	South Carolina	7-6 (10)
2005	South Carolina	2-0
	Florida	7-3
	Florida	6-1
2006	South Carolina	4-1
	South Carolina	6-5
	South Carolina	21-4

#SEC Tournament

Georgia Bulldogs

Series Record: 47-42

Runs: South Carolina 534, Georgia 481

1899	Georgia	11-10
1902	South Carolina	6-4
1910	Georgia	4-3
	Georgia	1-0
1928	Georgia	10-0
	Georgia	5-3
1929	Georgia	10-6
	Georgia	8-3
1932	Georgia	4-1
	South Carolina	7-3
1939	South Carolina	11-1
	Georgia	10-1
	South Carolina	13-6
1946	Georgia	19-3
	Georgia	12-8
1949	South Carolina	4-3
1950	Georgia	8-3
	Georgia	5-3 (10)
1954	South Carolina	4-3
	Georgia	9-1
1955	South Carolina	5-4
	Georgia	3-1
1967	South Carolina	5-0*
1968	South Carolina	3-2 (17)
1969	Georgia	5-1
1970	Georgia	3-2 (11)
1975	South Carolina	2-1
	South Carolina	6-0
1976	South Carolina	7-0
	South Carolina	4-0
1977	South Carolina	8-2
1985	Georgia	7-0
	South Carolina	3-1
1988	Georgia	5-1
	South Carolina	8-1
1989	South Carolina	6-1
1991	Georgia	7-3
	South Carolina	1-0
1992	Georgia	5-4
	South Carolina	8-3
	South Carolina	16-12
1993	Georgia	5-2
	South Carolina	4-1
	South Carolina	8-0
	Georgia	3-1#
1994	Georgia	8-7
	South Carolina	24-12
	Georgia	8-4
1995	Georgia	7-0
	South Carolina	8-2
	Georgia	9-8
1996	South Carolina	11-1
	Georgia	7-2
	South Carolina	15-14
1997	South Carolina	14-10
	Georgia	17-5
	South Carolina	6-4
1998	South Carolina	14-4
	Georgia	3-1
	South Carolina	8-2
1999	Georgia	8-1
	Georgia	10-5
	South Carolina	9-7
2000	South Carolina	9-5
	South Carolina	7-5
	South Carolina	9-7
2001	Georgia	9-4
	Georgia	5-4
	South Carolina	6-0
	South Carolina	10-2#
2002	South Carolina	11-9
	South Carolina	12-4
	South Carolina	4-2
2003	South Carolina	5-2
	South Carolina	14-2
	South Carolina	5-2
2004	Georgia	5-1
	Georgia	6-4
	South Carolina	8-2
2005	South Carolina	7-5
	South Carolina	17-2
	South Carolina	6-1
2006	Georgia	8-4
	Georgia	7-5
	Georgia	7-4
	Georgia#	16-10
	South Carolina\$	15-6
	Georgia\$	11-5
	Georgia%	11-6

* No Hit Game
SEC Tournament
NCAA Super Regional

Kentucky Wildcats


Series Record: 31-24

Runs: South Carolina 419, Kentucky 326

1959	Kentucky	12-7
	South Carolina	2-1
1964	South Carolina	9-6
1967	South Carolina	4-0
1977	South Carolina	14-5
1992	South Carolina	11-4
	South Carolina	4-3
	South Carolina	16-5
1993	South Carolina	3-1
	Kentucky	4-2
	South Carolina	10-8
1994	Kentucky	2-0
	South Carolina	9-8
	Kentucky	4-2
	Kentucky	6-5#
1995	South Carolina	4-3 (10)
	Kentucky	12-10
	Kentucky	22-11
	Kentucky	6-2#
1996	Kentucky	8-3
	Kentucky	6-1
	Kentucky	4-2
1997	Kentucky	7-5
	South Carolina	12-5
	Kentucky	5-0
1998	Kentucky	8-7 (11)
	Kentucky	15-14 (10)
	South Carolina	17-6
1999	Kentucky	11-10 (11)
	Kentucky	5-4 (7)
	Kentucky	7-4 (7)
2000	South Carolina	15-5
	South Carolina	11-10 (10)
	South Carolina	18-6
	Kentucky	6-4%
	South Carolina	12-5%
2001	South Carolina	11-0
	South Carolina	10-0
	South Carolina	12-3
2002	South Carolina	6-4
	South Carolina	6-4
	South Carolina	12-6
2003	South Carolina	5-4
	South Carolina	7-2
	South Carolina	5-0
2004	Kentucky	6-3
	Kentucky	11-6
	South Carolina	5-3
2005	South Carolina	9-7
	South Carolina	12-9
	South Carolina	12-1
2006	Kentucky	10-9 (11)
	Kentucky	15-12
	Kentucky	12-9
	South Carolina%	4-2

% SEC Tournament

#SEC Eastern Division Tournament



LSU Tigers

Series Record: 18-21-1

Runs: LSU 243, South Carolina 225

1992	Louisiana State	4-1
	Louisiana State	3-1
	Louisiana State	5-0
	Louisiana State	6-3#
1993	Louisiana State	10-3
	Louisiana State	6-1
	Tie	9-9 (10)
1996	Louisiana State	15-2
	South Carolina	2-0
	Louisiana State	4-2
1997	Louisiana State	9-8
	South Carolina	8-7
	Louisiana State	11-10(7)
1998	Louisiana State	6-0#
2000	Louisiana State	8-6
	Louisiana State	7-6
	South Carolina	9-7
2001	Louisiana State	5-3
	Louisiana State	12-5
	South Carolina	4-2
2002	Louisiana State	9-8
	South Carolina	4-2
	South Carolina	4-3
	Louisiana State	8-3#
	South Carolina	10-8#
	South Carolina	5-4#
2003	Louisiana State	5-1
	South Carolina	8-5
	Louisiana State	12-4
	South Carolina	11-10*
2004	Louisiana State	6-3 (11)
	South Carolina	12-5
	Louisiana State	12-7
	South Carolina	15-4*
2005	South Carolina	3-1
	South Carolina	5-1
	South Carolina	7-5
2006	South Carolina	12-2
	South Carolina	18-4
	South Carolina	2-1

* College World Series
SEC Tournament

Mississippi Rebels

Series Record: 22-13

Runs: South Carolina 242, Mississippi 192

1994	Mississippi	7-4
	Mississippi	12-1
	South Carolina	5-2
1995	Mississippi	5-1
	South Carolina	6-5
	Mississippi	20-3
1996	South Carolina	17-1
	South Carolina	17-11
	South Carolina	22-12
1997	South Carolina	10-2
	South Carolina	13-6
	South Carolina	16-4
1998	South Carolina	10-8
	South Carolina	4-2
	South Carolina	9-7
1999	South Carolina	5-3
	South Carolina	8-2
	Mississippi	9-7
	Mississippi	2-0#
2002	South Carolina	17-12
	South Carolina	6-4
	Mississippi	4-2
2003	Mississippi	6-5
	South Carolina	13-2
	Mississippi	2-0
2004	South Carolina	7-3
	Mississippi	6-1
	South Carolina	3-0
	South Carolina	7-6 (10)*
2005	South Carolina	2-0
	Mississippi	7-2
	Mississippi	8-4
2006	South Carolina	1-0
	South Carolina	6-3
	Mississippi	11-6

#SEC Tournament

Mississippi State Bulldogs

Series Record: 22-21

Runs: Mississippi State 248, South Carolina 217

1981	South Carolina	6-5*
1984	South Carolina	4-1+
	Mississippi State	18-9+
1994	South Carolina	5-0
	Mississippi State	6-4
	South Carolina	7-2
1995	South Carolina	6-1
	Mississippi State	3-2
	South Carolina	7-3
1996	South Carolina	5-2
	Mississippi State	17-5
	South Carolina	6-5
1997	Mississippi State	6-3
	South Carolina	8-5
	Mississippi State	11-8
	Mississippi State	12-9#
1998	Mississippi State	16-0
	Mississippi State	10-4
	South Carolina	6-2 (8)
	Mississippi State	9-8#
1999	Mississippi State	13-0
	South Carolina	4-3
	Mississippi State	7-6
	Mississippi State	7-5#
2000	South Carolina	1-0
	South Carolina	4-3
	South Carolina	7-6 (11)
2001	South Carolina	6-2
	Mississippi State	4-3
	Mississippi State	8-7
	Mississippi State	2-1#
	South Carolina	7-6#
	Mississippi State	1-0#
2002	Mississippi State	12-4
	South Carolina	5-3
	South Carolina	9-6
2003	South Carolina	4-3
	South Carolina	2-1
	Mississippi State	2-1
2005	Mississippi State	6-2#
2006	South Carolina	11-5
	Mississippi State	7-2
	South Carolina	9-7 (11)

SEC Tournament
*College World Series
+NCAA Regional

CAROLINA BASEBALL

Tennessee Volunteers

Series Record: 34-30

Runs: South Carolina 380, Tennessee 353

1912	South Carolina	3-1
	South Carolina	5-3
	Tennessee	6-4
1916	South Carolina	4-1
	Tennessee	9-5
1971	South Carolina	7-6(10)
	Tennessee	9-5
1972	South Carolina	4-3
1977	South Carolina	7-2
1978	South Carolina	14-4
	South Carolina	11-6
1980	South Carolina	15-0
1981	South Carolina	7-4
1983	South Carolina	17-8
1992	Tennessee	18-12
	South Carolina	6-5
	South Carolina	14-3
1993	Tennessee	9-3
	South Carolina	4-3
	Tennessee	5-3
1994	Tennessee	15-0
	Tennessee	9-1
	Tennessee	10-3
	Tennessee	8-1#
1995	South Carolina	12-6
	Tennessee	15-7
	Tennessee	5-1
	Tennessee	8-0#
1996	Tennessee	10-3
	South Carolina	11-10
	South Carolina	3-2
1997	Tennessee	7-3
	Tennessee	10-7
	South Carolina	12-3
1998	South Carolina	9-8
	Tennessee	7-4
	South Carolina	4-3
1999	South Carolina	3-2
	Tennessee	4-3
	South Carolina	5-4 (14)
2000	South Carolina	14-3
	South Carolina	9-1
	South Carolina	11-7
2001	South Carolina	6-0
	Tennessee	5-2
	Tennessee	5-3
2002	South Carolina	10-6
	Tennessee	8-7
	South Carolina	5-3
2003	Tennessee	3-0
	Tennessee	4-2
	Tennessee	10-6
2004	South Carolina	2-1
	South Carolina	2-0
	South Carolina	12-8
	South Carolina	5-1*
2005	Tennessee	3-2
	Tennessee	6-5
	Tennessee	11-5
	South Carolina	12-2*
	Tennessee	4-1*
2006	Tennessee	5-4
	Tennessee	8-7
	South Carolina	9-2

SEC Eastern Division Tournament

* SEC Tournament

Vanderbilt Commodores

Series Record: 38-12

Runs: South Carolina 407, Vanderbilt 254

1992	South Carolina	21-1
	South Carolina	7-5
	South Carolina	18-7
	South Carolina	14-1*
1993	South Carolina	6-1
	South Carolina	4-0
	Vanderbilt	8-7
	Vanderbilt	11-7@
1994	South Carolina	8-6
	South Carolina	16-6
	South Carolina	9-7
1995	South Carolina	4-3
	South Carolina	9-2
	Vanderbilt	3-0
1996	Vanderbilt	10-6
	Vanderbilt	16-10
	South Carolina	8-7
1997	Vanderbilt	15-9
	South Carolina	7-5
	South Carolina	10-9
1998	South Carolina	20-4
	South Carolina	4-3
	South Carolina	14-5
1999	South Carolina	15-8
	South Carolina	12-2
	South Carolina	3-2
2000	South Carolina	14-5
	South Carolina	2-1
	South Carolina	7-3
2001	South Carolina	4-1
	South Carolina	7-1
	South Carolina	13-1
2002	South Carolina	7-5
	South Carolina	10-1
	South Carolina	20-13
2003	South Carolina	2-0
	South Carolina	11-7
	South Carolina	8-3
	South Carolina	3-2*
2004	Vanderbilt	6-2
	South Carolina	6-3
	South Carolina	10-4
	South Carolina	3-2*
2005	Vanderbilt	11-3
	Vanderbilt	2-1
	South Carolina	7-4
2006	Vanderbilt	8-7
	Vanderbilt	10-6
	South Carolina	6-3
	Vanderbilt*	11-1 (7)

*SEC Tournament

@SEC Eastern Division Tournament

All-Time Record

vs. SEC Foes

Team	Record.	First / Last Played
Alabama	20-21	1973 / 2006
Arkansas	18-22	1985 / 2005
Auburn	25-15	1927 / 2006
Florida	28-21	1919 / 2006
Georgia	47-22	1896 / 2006
Kentucky	31-24	1959 / 2006
Louisiana State	18-21-1	1992 / 2006
Mississippi	21-13	1994 / 2006
Mississippi State	22-21	1981 / 2006
Tennessee	34-30	1912 / 2006
Vanderbilt	38-12	1992 / 2006
Totals	302-242-1 (.555)	

All-Time Record vs. SEC Foes Since USC Has Been In The SEC

Team	Record.	First / Last Played
Alabama	18-16	1994 / 2006
Arkansas	18-21	1992 / 2005
Auburn	21-12	1992 / 2006
Florida	24-20	1992 / 2006
Georgia	27-21	1992 / 2006
Kentucky	26-21	1992 / 2006
Louisiana State	18-21-1	1992 / 2006
Mississippi	21-13	1994 / 2006
Mississippi State	20-19	1994 / 2006
Tennessee	23-27	1992 / 2006
Vanderbilt	38-12	1992 / 2006
Totals	254-203-1 (.556)	

Includes All Games



CAROLINA BASEBALL

A • A • A

Abbott, Lawrence 1935
 Adams, Brian 1994-1995
 Adams, Chris 1991-92
 Adams, Eddie 1978
 Adams, John 2004
 Adams, Mike 1990-91
 Adams, Milton 1913-14-15-16
 Adams, Pat 1921-24-25
 Adams, Red 1925-26-28
 Adams, Tiger 1944-45
 Adkins, Adrian 1988
 Adler, Tony 2001-02
 Aiken, J. H. 1902-03-04
 Aleffer, Al 1944
 Aldrich, Charlie 1985-86-87
 Allen, Gus 1919
 Allen, Gus 1949-50-51
 Allen, Neil 1943
 Alexander, Clay 1934-35-36
 Alexander, Wilson 1947
 Alvarez 1915-16
 Anderson, Billy (Butch) 1968-69-70-71
 Anderson, Kent 1982-83-84
 Anderson, Walker 1949-50
 Andrews, Red 1946-47
 Angiolini, Tim 1998-99
 Arbinger, Jason 1996
 Ashton 1906
 Askins, Hal 1935
 Atwood, Will 2006
 Aycock, Calhoun 1941

B • B • B

Babel, Jeb 1981-82
 Badolato, Jim 1993-94
 Bailey, Scott 1986-87-88
 Baker 1923
 Baker, Jared 1990-91-92
 Baksh, Ray 1993-94-95
 Barber, Scott 1998-99-2000
 Barfield, Howard 1970-71
 Bargiacchi, Fred 1948
 Barkley, Rick 1972-73
 Barksdale, Bruce 1914-15-16
 Barksdale, Carl 1911
 Barnett, Al 1964-65
 Barns, Jeff 1985-86-87
 Baroody, Mac 1997
 Barron, C. H. 1899
 Barron, Red 1925
 Bascuas, Ernie 2000
 Bass, Earl 1972-74-75
 Bates, Jeff 1917
 Bates, Nick 1999
 Bauer, Peter 1998-99-2000
 Baxter, Dick 1938-39-40
 Baynham, Brett 1978-79-80-81
 Beall, Julian 1930
 Beall, Ted 1918
 Beam, George 1970-71-72-73
 Beamon, Nick 1987
 Beatson, Brian 1987-88-89-90
 Beaumont, Chuck 1995
 Belk, Jukey 1922-23
 Bell, Gary 2001-02
 Belser, Irvine 1909-10
 Belser, J.E. 1901-02-03-04
 Belser, Richie Hugh 1905-06-07-08
 Bennett, T.J. 1900
 Berlin, Henry 1947-49

Bernstein, Russ 1944
 Berry, A.L. 1897-99
 Beverly, Forrest 2003-05-06
 Biernat, Joe 1992-93
 Blackmon, Bill 1944
 Blackwell, Chad 2004
 Blair, Horace 1933-34-35
 Blair, Roy 1931-32-33
 Bledsoe, Ross 1980
 Blewett 1903-05
 Blount, Alston 1920
 Blume, Bill 1944-45
 Boatwright, W.H. 1924
 Boatwright, Mark 1979-80
 Boineau, Ed (Bru) 1930-31
 Boley, Steve 1984-85-86
 Bolton, Eddie 1969-70
 Bondurant, Steven 2000-01-02-03
 Bono, Chris 2001
 Boozer 1912-13
 Bordenick, Ryan 1995-96-97-98
 Bouknight, Kip 1998-99-2000-01
 Boulware, Herbert 1906
 Bowen 1918
 Boyd, Bill 1926-27
 Boyle, Chris 1981-82-83-84
 Boylston, Donnie 1925
 Brabham, P.E. 1925
 Brainard, Roger 1987-88
 Branham, Donnie 1971-72-73-75
 Bravo, Rico 1999-2000-02-03
 Bray, Steven 1997
 Brazell, Carl 1953-54-55
 Brems, Dutch 1945
 Brice, J. 1897
 Brice, Tom 1923
 Bricker, Mike 1987-88-89-90
 Bridges, Bobby 1959
 Brigham, Bill 1930-31
 Brockington, Paul 1938-39-40
 Brogdon, Clint 1934-35-36
 Brooker, A.H. 1897-98-99-1900
 Brooker, L.C. 1903-04-05
 Brooker, N.W. 1897
 Brooker, R.F. 1899
 Brooks, David 1996
 Broome, Stephen 2003
 Brotherton, Howard 1965
 Brown, Ansel (Jackie) 1970
 Brown, Bill 1936
 Brown, Charles 1907
 Brown, Chris 2005-06
 Brown, Chuck 1935
 Brown, George 1917
 Brown, Hardin 1987-88-89
 Brown, John Willis 1934-35-36
 Brown, Kyle 2006
 Brown, Roger 1959-60-61
 Brown, Sheldon 2001
 Browning, Buck 1916-17
 Bryant, Bobby 1965-66-67
 Buckner, Billy 2004
 Bullock, Red 1921
 Burgess, Lee 1987
 Burke, Kevin 1982
 Burke, Sam 1926-27
 Burkhalter, L.L. 1897
 Burney, Will 1907
 Burns, John 1937-38-39
 Burns, L. 1906
 Buscher, Brian 2002-03
 Byrd, Francis 1919
 Byrd, Sam 1947

C • C • C

Cafe', Sadry 2003
 Calcutt 1922
 Caldwell, Buddy 1968-69-70-71
 Calvert, Mark 1980-81-82-83
 Camp, Bill 1948-49-50-51
 Campbell, Matt 2002-03-04
 Campbell, Michael 2003-04-05-06
 Cardwell, Joe 1988-89
 Cargill, Doug 1966
 Carlos, Jay 1997
 Carpenter, Pete 1971-72
 Carraway, Rod 1980-81
 Carroll 1909
 Carter, Chris 2001
 Carter, Garrett 1985-86-87-88
 Cartwright, George 1908
 Carwile, R.E. 1899-1900-01
 Cash, Bill 1967-68-69
 Cash, David 2004
 Caskey, Mike 1954
 Causey, Toots 1924-25
 Chakales, Jamie 1975-76-77-78
 Chambliss, John Paul 1965
 Chandler, C. 1917
 Chandler, Dick 1916-17
 Chandler, S.R. 1920
 Chandler, Walter 1927-28-29
 Chastain, Billy 1989
 Chester, Eddie 1965-66-67
 Childs, L.D. 1901-02
 Chinnes, Lloyd 1948-49-50
 Choate, Drew 1971-72-73-74
 Christopher, Reggie 1963-64
 Churchich, Jeff 1985-86
 Churchwell, Donnie 1969-70-71
 Cisco, Mike 2006
 Claffey, Joe 1945
 Clark, G.T. 1946
 Clark, L.N. (Monk) 1927-28
 Clark, Tom 1950
 Clarke, Sumpter 1915-16-17-18
 Clary, Ed 1937-38-39
 Clary, Wilburn 1935-36-37
 Clay 1903-05
 Cogburn, W.C. (Red) 1901-02-04
 Coker, Donald 1955
 Coker, Robby 1983-84
 Coleman, John 1962-63-64
 Collins, Clint 1998-99-2000
 Commander 1908
 Conrad 1918
 Clemmons 1920
 Cloyd 1920
 Cook, Mike 1983-84-85
 Cook, Steve 1975-76
 Cooley, John 1954-55-56
 Cooper, Bill 1927-28-29
 Cooper, W.A. 1900
 Cope, Alfred (Whitey) 1938
 Corigliano, Pete 1968-69
 Corley, Dave 1963-64-65
 Correll, Ernie 1931-32-33
 Couch, Jack 1946-47-48-49
 Coutlangus, Jon 2002-03
 Covington 1911
 Cox, Jimmy 1952-53-54
 Cox, Tommy 1945-46
 Craig, Jim 1957-58-59
 Crapps, Ronnie 1976-77-78-79
 Crawford, George 1940-41
 Crawford, Quincy 1947

Cribb, Keith 1947-48-49
 Crisp, Andrew 2006
 Cromer, Burke 1989-90-91-92
 Cromer, D.T. 1990-91-92
 Cromer, Mike 1974-75
 Cromer, Tripp 1987-88-89
 Cross, Bob 1955-56
 Cruse, Andrew 2005-06
 Curl, Jim 1978-79-80-81
 Currie, Brian 1985-86-87
 Curry, Mike 1996-97-98

D • D • D

Danner, Matt 1997-98
 Darnell, James 2006
 Datin, Joe 1985-86
 Davis, 1918
 Davis, Bundy 1908
 Davis, C.F. 1900-01-02-03
 Davis, John 1906-07-08
 DeBoer, Rob 1991-92-93-94
 Dees, Brennan 2000
 Demario, Angelo 1941
 Desportes, U.G. 1908
 Destino, Frank 1958
 Dezenzo, Mike 1992-93-94-95
 Diaz, Chris 1993-94-95
 Dick, Anthony 1923
 Dickert, L.C. 1925
 Dickson, 1903-04-05
 Dietz, Emmett 1952
 Disher, Phil 2005-06
 Donald, Cliff 2002-03-04-05
 Donald, Jerry 1957-58
 Donelan, Bill 1930
 Dour, Craig 1994-95-96-97
 Driver, Everett 1945-46
 DuBose, Pierce 1912
 DuBose, Theodore 1906
 Duckett, Fred 1951-52-53
 Duckworth 1917
 Dunham, Earl 1941-42-43
 Dunlap, Dinnie 1964-65
 Durham, Earl (Big) 1937-38
 Durham, Lit 1937
 Dusenbury, Barney 1948-49
 Duval 1903-04
 Dyson, Trey 1999-2000-01-02

E • E • E

Eaddy, 1925
 Eargle, Guy (Bugsy) 1968
 Earhart, Griff 1959-60-61
 Easterling, Jeff 1992-93
 Edens, H.H. (Hap) 1929-30-31
 Edens, Welsner 1913-14
 Edmunds, Harry 1895-96-97
 Edwards, Brian 1961
 Edwards, Ray 1929
 Edwards, Sean 1993-94
 Edwards, Van 1937
 Edwins 1921
 Ellenburg, Bob 1959-60
 Ellerbe, Frank 1953-54-55-56
 Elzey 1916
 Elliott, Roger 1964
 Ellis, Fred 1936
 Epps, George 1960-61-62
 Erbaugh, Larry 1969-70-71-72
 Erwin 1923
 Evans, J.G. 1899

CAROLINA BASEBALL

Evans, Ray 1917-18-19-20
 Evans, Les 1964-65-66
 Evans, Rocky 2002
 Evans, Ronnie 1967-68
 Evans, Sean 1991
 Evans, Steve 1921
 Evatt, Red 1940
 Everett, Adam 1997-98

F • F • F

Fair 1908
 Fair, Mike 1966-67-68
 Faircloth, Grady 1950-51
 Fant, John 1903-04-05
 Farnsworth, John 1961-62-63
 Farotto, Alex 2006
 Farr, Jim 1926-27-28
 Farquharson, Etienne 1979-80
 Fears 1944
 Felder, William 1900-01-02
 Fetner, Red 1944-45
 Fetner, Ted 1962-63
 Fillingim, Van Earl 1941-42
 Finley, Art 1981-82-83
 Fisher, Jim 1949-50
 Fisher, Pete 1983-84
 Fisher, Ward 1956-57
 Fleming, Jim 1973-74-75-76
 Fletcher, Jason 2004-05
 Flowers 1915-16
 Floyd, Haynie 1951-52
 Floyd, Michael 2001
 Floyd, Terry 1968-69
 Ford, Eddie 1972-73-74
 Fort 1914
 Foster 1930
 Fountain, Dick 1945-46
 Fox, Neil 1981-82-83-84
 Foxworth, W.H. 1910
 Fraser, Jimmy 1951-52
 Frick, Buddy 1955
 Friddle, Joey 2005
 Frierson, Bill 1956
 Frye, Jerry: 1959
 Fulmer, Ronnie 1969-70-71
 Funderburke, Marion 1958

G • G • G

Gaalema, Hal 1978-79
 Gage, T.M. 1912
 Galloway, Bennett 1993-94
 Gambrell, John 1971-72-73-74
 Gant 1903-05
 Gardiner, Nick 2003-04
 Garland, H.C. 1907
 George, Mel 1942
 Gibbes, James 1906-07-08
 Gibson, Claude 1908-09-10
 Gibson, J. Heyward 1903-05
 Gibson, Thomas 1909-10
 Giesler, Neil 2005-06
 Gilland, Dan 1904-05
 Gilland, Luke 1900-01-02-03
 Gilray, Chris 1988
 Gleason, H.H. (Whitey) 1944
 Gmitter, Joe 1989-90
 Goddard, Craig 1988-89
 Godshall, Lefty 1926-27-28
 Gonce, Garris 2001-02
 Good, Jim 1935-36-37
 Goodlake, E.E. 1945

Gordon, Don 1980-81-82
 Graham, Albert 1924
 Gramling, Johnny 1952
 Grant 1914
 Grantz, Jeff 1973-74-75-76
 Grasso, Eddie 1961-62
 Graydon, Clint 1910
 Graydon, William 1914
 Green, Charles 1913-14
 Greenfield, Bob 1939-40
 Greenwood, Jared 2002-03
 Gregg, Davy 2003-04-05
 Gregory, John 2003-04-05-06
 Greiner, Hoke 1962-63-64
 Gresham, 1909
 Gressette, Marion 1921-22-23
 Gressette, Tatum 1922
 Grich, Rich 1963-64-65
 Griner, Joe 1945
 Grinestaff, Robbie 2006
 Gronkiewicz, Lee 1999-2000-01
 Gross, J. 1927
 Groves, Roger 1959-60
 Grugan, Joe 1939-40-41
 Gugino, Mark 1992-93-94
 Gunter, Guy 1901-02-03-04

H • H • H

Hadden, Randy 1999
 Hagan, Harold (Bo) 1947-49-50
 Hagood 1918
 Halsall, Walter (Mouse) 1943
 Hambright, Fred 1932-33-34
 Hamilton, Harry 1933-34
 Hamlin 1906
 Hancock, Garry 1975
 Hardee, Joey 1987
 Hardwick, Sean 1990-91-92
 Harley, Bill 1930-31-32
 Harper, Charles 1909-10
 Harris, J.B. 1899
 Harris, Justin 2002-03
 Harrison, Dean 1991
 Harrison, Skimp 1942-43
 Harvey, Brantley 1920-21
 Harvin, Will (Red) 1947
 Harwas, Oliver 1996
 Hatcher, Wade 1982-84
 Havens, Reese 2006
 Havird, Oliver 1909-10
 Haynie, Jason 1993-94-95-96
 Heckle, Billy 1971-72
 Heise, Harvey 1981-82-83-84
 Hempy, Arik 2004-05-?
 Henderson, Dana 1933-34-35
 Henderson, E.H. 1907
 Hendon 1944
 Henson, J.B. (Pinhead) 1937-39-40
 Henson, Lucian 1937-38-39
 Herbert 1909
 Hernandez, Chris 2002-03
 Hernandez, Larry 1982-83
 Heyward, Barnwell 1905-06-07
 Heyward, Daniel 1914
 Hicks, N.B. (Swetto) 1930-31-32
 Hightower, Etienne 1996-97
 Hill, Eddie 1970-71-72-73
 Hilliard, Alan 1970-71-72-73
 Hinkel, John 1974-75-76-77
 Hinson, Kevin 1993-94
 Hoff, Eddie 1997-98
 Hofferth, Tom 1952-53-54

Holland, Bill 1922-23-24
 Holler, Ed (Punky) 1961-62
 Holliday, Carlyle 1941-42
 Hollins, Dave 1985-86-87
 Hollins, Paul 1978-79-80-81
 Honeycutt, Harris 2004-06
 Horton, Ernest 1915-16-17
 Horton, Tack 1921
 Hoshour, Chad 1996-97
 Houston, Phil 1969-70-71-72
 Howell, Pepper 1946
 Hoxit, Truman 1940-41-42
 Hucks, Brian 1994-95-96
 Hughes, R.O. 1955
 Hughes, Tex 1945
 Hunt, Jarred 1999
 Hurst, Cheyne 2006
 Hutchens, Hal 1976-77-78-79
 Hyman, Waldo 1941-42
 Hymson, June 1939-40-41

I • I • I

Iller, Wes 1995
 Ingram, Bill 1949
 Insana, Jim 1976
 Irby, Pierce 1905-06-07

J • J • J

Jackson, A.P. 1925-27
 James, Bernard 1935-36-37
 James, Charles (Foots) 1945
 James, William 1908
 Janowicz, Nate 1999-2000
 Jarrett, Jim 1953-54-55-56
 Jasciewicz, Alex 1924
 Jeffcoat, Bryon 1998-99-2000-01
 Jeffords, Bill 1923-24-25-26
 Jeffords, Jeff 2005-06
 Jenkins, Bill 1931-32-33
 Jenkins, Glenn 1984-85
 Jenkins, Lewis 1985-86
 Jewell, Larry 1955-56-57
 Jodie, Brett 1996-97-98
 Johnson, Allen 1973-74
 Johnson, Dietrich 1994
 Johnson, Jerry 1963-64
 Johnson, Joe 1943
 Johnson, Mike 1971-72-73-74
 Johnson, Randy 1994
 Johnson, Roy 1936
 Johnston, Joe 1948-49
 Jones, Curtis 1957-58-59
 Jones, Demos 1951
 Jones, Dempsey 1906-07-08
 Jones, Dempsey 1950
 Jones, George 1958
 Jones, John 1962-63
 Jones, Marty 1998
 Jones, R. 1909
 Jones, T. 1910-11
 Jones, Tommy 1969-70
 Jones, Wallie 1967-68-69
 Jonson, Greg 1977-78-79-80
 Jordan, Wade 2003
 Joye, Steve 1966
 Joyner 1929


K • K • K

Kalmbach, Lynn 1936-37
 Kanian, Leonard 1940-41

Keatley, Greg 1975-76
 Kears, Faber 1923
 Keels, Bo 1929-30-31
 Kelly, Bill 1963
 Kelly, Tripp 1998-99-2000-01
 Kennedy, Dean 1990-91
 Kern, Bob 1920-21-22-23
 Kerr, Robert 1915
 Ketchum, Dave 1956-57-58
 Killian, Keith 1982-83-84-85
 Kimrey, Bill 1975
 Kincaid, James (Blackie) 1950-54
 King, Adron 1949
 King, Benton 1951
 King, David 1973
 King, Steve 1973-75-76-77
 King, Tommy 2004-05
 Kirby, Bryan 1997
 Kirkman 1926
 Kirven, Kay 1942-43
 Kish, Bobby 1979-80-81
 Kish, Mark 1976-77-78-79
 Kite, Red 1945
 Kleinknecht, Bob 1970-71-72-73
 Kline, Trent 2006
 Klugh, W.B. 1910
 Kneece, J.J. (Country) 1934-35-36
 Knox, Frankie 1962-63
 Knox, Mic 1998-99
 Kohn, August 1918-19
 Kolbert, Steve 1992-93
 Kondro, Brett 1998-99
 Korinek, Kurt 1982
 Kraly, Steve 1979
 Kucharski, Joe 1980-81-82
 Kuldell, Curley 1944

L • L • L

Laing, Pat 1969
 Lalor, Conor 2003-05-06
 Lamar, Billy 1926-27-28
 Lamb, Ronnie 1964-65
 Lambert, Andy 2005-06
 Lambert, Jay 1998-99
 Lambert, Scott 1985-86
 Lambright 1920
 LaMotte, Bill 1964-65-66
 Latorre, John (Lip) 1951
 Lance, Gary 1969-70
 Land, Joe 1968-69-70
 Lane, Pete 1947
 Laney 1895
 Landrum, Bill 1978-80
 Landry, Joe 1978-79
 Laneham, Pat 1945
 Lansford, Jimmy 1961-62-63
 Langston, Dan 1912-13-14-15
 Langston, John 1919-20-21-22
 Langston, L.A. 1914-15
 Lassonde, Pat 1971-72
 Lattimore, Bill 1950
 Laval, Buddy 1930-31
 Lavigne, Ray 1974-75
 Lawhorne, Ernie 1943
 Lawler, Brian 1989-90-91-92
 Lawton 1917
 Lawrimore, J.B. 1957-58
 Lee, Buddy 1954-55
 Lee, Ricky 1980
 Leech, Jose,ph 1915
 LeHeup, Andy 1973-74-75
 Leitner, John 1941-42



CAROLINA

BASEBALL

LETTERWINNERS

Lillard, Joe 1924-25
 Lillo, Phil 1987-88
 Link, Wally 1944
 Little, D. 1899
 Littlejohn, J.N. 1900
 Livornese, Tony 1969-70
 Long, Charlie 1947
 Long, J.C. 1924-25
 Long, Johnny 1977-78
 Lowery, Rob 1980-81
 Lowry, Billy 1938-39-40
 Lubert, Dennis 1979-80-81-82
 Luckstone, Tom 1972-73-74-75
 Luczak, Dan 2006
 Lyles, Jimmy 1944-45
 Lynch, Doug 1986-87
 Lynch, Ed 1974-75-76-77
 Lyon, Jack 1938

M • M • M

Mack, Derrick 1989
 Mack, James 1911
 Mackie, Scott 1982-83-84-85
 MacLane, Tommy 2001
 Magan, Bill 1961
 Magin, Ray 1944-45
 Mahoney, Ryan 2004-05
 Major 1919
 Makar, Craig 1990
 Malone, A.W. 1900
 Malloy, T.W. 1903-04
 Mapes, Mark 1995-96
 Marchbanks, David 2001-02-03
 Marquardt, John 1978-79
 Marsh, Brent 2005
 Martin, Charlie 1915-16
 Martin, Drew 2006
 Martin, W.C. 1903-05
 Martz, Randy 1977
 Mason 1895
 Mason 1905
 Marzullo, Arnie 1969
 Matusek, Frank 1973-74
 Mauro, Bob 1966-67-68
 Mayes 1905
 Maynard, Wally 1992-93-94-95
 McAndrew, Jovi 1989-90
 McBeth, Marcus 1999-2000-01
 McCamie, Zac 2004-05
 McCarthy, Joe 1980-81
 McCarty, Tim 2005
 McCathern, Jack 1962-63-64
 McCord, Toy 1967-68
 McCrady, Shack 1932
 McCravy, Capers 1937-38
 McCutchen, Thomas 1895
 McCutchen, Will 1899
 McDaniel, Trey 2003
 McDonald, Josh 2005
 McDougall, Allie 1932-33
 McGee, Mike 1989-90
 McGhee, John 1899
 McGowan, M. 1912
 McGowan, Bill 1912-13
 McGuire, Mike 1992-93
 McHenry, John 2000
 McKay, Douglas 1903-05
 McLaurin, C.H. 1897
 McLean, Chuck 1974-75-76-77
 McMichael, Loveard 1964-65-66
 McMillan, Mark 1983
 McMillan, Tom 1909-10-11-12-13

McSween 1911-12
 McTeer 1914
 Meade, Pete 1986-87
 Medlin, Wallie 1967-68
 Melillo, Kevin 2002-03-04
 Menhart, Dave 1986-87-88
 Messemer, Ray 1978
 Metts, Arthur (Reddy) 1910-11-12-13
 Metzger, John 1989-90
 Meyer, Drew 2000-01-02
 Meyer, Frankie 1924
 Mikell, P.V. 1897
 Mills, John 1911-12-13-14
 Mills, Muddy 1940
 Miller 1921
 Miller, Billy 1925-26-27
 Miller, Billy 1942-43
 Miller, Bobby 1984-85
 Mirando, Al 1960
 Mirmow, Eddie 1919
 Mitchell, Allen 1985-86
 Mitchell, Jack 1950-51
 Mixon, Tom 1976-78
 Mobley, Bo 2000
 Moise 1901
 Molnar, Gene 1953-54
 Montgomery, C 1895
 Moody, Tommy 1970-71-72
 Moore, Bobby 1964
 Moore, Brent 1994-95-96-97
 Moore, J. Ott 1910-11-12
 Moore, Paul 1903-05
 Moorman 1895
 Morgan, Dan 1959
 Morhardt, Greg 1982-83-84
 Morris, Bill 1993-94
 Morris, Jeff 1985-86
 Moseley 1924
 Moseley, Dick 1963-64-65
 Mosser, Rob 1990-91-92-93
 Munn, John 1933-34-35
 Murphy, Bart 1977-78
 Murrell, Dave 1965
 Myers, Donnie 1965

N • N • N

Nelson, Mark 1985-86-87-88
 Nelson, Shane 1999-2000
 Ness, Richard 1976-77-78-79
 Newhouse, Casey 1995
 Newman, Everett 1959-60-61
 Newman, T.H. 1946
 Newton, F.C. 1916
 Nichols, Lee 1989
 Nicholson, Don 1944
 Nidiffer, Buddy 1956-57-58
 Noble, Bob 1944-45
 Nolan, Hubert 1927-28-29
 Norman, Chris 1984
 Norrell, Carroll 1957-58-59
 Northcutt, Bobby 1964-65
 Norton, Leon 1956-57-58

O • O • O

O'Bryan 1901
 Oglesby, R.C. 1912
 Ottinger 1944
 Oliver, Gene 1903-04-05
 Ouzts, Bill 1931-32-33
 Ouzts, Kenneth 1934
 Owens, Sam 1910-11-12-13

P • P • P

Pace, Scott 1992-93-94
 Pacitti, Gregg 1995
 Pack, Brandon 2000
 Padgett, Dean 1947
 Pankovits, Jim 1974-75-76
 Paris, Steve 1970
 Parker 1895
 Parker 1918
 Parker, Bruce 1984
 Parks, Hank 2003-04
 Parler, J.D. 1923-24
 Parmenter, Gary 1983
 Parnell, Jeff 1990-91-92-93
 Parone, Harry 1946-47-48-49
 Parrish, R.L. 1899
 Parrish, Robbie 1974-75-76-77
 Partyka, Frank 1966-67-68
 Patrone, Joe 1939-40-41
 Paxton, Ian 2005-06
 Pearce, Steve 2004-05
 Pearsall, J.J. 1993-94-95
 Pelham, C.P. 1899-1900
 Pelzer, Wynn 2005-06
 Perozo, Rex 1984-85
 Perrin, Lewis 1906-07-08
 Perrin, W.B. 1908-09
 Perritt, Olin 1913
 Perry, Mac 1965
 Peters, Pete 1922-23
 Peters, Yaron 2001-02
 Petoskey, Billy 1970-71-72
 Petty, Archie 1939
 Phillips, Ashley 1939
 Phillips, Keith 1944-45
 Pickett, Bayard 1943
 Pinkerton, Jim 1946-47-48-49
 Pittman, Jack 1965
 Plaxico, Arthur 1914-15
 Plamman, George 1944
 Player, Roy 1941-42
 Plexico, Jeremy 2000
 Plummer, Chris 2000-01
 Poe, Adam 1997-98-99
 Poliakoff, Matthew 1932
 Polk, Riley 1985-86
 Pomar, Jason 1996-97-98-99
 Pope, Kyle 2002
 Porter, Jimmie 1919-20-21-22-23
 Porter, Jimmie 1929-30-31
 Posey, Sammy (Rube) 1905
 Poston 1925
 Poston, Jamie 1997-98-99-2000
 Powell, Landon 2001-02-03-04
 Pratt, Rich 1990-91-92-93
 Price, Brett 1999-2000-01
 Price, Larry 1982-83-84-85
 Pridgen, Bill 1952
 Proctor, Louis 1947
 Pudlock, Bruce 1970-71-72-73
 Purdy, Leonard 1923
 Pyne, Mark 1987

Q • Q • Q

Quick, Melvin 1959-60

R • R • R

Radar, Kirby 1949-50
 Ramsey, Bob 1957-58

Rast, Ed 1954
 Ratledge, Jonathan 2006
 Ravan, Steve 1965-66
 Rawl, Aaron 2002-03-04-05
 Rawl, Otis 1951-52-53
 Ready, Roger 1949
 Reames, Jay 1994
 Reaves, H.A. 1925-26-27
 Reece, Cleon 1957-58-59
 Reed, Casey 1983-84-85-86
 Reed, Richard 1904-05
 Reeves, Dan 1964
 Reeves, Zach 2003-04
 Reid, Buzzy 1966
 Reinhold, Steven 2004-05
 Reitmeier, Billy 1967-68-69
 Rembert, Henry 1906-07-08-09
 Repsher, Don 1974-75-76-77
 Reynolds, Jason 1995
 Reynolds, Tommy 1932-33
 Reynolds, Tommy 1959
 Rhame, Bebe 1949-50
 Rhame, Lee 1923-24
 Rhea, Ken 1962-63
 Rhino, Tim 1982
 Rhoden, Graham 1939-40-41
 Richards, James P. 1920-21-22
 Richards, "Liberty Hill" 1914-15
 Richards, Porter 1931-32
 Richardson, Roger 1983
 Richbourg, J.A. 1897
 Richey, Rodney 1986-87
 Riddle, Matt 2000-01-02-03
 Rickett, Sandy 1989-90
 Riddick, Mark 1982
 Riggins, Lefty 1926-28-29
 Rinehart, Rob 1984-85
 Rios, Marcos 1999-2000
 Ripley, Rip 1946
 Ritch, Paul 1927-28
 Rivers, Dean 1948-49
 Rizzuto, Phil 1976
 Robbins, Bob 1933-34
 Roberts, Brian 1999
 Roberts, Johnny 1945
 Robinson, Bobby 1960-61-62
 Robinson, Gene 1938-39-40
 Robinson, Melvin(Bo) 1970-71-72-73
 Rodgers, Randy 1978-79
 Rogers, Bill 1925-26-27
 Rogers, Bobby 1949-50-51
 Rogers, Chandler 1927-28
 Rogers, John (Jeep) 1942
 Rogers, Robby 1972-73-74
 Rollings, Bob 1967
 Rollins, Allen 1931
 Rollins, Heath 2004
 Roof, Jimmy 1957-58-59
 Rose, Ted 1993-94
 Roskie, Ken 1941-42
 Ross, Craig, 1993-94
 Ross, Jason 2002
 Rountree, Brian 1988-89
 Rudisill, Bill 1913-14
 Rudisill, Fred 1914
 Rudolph, Chuck 1944-45-46
 Ruehr, Fred 1902
 Ruff, Laney 1961-62-63
 Rush, George 1990-91
 Rushing, Greg 1994-95

CAROLINA BASEBALL

S • S • S

Saccone, Michael 1996
 Sadler 1911
 Salley, Kenneth 1926-27-28
 Sanders, Country 1921-22-23
 Sawyer, Clint 1985-86
 Scarpa, Dan 1965-66-67
 Schacte 1916
 Scott 1927
 Scott, Aaron 1978-79
 Scott, Mitchell 1947-48-50
 Scott, Scotty 1926-27-28
 Seaborn, Cole 1916-17-18-20
 Seaton, Tim 2002-03
 Seoane, Charlie 1988
 Seiderman, S.C. (Si) 1926
 Sexton, Patrick 1996-98
 Shand, Monroe 1900
 Shaw 1943
 Shaw, H.B. 1910
 Shea, Jimmy 1954
 Shea, Walt 1948-49-50-51
 Sheltich 1925
 Shepherd, Jerry 1991-92
 Sherer, Frank 1947-48-49-50
 Shore, Bunky 1956-58-60
 Shuler, John 1913-14
 Shull, Ken 1972-73-74
 Siau, Dan 1986
 Sikes, Eddie 1930-31
 Simmons, John 1981
 Simpson, Charles 1906-07-08-09
 Simpson, F.W. 1910
 Simrill, Frank 1916-17
 Sims, Chad 1989
 Sims, Cy 1915-16-17
 Sims, Lana 1916-17-18
 Siopes, Mike 1987-88
 Sisk, Mike 1972-74
 Sizemore, W.C. 1920
 Skalangya, Johnny 1944-45-46
 Skinner, Rube 1919
 Small, David 1974-75-76-77
 Small, Hank 1972-73-74-75
 Small, Martin 1979-80-81
 Smith, 1915
 Smith, Bobby 1924-25-26
 Smith, Bobby 1961-62
 Smith, Claude 1911-12
 Smith, D.J. 2004
 Smith Demetric 1999-2002-03
 Smith, Hyde 1919
 Smith, Jimbo 1968-69-70
 Smith, Larry 1951
 Smith, Lewis 1907-08-09
 Smith, Sydney 1902-03
 Smith, Thomas 1928-29-30
 Smoak, Justin 2006
 Smyth, Dave 1986-87
 Snipes 1916
 Snipes, Rock 1922-23-24
 Snoddy, Fred 1943-47
 Songini, Mike 1987-88
 Spahr 1896
 Spahr, H.L. 1900-01-02
 Speer, Tyler 1997
 Spigner, Chris 1999-2000-01-02
 Spires, Tony 1988-89
 Spotts, Al 1952-53-54
 St. Laurent, Jim 1983-84
 Stamey, Craig 1987-88

Stamper, John 2001
 Stanley, Don 1968-69-70
 Stanley, Mark 2003-04-05
 Stanton, Eric 1996-97-98
 Stark, Marcus 1941-42
 Stegall, Randy 1994-95
 Stein, Andy 1990-91
 Stephens, Billy 1951-52
 Stephens, Charles (Rusty) 1949
 Stephenson, Charlie 1948-49-50-51
 Stoddard, Bob 1927-28-29
 Stoddard, Hugh 1929-30
 Stokes, Ernie 1935
 Stokes, Johnny 1950-51-52
 Stokes, Pete 1956-57-58
 Stokes, Stacy 1991-92-93-94
 Stokes, Tom 1990-91
 Stone, Jerry 1960
 Stoney, A. Burnet 1914-15
 Stoops, Jim 1992-93-94-95
 Streicher, Rob 1996-97
 Strickland, Mickey 1960
 Strong, Scotty 1995
 Stroud, Heber (Rock) 1938-39-40
 Sullivan, John 1981-82-83-84
 Suttle, A.B. 1944
 Swindell, Jeff 1982
 Swink, Marion 1924-25-26
 Swink, William 1925-26-27-28
 Swygert, Bud 1959-60-61
 Swygert, John 1906
 Sykes, John 1947-48-49-50
 Szakacsi, John (Cy) 1948-49-50
 Szejbka, Ryan 1994-95-96-97

T • T • T

Tabor, Lewis 1936-37-38
 Tarrer, Bill 1955
 Tarrer, E.T. 1899
 Tarter, Mike 1991-92-93-94
 Tate, Bruce 1941-45-46
 Taylor, Blake 2001-02
 Taylor, Bo 1983-85
 Taylor, George 1895-96-97
 Taylor, Keith 1979-80
 Taylor, Mark 1986-87-88
 Taylor, Walter 1906
 Teal, Isom 1922
 Tedards, J. 1906
 Thaw, Jamey 1980-81-82
 Theusen, Dick 1955-56-58
 Thomas, Scott 1974-75-76-77
 Thomas, Skeets 1988-89-90
 Thomas, Steve 2000-01-02
 Thompson 1924
 Thompson 1944
 Thompson, Matt 1996-97
 Thompson, Randy 1991-92
 Thrasher, Bill 1944-45
 Threhouse, Matt 1989-91-92-93
 Timmons, Herbert 1920
 Tindall, Bob 1945
 Toalson, Mike 1976-77-78
 Todd, Brandon 2006
 Tolleson, Steven 2003-04-05
 Tolman, Adam 2002
 Tomlin, Don 1935-36-37
 Tompkins, Bennie 1933
 Tompkins, Freddie 1933
 Tonelli, Joe 1964-65-66
 Toney, C.L. 1917
 Townsend 1911

Townsend, Scott 1963
 Traynham, Tom 1963
 Triplett, Bryan 2003-04
 Trippett, Bogan 1908-09-10
 Trusheim, D.C. 1944
 Tucker, Chase 2006
 Tufenkjian, Otto 1964-65
 Tunstall, Heyward 1952-53-54-55
 Tunstall, Howard 1952-53-54-55
 Turnball, W.C.R. 1899
 Turner, Damarious 1995
 Twitty, Jeff 1978-79
 Tyler, Guy 1925

U • U • U

Underwood, Bobby 1987-88
 Urbanciz, Don 1968-69
 Urquhart, Derick 1995-96-97-98
 Usher, Jimmy 1958

V • V • V

Valdes-Fauli, Shawn 2006
 Van Bever, Mark 1975-76-77
 Vanderhook Cory 2005
 Vaughan, Archie 1930-31-32
 Vaughn, James (Dinky) 1936
 Verner, Jim 1897-98-99
 Vollmer, Robby 1979-80-81
 Von Kolnitz, Alfred (Fritz) 1912-13

W • W • W

Waddill, Cornelius 1900-01-02
 Walker 1905
 Walker 1915
 Walker, Matt 1999
 Wallace, Chisholm 1921-22-23
 Walling, Dave 1940
 Walters, Brandon 1996-97
 Ward, Greg 1972-73-74-75
 Ward, Herb 1967
 Waring, Bob 1916-17-18
 Waring, Clark 1916-17-19
 Waring, George 1915
 Waring, Wingate 1909-10-11
 Waters 1916-17
 Watkins, Brad 1996
 Watkins, William 1906
 Watson 1905
 Watson, Herbert 1932-34
 Watson, Rob 1994-95-96-97
 Watson, Roy 1934-35-36
 Watts, John 1910-11-12-13
 Way, Granville 1945-46-47
 Webster 1922-24-26
 Webster, Allie 1895-96-97
 Weil, Scott 1996-97
 Welch, Kenny 1988-89
 Welch, Ty 1989-90
 Wells 1915
 Wells, Rube 1951
 Werner, Mike 1982-83
 Wesley, John 2000-02
 Wessinger 1918
 Tolman, Adam 2002
 West, Steve 1988
 Westbrook, Price (Wes) 1978-79
 Whetstone, Steven 1999-2000-01-02
 Whaley 1915
 Whatley, Lee 1986-87
 Wheeler, Joe 1921-22-23-24
 White, Brandon 2005

White, Derek 1982-83-84-85
 White, Guy 1944-45
 White, Lou 1929
 White, Mack 1991-92-93-94
 Whitener, W.C. (Chip) 1911
 Whitfield, Jake 1997
 Whittaker, Tim 1998-1999-2000-01
 Wideman, James 1910-11
 Wilds, Samuel 1903-05-06
 Willard, Jon 2005-06
 Willcox, White 1903-04-05
 Williams, Ben Joe 1937-38-39
 Williams, Brian 1988-89-90
 Williams, Charley 1961-62-63
 Williams, Joe 1937
 Williams, Tom 1977-78-79-80
 Williamson, Hook 1934-35-36
 Willis, Runt 1946-47
 Willman, Dave 1989-90-91-92
 Wilson 1903
 Wilson, A. 1920
 Wilson, Matt 1998-2000-01-02
 Wilson, Phillip 1982-83
 Wilson, Raymond 1920
 Wilson, Roger (Red) 1947-49
 Wilson, William (Mookie) 1977
 Wimberly, Bob 1926-27-28
 Windus, Mike 1927-28-29
 Winn, Brendan 2004-05
 Withers, H.H. 1900
 Witt, Tray 1987-88-89
 Wohrman Bill 1953-54-55
 Wojcicki, Larry 1971-72-73-74
 Wolf 1912
 Wolf, Grayson 1932-33-34
 Wolfe, Bill 1917-18
 Wolfe, Oliver 1937-38-39
 Womack, Larry 1966-67-68
 Worthington, Al 1973
 Wyche, Cyril 1908-10
 Wyche, Grant 1911

Y • Y • Y

Yancey, Hogan 1900-01
 Yonce, Walker 1933-34
 Young, Charlie 1988-89-90-91
 Young, Duckett 1928
 Youngblood, E.W. 1925

Z • Z • Z

Zimmerman, Dan 1899-1900
 Zuckerman, George 1938

South Carolina Gamecocks in the Major Leagues

Kent McKay Anderson — Born Aug. 12, 1963 at Timmonsville, S.C., 6-1, 180. Batted right, threw right. Lettered at Carolina 1982-83-84.

Year	Club	Lea.	Pos.	G	AB	R	H	2B	3B	HR	RBI	AVG
1989	California	A	SS-2B	86	223	27	51	6	1	0	17	.229
1990	California	A	SS-2B	49	143	16	44	6	1	1	5	.308
Major League Totals				135	366	43	95	12	2	1	22	.260
Major League Stolen Bases: 1989 (1).												

Bert Edgar (Chappy, Ed) Chaplin — Born Bert Edgar Chapman Sept. 25, 1893 at Pelzer, SC, died Aug. 15, 1978 at Sanford, FL, 5-7, 158. Batted left, threw right. Attended Carolina 1912-13-14.

Year	Club	Lea.	Pos.	G	AB	R	H	2B	3B	HR	RBI	AVG
1920	Boston	A	C	4	5	2	1	1	0	0	1	.200
1921	Boston	A	C-PH	3	2	0	0	0	0	0	0	.000
1922	Boston	A	C-PH	28	69	8	13	1	1	0	6	.188
Major League Totals				35	76	10	14	2	1	0	7	.184

Sumpter Ellis Clarke — Born Oct. 18, 1897 at Savannah, GA, died March 16, 1962 at Knoxville, TN, 5-11, 170. Batted right, threw right. Lettered at Carolina 1915-16-17-18.

Year	Club	Lea.	Pos.	G	AB	R	H	2B	3B	HR	RBI	AVG
1920	Chicago	N	3B	1	3	0	1	0	0	0	0	.333
1923	Cleveland	A	OF	1	3	0	0	0	0	0	0	.000
1924	Cleveland	A	OF	45	104	17	24	6	1	0	11	.231
National League Totals				1	3	0	1	0	0	0	0	.333
American League Totals				46	107	17	24	6	1	0	11	.224
Major League Totals				47	110	17	25	6	1	0	11	.227

David Lamar Coble — Born Dec. 24, 1912 at Monroe, NC, died Oct. 15, 1971 at Orlando, Fla., 6-1, 183. Batted right, threw right. Attended Carolina 1933-34.

Year	Club	Lea.	Pos.	G	AB	R	H	2B	3B	HR	RBI	AVG
1939	Philadelphia	N	C	15	25	2	7	1	0	0	0	.280

Horace Michael (Mike) Cook — Born August 14, 1963 at Charleston, SC, 6-3, 200. Batted left, threw right. Lettered at Carolina 1983-84-85.

Year	Club	Lea.	G	IP	W	L	Pct.	H	R	ER	SO	BB	ERA	
1986	California	A	5	9.0	0	2	.000	13	12	9	6	7	9.00	
1987	California	A	16	34.1	1	2	.333	34	21	21	27	18	5.50	
1988	California	A	3	3.2	0	1	.000	4	2	2	2	1	4.91	
1989	Minnesota	A	15	21.1	0	1	.000	22	12	12	15	17	5.06	
1993	Baltimore	A	2	3.0	0	0	---	1	0	0	3	2	0.00	
Major League Totals				41	71.1	1	6	.143	74	47	44	53	45	5.55

David Thomas (D.T.) Cromer — Born March 19, 1971 at Lake City, SC, 6-2, 190. Batted left, threw left. Lettered at Carolina 1990-91-92.

Year	Club	Lea.	Pos.	G	AB	R	H	2B	3B	HR	RBI	AVG
2000	Cincinnati	N	1B-OF	35	47	7	16	4	0	2	8	.340
2001	Cincinnati	N	PH-1B	50	57	7	16	3	0	5	12	.281
Major League Totals				85	104	14	32	7	0	7	20	.308

Roy Bunyan (Tripp) Cromer III — Born Nov. 21, 1967 at Lake City, SC, 6-3, 170. Batted right, threw right. Lettered at Carolina 1987-88-89.

Year	Club	Lea.	Pos.	G	AB	R	H	2B	3B	HR	RBI	AVG
1993	St. Louis	N	SS	10	23	1	2	0	0	0	0	.087
1994	St. Louis	N	SS	2	0	1	0	0	0	0	0	---
1995	St. Louis	N	SS	105	345	36	78	19	0	5	18	.226
1997	Los Angeles	N	IF	28	86	8	25	3	0	4	20	.291
1998	Los Angeles	N	2B	6	6	1	1	0	0	1	1	.167
1999	Los Angeles	N	IF	33	52	5	10	0	0	2	8	.192
2000	Houston	N	IF	9	8	2	1	0	0	0	0	.125
2003	Houston	N	IF	3	4	0	1	0	1	0	1	.250
Major League Totals				196	524	54	118	22	1	12	48	.225

Eltzie Clise Dudley — Born Aug. 8, 1903 at Graham, NC, 6-1, 195. Batted left, threw right. Attended Carolina 1923-24.

Year	Club	Lea.	G	IP	W	L	Pct.	H	R	ER	SO	BB	ERA	
1929	Brooklyn	N	35	156.2	6	14	.300	202	—	99	33	64	5.69	
1930	Brooklyn	N	21	66.2	2	4	.333	103	—	47	18	27	6.35	
1931	Philadelphia	N	30	179.0	8	14	.364	206	—	70	50	56	3.52	
1932	Philadelphia	N	13	17.2	1	1	.500	23	—	14	5	8	7.13	
1933	Pittsburgh	N	1	0.1	0	0	—	6	—	5	0	1	135.00	
Major League Totals				100	420.1	17	33	.340	540	—	235	106	156	5.03
Major League Saves: 1930 (1); 1933 (1). Total (2)														

Jeffrey Adam (Adam) Everett - Born Feb. 5, 1977 at Austell, GA, 6-0, 156. Bats right, throws right. Lettered at Carolina 1997-98 (Also played at North Carolina State 1996).

Year	Club	Lea.	Pos.	G	AB	R	H	2B	3B	HR	RBI	AVG
2001	Houston	N	SS-PR	9	3	1	0	0	0	0	0	.000
2002	Houston	N	SS	40	88	11	17	3	0	0	4	.193
2003	Houston	N	SS	128	387	51	99	18	3	8	51	.256
2004	Houston	N	SS	104	384	66	105	15	2	8	31	.273
2005	Houston	N	SS	152	549	58	136	27	2	11	54	.248
2006	Houston	N	SS	150	514	52	123	28	6	6	59	.239
Major League Totals				583	1925	239	480	91	13	33	199	.249
Major League Stolen Bases: 2001 (1); 2002 (3); 2003 (8); 2004 (13); 2005 (21); 2006 (9) total 55.												

Division Series Record

Year	Club	Lea.	Pos.	G	AB	R	H	2B	3B	HR	RBI	AVG
2004	Houston	N	SS	2	0	0	0	0	0	0	0	-
2005	Houston	N	SS	4	14	1	3	0	0	0	1	.214

Championship Series Record

Year	Club	Lea.	Pos.	G	AB	R	H	2B	3B	HR	RBI	AVG
2004	Houston	N	SS	3	1	0	0	0	0	0	0	.000
2005	Houston	N	SS	6	23	2	7	1	1	0	2	.304

World Series Record

Year	Club	Lea.	Pos.	G	AB	R	H	2B	3B	HR	RBI	AVG
2005	Houston	N	SS	4	15	2	1	0	0	0	0	.067

Donald Thomas (Don) Gordon — Born Oct. 10, 1959 at New York, N.Y., 6-1, 175. Batted right, threw right. Lettered at Carolina 1980-81-82. (Also played at Citadel)

Year	Club	Lea.	G	IP	W	L	Pct.	H	R	ER	SO	BB	ERA
1986	Toronto	A	14	21.1	0	1	.000	28	20	17	13	8	7.06
1987	Cleveland	A	26	50.2	0	3	.000	57	36	23	23	15	4.09
1988	Cleveland	A	38	59.1	3	4	.429	65	33	29	20	19	4.40
Major League Totals				78	131.2	3	8	.273	150	89	69	56	4.72
Major League Saves: 1986 (1); 1987 (1); 1988 (1). Total (3).													

Ronald Garry (Garry) Hancock — Born Jan. 23, 1954 at Tampa, FL, 6-0, 195. Batted left, threw right. Lettered at Carolina 1975.

Year	Club	Lea.	Pos.	G	AB	R	H	2B	3B	HR	RBI	AVG
1978	Boston	A	OF-DH	38	80	10	18	3	0	0	4	.225
1980	Boston	A	OF-DH	46	115	9	33	6	0	4	19	.287
1981	Boston	A	OF-DH	26	45	4	7	3	0	0	3	.156
1982	Boston	A	OF-DH	11	14	3	0	0	0	0	0	.000
1983	Oakland	A	OF-DH	100	256	29	70	7	3	8	30	.273
1984	Oakland	A	OF-PH	51	60	2	13	2	0	0	8	.217
Major League Totals				272	570	57	141	21	3	12	64	.247
(Hancock pitched 1.1 innings in 1984, allowing O H, O R, O SO, O BB, ERA 0.00)												

Michael David (Dave) Hollins — Born May 25, 1966 at Buffalo, NY, 6-1, 190. Batted left and right, threw right. Lettered at Carolina 1985-86-87.

Year	Club	Lea.	Pos.	G	AB	R	H	2B	3B	HR	RBI	AVG
1990	Philadelphia	N	3B-1B	72	114	14	21	0	0	5	15	.184
1991	Philadelphia	N	3B-1B	56	151	18	45	10	2	6	21	.298
1992	Philadelphia	N	3B	156	586	104	158	28	4	27	93	.270
1993	Philadelphia	N	3B	143	543	104	148	30	4	18	93	.273
1994	Philadelphia	N	3B	44	162	28	36	7	1	4	26	.222

CAROLINA BASEBALL

GAMECOCKS IN PROS

1995	Philadelphia N	3B	65	205	46	47	12	2	7	25	.229
	Boston A	3B	5	13	2	2	0	0	0	1	.154
1996	Minnesota A	3B	122	422	71	102	26	0	13	53	.242
	Seattle A	3B	27	94	17	33	3	0	3	25	.351
1997	Anaheim A	3B	149	572	101	165	29	2	16	85	.288
1998	Anaheim A	3,1,DH	101	363	60	88	16	3	11	39	.242
1999	Toronto A	3B-DH27	99	12	22	5	0	2	6	.222	
2001	Cleveland A	DH	2	5	0	1	0	0	0	.200	
2002	Philadelphia N	DH-1B14	17	1	2	0	0	0	0	.118	
National League			550	1778	315	457	87	13	67	273	.257
American League			433	1568	263	413	79	5	45	209	.263
Major League Totals			983	3346	578	870	166	18	112	482	.260

All-Star Game Record

Year	Club	Pos.	G	AB	R	H	2B	3B	HR	RBI	AVG
1993	National League PH	1	1	0	1	1	0	0	0	0	1.000

Championship Series Record

Year	Club	Lea.	Pos.	G	AB	R	H	2B	3B	HR	RBI	AVG
1993	Philadelphia N	3B	6	20	2	4	1	0	2	4	.200	

World Series Record

Year	Club	Lea.	Pos.	G	AB	R	H	2B	3B	HR	RBI	AVG
1993	Philadelphia N	3B	6	23	5	6	1	0	0	2	.261	

George Edward Jeffcoat — Born Dec. 24, 1913 at New Brookland, SC, died Oct. 13, 1978 at Leesville, SC, 5-11, 175. Batted right, threw right. Attended Carolina 1933.

Year	Club	Lea.	G	IP	W	L	Pct.	H	R	ER	SO	BB	ERA
1936	Brooklyn N	40	95.2	5	6	.456	84	—	48	46	63	4	5.21
1937	Brooklyn N	21	54.1	1	3	.250	58	—	31	29	27	5	1.3
1939	Brooklyn N	1	2.0	0	0	—	2	—	0	1	0	0	0.00
1943	Boston N	8	17.2	1	2	.333	15	—	6	10	10	3	0.6
Major League Totals			70	169.2	7	11	.389	159	—	85	86	100	4.51

Brett Paul Jodie - Born March 2, 1977 at Lexington, SC, 6-4, 195. Batted right, threw right. Lettered at Carolina 1996-97-98.

Year	Club	Lea.	G	IP	W	L	Pct.	H	R	ER	SO	BB	ERA
2001	New York A	1	2.0	0	1	.000	7	6	6	0	1127.0		
	San Diego N	7	23.1	0	1	.000	19	12	12	13	12	4	6.3
National League			7	23.1	0	1	.000	19	12	12	13	12	4.63
American League			1	2.0	0	1	.000	7	6	6	0	1127.0	
Major League			8	25.1	0	2	.000	26	18	18	13	13	6.39

Gregory Steven (Greg) Keatley — Born Sept. 12, 1953 at Princeton, WV, 6-2, 200. Batted right, threw right. Lettered at USC 1975-76.

Year	Club	Lea.	Pos.	G	AB	R	H	2B	3B	H	RBI	AVG
1981	Kans. City A	C	2	0	0	0	0	0	0	0	0	—

Gary Dean Lance — Born Dec. 24, 1913 at Greenville, SC, 6-3, 195. Batted right, threw right. Lettered at Carolina 1969-70.

Year	Club	Lea.	G	IP	W	L	Pct.	H	R	ER	SO	BB	ERA
1977	Kansas City A	1	2.0	0	0	—	2	1	1	0	2	4	5.0

Thomas William (Bill) Landrum — Born Aug. 17, 1957 at Columbia, SC, 6-2, 185. Batted right, threw right. Lettered at Carolina 1978-80 (Injured in 1979).

Year	Club	Lea.	G	IP	W	L	Pct.	H	R	ER	SO	BB	ERA
1986	Cincinnati N	10	13.1	0	0	—	23	11	10	14	4	6	7.5
1987	Cincinnati N	44	65.0	3	2	.600	68	35	34	42	34	4	7.1
1988	Chicago N	7	12.1	1	0	1.000	19	8	8	6	3	5	8.4
1989	Pittsburgh N	56	81.0	2	3	.400	60	18	15	51	28	1	6.7
1990	Pittsburgh N	54	71.2	7	3	.700	69	22	17	39	21	2	1.3
1991	Pittsburgh N	61	76.1	4	4	.500	76	32	27	45	19	3	1.8
1992	Montreal N	18	20.0	1	1	.500	27	16	16	7	9	7	2.0
1993	Cincinnati N	18	21.2	0	2	.000	18	9	9	14	6	3	7.4
Major League Totals			268	361.1	18	15	.545	360	151	136	218	124	3.38
Major League Saves:			1987 (2); 1989 (26); 1990 (13); 1991 (17).										

Championship Series Record

Year	Club	Lea.	G	IP	W	L	Pct.	H	R	ER	SO	BB	ERA
1990	Pittsburgh N	2	2	0	0	—	0	0	0	1	0	0	0.00
1991	Pittsburgh N	1	1	0	0	—	2	1	1	2	2	9	0.00
Totals			3	3	0	0	—	2	1	1	3	2	3.00

James Martin (Jim) Lewis — Born Oct. 12, 1955 at Miami, FL, 6-3, 195. Batted right, threw right. Lettered at Carolina 1976-77.

Year	Club	Lea.	G	IP	W	L	Pct.	H	R	ER	SO	BB	ERA
1979	Seattle A	2	20.0	0	—	—	10	7	4	0	118.00		
1982	New York A	1	0.2	0	0	—	3	7	4	0	354.00		
1983	Minnesota A	6	18.0	0	0	—	24	13	13	8	7	6	5.0
1985	Seattle A	2	4.2	0	1	.000	8	4	4	1	1	7	7.1
Major League Totals			11	25.1	0	1	.000	45	31	25	9	12	8.89

Edward Francis (Ed) Lynch — Born Feb. 25, 1956 at Brooklyn, NY, 6-5, 210. Batted right, threw right. Lettered at Carolina 1974-75-76-77.

Year	Club	Lea.	G	IP	W	L	Pct.	H	R	ER	SO	BB	ERA
1980	New York N	5	19.0	1	1	.500	24	12	11	9	5	5	2.1
1981	New York N	17	80.0	4	5	.444	79	32	26	27	21	2	9.3
1982	New York N	43	139.1	4	8	.333	145	57	55	51	40	3	5.5
1983	New York N	30	174.2	10	10	.500	208	94	83	44	41	4	2.8
1984	New York N	40	124.0	9	8	.529	169	77	62	62	24	4	5.0
1985	New York N	31	191.0	10	8	.556	188	76	73	65	27	3	4.4
1986	NY (I)-Chi. (23)	24	101.1	7	5	.583	107	48	42	58	23	3	7.3
1987	Chicago N	58	110.1	2	9	.182	130	74	66	80	48	5	3.8
Major League Totals			248	939.2	47	54	.465	1050	470	418	396	229	4.00
Major League Saves:			1982 (2); 1984 (2); 1987 (4). Total (8).										

Randy Carl Martz — Born May 28, 1956 at Harrisburg, PA, 6-4, 210. Batted left, threw right. Lettered at Carolina 1977.

Year	Club	Lea.	G	IP	W	L	Pct.	H	R	ER	SO	BB	ERA
1980	Chicago N	6	30.0	1	2	.333	28	14	7	5	11	2	1.0
1981	Chicago N	33	108.0	5	7	.417	103	49	44	32	49	2	6.7
1982	Chicago N	28	147.2	11	10	.524	157	80	69	40	36	4	2.1
1983	Chicago A	1	5.0	0	0	—	4	2	2	1	4	3	6.0
American League Totals			1	5.0	0	0	—	4	2	2	1	4	3.60
National League Totals			67	285.2	17	19	.472	288	143	120	77	96	3.78
Major League Totals			68	290.2	17	19	.472	292	145	122	78	100	3.78
Major League Saves:			1981 (6), 1982 (1). Total (7).										

Drew Edward Meyer — Born Aug. 29, 1981 at Charleston, S.C. 5-10, 200. Bats left, throws right. Lettered at Carolina 2000-01-02

Year	Club	Lea.	Pos.	G	AB	R	H	2B	3B	HR	RBI	AVG
2006	Texas A	INF	5	14	1	3	0	0	0	0	0	.214

James McCutchen (Doc) McJames — Born James McCutchen James Aug. 27, 1873 at Willimasburg, SC, died Sept. 23, 1901 at Charleston, SC. Threw right (Played guard on Carolina's first football team in 1892).

Year	Club	Lea.	G	IP	W	L	Pct.	H	R	ER	SO	BB	ERA
1895	Washington N	2	17.0	1	1	.500	17	—	3	9	16	1	5.9
1896	Washington N	37	280.1	12	20	.375	310	—	133	103	135	4	2.7
1897	Washington N	44	323.2	15	23	.395	361	—	130	156	137	3	6.1
1898	Baltimore N	45	374.0	27	15	.643	327	—	98	178	113	2	3.6
1899	Brooklyn N	37	275.1	19	15	.559	295	—	107	105	122	3	5.0
1901	Brooklyn N	13	91.0	5	6	.455	104	—	48	42	40	4	7.5
Major League Totals			178	1361.1	79	80	.497	1414	—	519	593	563	3.43
Major League Saves:			1897 (1); 1898 (2); 1899 (1); TOTAL: (4)										

James Franklin (Jim) Pankovits — Born Aug. 6, 1955 at Richmond, Va., 5-10, 197. Batted right, threw right. Lettered at Carolina 1974-75-76.

Year	Club	Lea.	Pos.	G	AB	R	H	2B	3B	HR	RBI	AVG
1984	Houston N	2B-SS	53	81	6	23	7	0	1	14	.284	
1985	Houston N	IF-OF	75	172	24	42	3	0	4	14	.244	
1986	Houston N	IF-OF	70	113	12	32	6	1	1	7	.283	
1987	Houston N	2B-OF	50	61	7	14	2	0	1	8	.230	
1988	Houston N	2B-OF	68	140	13	31	7	1	2	12	.221	
1990	Boston A	2B	2	0	0	0	0	0	0	0	—	
National League Totals			316	567	62	142	25					

CAROLINA BASEBALL

GAMECOCKS IN PROS

Brian Michael Roberts - Born Oct. 9, 1977 at Durham, NC, 5-9, 174. Bats right and left, throws right. Lettered at Carolina 1999 (Also played at North Carolina-Chapel Hill, 1997-98).

Year	Club	Lea.	Pos.	G	AB	R	H	2B	3B	HR	RBI	AVG
2001	Baltimore	A	SS-2B	75	273	42	69	12	3	2	17	.253
2002	Baltimore	A	SS-2B	37	128	18	29	6	0	1	11	.227
2003	Baltimore	A	2B	112	460	65	124	22	4	5	41	.270
2004	Baltimore	A	2B	159	641	107	175	50	2	4	53	.273
2005	Baltimore	A	2B	143	561	92	176	45	7	18	73	.314
2006	Baltimore	A	2B	138	563	85	161	34	3	10	55	.286
Major League Totals				665	2626	409	734	169	19	40	250	.280

Major League Stolen Bases: 2001 (12); 2002 (9); 2003 (23); 2004 (29); 2005 (27); 2006 (36); total 136.

All-Star Game Record

Year	Club	Pos.	G	AB	R	H	2B	3B	HR	RBI	AVG
2005	American League	2B	1	2	1	1	1	0	0	0	.500

George Henry (Hank) Small — Born July 31, 1953 at Atlanta, GA, 6-3, 205. Batted right, threw right. Lettered at USC 1972-73-74-75.

Year	Club	Lea.	Pos.	G	AB	R	H	2B	3B	H	RBI	AVG
1978	Atlanta	N	1B	1	4	0	0	0	0	0	0	.000

Sydney E. Smith — Born Aug. 31, 1883 at Smithville, SC, died June 5, 1961 at Orangeburg, SC, 5-10, 190. Batted right, threw right. Lettered at Carolina 1902-03. Head Coach 1915.

Year	Club	Lea.	Pos.	G	AB	R	H	2B	3B	HR	RBI	AVG
1908	Philadelphia (46)											
	St. Louis (27)	A	C-1B	73	204	14	40	12	4	1	15	.196
	Cleveland	A	C	9	27	1	9	1	0	0	2	.333
1910	Cleveland	A	C-3B-1B	58	154	8	46	8	1	0	21	.299
1911	Cleveland	A	C-3B-1B	58	154	8	46	8	1	0	21	.299
1914	Pittsburgh	N	C	5	11	1	3	0	0	0	1	.273
1915	Pittsburgh	N	PH	1	1	0	0	0	0	0	0	.000
American League Totals				140	385	23	95	21	5	1	39	.247
National League Totals				6	12	1	3	0	0	0	1	.250
Major League Totals				146	397	24	98	21	5	1	40	.247

Wyatt Eure (Roxy) Snipes — Born Oct. 28, 1896 at Marion, SC, died May 1, 1941 at Fayetteville, NC, 6-0, 185. Batted left, threw right. Attended USC 1921-24. Received Bachelor of Laws degree 1924.

Year	Club	Lea.	Pos.	G	AB	R	H	2B	3B	HR	RBI	AVG
1923	Chicago	A	PH	1	1	0	0	0	0	0	0	.000

James Wellington (Jim) Stoops — Born June 30, 1972 at Edison, NJ, 6-3, 179. Batted right, threw right. Lettered at Carolina 1992-93-94-95.

Year	Club	Lea.	Pos.	G	IP	W	L	Pct.	H	R	ER	SO	BB	ERA
1998	Colorado	N	3	4.0	1	0	1.000	5	1	1	0	3	2.25	

Jeffrey Dean (Jeff) Twitty — Born Nov. 10, 1957 at Lancaster, SC, 6-2, 185. Batted left, threw left. Lettered at Carolina 1978-79.

Year	Club	Lea.	Pos.	G	IP	W	L	Pct.	H	R	ER	SO	BB	ERA
1980	Kansas City	A	13	22.0	2	1	.667	33	17	15	9	7	6.14	

Alfred Holmes (Fritz) Von Kolnitz — Born May 20, 1893 at Charleston, SC, died March 18, 1948 at Mt. Pleasant, SC, 5-11, 170. Batted right, threw right. Lettered at Carolina 1912-13.

Year	Club	Lea.	Pos.	G	AB	R	H	2B	3B	HR	RBI	AVG
1914	Cincinnati	N	3B-OF	41	104	8	23	2	0	0	6	.221
1915	Cincinnati	N	IF-OF	50	78	6	15	4	1	0	6	.192
1916	Chicago	A	3B	24	44	1	10	3	0	0	7	.227
American League Totals				24	44	1	10	3	0	0	7	.227
National League Totals				91	182	14	38	6	1	0	12	.209
Major League Totals				115	226	15	48	9	1	0	19	.212

Brian Oneal Williams — Born Feb. 15, 1969 at Lancaster, SC, 6-2, 200. Batted right, threw right. Lettered at Carolina 1988-89-90.

Year	Club	Lea.	G	IP	W	L	Pct.	H	R	ER	SO	BB	ERA	
1991	Houston	N	2	12.0	0	1	.000	11	5	5	4	4	3.75	
1992	Houston	N	16	96.1	7	6	.538	92	44	42	42	54	3.92	
1993	Houston	N	42	82.0	4	4	.500	76	48	44	56	38	4.83	
1994	Houston	N	20	78.1	6	5	.545	112	64	50	49	41	5.74	
1995	San Diego	N	44	72.0	3	10	.231	79	54	48	75	38	6.00	
1996	Detroit	A	40	121.0	3	10	.231	145	107	91	72	85	6.77	
1997	Baltimore	A	13	24.0	0	0	—	20	8	8	14	18	3.00	
1999	Houston	N	50	67.1	2	1	.667	69	35	33	53	35	4.41	
2000	Chicago	N	22	24.1	1	1	.500	28	27	26	14	23	9.62	
2000	Cleveland	A	7	18.0	0	0	—	23	9	8	6	8	4.00	
National League				196	432.1	23	28	.451	467	277	248	293	233	5.16
American League				60	163.0	3	10	.231	188	124	107	92	111	5.91
Major League Totals				256	595.1	26	38	.406	655	401	355	385	344	5.37

William Haywood (Mookie) Wilson — Born Feb. 9, 1956 at Bamberg, SC, 5-10, 170. Batted right and left, threw right. Lettered at Carolina 1977.

Year	Club	Lea.	Pos.	G	AB	R	H	2B	3B	HR	RBI	AVG
1980	New York	N	OF	27	105	16	26	5	3	0	4	.248
1981	New York	N	OF	92	328	49	89	8	8	3	14	.271
1982	New York	N	OF	159	639	90	179	25	9	5	55	.279
1983	New York	N	OF	152	638	91	176	25	6	7	51	.276
1984	New York	N	OF	154	587	88	162	28	10	10	54	.276
1985	New York	N	OF	93	337	56	93	16	8	6	26	.276
1986	New York	N	OF	123	381	61	110	17	5	9	45	.289
1987	New York	N	OF	124	385	58	115	19	7	9	34	.299
1988	New York	N	OF	112	378	61	112	17	5	8	41	.296
1989	New York	N	OF	80	249	22	51	10	1	3	18	.205
	Toronto	A	OF	54	238	32	71	9	1	2	17	.298
1990	Toronto	A	OF	147	588	81	156	36	4	3	51	.265
1991	Toronto	A	OF	86	241	26	58	12	4	2	28	.241
National League Totals				1116	4027	592	1113	170	62	60	342	.276
American League Totals				287	1067	139	285	57	9	7	96	.267
Major League Totals				1403	5094	731	1398	227	71	67	438	.274

Major League Stolen Bases: 1980 (7); 1981 (24); 1982 (58); 1983 (54); 1984 (46); 1985 (24); 1986 (25); 1987 (21); 1988 (15); 1989 (12NY, 7Tor); 1990 (23); 1991 (11). Total 327.

Championship Series Record

Year	Club	Lea.	Pos.	G	AB	R	H	2B	3B	HR	RBI	AVG
1986	New York	N	OF	6	26	2	3	0	0	0	1	.115
1988	New York	N	OF	4	13	2	2	0	0	0	1	.154
1989	Toronto	A	OF	5	19	2	5	0	0	0	2	.263
1991	Toronto	A	DH-OF	3	8	1	2	0	0	0	0	.250
Totals				18	66	7	12	0	0	0	4	.182

Tied Championship Series record for most at bats game (7), Oct. 15, 1985 (16 in.).

World Series Record

Year	Club	Lea.	Pos.	G	AB	R	H	2B	3B	HR	RBI	AVG
1986	New York	N	OF	7	26	3	7	1	0	0	0	.269



The University of South
Carolina




The University of South Carolina

SOUTH CAROLINA BASEBALL A WINNING TRADITION

The South Carolina baseball program has made six appearances in the NCAA Super Regionals over the past seven seasons, making the Gamecocks one of only three teams in the nation to achieve that feat since the 2000 campaign. In that span, Carolina has reached the College World Series three times (2002, 2003, 2004), won two SEC championships (2000, 2002) as well as an SEC Tournament title (2004). Carolina's seven consecutive years reaching the NCAA Regionals is also the longest current streak among all 12 SEC schools. Over the past seven years, the Gamecocks own a 342-135 record; the fourth highest win total in Division I Baseball as well as an SEC-best 130-79 record in conference match-ups.



College World Series Rings 2002,2003,2004



Home of the Gamecocks

SOUTH CAROLINA BASEBALL MLB FIRST ROUND DRAFT SELECTIONS

South Carolina has had five MLB first round draft selections since 1998. The Gamecocks have also had 56 players sign professional baseball contracts since head coach Ray Tanner began coaching at Carolina in the 1997 season.

This past year, the Gamecocks had 23 players with Major League Baseball franchises. Adam Everett, Drew Meyer and Brian Roberts all played in the 2006 MLB season. In addition, former Gamecocks, Brian Buscher and Jon Coutlangus were part of 40-man rosters.



Adam Everett
1998 1st Round
Starting SS Houston Astros



Brian Roberts
1999 1st Round
Starting 2B Baltimore Orioles



Drew Meyer
2002 1st Round
Big League Debut 2006



Landon Powell
2004 1st Round



Matt Campbell
2004 1st Round



The University of South Carolina

SOUTH CAROLINA BASEBALL AWARD WINNERS



The Killer B's (from l to r)

Kip Bouknight - 2000 Golden Spikes Award
- 2000 SEC Player of the Year
- 2000 All-American
Scott Barber - 2000 All-American
Peter Bauer - 2000 All-American

South Carolina has produced 30 players, who have earned All-American honors including 18 student-athletes in the last 10 years under head coach Ray Tanner. The Gamecocks have also produced two SEC Players of the Year, one SEC Pitcher of the Year, a Golden Spikes Award winner and an SEC Male Scholar-Athlete of the Year.



Trey Dyson - 2002 SEC Male Scholar-Athlete of the Year



L-R Coach Toman, Johnny Bench, Landon Powell

Landon Powell earned All-American honors in the 2004 season and was a finalist for the Johnny Bench Award (top collegiate catcher).



Brian Buscher
2003 All-American

Home of the Gamecocks

SOUTH CAROLINA BASEBALL AWARD WINNERS



Yaron Peters
2002 SEC Player of the Year
2002 All-American

David Marchbanks
2003 SEC Pitcher of the Year
2003 All-American

All-American Closers
Lee Gronkiewicz (2001)
Blake Taylor (2002)
Chad Blackwell (2004)



Ray Tanner has served five stints with USA Baseball including as head coach in 2003 for the National Team. Coach Tanner is pictured here with his coaching staff and MLB player Cal Ripken Jr.



Steve Pearce
2004 NCAA Regional MVP
2005 All-American

The University of South Carolina

SOUTH CAROLINA BASEBALL A WINNING TRADITION



Another trip to Omaha!!



SEC Tournament Champions!



Omaha!!



Omaha!!

Home of the Gamecocks

SOUTH CAROLINA BASEBALL A WINNING TRADITION

SOUTH CAROLINA BY THE NUMBERS

- 3 NATIONAL RUNNER-UP FINISHES**
1975 1977 2002
- 8 COLLEGE WORLD SERIES APPEARANCES**
1975 1977 1981 1982 1985 2002
2003 2004
- 6 NCAA SUPER REGIONAL APPEARANCES**
2000 2001 2002 2003 2004 2006
- 21 TOP 25 FINISHES**
1974 1975 1976 1977 1979 1980
1981 1982 1984 1985 1988 1992
1993 1998 2000 2001 2002 2003
2004 2005 2006
- 22 NCAA REGIONAL APPEARANCES**
1974 1975 1976 1977 1980 1981
1982 1983 1984 1985 1986 1988
1992 1993 1998 2000 2001 2002
2003 2004 2005 2006
- 1 SEC TOURNAMENT TITLE**
2004
- 2 SEC CHAMPIONSHIPS**
2000 2002
- 4 SEC EASTERN DIVISION TITLES**
1999 2000 2002 2003



The University of South Carolina

Founded in 1801, the University of South Carolina campus offers the best of both worlds -- a scenic academic oasis situated in the midst of a vibrant capital city.


More than 200 years of history and tradition

:: The University of South Carolina's graduate program in international business is the top-ranked public university program in the country and No. 2 among all institutions, according to U.S. News & World Report. The ranking marks the 17th consecutive year that the program at the Moore School of Business has been ranked either No. 1 or 2.

:: Since the Office of Fellowships and Scholar Programs was established in 1994, University students have won 305 national awards earning more than \$8.6 million for advanced academic study.

:: USC has been designated a research institution of "very high research activity" by the Carnegie Foundation for the Advancement of Teaching. It is the foundation's rating and places USC in the same research category with Harvard, Duke, Emory, Johns Hopkins and Vanderbilt universities, as well as the universities of North Carolina and California at Berkeley. USC is the only university in South Carolina to have this designation, granted to 62 public and 32 private research institutions.

:: A \$6 million grant from the Centers for Disease Control and Prevention will support a program at USC's Arnold School of Public Health to tackle the growing HIV/AIDS epidemic among minorities. The award to Dr. Donna Richter, USC's dean of public health and a leading HIV/AIDS educator, will support the Institute for HIV Prevention Leadership (IHPL).



Home of the Gamecocks

The Princeton Review's 2005 ranking of institutions of higher education -- The 357 Best Colleges -- names the University of South Carolina as the top public university for academics in the Southeastern Conference.

: : The university libraries house many comprehensive, valuable collections, including the papers and letters of Ernest Hemingway and related materials, Gen. William C. Westmoreland, the world's most comprehensive collection of F. Scott Fitzgerald research materials, the literary archive of writer Joseph Heller, the archive of James Ellroy and a collection of books, stamps, letters and material associated with the Italian patriot Giuseppe Garibaldi. Most recently, the university broke ground on the South Carolina Political Collection wing, which will house the papers and memorabilia of more than 70 leading South Carolinian political leaders.

: : The university's West Quadrangle Living Learning Center, known as the "green dorm," is the largest green residential hall in the world. The residential hall, which includes a 9,000 square-foot Learning Center in fall 2004.

: : The Strom Thurmond Wellness & Fitness Center is a world-class facility dedicated to healthy lifestyles and physical fitness and is one of the most comprehensive in the United States.

: : The College of Hospitality, Retail and Sport Management has received a gift of \$250,000 from the Coca-Cola Foundation to fund approximately 30 individual scholarships in 2006 - 07 for students interested in careers in event management.

: : The Wachovia Foundation presented a gift of \$1 million to help under-represented students earn degrees in business at USC's Moore School of Business.

: : The economic impact of USC's eight campuses and its alumni on the state of South Carolina is more than \$4 billion, according to a report compiled by a USC economist.

Degree Programs

College of Arts & Sciences

Arts:

African-American Studies
Anthropology
Art Education
Art History
Art Studio
Classics
Comparative Literature
Criminology & Criminal Justice
Dance
Economics
English
European Studies
Film Studies
French
Geography
German
History
International Studies
Italian
Latin American Studies
Media Arts
Philosophy
Political Science
Psychology
Religious Studies
Russian
Sociology
Spanish
Theatre & Speech
Women's Studies

Sciences:

Biological Sciences
Cardiovascular Technology
Chemistry
Geology
Geophysics
Marine Science
Mathematics
Physics
Statistics

Moore School of Business

Accounting
Business Economics
Finance
Insurance & Risk Management
International Business
Management
Management Science
Marketing
Real Estate

College of Education

Early Childhood Education
Elementary Education
Middle Level Education
Physical Education

College of Engineering and Information Technology

Biomedical Engineering
Chemical Engineering

Civil Engineering
Computer Engineering
Computer Information Systems
Computer Science
Electrical Engineering
Mechanical Engineering

School of the Environment

Environmental Studies minor

College of Hospitality, Retail and Sports Management

Business & Technology Education
Hotel, Restaurant & Tourism Management
Interdisciplinary Studies
Retailing (emphasis in Retail Management or Fashion Merchandising)
Sport & Entertainment Management
Technology Support & Training Management

School of Journalism & Mass Communication

Advertising
Broadcast Journalism
Journalism (Print)
Public Relations
Visual Communications

School of Music

Music
or
Music with emphasis in choice of one of the following: Composition, Jazz Studies, Education (Band, Strings, or Vocal), Theory, Performance (Brass, Guitar, Organ, Percussion, Piano, Strings, Voice, or Woodwinds); Piano Accompaniment; Piano Pedagogy

College of Nursing

Nursing

South Carolina College of Pharmacy

Pre-Pharmacy
Pharmacy Doctorate

Arnold School of Public Health

Exercise Science

The South Carolina Honors College

- Relevant to all undergraduate majors
- Graduate with honors and major in any other undergraduate major, or pursue the Honors College degree

The University of South Carolina

University of South Carolina President

Dr. Andrew Sorensen



Scholarships and Research Productivity

With every new class, USC's student body grows in academic excellence. This year's freshman class promises to be the most talented academically in the history of the university. And they're joining an impressive group of students. Last year, University students won 41 national awards, earning more than 1.3 million for advanced academic study. Winners included a Truman Scholar and Truman Scholar Finalist, four Fulbright Fellows, a Udall Scholar, three National Science Foundation Research Fellows, a U.S. Department of Homeland Security Scholar, two Goldwater Scholars and a Honorable Mention, a Knowles Science Teaching Fellow, a National Physical Science Consortium Scholar, five Rotary International Scholars, three National Security Education Program Scholars, eight Gilman Scholars, a Freeman-Asia Scholar, a NOAA Hollings Scholar and three Tau Beta Pi Scholars among others.

Carolina has received the Carnegie Foundations highest designation for its superior research activity and is the only university in the state to be designated for very high research activity. As Carolina builds its research campus, faculty are garnering prestigious grants to conduct research in areas that have real world applications for our state and our nation. Most recently, USC signed agreements with two leading research institutes in Korea and in Germany to share research and faculty in an area of immense importance to the world – next energy, specifically hydrogen fuel cells and other alternative energy sources. USC researchers also are directing their efforts toward the environment, biomedical sciences, and nanotechnology.

Selected Program Rankings

The University of South Carolina's capstone program for seniors and the undergraduate international business program at the Moore School of Business are among the nation's best, according to the 2006 "American's Best Colleges Guide," published by U.S. News and World Report. USC's Moore School of Business is ranked No. 1 for undergraduate international business education—a ranking that USC has held since 1995. USC's programs in library and media and health librarianship captured the No. 2 and No.8 spot in their respective ratings categories. USC's programs for first-year and senior students are cited among the nation's best by the magazine in its "Programs to Look For" section, which list colleges and universities with outstanding programs that lead to student success.

USC's successful University 101 program began in 1972 to introduce first-year students to life at Carolina and increase retention. This year's listing of top first-year programs places USC among the successful programs.

Dr. Andrew A. Sorensen

Andrew A. Sorensen came to USC after serving as president of the University of Alabama (1996-2002) and provost and vice president for academic affairs at the University of Florida (1990-1996). Dr. Sorensen also has been executive director of the AIDS Institute at the Johns Hopkins Medical Institutions and director of the School of Public Health at the University of Massachusetts at Amherst. He was a faculty member at Lincoln University, the University of Rochester, and Cornell University, and has been visiting faculty member at the Harvard University School of Medicine and the University of Cambridge School of Medicine.

Author or editor of seven books and more than 138 articles, he is professor of epidemiology and biostatistics in USC's Arnold School of Public Health. He holds a bachelor's degree in ethics and master's and doctoral degrees in medical sociology from Yale University. He also earned a B.A. in history from the University of Illinois and a master of public health from the University of Michigan.

Currently, he is president of the Southeastern Conference, past president of the Southern University Conference, past chair of the Southern Universities Research Association Council of Presidents, and a trustee of the Universities Research Association. He was a member of the Education Advisory Committee for President Bush's Transition Team during 2000-2001, and was appointed in 2005 to the NIH National Science Advisory Board for Biosecurity. He is active in community affairs, serving as Honorary Chairman of the Board of Big Brothers/Big Sisters.



Home of the Gamecocks

University of South Carolina Athletics Director

Eric Hyman



Former National Athletics Director of the Year Eric Hyman is in his second year as the Director of Athletics at the University of South Carolina. Hyman officially began his duties at Carolina on July 1, 2005.

During the 2005-06 academic year, Carolina was one of only 11 schools in the country and the only school in the Southeastern Conference to have its football team participate in a bowl game, have both its men's and women's basketball programs compete in post-season tournaments and have its baseball squad reach regional play. In addition, the women's outdoor track & field team finished third in the country while crowning a pair of individual national champions and the equestrian hunt seat squad claimed a national title. Men's soccer earned a conference title while both men's and women's golf and tennis teams advanced to post-season action.

Hyman came to South Carolina from Texas Christian University in Fort Worth, Texas, where he served as the athletics director for over seven years. At TCU, Hyman worked to solidify a national reputation as an architect of championship programs, as an advocate for academic success and as a skilled administrator. For his success, Hyman was named the 2003-2004 Street and Smith's Business Journal National Athletics Director of the Year and was also chosen as the Division I-A West Regional Athletics Director of the Year by the National Association of Collegiate Directors of Athletics (NACDA). In his final year at TCU, the university produced three conference championships, seven second-place finishes and the C-USA Male and Female Athlete of the Year.

Under his leadership, TCU teams recorded 32 conference titles and consistently posted a graduation percentage rate higher than that of the overall TCU student body. Hyman was instrumental in orchestrating TCU's invitation to join Conference USA in July 2001 and spearheaded the effort for TCU to join the Mountain West Conference in July 2005, moving the program from the Western Athletic Conference it was in when Hyman arrived.

In the 2000-2001 school year, TCU teams turned in the best athletics record in school history when the Horned Frogs registered a school record eight WAC championships and had seven teams nationally ranked. TCU was one of only four schools to record 10 victories in football and 20 wins in both men's and women's basketball, while setting a school record for football season tickets sold.

TCU turned in the most successful overall season of any Conference USA member in 2001-02. The Horned Frogs' debut campaign in the league featured nine NCAA appearances, five tournament championships and one regular season title. In 2003-04, TCU captured four Conference USA crowns along with nine second-place finishes. The conference titles in women's swimming and women's indoor track & field were the first in school history for those programs, while the baseball team reached the NCAA Tournament for just the third time ever. In addition, the football team was ranked as high as sixth in the BCS polls during the season.

During Hyman's tenure, the football team went to six bowl games in seven seasons, the women's basketball team went to five straight NCAA Tournaments and the baseball team earned back-to-back regional appearances for the first time in school history.

As TCU's Athletics Director, Hyman worked diligently to improve ath-

letic facilities. He directed a three-phase building plan that included the construction of a soccer stadium, a track complex and football practice fields during the first phase, renovations to the coliseum and the construction of an athletics center housing the football offices and meeting rooms, an academic center, athletic administration offices and an athletics heritage area in the second phase, and the construction of a baseball stadium, basketball practice complex, tennis offices and locker room building, an all-weather football practice field and a volleyball gymnasium in the final phase.

Before joining TCU, Hyman was the athletics director at Miami University in Oxford, Ohio. During his tenure, Miami had the fifth-highest student-athlete graduation rate among all NCAA Division I schools in the country. His last two years at Miami brought home 10 conference championships. Hyman also served as athletics director at VMI in Lexington, Virginia, in the 1980s.

No stranger to the Carolinas, Hyman coached football for nine years under Art Baker and Dick Sheridan, and was an associate athletics director for two years at Furman University, where he earned a master's degree in educational administration (1975). He and his wife, Pauline, coached the women's basketball team at North Greenville College in Tigerville, S.C., leading the team to national rankings in the '70s.

Hyman played football at the University of North Carolina at Chapel Hill where he was an all-ACC football player, on the Dean's list and selected for the Hula Bowl. He also served as the Executive Associate Athletics Director at North Carolina State University in Raleigh in the early 1990s.

His wife, Pauline, is a native of North Carolina and also graduated from the University of North Carolina at Chapel Hill. Prior to her arrival at UNC, she played and later coached women's college basketball, taught sociology and psychology as well as serving as a college administrator. Pauline developed and taught the NCAA CHAMPS Life Skills course and various seminars for student-athletes at both Miami University and TCU. This past year she taught the Etiquette Seminar as part of South Carolina's Life Skills course and will lead other seminars to help prepare the student-athletes for their futures after Carolina athletics.

The Hymans have two adult children: Ryan, who graduated from TCU in 2001 and Corrine, a 2004 graduate of TCU. Ryan works for L.T. Barton Insurance Company in Fort Worth and Corrine is a realtor with Williams Trew Real Estate in Fort Worth.



The Hyman Family: Eric, Pauline, Corrine and Ryan

The University of South Carolina



Faculty Athletics Representative *Dr. Bill Bearden*

William O. Bearden is in his first year as the University of South Carolina's Faculty Athletics Representative. Bearden is The Bank of America Chaired Professor of Marketing in USC's Moore School of Business.

As Faculty Athletics Representative, Bearden's duties include advising University President Andrew Sorensen on matters related to the athletics program and working with Dr. Sorensen to determine the university's position on NCAA legislation. Bearden will also review the eligibility, admission and progress of student-athletes. He also assists in evaluating compliance with NCAA regulations and attends SEC and NCAA meet-

ings, serving as the university's voting delegate at the NCAA's annual meeting and participates in the organization's certification program.

Bearden received his Ph.D. from the University of South Carolina in 1975. Before returning to South Carolina, he served on the faculties of Western Kentucky and the University of Alabama from 1976-1978.

Dr. Bearden is currently on the editorial review boards of the *Journal of Consumer Research*, the *Journal of Consumer Psychology*, the *Journal of Retailing* and the *Marketing Education Review*. He served for six years on the Board of Directors for the American Marketing Association. He has been President of the Academic Division of the American Marketing Association and President of the Southern Marketing Association. Dr. Bearden received the University of South Carolina Amoco Teaching

Award and the USC Mungo Award for Teaching Excellence that are presented annually to one faculty member and, as well as the Outstanding MBA Teacher Award, and twice has been awarded the Alfred G. Smith Darla Moore School of Business Teacher of the Year Award. He has been recognized as a faculty initiate in Mortar Board, ODK and Golden Key, and received the 2004 University of South Carolina Educational Foundation Research Award for Professional Schools and the 2005 USC Trustee Professorship Award.

His teaching and research interests include consumer behavior, marketing research, and the evaluation of marketing promotions. He was faculty co-director for the University Lilly Teaching Fellows from 1992-1995.

Carolina Head Coaches



Mark Berson
Men's Soccer



Puggy Blackmon
Men's Golf



Kristi Coggins
Women's Golf



Joyce Compton
Softball



Kent DeMars
Men's Tennis



Boo Duncan
Equestrian



Arlo Elkins
Women's Tennis



Curtis Frye
Track & Cross Country



Don Gibb
Swimming



Dave Odom
Men's Basketball



Todd Sherritt
Diving



Nancy Somera
Volleyball



Steve Spurrier
Football



Shelley Smith
Women's Soccer



Ray Tanner
Baseball



Susan Walvius
Women's Basketball

Home of the Gamecocks

2005-06 Highlights

:: The football team set a school-record with five consecutive SEC victories with wins over Kentucky, Vanderbilt, Tennessee, Arkansas and Florida. The Gamecocks also played in the Independence Bowl in coach Steve Spurrier's inaugural season. Wide receiver Sidney Rice earned National Freshman of the Year honors from Rivals.com.

:: The men's soccer team claimed the Conference USA Championship and an automatic berth to the NCAA Tournament, the 18th in school history, in its first season competing in the league.

:: For the second straight season, the men's basketball team made an impressive run to the National Invitation Tournament Championship. Renaldo Balkman was named NIT MVP.

:: The women's basketball team advanced to the postseason in 2006, competing in the Women's NIT. The Gamecocks set new school records for blocked shots, scoring defense and field goal percentage defense.

:: For the eighth consecutive year, the women's golf team advanced to the NCAA Regional in 2006. Senior Erica Battle was the recipient of the prestigious Dinah Shore Trophy and sophomore Whitney Simons was recognized as the 2006 SEC Women's Golf Scholar-Athlete of the Year.

:: The Gamecock women's tennis team advanced to the NCAA Tournament for the 12th year in a row, and freshman Gira Schofield made the field of 64 at the NCAA Singles Championship.

:: The volleyball team completed its first season under head coach Nancy Somera in 2005. The Gamecocks ended the year with three consecutive wins and knocked off two teams during the year that advanced to the NCAA Tournament.

:: The equestrian team won its second consecutive Hunt Seat national title and captured the 2006 Co-Reserve Championship at the Varsity National Equestrian Championships.

:: Senior catcher Ashley Smith was named SEC Scholar Athlete of the Year for the third consecutive season and earned CoSIDA/ESPN The Magazine Academic All-America honors for the third straight year.

:: Senior diver Allison Brennan finished second on the one-meter board at the NCAA Championships and won the SEC title on both the 1-meter and 3-meter boards. The women's swim team posted a team GPA of 3.523, the third-best GPA among Division I schools.

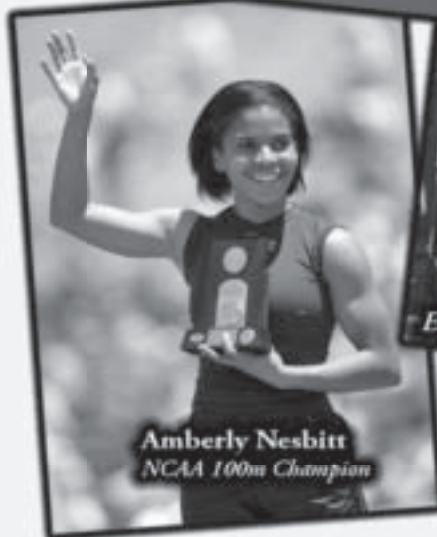
:: The men's golf team finished in the top 25 at the NCAA Championship and senior Eirik Johansen earned honorable mention All-America honors.

:: The men's tennis team competed in the NCAA Championship for the 13th-straight year. Senior Tom Eklund was named USC's Male Scholar-Athlete of the Year.

:: The women's track and field team captured its second straight NCAA East Regional title and placed third at the NCAA Outdoor Championship. Amberly Nesbitt won the 100 meter outdoor crown and Shalonda Solomon swept the 200 meter titles, indoors and outdoors. The Gamecock men's team placed third at the NCAA East Regional and finished in the top 30 at the NCAA Outdoor Meet.

:: The baseball team competed in an NCAA Super Regional for the sixth time in the last seven years and finished one game shy of the College World Series. In a 15-6 win over Georgia in the Super Regional, the team tied an NCAA record by hitting five consecutive home runs.

:: Women's soccer senior Kimmy Criss was selected a CoSIDA Academic All-American while sophomore Ashley Kirk made the All-SEC second team.



Shalonda Solomon
NCAA 200m Champion
Indoors & Outdoors




The University of South Carolina

Located in the heart of South Carolina, Columbia combines the graces of a rich past with the vibrance of the emerging Southeast.

The city serves as center for education and government.

Columbia offers something for everyone



152



South Carolina's Capital City

COLUMBIA, SOUTH CAROLINA

Columbia's Population: 121, 395

Metro Area Population: 689,878

:: Columbia is the largest city in the state of South Carolina which provides USC student-athletes with an array of opportunities for internships and networking while in college.

:: Entrepreneur.com listed Columbia 8th of 50 mid-sized metropolitan areas nationwide in its 2005 Hot Cities for Entrepreneurs rankings. In addition, Expansion Management ranked Columbia 21st in its "America's 50 Hottest Cities" list for business expansions and relocations

:: Columbia was recently listed among "America's 30 Most Livable Communities" by Partners for Liveable Communities. In June of 2006, Richland County, which encompasses the majority of Columbia, was one of 10 cities to earn an All-America City award from the National Civic League.

:: The area is often cited for its high quality of life offerings, with its many cultural amenities, parks, and recreational features. The city is at the confluence of two major rivers, which makes it one of the best destinations in the country for kayak and canoe enthusiasts.

Columbia Climate

(Average Monthly Temperatures)

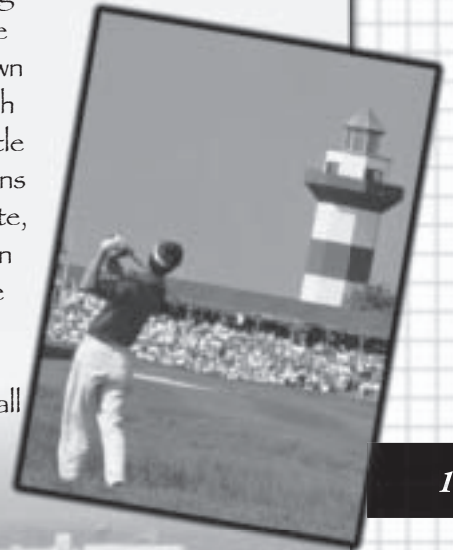
Month	High	Low
January	55	32
February	59	34
March	68	42
April	77	49
May	84	58
June	89	66
July	92	70
August	90	69
September	85	63
October	76	50
November	68	42
December	59	35

Home of the Gamecocks

Known for its friendly people and hospitality, The Palmetto State is also filled with beauty and history. South Carolina is one of the most scenic and thriving states in all of America.

The State of South Carolina

South Carolina features everything - more than 60 miles of wide, white beaches stretching from Georgetown to the North Carolina border, which includes the popular resort of Myrtle Beach, to the foothills and mountains of the northwestern part of the state, to historic Charleston and vacation hot spot Hilton Head Island in the Lowcountry. Columbia is located in the geographical center of the state and is just a short drive from all points.



The Palmetto State
Smiling Faces. Beautiful Places.

The University of South Carolina

South Carolina is the only SEC school and one of just 11 across the country that had its football, men's basketball, women's basketball and baseball teams compete in the postseason in 2005-06.

:: Hall-of-Fame Coach Joyce Compton has led the South Carolina softball team to 12 NCAA Championship appearances and two trips to the Women's College World Series. With 33 years in existence, South Carolina has the oldest softball program in the Southeastern Conference.

:: In 2005, USC claimed its first Equestrian national title. The team also won back-to-back Hunt Seat National titles in 2005 and 2006.

:: All-American Allison Brennan won the title on the 1-meter and 3-meter boards at the 2006 SEC Championships, and finished second on the 1-meter at NCAAs. The women's swimming and diving team recorded a team GPA of 3.5 which ranked them third among all Division I women's swim programs.

:: The Carolina women's basketball team advanced to the Elite Eight at the 2002 NCAA Tournament and has made three trips to the postseason in the last five seasons.

:: South Carolina is one of only four schools who has had a player selected among the first 25 picks in each of the last three NFL Drafts and is home of the 1980 Heisman Trophy winner, George Rogers.

:: The baseball team has reached the NCAA Super Regional in six of the last seven years and made three trips to the College World Series in that span. In 10 seasons at South Carolina, Coach Ray Tanner holds the second-highest winning percentage (.695) in SEC history. Current Major Leaguers Brian Roberts and Adam Everett attended USC.

:: The women's soccer program boasts a strong young crop of talent entering the 2006 season including two-time All-SEC midfield performer Ashley Kirk. The Gamecocks finished strong in the classroom this past semester with a team cumulative GPA of 3.263 with senior Kimmy Criss earning CoSIDA Academic All-America honors and Amanda Thurber finishing her second straight season as a CoSIDA Academic All-District recipient.

:: The women's tennis team has competed in 12 consecutive NCAA Tournaments, which is tied for the 11th-longest active streak in the country. Gira Schofield was named the SEC Freshman of the Year and the ITA Southeast Region Rookie of the Year in 2006.

A Total Program

Home of the Gamecocks

South Carolina offers a total athletics program that has achieved success across the board. The Gamecock staff features some of nation's best coaches and they have made a home at Carolina. Of the 16 head coaches, 11 of have been at South Carolina 10 or more seasons.

:: The South Carolina volleyball team has posted eight 20-win seasons in the past 12 years. Senior Shonda Cole has been involved with USA Volleyball each of the last two years.

:: The women's golf team has made eight consecutive trips to the post-season. Erica Battle was the 2006 recipient of the prestigious Dinah Shore Trophy, which honors the top golfer in the country who combines success on the golf course with success in the classroom, service to the community and extraordinary leadership. She is the second Gamecock in the last three years to win the award. Carolina was recognized as the 2004-05 and 2005-06 NGCA All-Scholar Team of the Year and Whitney Simons was honored as the 2006 SEC Scholar-Athlete of the Year.

:: The women's track and field team has placed in the top-10 11 straight years, joining only the Texas women and Arkansas men in accomplishing this outstanding feat. In addition, they have been in the top five, five of the last six years. The women's program, started in 1991, has also had unprecedented success on the professional circuit with its alums including Olympic gold medalists Tonique Williams-Darling (400m), Aleen Bailey (4x100m relay) and Charmaine Howell (4x400m relay).

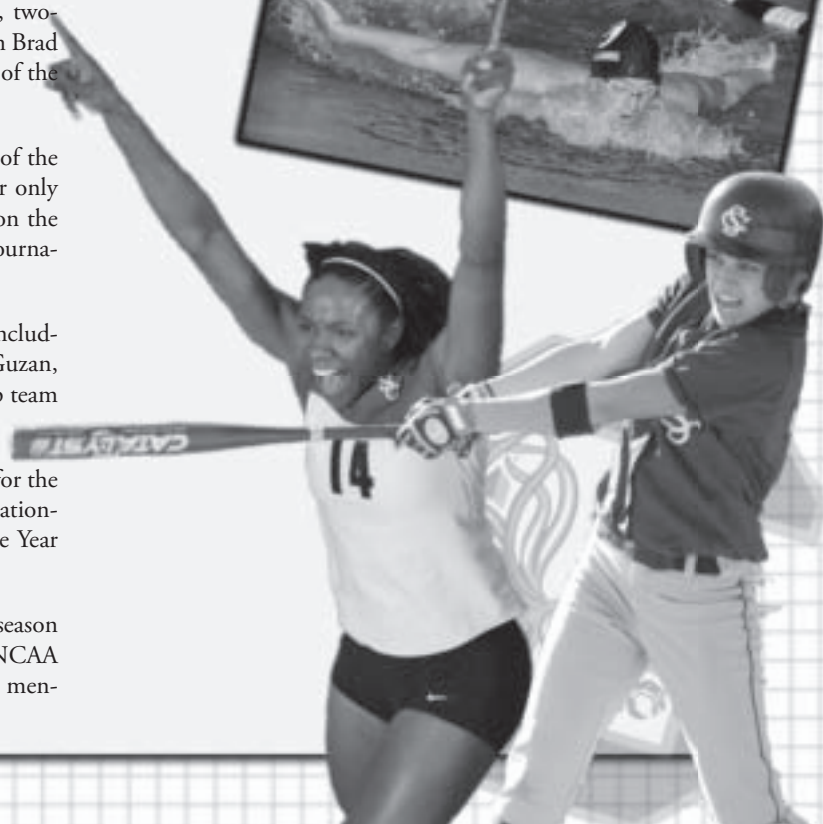
:: The men's track and field team, which has won 14 NCAA titles over 12 years, has finished in the top 30 seven of the last eight years. USC track alums include two-time Olympic silver medalist Terrence Trammell, two-time Olympic medalist Otis Harris (gold, silver), three-time Olympian Brad Snyder and five-time NCAA champion and National Scholar Athlete of the Year Otukile Lekote.

:: The men's basketball team, which has won 20 plus games in four of the last five years, has won the last two NIT post-season titles, an honor only accomplished by one other team (St. John's, 1943-44). The team won the season series with 2006 NCAA champion Florida, making the SEC Tournament finals.

:: The men's soccer team has competed in 18 NCAA Tournaments, including two trips to the final four. USC has produced MLS stars Brad Guzan, Clint Mathis and Josh Wolff, who also played on the U.S. World Cup team in Germany in 2006.

:: The men's tennis team has advanced to the NCAA Championship for the last 13 years, a streak that ranks as the eighth-longest active streak nationally. Tom Eklund was selected the USC Male Scholar-Athlete of the Year in 2005-06.


:: The men's golf team has made 11 straight trips to the NCAA postseason under Hall-of-Fame coach Puggy Blackmon and competed in the NCAA Championship a total of 14 times. Eirik Johansen earned honorable mention All-America honors in 2006.



The University of South Carolina

The Carolina Academic Resources and Enrichment Services program employs a team of dedicated staff and tutors to work in a collaborative effort to assist student-athletes with day-to-day activities. It is the mission of the C.A.R.E.S. staff help all student-athletes realize their personal, academic, and athletics potential.

Developing the total student-athlete



:: Seniors Kimmy Criss (Women's Soccer) and Ashley Smith (Softball) were named to the CoSIDA ESPN The Magazine Academic All-America team.

:: Eleven USC student-athletes were named to CoSIDA's ESPN The Magazine Academic All-District III team, including Ashley Smith (Softball), Kimmy Criss (Women's Soccer), Neil Giesler (Baseball), Erica Battle (Women's Golf), Tom Eklund (Men's Tennis), Eirik Johansen (Men's Golf), Shalonda Solomon (Track), Amberly Nesbitt (Track), Precious Akins (Track), Jason Richardson (Track) and Natasha Hastings (Track).

:: Seniors Tom Eklund (Men's Tennis) and Tracey Richardson (Women's Diving) were South Carolina's recipients of the SEC H. Boyd McWhorter Postgraduate Scholarships.

:: South Carolina student-athletes set a record with a 2.978 cumulative GPA for the Fall, 2005 semester and then bettered that mark with a 2.992 GPA for the Spring, 2006 semester.

:: Twelve of 17 programs achieved a GPA of 3.0 or higher in both semesters during the 2005-06 school year. Seventy two student-athletes made the President's List with a perfect 4.0 GPA and 238 were named to the Dean's List.

:: Tom Eklund (Men's Tennis) was chosen the USC Male Scholar-Athlete of the Year and Ashley Smith (Softball) and Amanda Thurber (Women's Soccer) shared the Female Scholar-Athlete of the Year Award. Erica Battle (Women's Golf) was presented the President's Award, the highest honor for a USC student-athlete.

CHAMPS/LIFE SKILLS

USC was selected to begin a CHAMPS/Life Skills Program by the NCAA in 2000. CHAMPS is an acronym meaning CHallenging Athletes' Minds for Personal Success. The Life Skills program addresses commitment to five areas: Academic Excellence, Athletic Excellence, Personal Development, Career Development and Service.

ETIQUETTE SEMINARS: "MANNERS MATTER"

The Etiquette Seminar prepares student-athletes for internships and job hunting by emphasizing table manners and other etiquette appropriate for interview situations in an interactive, formal dinner setting.

GAMECOCK ATHLETICS CAREER NETWORK

The Gamecock Athletics Career Network has resources available for identifying practicum and internship experiences. Other programs include: mentoring, assistance with resume development and job interviewing skills, networking seminars and collaborations with the University Career Center.

UNIVERSITY 101

Each freshman student-athlete enrolls in University 101, an internationally renowned seminar course dedicated to helping new students succeed, during their first semester.

THE STUDENT-ATHLETE ADVISORY COMMITTEE

USC has a Student-Athlete Advisory Committee (SAAC) made up of student-athlete representatives from each sport team within the Athletics Department. SAAC has been active in promoting department-wide community service projects and student-athlete camaraderie, and is a means for student-athletes to communicate with administration about issues that affect student-athletes.

ALL-SPORTS BANQUET

The Athletics Department gives special recognition to all student-athletes each spring at the All-Sports Banquet by honoring athletic and academic accomplishments of student-athletes and teams.



Home of the Gamecocks

The athletics department's community service program, "Team Gamecocks," represents a continuing commitment by Gamecock student-athletes, coaches and staff to respond with both time and effort to the needs of their local communities.

Team Gamecocks: Student-Athletes who care

CAROLINA IN THE COMMUNITY:

: In 2005-2006, South Carolina student-athletes participated in over 125 community service projects, logging more than 3,000 hours of service.

: : The Equestrian team won the athletic department's 2005-06 Team Community Service Award.

: : Kris Clark, a senior on the football team, received the Male SEC Community Service Postgraduate Scholarship while senior track and field athlete Kemesha Whitmire received the Female SEC Community Service Postgraduate Scholarship for 2005-06.

: : Team Gamecocks annually participated in a variety of service projects, including Pigskin Poets, Camp Kemo, Children's Chance, hospital and elementary school visits and food drives.

SEC GOOD WORKS TEAMS

The team consists of a student-athlete from each SEC institution, nominated by each school's personnel, who has devoted himself or herself to community service.

South Carolina's 2005-2006 Recipients

Baseball – Ian Paxton
Men's Basketball – Renaldo Balkman
Women's Basketball – Shannel Harris
Football – Kris Clark
Men's Golf – David Kite
Women's Golf – Erica Battle
Women's Soccer – Kimmy Gillespie
Softball – Melanie Henkes
Men's Swimming – Justin Kata
Women's Swimming – Stephanie Margalis
Men's Tennis – Tom Eklund
Women's Tennis – Justine Walsh
Men's Track & Field – Shawn Cunningham
Women's Track & Field – Cheryl Terrio
Volleyball – Nicole Miller



The University of South Carolina

Gamecock Athletics Facilities



Williams-Brice Stadium

Football • Capacity: 80,250
Largest Crowd: 85,000 (vs. Clemson, Nov. 17, 2001)



The Colonial Center

Men's and Women's Basketball • Capacity: 18,000
Largest Crowd: 18,000 (MBB vs. Kentucky, March 3, 2004)



Sarge Frye Field

Baseball • Capacity: 6,000
Largest Crowd: 6,811 (vs. Clemson, April 24, 2004)



Eugene E. Stone III Stadium

Men's and Women's Soccer • Capacity: 5,700
Largest Crowd: 6,025 (MSOC vs. Clemson, Oct. 14, 1990)



Beckham Field

Softball • Capacity: 1,500
Largest Crowd: 2,250 (vs. Kansas, May 18, 1997)



Carolina Natatorium

Men's and Women's Swimming and Diving • Capacity: 1,200

Home of the Gamecocks

Gamecock Athletics Facilities



University Club at Cobblestone Park
Men's and Women's Golf



Sam Daniel Tennis Center
Men's Tennis • Capacity: 1,500



Maxcy Gregg Tennis Center
Women's Tennis • Capacity: 700



Weems Baskin Track
Men's and Women's Track and Field • Capacity: 2,200



One Wood Farm
Equestrian



Volleyball Competition Facility
Volleyball • Capacity: 2,000
Largest Crowd: 1,793 (vs. Florida, Sept. 21, 2001)

The University of South Carolina

Alumni and fans hold a deep love for the Gamecocks. You won't find more passionate and loyal fans any place in the country.

You're a Gamecock for life.

2001

The University of South Carolina features perhaps the most unique and electrifying pregame entrance in all of college football. The Gamecocks assemble in the southeast corner of Williams-Brice Stadium, and as more than 82,000 fans begin to roar in anticipation, the theme song from "2001 - A Space Odyssey" begins to blare over the stadium sound system. At the music continues, the excitement builds and the sound of the crowd grows deafening. At the precise moment, in perfect coordination with the music, the Gamecocks storm onto the field.

The theme "2001" corresponds with the University's Bicentennial, which was celebrated six years ago.

Cocky

South Carolina's official mascot, Cocky, appears at many Gamecock Athletics events. Known for his zany antics and widely-recognized around the country, Cocky has been a member of Capital One's Mascot All-America team for three straight years.

Alma Mater

"We Hail Thee Carolina"

We hail thee, Carolina, and sing thy high praise
With loyal devotion, remembering the days
When proudly we sought thee, thy children
to be: Here's a health, Carolina, forever to thee!

Since pilgrims of learning, we entered thy walls
And found dearest comrades in thy classic halls
We've honored and loved thee as sons
faithfully; Here's a health, Carolina, forever to thee!

Generations of sons have rejoiced to proclaim
Thy watchword of service, thy beauty and fame;
For ages to come shall their rallying cry be:
Here's a health, Carolina, forever to thee!

Fair shrine of high honor and truth, thou shalt still
Blaze forth as a beacon, thy mission fulfill,
And crowned by all hearts in a new jubilee:
Here's a health, Carolina, forever to thee!

Fight Song

"The Fighting Gamecocks Lead the Way"

Hey, Let's give a cheer, Carolina is here,
The Fighting Gamecocks lead the way.

Who gives a care, If the going gets tough,
And when it is rough, that's when the 'Cocks get going.

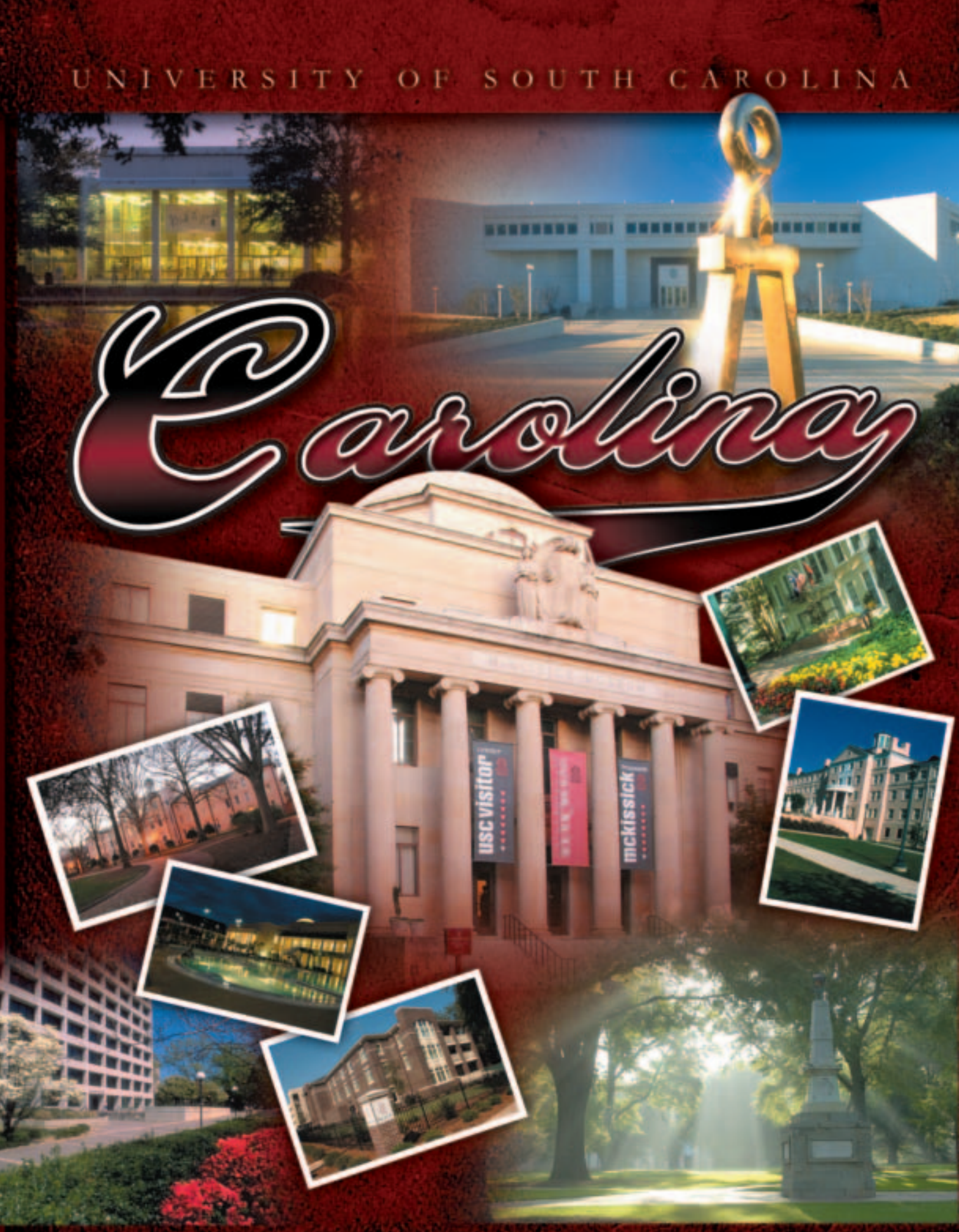
Hail to our colors of garnet and black,
In Carolina pride have we.

So, Go Gamecocks Go - FIGHT! Drive for the goal - FIGHT!
USC will win today - GO COCKS!
So, let's give a cheer, Carolina is here. The Fighting Gamecocks All The Way!



UNIVERSITY OF SOUTH CAROLINA

Carolina



Schedule

FEBRUARY

9	vs. Oklahoma I	Wilmington, N.C.	12 noon
10	vs. Western Kentucky I	Wilmington, N.C.	4 pm
11	at UNC Wilmington I	Wilmington, N.C.	2 pm
16	vs. Liberty \$	Charleston, S.C.	12 noon
17	vs. Richmond \$	Charleston, S.C.	11 am
18	at The Citadel \$	Charleston, S.C.	2 pm
23	EASTERN MICHIGAN	COLUMBIA, S.C.	3 PM
24	EASTERN MICHIGAN	COLUMBIA, S.C.	1:30 PM
25	EASTERN MICHIGAN	COLUMBIA, S.C.	1:30 PM

MARCH

3	at Clemson	Clemson, S.C.	2 pm
4	CLEMSON	COLUMBIA, S.C.	1:30 PM
6	at College of Charleston	Charleston, S.C.	6 pm
9	BROWN	COLUMBIA, S.C.	7 PM
10	BROWN	COLUMBIA, S.C.	4 PM
11	BROWN	COLUMBIA, S.C.	1:30 PM
13	APPALACHIAN STATE	COLUMBIA, S.C.	7 PM
14	APPALACHIAN STATE	COLUMBIA, S.C.	7 PM
16	LSU*	COLUMBIA, S.C.	7 PM
17	LSU*	COLUMBIA, S.C.	4 PM
18	LSU*	COLUMBIA, S.C.	12 NOON
29	UNC ASHEVILLE	COLUMBIA, S.C.	7 PM
21	at Wofford	Spartanburg, S.C.	7 pm
23	at Mississippi State*	Starkville, Miss.	6:30 pm CT
24	at Mississippi State*	Starkville, Miss.	2 pm CT
25	at Mississippi State*	Starkville, Miss.	1:30 pm CT
27	at Elon	Elon, N.C.	7 pm
30	VANDERBILT*	COLUMBIA, S.C.	7 PM
31	VANDERBILT* (SEC-TVFSN SOUTH)	COLUMBIA, S.C.	4 PM

APRIL

1	VANDERBILT*	COLUMBIA, S.C.	1:30 PM
4	FURMAN	COLUMBIA, S.C.	7 PM
6	at Florida*	Gainesville, Fla.	6:30 pm
7	at Florida*	Gainesville, Fla.	4 pm
8	at Florida*	Gainesville, Fla.	1 pm
11	at Clemson	Clemson, S.C.	7:15 pm
13	AUBURN*	COLUMBIA, S.C.	7 PM
14	AUBURN*	COLUMBIA, S.C.	4 PM
15	AUBURN*	COLUMBIA, S.C.	1:30 PM
17	WOFFORD	COLUMBIA, S.C.	7 PM
18	CLEMSON	COLUMBIA, S.C.	7 PM
20	at Ole Miss*	Oxford, Miss.	6:30 pm CT
21	at Ole Miss*	Oxford, Miss.	4 pm CT
22	at Ole Miss*	Oxford, Miss.	1:30 pm CT
24	DAVIDSON	COLUMBIA, S.C.	7 PM
27	at Alabama*	Tuscaloosa, Ala.	6:30 pm CT
29	at Alabama*	Tuscaloosa, Ala.	4 pm CT
29	at Alabama*	Tuscaloosa, Ala.	2 pm CT

MAY

4	KENTUCKY*	COLUMBIA, S.C.	7 PM
5	KENTUCKY*	COLUMBIA, S.C.	4 PM
6	KENTUCKY*	COLUMBIA, S.C.	1:30 PM
9	THE CITADEL	COLUMBIA, S.C.	7 PM
11	at Tennessee*	Knoxville, Tenn.	7 pm
12	at Tennessee*	Knoxville, Tenn.	6 pm
13	at Tennessee*	Knoxville, Tenn.	2 pm
17	GEORGIA*	COLUMBIA, S.C.	7 PM
18	GEORGIA*	COLUMBIA, S.C.	7 PM
19	GEORGIA* (SEC-TVFSN SOUTH)	COLUMBIA, S.C.	4 PM
23-27	at SEC Tournament	Hoover, Ala.	

JUNE

1-4	NCAA Regionals	TBA
8-11	NCAA Super Regionals	TBA
15-25	College World Series	Omaha, Neb.

All times Eastern unless noted. Dates and times subject to change.

All home games in **BOLD ALL CAPS**. *Denotes Southeastern Conference Game.

I - UNC Wilmington Tournament; \$ - The Citadel Tournament.

USCSports.com

The Official Site of Southeastern Athletics



Chayne Hurd

Drew Martin

Jeff Saffords