

Faraign.Giles  
All-American

Quentin.Moore

Erik.Heymann

Brandi.Cross  
All-American

Trier.Young

# NCAA<sup>®</sup> QUALIFIERS

Ray.Miley  
All-American

Jussi.Heikkila

Jamil.James  
All-American

Derron.Flood  
All-American

*History & Records*



**ALEEN BAILEY**  
Graduate  
2004 Athens  
100m, 4x100m Relay  
Jamaica



**MIKI BARBER**  
Graduate  
2000 Sydney  
4x400m Relay  
USA



**LASHINDA DEMUS**  
Former Student-Athlete  
2004 Athens  
400m Hurdles  
USA




**ADRIAN DURANT**  
Former Student-Athlete  
2004 Athens  
100m, 200m, 4x100m Relay  
U.S. Virgin Islands



**DAWN ELLERBE**  
Graduate  
2000 Sydney  
Hammer Throw  
USA



**MICHELLE FOURNIER**  
Graduate  
2000 Sydney, 2004 Athens  
Hammer Throw  
Canada



**OTIS HARRIS**  
Former Student-Athlete  
2004 Athens  
400m, 4x400m Relay  
USA



**MONIQUE HENNAGAN**  
Former Volunteer Coach  
2000 Sydney, 2004 Athens  
4x400m Relay, 400m  
USA



**CHARMAINE HOWELL**  
Graduate  
2000 Sydney  
800m  
Jamaica



**ALLEN JOHNSON**  
Former Volunteer Coach  
1996 Atlanta, 2000 Sydney,  
2004 Athens  
110m Hurdles  
USA



**LISA MISIPEKA**  
Graduate  
1996 Atlanta, 2000 Sydney,  
2004 Athens  
Hammer Throw, Shot Put  
American Samoa




**MELISSA MORRISON**  
Former Volunteer Coach  
2000 Sydney, 2004 Athens  
100m Hurdles  
USA



**BRAD SNYDER**  
Graduate  
1996 Atlanta, 2000 Sydney,  
2004 Athens  
Shot Put  
Canada



**SHEVON STODDART**  
Graduate  
2004 Athens  
400m Hurdles  
Jamaica



**TERRENCE TRAMMELL**  
Graduate  
2000 Sydney, 2004 Athens  
110m Hurdles  
USA



**MARVIN WATTS**  
Graduate  
2000 Sydney  
800m  
Jamaica



**TONIQUE WILLIAMS-DARLING**  
Graduate  
2000 Sydney, 2004 Athens  
400m  
Bahamas

## TEN GAMECOCKS COMPETE AT 2004 OLYMPICS

Ten Gamecocks, currently and formerly coached by Curtis Frye (who served as an assistant coach for the USA Women's Track and Field Team), were among the 2004 Olympians in Athens, Greece. Of those 10, four brought home a total of five medals, including the USC track and field program's first three gold medals won by former athletes Tonique Williams-Darling (Bahamas) in the 400m, Otis Harris (USA) in the 4x400m relay and Aleen Bailey (Jamaica) in the 4x100m relay. Harris also won a silver medal in the 400m, while Terrence Trammell claimed his second consecutive silver medal in the 110m hurdles. Former volunteer coach Melissa Morrison also added to her medal count with a bronze in the 100m hurdles. Other USC Olympians included Lisa Misipeka, Michelle Fournier, Brad Snyder, Lashinda Demus, Adrian Durant and Shevon Stoddart, as well as former volunteer coaches Allen Johnson and Monique Hennagan.

## SOUTH CAROLINA MEDALISTS AT THE 2004 OLYMPICS

**ALEEN BAILEY**  
Former Student-Athlete  
Gold Medalist:  
4x100-Meter Relay  
(Jamaica)

**TERRENCE TRAMMELL**  
Former Student-Athlete  
Silver Medalist:  
110-Meter Hurdles  
(USA)

**OTIS HARRIS**  
Former Student-Athlete  
Gold Medalist:  
4x400-Meter Relay  
Silver Medalist:  
400-Meter Dash  
(USA)

**TONIQUE WILLIAMS-DARLING**  
Former Student-Athlete  
Gold Medalist:  
400-Meter Dash  
(Bahamas)

**MELISSA MORRISON**  
Former Volunteer Coach  
Bronze Medal:  
100-Meter Hurdles  
(USA)



Three-time Olympian and South Carolina alum Lisa Misipeka became the first Gamecock to hold the flag for any country in the Athens Olympic Opening Ceremony.



South Carolina coach Curtis Frye is pictured here with Otis Harris, who received two medals at the Athens Olympics. Harris took silver in the 400m and earned a gold as a member of the 4x400m relay team.



South Carolina alum Tonique Williams-Darling poses here with USC coach Curtis Frye after winning a gold medal in the 400-meter dash. She competed at the 2000 Olympics in Sydney as well.



South Carolina alum Terrence Trammell won his second consecutive silver medal in the 110m hurdles.

## GAMECOCKS A STRONG PRESENCE AT 2000 OLYMPICS

South Carolina sent a combined 19 athletes/coaches to the 2000 Olympics in Sydney, Australia, 12 of whom came from the track and field program. Graduates Charmaine Howell and Terrence Trammell both won silver medals, with Howell's coming in the 4x400-meter relay for Jamaica and Trammell's in the 110-meter hurdles for the USA. Former volunteer coach Monique Hennagan scored a gold medal as a member of the USA's 4x400m relay squad. Another former volunteer, Melissa Morrison, received a bronze medal competing for the USA in the 100-meter hurdles. Former Gamecocks Miki Barber, Dawn Ellerbe, Michelle Fournier, Tonique Williams-Darling and Marvin Watts competed in the Sydney Olympics, as well as former volunteer coach Allen Johnson. Former student-athletes Lisa Barber, Jimmie Hackley, Jackie Madison, Candy Mitchell, Demetria Washington, Antoinette Wilks and Ellakisha Williamson were Olympic trials participants.

## SOUTH CAROLINA MEDALISTS AT THE 2000 OLYMPICS

**MONIQUE HENNAGAN**  
Former Volunteer Coach  
Gold Medalist:  
4x400-Meter Relay  
(USA)

**MELISSA MORRISON**  
Former Volunteer Coach  
Bronze Medal:  
100-Meter Hurdles  
(USA)

**CHARMAINE HOWELL**  
Former Student-Athlete  
Silver Medalist:  
4x400-Meter Relay  
(Jamaica)

**TERRENCE TRAMMELL**  
Former Student-Athlete  
Silver Medalist:  
110-Meter Hurdles  
(USA)



Head coach Curtis Frye saw 12 of his athletes and/or coaches make the Sydney Olympics. Pictured above, Frye relates his experience to WIS-TV.



Terrence Trammell, the silver medalist in the 110m hurdles, ran around Olympic Stadium with the American flag. Trammell came back to USC after turning pro to receive his degree on time in December 2002.



South Carolina sent 19 student-athletes or coaches to Sydney for the Summer Olympics in 2000. A number of the Olympians were featured on a panel upon returning to Columbia: Allen Johnson (110m hurdles), Michelle Davison (diving), Miki Barber (4x400m relay), Melissa Morrison (100m hurdles), Charmaine Howell (800m, 4x400m relay), Monique Hennagan (400m, 4x400m relay) and head baseball coach Ray Tanner.



## GAMECOCKS ON THE INTERNATIONAL SCENE

Like the summer Olympics, South Carolina has been a major force with its athletes on the international scene. The past few years, a number of former Gamecocks dominated the track and field season both indoors and outdoors.

In 2007, Terrance Trammell and Tiffany Ross-Williams gave the Gamecocks a hurdles sweep at the USA Track and Field Championships in Indianapolis, Ind. Trammell won his first career U.S. crown in the 110m hurdles in 13.08, leading from start to finish. Ross-Williams topped the women's 400m hurdle list in a personal-best time of 53.28. Her performance was worth 1,228 points using IAAF scoring tables and put her in first for the women's Visa Championship.

Natasha Hastings made waves at the end of her collegiate career by posting the fastest time ever by a collegiate runner in the 400m. Hastings clocked a 49.84 to take silver medalist honors.

Carolina graduates weren't done yet as Rodney Martin won the bronze medal in the 200m at 20.18. Miki Barber finished sixth in both the 100m and 200m to round out the event. "It's a great day to be a Gamecock!" USC head coach Curtis Frye said at the conclusion of the championships.

Trammell also took to the world stage, bringing home the silver medal at the World Championships in the 110m hurdles. He ran a 12.99 at the meet in Osaka, Japan, just behind winner Xiang Liu at 12.95.

Possibly one of the most exciting moments of the World Championships came in the men's 4x100m when Leroy Dixon took the baton for the anchor leg. Dixon held off world recorder holder Asafa Powell of Jamaica to give USA the gold medal at 37.78. Miki Barber helped the women's 4x100m relay team to its second consecutive title after also running the anchor leg in a 41.98 showing. Former Gamecocks Rodney Martin and Mechelle Lewis also share in the winnings in leading their respective relays in the semifinals to earn a share of the gold.

Current Gamecocks weren't to be outdone on the international scene, evidenced by a four medal showing at the Pan Am Junior Championships in Sao Paulo, Brazil. Brandi Cross placed fourth in the 400m before taking home gold with the 4x400m relay team. The mile relay crossed the tape in 3:29.76, marking the fourth fastest time ever. Cross was named the USA women's team captain, while Carolina Associate Head Coach Delethea Quarles headed the women's team.

Incoming hurdler Johnny Dutch brought home three medals at the games, giving a glimpse of what could be the next in a line of internationally competitive hurdlers at South Carolina. Dutch took gold in both the 110m hurdles (13.46) and the 400m hurdles (50.82). He then earned a silver medal after running a leg in the 4x400m relay team that came in at 3:06.15.

### USA World Championship Team Members:


- Terrance Trammell – 110m hurdles – Gold Medalist at USA's
- Rodney Martin – 200m – Bronze Medalist at USA's
- Leroy Dixon – 4x100m relay pool
- Miki Barber – 4x100m relay pool – 100m finalist
- Natasha Hastings – 400m, 4x400m relay pool – Silver Medalist at USA's
- Mechelle Lewis – 4x100m relay pool – 100m finalist
- Tiffany Ross-Williams – 400m hurdles – Gold Medalist at USA's

### USA Pan American Championship Team Members:

- Johnny Dutch – 110m hurdles, 400m hurdles, 4x400m relay – Silver Medalist in both at USA's
- LaKya Brookins – 100m, 4x100m relay – Bronze Medalist at USA's
- Brandi Cross – 400m, 4x400m relay – Silver Medalist at USA's
- Breehana Jacobs – 400m, 4x400m relay – Bronze Medalist at USA's
- Shayla Mahan – 100m, 4x100m relay – Silver Medalist at USA's



Lisa Barber, Demetria Washington and Miki Barber were members of the winning 4x400m relay team at the 2001 World University Games. Washington won gold in the 400m, while Miki took bronze in the event.



Leroy Dixon crosses the line ahead of Jamaica's Asafa Powell to bring home the gold medal in the men's 4x100m relay at the World Championships in Osaka, Japan. Team USA crossed the line at 37.78.

## INDOOR CHAMPIONS

**60-METER DASH**  
 2000 Terrence Trammell ..... 6.54

**800-METER RUN**  
 2002 Otukile Lekote ..... 1:46.88

**60-METER HURDLES**  
 1999 Terrence Trammell ..... 7.52  
 2000 Terrence Trammell ..... 7.55

**4x800-METER RELAY**  
 1974 D. Brown, Sheley, J. Brown, Schaper ..... 7:27.4

**SHOT PUT**  
 1998 Brad Snyder ..... 66-4 1/2  
 1999 Brad Snyder ..... 64-11 1/2

**35-POUND WEIGHT**  
 1994 Ron Willis ..... 71-11



Don Brown  
1 Title




John Brown  
1 Title




Clint Crenshaw  
1 Title



Jonathan Fortenberry  
1 Title



Otis Harris  
1 Title



James Law  
1 Title

## OUTDOOR CHAMPIONS

**400-METER DASH**  
 1948 Norman "Scooter" Rucks ..... 47.2

**800-METER RUN**  
 2001 Otukile Lekote ..... 1:46.68  
 2002 Otukile Lekote ..... 1:45.17

**110-METER HURDLES**  
 1999 Terrence Trammell ..... 13.45  
 2000 Terrence Trammell ..... 13.43

**4x100-METER RELAY**  
 1999 Crenshaw, Trammell, Mays, Price ..... 38.92

**4x400-METER RELAY**  
 2002 Law, Lekote, Harris, Fortenberry ..... 3:02.16

**SHOT PUT**  
 1998 Brad Snyder ..... 64-7 3/4



Otukile Lekote  
4 Titles



Shah Mays  
1 Title




Jamie Price  
1 Title




Norman Rucks  
1 Title



Jim Schaper  
1 Title



Mike Sheley  
1 Title



Brad Snyder  
3 Titles



Terrence Trammell  
6 Titles



Ron Willis  
1 Title





**Aleen Bailey**  
3 Titles



**Lisa Barber**  
1 Title



**Miki Barber**  
5 Titles



**Tacita Bass**  
3 Titles



**Krystal Cantey**  
1 Title



**Brandi Cross**  
1 Title



**Lashinda Demus**  
4 Titles



**Dawn Ellerbe**  
4 Titles



**Sheneka Griffin**  
1 Title



**Natasha Hastings**  
3 Titles



**Lisa Misipeka**  
2 Titles



**Amberly Nesbitt**  
1 Title



**Tiffany Ross-Williams**  
2 Titles



**Stephanie Smith**  
2 Titles



**Shalonda Solomon**  
3 Titles



**Shevon Stoddart**  
2 Titles



**Demetria Washington**  
6 Titles



**Erica Whipple**  
1 Title



**Ellakisha Williamson**  
1 Title

## INDOOR CHAMPIONS

### 200-METER DASH

2000	Miki Barber.....	23.06
2006	Shalonda Solomon .....	22.57

### 400-METER DASH

2001	Demetria Washington .....	52.37
2003	Lashinda Demus.....	51.79
2007	Natasha Hastings .....	50.80

### 4x400-METER RELAY

2001	Bass, M. Barber, Griffin, Washington.....	3:30.08
2002	Bass, Demus, Stoddart, Washington.....	3:30.36
2005	Stoddart, Smith, Ross-Williams, Solomon.....	3:30.01
2007	Smith, Cantey, Cross, Hastings .....	3:29.57

### 20-POUND WEIGHT

1996	Dawn Ellerbe .....	67-10 1/4
1997	Dawn Ellerbe .....	71-8 3/4
1998	Lisa Misipeka.....	70-5 1/4

## OUTDOOR CHAMPIONS

### 100-METER DASH

2003	Aleen Bailey.....	11.18
2006	Amberly Nesbitt .....	11.34

### 200-METER DASH

2003	Aleen Bailey.....	22.65
2006	Shalonda Solomon .....	22.62

### 400-METER DASH

2000	Miki Barber.....	51.14
2007	Natasha Hastings .....	50.15

### 400-METER HURDLES

2002	Lashinda Demus.....	54.85
------	---------------------	-------

### 4x100-METER RELAY

2002	Whipple, Washington, M. Barber, Bailey.....	43.12
------	---	-------

### 4x400-METER RELAY

2000	L. Barber, Washington, Williamson, M. Barber .....	3:28.64
2002	Ross, Washington, Bass, Demus .....	3:26.46

### HAMMER

1996	Dawn Ellerbe .....	209-2
1997	Dawn Ellerbe .....	207-4
1998	Lisa Misipeka.....	209-4

## 2002 NCAA WOMEN'S OUTDOOR NATIONAL CHAMPIONS

**BATON ROUGE, La. (June 1, 2002)** — Winning the 4x400m relay with an NCAA meet and collegiate record, the University of South Carolina women's track and field team won the NCAA Outdoor Track and Field title in Baton Rouge, La. It is the school's first-ever NCAA team title in any sport.

USC's women scored 82 points to win the title with UCLA scoring 72 points. Southern California, the defending champions, finished third and LSU, the 2002 indoor champions, was fourth.

On the men's side, South Carolina's men finished sixth with 30 points. LSU won the title with 64 points and Tennessee, favored all year, finished second with 57 points.

"I've learned a lot from a lot of great people," Carolina head coach Curtis Frye said. "I stand on the shoulders of incredible giants in the sport. I think our kids understand what it means to be a class act and win a championship. I knew some things had to happen for UCLA. We didn't have a lot of things go wrong and we wanted to control our own destiny. We wanted to run our best race of the year in the 4x400m relay and we did. I am just thrilled; I have waited 27 years for this."

"I'm just as thrilled with the men's finish," Frye continued. "We came here hoping to finish in the top 10 — maybe top five. I am proud of our efforts. I knew after we won the SEC title in the 4x400m relay, our men would win the race here. All four put it on the line and did an incredible job."

The women ran a time of 3:26.46 to break its own collegiate and NCAA Championship records in the 4x400m relay. The team of Tiffany Ross, Demetria Washington, Tacita Bass and Lashinda Demus helped USC to a first-place finish over Texas. It last won the NCAA title in 2000.

"I can't put into words how I feel right now," Lisa Barber said. "Winning the school's first NCAA title — ever — wow! I am so proud of our entire team. We knew we had a chance if we just worked hard. We are thrilled. I am so proud of the men's and women's teams."

On the men's side, USC won the final event of the meet, the men's 4x400m relay with a school-record time of 3:02.16. The relay included James Law, Otukile Lekote, Otis Harris and Jon Fortenberry. Fortenberry, hoping to reverse his luck after dropping the stick in the prelims, wore his uniform backward and beat LSU and Baylor at the tape.

"I didn't want to drop the stick again tonight, so I wore my uniform backward. It worked," Fortenberry said.

In the final day of the NCAA Outdoor Track and Field Championships, USC's quarter-mile runners went 2-3-4 to collect 19 points in the event alone. Barber ran



a personal-best at 50.87 to finish as the runner-up in the 400m. Demus was third, finishing at 51.30, also a personal best. Demus won the 400m hurdles Friday. Washington was fourth, finishing at 51.38. Washington was the runner-up in 2001 and at the indoor meet in 2002.

One hour later, Aleen Bailey stepped on the track with Barber and picked up 12 points in the 200m, finishing second and fifth, respectively. Bailey ran a 22.99 to finish as the runner-up and Barber finished fifth at 23.29.

"Coach Frye told us before the 200m race that we had to score six points to help the team," Bailey said. "We scored 12! I am so happy to finish second. I know the points helped the team."

On the men's side, Harris was eighth in the 400m at 45.99. It was the first time Harris has scored at the outdoor meet and his first outdoor All-America honor. Fortenberry was ninth and also collected All-America honors.

Ross was eighth in the 100m hurdles at 13.57. It was a first-time appearance for Ross in the event, as she was the NCAA runner-up Friday in the 400m hurdles with a time of 55.22.

SOUTH CAROLINA SCORING		SATURDAY, JUNE 1 • 42 Points •		400-Meter Hurdles (Finals)		Long Jump (Finals)	
1. SOUTH CAROLINA	82	<b>200-Meter Dash (Finals)</b>		1. Lashinda Demus	54.85	6. Antoinette Wilks	20-9 3/4
2. UCLA	72	2. Aleen Bailey	22.99	2. Tiffany Ross	55.22	<b>Heptathlon (All Events)</b>	
3. Southern California	57	5. Lisa Barber	23.29	6. Shevon Stoddart	57.86	3. Tacita Bass	5,622
4. LSU	43	<b>400-Meter Dash (Finals)</b>		<b>4x100-Meter Relay (Finals)</b>		<b>WEDNESDAY, MAY 29</b>	
5. Kansas State	30	2. Lisa Barber	50.87	1. Whipple, Washington, M. Barber, Bailey	43.12	<b>200-Meter Dash (Prelims)</b>	
6. Florida	29	3. Lashinda Demus	51.30	<b>THURSDAY, MAY 30</b>		Aleen Bailey	22.85
7. Stanford	25	4. Demetria Washington	51.38	• 9 Points •		Lisa Barber	23.06
8. North Carolina	22	<b>100-Meter Hurdles (Finals)</b>		<b>100-Meter Dash (Prelims)</b>		<b>400-Meter Hurdles (Prelims)</b>	
		8. Tiffany Ross	13.57	Aleen Bailey	11.42	Lashinda Demus	56.39
		<b>4x400-Meter Relay (Finals)</b>		<b>400-Meter Dash (Prelims)</b>		Tiffany Ross	56.66
		1. Ross, Washington, Bass, Demus	3:26.46	Demetria Washington	51.51	Shevon Stoddart	57.64
		<b>FRIDAY, MAY 31</b>		Lashinda Demus	51.78	<b>4x100-Meter Relay (Prelims)</b>	
		• 31 Points •		Lisa Barber	52.01	Whipple, Washington, Lewis, Bailey	43.88
		<b>100-Meter Dash (Prelims)</b>		<b>100-Meter Hurdles (Prelims)</b>		<b>Heptathlon (4 Events)</b>	
		Aleen Bailey	False Start	Tiffany Ross	13.37	5. Tacita Bass	3,322
		<b>100-Meter Hurdles (Prelims)</b>		<b>4x400-Meter Relay (Prelims)</b>			
		Tiffany Ross	13.44	Lewis, Ross, Washington, Stoddart	3:30.49		



## YEARLY MEN'S FINISHES

Year	Coach	CONFERENCE		NATIONAL	
		Indoor	Outdoor	Indoor	Outdoor
<i>South Carolina competed in the Southern Conference from 1922 to 1953.</i>					
1948	Sterling DuPre	—	5th	—	16th
1949	Weems Baskin	5th	T-10th	—	—
1950	Weems Baskin	—	6th	—	—
1951	Weems Baskin	—	6th	—	—
1952	Weems Baskin	—	8th	—	—
1953	Weems Baskin	10th	6th	—	—
<i>South Carolina competed in the ACC from 1954 to 1971.</i>					
1954	Weems Baskin	5th	4th	—	—
1955	Weems Baskin	4th	4th	—	—
1956	Weems Baskin	7th	5th	—	—
1957	Weems Baskin	7th	4th	—	—
1958	Weems Baskin	T-4th	4th	—	—
1959	Weems Baskin	4th	4th	—	—
1960	Weems Baskin	4th	4th	—	—
1961	Weems Baskin	6th	T-4th	—	—
1962	Weems Baskin	5th	4th	—	—
1963	Weems Baskin	T-5th	5th	—	—
1964	Weems Baskin	3rd	4th	—	—
1965	Weems Baskin	4th	4th	—	T-55th
1966	Weems Baskin	5th	2nd	—	T-49th
1967	Weems Baskin	5th	4th	—	T-43rd
1968	Weems Baskin	4th	T-2nd	—	—
1969	Weems Baskin	4th	2nd	—	—
1970	John West	3rd	2nd	—	—
1971	John West	4th	2nd	—	—
<i>South Carolina was independent from 1972 to 1983.</i>					
1972	John West	—	—	—	—
1973	Bill McClure	—	—	—	—
1974	Bill McClure	—	—	3rd	—
1975	Bill McClure	—	—	—	—
1976	Bill McClure	—	—	—	T-47th
1977	Charlie Strong	—	—	—	—
1978	Charlie Strong	—	—	—	—
1979	Charlie Strong	—	—	—	—
1980	Charlie Strong	—	—	—	T-50th
1981	Charlie Strong	—	—	T-60th	—
1982	Charlie Strong	—	—	—	—
1983	Charlie Strong	—	—	—	—
<i>South Carolina competed in the Metro Conference from 1984 to 1991. The league did not sponsor an indoor championship.</i>					
1984	Charlie Strong	—	3rd	—	—
1985	Charlie Strong	—	4th	—	—
1986	Charlie Strong	—	3rd	—	—
1987	Charlie Strong	—	2nd	—	—
1988	Charlie Strong	—	2nd	—	—
1989	Charlie Strong	—	2nd	—	—
1990	Greg Kraft	—	2nd	T-34th	T-68th
1991	Greg Kraft	—	2nd	—	—
<i>South Carolina first competed in the SEC in 1992.</i>					
1992	Greg Kraft	8th	10th	—	—
1993	Greg Kraft	9th	8th	T-24th	—
1994	Greg Kraft	7th	4th	T-19th	—
1995	Greg Kraft	5th	8th	—	—
1996	Greg Kraft	5th	5th	T-38th	T-50th
1997	Curtis Frye	4th	5th	7th	T-40th
1998	Curtis Frye	4th	5th	T-7th	T-11th
1999	Curtis Frye	2nd	6th	4th	T-6th
2000	Curtis Frye	8th	8th	T-8th	T-11th
2001	Curtis Frye	T-7th	8th	T-16th	T-19th
2002	Curtis Frye	9th	7th	6th	6th
2003	Curtis Frye	3rd	T-6th	4th	10th
2004	Curtis Frye	7th	10th	14th	T-31st
2005	Curtis Frye	7th	9th	9th	T-26th
2006	Curtis Frye	5th	5th	T-33rd	T-30th
2007	Curtis Frye	10th	8th	25th	34th

## YEARLY WOMEN'S FINISHES

Year	Coach	CONFERENCE		NATIONAL	
		Indoor	Outdoor	Indoor	Outdoor
<i>The Metro Conference first sponsored a women's championship in 1989.</i>					
<i>Members of South Carolina's cross country team competed at the event.</i>					
1989	Charlie Strong	—	6th	—	—
1990	Greg Kraft	—	2nd	—	—
1991	Greg Kraft	—	5th	—	—
<i>South Carolina first competed in the SEC in 1992. Members of USC's cross country team competed at the indoor and outdoor championships in 1992 before a full team was added for the 1993 season.</i>					
1992	Greg Kraft	10th	12th	—	—
1993	Greg Kraft	T-9th	10th	—	—
1994	Greg Kraft	8th	5th	—	T-55th
1995	Greg Kraft	8th	8th	—	T-9th
1996	Greg Kraft	5th	2nd	T-10th	5th
1997	Curtis Frye	4th	3rd	4th	7th
1998	Curtis Frye	4th	2nd	T-11th	7th
1999	Curtis Frye	3rd	1st	T-18th	7th
2000	Curtis Frye	3rd	2nd	2nd	T-6th
2001	Curtis Frye	3rd	3rd	2nd	4th
2002	Curtis Frye	4th	1st	4th	1st
2003	Curtis Frye	2nd	4th	T-2nd	3rd
2004	Curtis Frye	5th	4th	T-10th	T-7th
2005	Curtis Frye	5th	1st	5th	T-2nd
2006	Curtis Frye	T-3rd	3rd	T-10th	3rd
2007	Curtis Frye	5th	5th	T-10th	12th



**Weems Baskin**  
1949 - 1969



**John West**  
1970 - 1972



**Bill McClure**  
1973 - 1976



**Charlie Strong**  
1977 - 1989



**Greg Kraft**  
1990 - 1996



**Curtis Frye**  
1997 - Present



## 1974

Don Brown - 4x800m  
John Brown - 4x800m  
Jim Schaper - 4x800m, 880y  
Mike Sheley - 4x800m

## 1981

Gus Kirkland - High Jump

## 1990

Phillipe Williams - Long Jump

## 1993

Ron Willis - 35lb Weight

## 1994

Brett Murray - 35lb Weight  
Ron Willis - 35lb Weight

## 1996

Kevin Mannon - 35lb Weight  
Marcus Robinson - 200m  
Brad Snyder - Shot Put  
John Stoikos - 35lb Weight

## 1997

Corey Bridges - 55m  
Ryan Harrison - 35lb Weight  
Kevin Mannon - 35lb Weight  
Brad Snyder - Shot Put  
Marvin Watts - 800m

## 1998

Corey Bridges - 55m  
Brad Snyder - Shot Put  
Bert Sorin - 35lb Weight  
Terrence Trammell - 55m Hurdles

## 1999

Jimmie Hackley - 400m  
Ryan Harrison - 35lb Weight  
Brad Snyder - Shot Put  
Bert Sorin - 35lb Weight  
Terrence Trammell - 60m, 60m Hurdles

## 2000

Terrence Trammell - 60m, 60m Hurdles

## 2001

Otis Harris - 400m, 4x400m  
Pap Howard - 4x400m  
Otukile Lekote - 800m, 4x400m  
Gerald Pressley - 4x400m

## 2002

Jonathan Fortenberry - 4x400m  
Otis Harris - 4x400m  
Otukile Lekote - 800m, 4x400m  
Gerald Pressley - 4x400m  
Chris Steddum - Pole Vault  
Corey Taylor - 60m Hurdles

## 2003

Tony Allmond - Long Jump  
Kenneth Ferguson - 60m Hurdles,

## 4x400m

Jonathan Fortenberry - 400m, 4x400m  
Otis Harris - 4x400m  
Otukile Lekote - 4x400m  
Corey Taylor - 60m Hurdles

## 2004

Tony Allmond - Long Jump  
Chris Steddum - Pole Vault  
Fred Townsend - Pentathlon

## 2005

Rodney Martin - 200m  
Jason Richardson - 60m Hurdles

## 2006

Greig Cryer - Long Jump, Triple Jump  
Jason Richardson - 60m Hurdles

## 2007

Thomas Hilliard - 60mH, 4x400m  
Keith Hinnant - 4x400m  
Ray Miley - 4x400m  
Quentin Moore - 4x400m



1-Time  
Rolando Adams




4-Time  
Tony Allmond



1-Time  
David Arnold



1-Time  
Duan Barrino



1-Time  
Wade Brantley



5-Time  
Corey Bridges



1-Time  
Don Brown



1-Time  
John Brown



1-Time  
Derron Flood



3-Time  
Clint Crenshaw



3-Time  
Greig Cryer



1-Time  
Riaan Dempers



2-Time  
Leroy Dixon




3-Time  
Kenneth Ferguson



6-Time  
Jonathan Fortenberry



2-Time  
Jimmie Hackley



8-Time  
Otis Harris



2-Time  
Ryan Harrison



4-Time  
Thomas Hilliard



1-Time  
Keith Hinnant



4-Time  
Josephus Howard




2-Time  
Jamil James



1-Time  
Bob Kaczka



2-Time  
Gus Kirkland



2-Time  
James Law



9-Time  
Otukile Lekote




4-Time  
Kevin Mannon



3-Time  
Rodney Martin



2-Time  
Shah Mays



1-Time  
Frank Mensah



2-Time  
Ray Miley



2-Time

Quentin Moore



2-Time

Brett Murray



2-Time

Gerald Pressley



3-Time

Jamie Price



1-Time

Tony Rambo



4-Time

Jason Richardson



1-Time

Marcus Robinson



1-Time

Norman Rucks



2-Time

Jim Schaper



2-Time

Mike Sheley



1-Time

Shamus Singletary



8-Time

Brad Snyder



4-Time

Bert Sorin



3-Time

Chris Steddum



2-Time

John Stoikos



3-Time

Art Swarts



3-Time

Corey Taylor



1-Time

George Thomas



2-Time

Andre Totton



2-Time

Fred Townsend



13-Time

Terrence Trammell



1-Time

Marvin Watts



1-Time

Jamaal Williams



1-Time

Phillip Williams

**1948**  
Norman "Scooter" Rucks - 400m

**1965**  
Art Swarts - Discus

**1966**  
Art Swarts - Discus

**1967**  
Art Swarts - Discus

**1970**  
Bob Kaczka - 880y

**1974**  
Mike Sheley - 440y Hurdles

**1975**  
Steve Wilson - High Jump

**1976**  
Steve Wilson - High Jump

**1977**  
George Thomas - 100m

**1979**  
Rolando Adams - Long Jump

**1980**  
Tony Rambo - 400m Hurdles

**1981**  
Gus Kirkland - High Jump

**1988**  
Wade Brantley - Decathlon

**1990**  
David Arnold - 400m Hurdles

**1994**  
Ron Willis - Discus, Hammer  
Frank Mensah - 110m Hurdles

**1995**  
Brett Murray - Discus

**1996**  
Corey Bridges - 100m  
Brad Snyder - Shot Put  
John Stoikos - Hammer

**1997**  
Corey Bridges - 4x100m  
Kevin Mannon - Hammer, Shot Put  
Shah Mays - 4x100m  
Jamie Price - 4x100m  
Jamaal Williams - 4x100m



4-Time

Ron Willis



2-Time

Steve Wilson

**1998**  
Corey Bridges - 4x100m  
Riaan Dempers - 4x100m  
Jamie Price - 4x100m  
Brad Snyder - Shot Put, Discus  
Bert Sorin - Hammer  
Terrence Trammell - 110m Hurdles, 4x100m

**1999**  
Clint Crenshaw - 4x100m  
Shah Mays - 4x100m  
Jamie Price - 4x100m  
Brad Snyder - Shot Put  
Bert Sorin - Hammer  
Terrence Trammell - 100m, 110m Hurdles, 4x100m

**2000**  
Clint Crenshaw - 4x100m  
Jimmie Hackley - 4x100m  
Pap Howard - 4x100m  
Terrence Trammell - 100m, 110m Hurdles, 4x100m

**2001**  
Clint Crenshaw - 4x100m  
Pap Howard - 200m, 4x100m  
Otukile Lekote - 800m  
Shamus Singletary - 4x100m  
Andre Totton - 4x100m

**2002**  
Duan Barrino - 4x100m  
Jonathan Fortenberry - 400m, 4x400m  
Otis Harris - 400m, 4x400m  
James Law - 4x100m, 4x400m  
Otukile Lekote - 800m, 4x400m  
Chris Steddum - Pole Vault  
Corey Taylor - 4x100m  
Andre Totton - 4x100m

**2003**  
Tony Allmond - Long Jump  
Kenneth Ferguson - 4x400m  
Jonathan Fortenberry - 4x400m  
Otis Harris - 400m, 4x400m  
Otukile Lekote - 4x400m  
Fred Townsend - Decathlon

**2004**  
Tony Allmond - Long Jump

**2005**  
Leroy Dixon - 100m  
Rodney Martin - 100m, 200m  
Jason Richardson - 110m Hurdles

**2006**  
Greig Cryer - Long Jump  
Leroy Dixon - 100m  
Jason Richardson - 110m Hurdles

**2007**  
Derron Flood - 4x400m  
Thomas Hilliard - 110mH, 400mH  
Jamil James - 400m, 4x400m  
Ray Miley - 4x400m  
Quentin Moore - 4x400m

## 1996

Dawn Ellerbe - 20lb Weight  
Lisa Misipeka - Shot Put, 20lb Weight

## 1997

Crystal Brownlee - Shot Put, 20lb Weight  
Dawn Ellerbe - Shot Put, 20lb Weight  
Charmaine Howell - 800m  
Lisa Misipeka - Shot Put, 20lb Weight  
Tonique Williams - 400m

## 1998

Crystal Brownlee - Shot Put  
Charmaine Howell - 800m  
Lisa Misipeka - 20lb Weight

## 1999

Lisa Barber - 60m, 4x400m  
Miki Barber - 400m, 4x400m  
Char Foster - 4x400m  
Michelle Fournier - 20lb Weight  
Ellakisha Williamson - 4x400m

## 2000

Lisa Barber - 200m, 4x400m  
Miki Barber - 200m, 400m, 4x400m  
Mechelle Lewis - 200m  
Demetria Washington - 200m, 400m, 4x400m  
Ellakisha Williamson - 4x400m

## 2001

Miki Barber - 200m, 400m, 4x400m  
Tacita Bass - 400m, 4x400m  
Sheneka Griffin - 4x400m  
Jackie Madison - 60m Hurdles  
Demetria Washington - 200m, 400m, 4x400m

## 2002

Aleen Bailey - 60m, 200m  
Tacita Bass - 4x400m  
Lashinda Demus - 4x400m  
Tiffany Ross - 60m Hurdles  
Shevon Stoddart - 400m, 4x400m  
Demetria Washington - 400m, 4x400m  
Erica Whipple - 200m

## 2003

Aleen Bailey - 60m, 200m  
Miki Barber - 200m, 400m, 4x400m  
Lashinda Demus - 400m, 4x400m  
Tiffany Ross - 4x400m  
Demetria Washington - 400m, 4x400m  
Erica Whipple - 200m  
Antoinette Wilks - Long Jump

## 2004

Lashinda Demus - 400m, 60m Hurdles, 4x400m  
Chelsea Hammond - Pentathlon  
Alexis Joyce - 60m  
Stephanie Smith - 200m, 400m, 4x400m  
Shevon Stoddart - 4x400m  
Tawana Watkins - 4x400m  
Erica Whipple - 200m

## 2005

Khaliah Carpenter - 200m  
Natasha Hastings - 400m  
Amberly Nesbitt - 60m  
Tiffany Ross-Williams - 4x400m  
Stephanie Smith - 400m, 4x400m  
Shalonda Solomon - 200m, 4x400m  
Shevon Stoddart - 400m, 4x400m  
Erica Whipple - 200m

## 2006

Chelsea Hammond - Pentathlon  
Natasha Hastings - 4x400m  
Chiquita Martin - 4x400m  
Amberly Nesbitt - 60m  
Shay Shelton - 4x400m  
Shalonda Solomon - 60m, 200m, 4x400m  
Cheryl Terrio - Pole Vault

## 2007

Krystal Cantey - 4x400m  
Brandi Cross - 4x400m  
Natasha Hastings - 4x400m  
Stephanie Smith - 400m, 4x400m  
Shalonda Solomon - 200m



1-Time  
Precious Akins



2-Time  
Ronnetta Alexander



9-Time  
Aleen Bailey



14-Time  
Lisa Barber



20-Time  
Miki Barber



1-Time  
Rodena Barr



7-Time  
Tacita Bass



6-Time  
Crystal Brownlee



2-Time  
Krystal Cantey



3-Time  
Khaliah Carpenter



1-Time  
Leslie Coons



1-Time  
Brandi Cross



11-Time  
Lashinda Demus



6-Time  
Dawn Ellerbe



1-Time  
Char Foster



3-Time  
Michelle Fournier



3-Time  
Faraign Giles



2-Time  
Sheneka Griffin



4-Time  
Chelsea Hammond



10-Time  
Natasha Hastings



4-Time  
Charmaine Howell



4-Time  
Alexis Joyce



2-Time  
Mechelle Lewis



1-Time  
Jackie Madison



4-Time  
Chiquita Martin



10-Time  
Lisa Misipeka



2-Time  
Candy Mitchell



2-Time  
Erin Narzinski



4-Time  
Amberly Nesbitt



1-Time  
Kylee Nixon



1-Time  
**Tanya Povey**



12-Time  
**Tiffany Ross-Williams**



2-Time  
**Shay Shelton**



9-Time  
**Stephanie Smith**



11-Time  
**Shalonda Solomon**



11-Time  
**Shevon Stoddart**



1-Time  
**Cheryl Terrio**



21-Time  
**Demetria Washington**



2-Time  
**Tawana Watkins**



10-Time  
**Erica Whipple**



1-Time  
**Kemesha Whitmire**



4-Time  
**Antoinette Wilks**



1-Time  
**Kanisa Williams**



2-Time  
**Tonique Williams**



6-Time  
**Ellakisha Williamson**



## 1995

Leslie Coons - Javelin

## 1996

Crystal Brownlee - Shot Put  
Dawn Ellerbe - Hammer  
Lisa Misipeka - Shot Put, Hammer  
Candy Mitchell - Javelin

## 1997

Crystal Brownlee - Shot Put  
Dawn Ellerbe - Shot Put, Hammer  
Charmaine Howell - 800m  
Lisa Misipeka - Shot Put, Hammer  
Erin Narzinski - Heptathlon  
Tonique Williams - 400m

## 1998

Crystal Brownlee - Shot Put  
Michelle Fournier - Hammer  
Charmaine Howell - 800m  
Lisa Misipeka - Hammer  
Erin Narzinski - Heptathlon  
Kylene Nixon - Pole Vault  
Tanya Povey - 10,000m

## 1999

Lisa Barber - 4x100m  
Miki Barber - 400m, 4x100m  
Michelle Fournier - Hammer  
Demetria Washington - 100m, 4x100m  
Ellakisha Williamson - 100m Hurdles, 4x100m

## 2000

Lisa Barber - 4x100m, 4x400m  
Miki Barber - 400m, 4x100m, 4x400m  
Rodena Barr - 4x100m  
Mechelle Lewis - 4x100m  
Candy Mitchell - Javelin  
Demetria Washington - 400m, 4x400m  
Ellakisha Williamson - 100m Hurdles, 4x400m

## 2001

Lisa Barber - 200m, 400m, 4x100m, 4x400m  
Miki Barber - 200m, 400m, 4x100m  
Tacita Bass - Heptathlon, 4x400m  
Sheneka Griffin - 4x400m  
Demetria Washington - 200m, 400m, 4x100m, 4x400m  
Kanisa Williams - 4x100m

## 2002

Aleen Bailey - 200m, 4x100m  
Lisa Barber - 200m, 400m, 4x100m  
Tacita Bass - Heptathlon, 4x400m  
Lashinda Demus - 400m, 400m Hurdles, 4x400m  
Tiffany Ross - 100m Hurdles, 400m

## Hurdles, 4x400m

Shevon Stoddart - 400m Hurdles  
Demetria Washington - 400m, 4x100m, 4x400m  
Erica Whipple - 4x100m  
Antoinette Wilks - Long Jump, Triple Jump

## 2003

Aleen Bailey - 100m, 200m, 4x100m  
Miki Barber - 4x400m  
Chelsea Hammond - Long Jump  
Alexis Joyce - 4x100m  
Tiffany Ross - 400m Hurdles, 4x100m, 4x400m  
Shevon Stoddart - 4x400m  
Tawana Watkins - 4x400m  
Erica Whipple - 100m, 200m, 4x100m

## 2004

Ronnetta Alexander - 4x100m  
Khalilah Carpenter - 4x100m, 4x400m  
Lashinda Demus - 400m Hurdles, 4x400m  
Alexis Joyce - 4x100m  
Stephanie Smith - 4x400m  
Shevon Stoddart - 400m Hurdles, 4x400m  
Erica Whipple - 4x100m  
Kemesha Whitmire - Long Jump

## 2005

Chelsea Hammond - Long Jump  
Natasha Hastings - 400m, 4x400m  
Alexis Joyce - 4x100m  
Tiffany Ross-Williams - 400m Hurdles, 4x100m, 4x400m  
Stephanie Smith - 400m, 4x400m  
Shalonda Solomon - 200m, 4x100m  
Shevon Stoddart - 400m Hurdles, 4x400m  
Erica Whipple - 4x100m

## 2006

Precious Akins - Discus  
Ronnetta Alexander - 100m Hurdles  
Faraig Giles - 4x100m, 4x400m  
Natasha Hastings - 400m, 4x100m, 4x400m  
Chiquita Martin - 400m Hurdles, 4x400m  
Amberly Nesbitt - 100m, 4x100m  
Shay Shelton - 4x400m  
Shalonda Solomon - 100m, 200m, 4x100m

## 2007

Krystal Cante - 4x400m  
Faraig Giles - 4x400m  
Natasha Hastings - 400m, 4x400m  
Chiquita Martin - 4x400m

## INDOOR — ACC

**60-YARD DASH**  
1955 Tommy Woodlee 6.6

**600-YARD RUN**  
1964 Mike McGuinnes 1:13.2

**880-YARD RUN**  
1964 Bob Crombie 1:54.1

**1,000-YARD RUN**  
1965 Bob Crombie 2:17.6  
1969 Bob Kaczka 2:12.8  
1970 Bob Kaczka 2:15.7

**MILE RUN**  
1959 Billy Latham 4:12.5

**70-YARD HIGH HURDLES**  
1958 Don Goodroe 8.7  
1962 Charlie Bradshaw 8.6

**70-YARD LOW HURDLES**  
1958 Don Goodroe 8.1

**MILE RELAY**  
1966 Sonnenfeld, Wingo, Harris, Taylor 3:26.4

**POLE VAULT**  
1958 Conway Snipes 13-0

**LONG JUMP**  
1960 Jim Upton 22-2 1/4  
1962 Billy Gambrell 21-9 3/4

**SHOT PUT**  
1958 Dave Coates 54-3 3/4  
1959 Dave Coates 51-6 1/4

## INDOOR — SEC

**55-METER DASH**  
1998 Corey Bridges 6.15  
1999 Terrence Trammell 6.12

**60-METER DASH**  
2000 Terrence Trammell 6.58

**800-METER RUN**  
1997 Marvin Watts 1:49.60  
2001 Otukile Lekote 1:46.78  
2002 Otukile Lekote 1:47.46

## 55-METER HURDLES

1998 Terrence Trammell 7.07  
1999 Terrence Trammell 6.94

## 60-METER HURDLES

2000 Terrence Trammell 6.58

## 4x400-METER RELAY

2003 Ferguson, Lekote, Fortenberry, Harris 3:07.09

## SHOT PUT

1996 Brad Snyder 58-9 1/4  
1997 Brad Snyder 62-3 3/4  
1998 Brad Snyder 66-8  
1999 Brad Snyder 65-7 1/2

## 35-POUND WEIGHT

1993 Ron Willis 70-3 1/2  
1994 Ron Willis 70-5  
1996 John Stoikos 64-9  
1997 Kevin Mannon 69-6 3/4  
1999 Bert Sorin 72-1

## OUTDOOR — ACC

### 100-YARD DASH

1954 Tommy Woodlee 9.9  
1955 Tommy Woodlee 9.9

### 220-YARD DASH

1954 Tommy Woodlee 22.1  
1955 Tommy Woodlee 21.5  
1971 Keith Eidson 22.4

### 440-YARD DASH

1966 Eddie Sonnenheld 47.9  
1970 Dick Harris 47.5

### 880-YARD RUN

1964 Bob Crombie 1:52.3  
1966 Bob Taylor 1:52.2  
1969 Bob Kaczka 1:52.6  
1970 Bob Kaczka 1:49.6

### MILE RUN

1958 Billy Latham 4:12.7  
1965 Bob Crombie 4:06.1

### 120-YARD HIGH HURDLES

1957 Don Goodroe 14.4  
1958 Don Goodroe 14.3  
1962 Charles Bradshaw 14.8  
1970 Bill Novo 14.0  
1971 Bill Novo 14.1



Art Swarts won three consecutive ACC outdoor titles in the discus throw from 1965 to 1967. The 1966 South Carolina team finished second at the outdoor meet, the best in school history at the time.

### 220-YARD LOW HURDLES

1962 Charlie Bradshaw 24.2

### 330-YARD INTERMEDIATE HURDLES

1965 Dave Gatch 37.6

### 4x110-YARD RELAY

1966 Sonnenfeld, Wingo, Harris, Dukes 41.8  
1970 Small, Harris, Eidson, Hines 41.9  
1971 Small, Harris, Haggard, Eidson 41.7

### 4x440-YARD RELAY

1966 Sonnenfeld, Wingo, Harris, Taylor 3:16.9  
1968 Howe, Kaczka, Eidson, Wingo 3:13.2  
1969 Purinton, Derrick, Howe, Kaczka 3:17.5  
1970 Gibson, Hall, Harris, Kaczka 3:14.0  
1971 Harris, Dempsey, Schaper, Kaczka 3:15.8

### SHOT PUT

1959 Dave Coates 52-4

### DISCUS

1956 Joe Silas 148-7  
1965 Art Swarts 175-1  
1966 Art Swarts 173-1  
1967 Art Swarts 164-0 3/4

## OUTDOOR — METRO

### 100-METER DASH

1986	Haywood Taylor	10.49w
1989	Nigel Stoddart	10.59

### 400-METER DASH

1987	Anthony Bennon	47.12
1988	Eddie Miller	46.35
1989	Eddie Miller	46.55
1990	Eddie Miller	46.87

### 800-METER RUN

1988	Don Sutton	1:52.94
------	------------	---------

### 110-METER HURDLES

1991	Robert Brooks	14.19w
------	---------------	--------

### 400-METER HURDLES

1987	Anthony Bennon	49.90
1988	Anthony Bennon	51.19
1989	Robert Brooks	52.23
1990	David Arnold	50.82

### 4x100-METER RELAY

1987	Brown, Stoddart, Duckett, Taylor	40.20
1989	Love, Stoddart, Brooks, Miller	40.62

### 4x400-METER RELAY

1989	Love, Williams, Brooks, Miller	3:11.12
1991	Love, Arnold, Williams, Kerns	3:10.93

### HIGH JUMP

1987	Paul Weichern	6-10
1988	Paul Weichern	7-2

### POLE VAULT

1990	Darren Davis	17-0 3/4
------	--------------	----------

### LONG JUMP

1991	Phillipe Williams	25-2
------	-------------------	------

### TRIPLE JUMP

1990	David Arnold	50-4
------	--------------	------

### SHOT PUT

1986	John Poehlein	49-6 1/4
1988	John Poehlein	52-9

### DISCUS

1987	John Poehlein	170-11
1988	John Poehlein	168-0

### JAVELIN

1986	Pat Keegan	188-9
1988	Pat Keegan	211-1

### DECATHLON

1986	Wade Brantley	6,768
1987	Wade Brantley	6,624
1988	Wade Brantley	7,003
1989	Phillipe Williams	6,674
1991	Steve Owens	6,849

## OUTDOOR — SEC

### 400-METER DASH

2003	Otis Harris	45.28
------	-------------	-------

### 800-METER RUN

1997	Marvin Watts	1:47.91
2001	Otukile Lekote	1:45.36
2002	Otukile Lekote	1:45.27

### 110-METER HURDLES

1998	Terrence Trammell	13.38
1999	Terrence Trammell	13.29
2000	Terrence Trammell	13.30

### 400-METER HURDLES

2003	Kenneth Ferguson	48.79
------	------------------	-------



Corey Bridges won the 55-meter dash in 1998 at the SEC Indoor Championships with a time of 6.15. A year later, teammate Terrence Trammell claimed the title with a 6.12 effort.

### 4x400-METER RELAY

2002	Law, Lekote, Harris, Fortenberry	3:02.81
2003	Ferguson, Lekote, Fortenberry, Harris	3:04.66

### POLE VAULT

2001	Chris Steddum	17-1
------	---------------	------

### SHOT PUT

1996	Brad Snyder	63-8 3/4
1997	Kevin Mannon	62-6 3/4
1998	Brad Snyder	66-4 1/2
1999	Brad Snyder	65-10 1/2

### DISCUS

1994	Ron Willis	179-0
1997	Kevin Mannon	188-4
1998	Brad Snyder	190-9

### HAMMER

1996	John Stoikos	218-10
------	--------------	--------



James Law was a member of South Carolina's 2002 4x400-meter relay team that finished first at the SEC Outdoor Championships with a time of 3:02.81.

## OUTDOOR — METRO

### 800-METER RUN

1989	Shannon Wyont	2:10.28
1991	Shannon Wyont	2:10.80

### 5,000-METER RUN

1991	Alexis Fife	17:31.67
------	-------------	----------

### 10,000-METER RUN

1990	Wilma DePiere	37:29.60
1991	Wilma DePiere	38:15

## INDOOR — SEC

### 400-METER DASH

1999	Miki Barber	53.58
2000	Miki Barber	51.97
2001	Demetria Washington	52.06
2002	Demetria Washington	52.13
2007	Natasha Hastings	51.38

### 800-METER RUN

2006	Shay Shelton	2:07.53
------	--------------	---------

### 60-METER HURDLES

2001	Jackie Madison	8.16
------	----------------	------

### 4x400-METER RELAY

2001	L. Barber, Bass, Griffin, Washington	3:32.73
2002	Bass, Demus, Stoddart, Washington	3:34.74
2003	M. Barber, Demus, Ross, Washington	3:32.90

### POLE VAULT

1999	Kylene Nixon	12-2 3/4
------	--------------	----------

### SHOT PUT

1996	Crystal Brownlee	52-5
1998	Crystal Brownlee	54-10 1/4
2001	Lynette Keppeler	51-6 1/4

### 20-POUND WEIGHT

1996	Dawn Ellerbe	68-11 3/4
1997	Dawn Ellerbe	68-8
1998	Lisa Misipeka	67-7

## OUTDOOR — SEC

### 200-METER DASH

2000	Miki Barber	22.84
2003	Erica Whipple	22.82
2005	Shalonda Solomon	22.74
2006	Shalonda Solomon	22.36



Crystal Brownlee won two SEC indoor championships and three outdoor championships in the shot put between 1996 and 1998. She won the 1996 title at both the indoor and outdoor meets and repeated the feat in 1998 after winning the outdoor title in 1997. Her winning marks at the SEC Outdoor Championships improved each year with her three titles, with a final toss of 55-11 1/4 in 1998.

### 400-METER DASH

1998	Tonique Williams	51.99
1999	Miki Barber	51.21
2000	Miki Barber	50.98
2001	Miki Barber	50.63
2002	Lashinda Demus	51.24
2005	Natasha Hastings	51.94
2007	Natasha Hastings	50.84

### 10,000-METER RUN

1998	Tanya Povey	35:07.62
------	-------------	----------

### 100-METER HURDLES

1999	Ellakisha Williamson	13.08w
------	----------------------	--------

### 400-METER HURDLES

1999	Ellakisha Williamson	57.32
2001	Tacita Bass	57.31
2002	Tiffany Ross	55.27
2003	Tiffany Ross	57.13
2004	Lashinda Demus	54.50
2005	Tiffany Ross-Williams	55.68

### 4x100-METER RELAY

2001	Williams, L. Barber, M. Barber, Washington	43.48
2005	Nesbitt, Whipple, Joyce, Solomon	43.78
2006	Hastings, Nesbitt, Giles, Solomon	43.81
2007	Martin, Hastings, Giles, Solomon	43.33

### 4x400-METER RELAY

1999	L. Barber, Washington, Williamson, M. Barber	3:32.94
2000	L. Barber, Washington, Williamson, M. Barber	3:31.44

2001	Griffin, M. Barber, L. Barber, Washington	3:31.24
2002	Lewis, Stoddart, Ross, L. Barber	3:30.68
2005	Hastings, Stoddart, Ross-Williams, Smith	3:29.06
2007	Cantey, Giles, Cross, Hastings	3:28.44

### POLE VAULT

1998	Kylene Nixon	12-8 1/4
------	--------------	----------

### TRIPLE JUMP

2005	Kemesha Whitmire	43-7
------	------------------	------

### SHOT PUT

1996	Crystal Brownlee	55-1 1/2
1997	Crystal Brownlee	55-4 3/4
1998	Crystal Brownlee	55-11 1/4

### DISCUS

1995	Dawn Ellerbe	167-0
1996	Dawn Ellerbe	181-3
2007	Precious Akins	167-10 3/4

### HAMMER

1997	Lisa Misipeka	206-7
1998	Lisa Misipeka	213-3
1999	Michelle Fournier	206-3

### JAVELIN

1993	Leslie Coons	168-0
------	--------------	-------

### HEPTATHLON

1997	Erin Narzinski	5,607
1999	Erin Narzinski	5,565
2002	Tacita Bass	5,588





## ACC

**1954 • College Park, Md.**

- Maryland 59.2
- North Carolina 57.7
- Duke 42.9
- SOUTH CAROLINA 35.2**
- Virginia 16.5
- Clemson 6.5
- N.C. State 5

**1955 • Chapel Hill, N.C.**

- North Carolina 55.25
- Maryland 54
- Duke 37
- SOUTH CAROLINA 28.25**
- Virginia 16.5
- Clemson 16
- N.C. State 13
- Wake Forest 5

**1956 • Durham, N.C.**

- Maryland 71
- Duke 36.2
- North Carolina 32.9
- Clemson 25.5
- SOUTH CAROLINA 25.2**
- Virginia 20.5
- N.C. State 8.7
- Wake Forest 5

**1957 • Chapel Hill, N.C.**

- Maryland 83.5
- North Carolina 47.5
- Duke 32.5
- SOUTH CAROLINA 24.5**
- Virginia 23.5
- Clemson 13
- N.C. State 5
- Wake Forest 0

**1958 • Durham, N.C.**

- Maryland 72.5
- Duke 44
- North Carolina 37
- SOUTH CAROLINA 24**
- Clemson 23
- Virginia 22.5
- N.C. State 2
- Wake Forest 0

**1959 • Columbia, S.C.**

- Maryland 106.5
- Duke 37
- North Carolina 30
- SOUTH CAROLINA 20**
- Clemson 12.7
- Virginia 8.75
- N.C. State 6
- Wake Forest 3

**1960 • College Park, Md.**

- Maryland 98
- Duke 40
- North Carolina 28.5
- SOUTH CAROLINA 20**
- Clemson 19.5
- Virginia 16
- Wake Forest 2
- N.C. State 1

**1961 • Durham, N.C.**

- Maryland 82.5
- North Carolina 44.5
- Duke 40
- SOUTH CAROLINA 21**
- Clemson 21
- Virginia 16
- N.C. State 0
- Wake Forest 0

**1962 • Columbia, S.C.**

- Maryland 77.5
- North Carolina 43
- Duke 34
- SOUTH CAROLINA 28**
- Clemson 26
- Virginia 22
- Wake Forest 2.5
- N.C. State 2

**1963 • Chapel Hill, N.C.**

- Maryland 100.5
- Duke 46
- North Carolina 43.5
- Clemson 37
- SOUTH CAROLINA 13**
- Virginia 7
- Wake Forest 6
- N.C. State 2

**1964 • College Park, Md.**

- Maryland 95
- Clemson 61
- North Carolina 41
- SOUTH CAROLINA 23**
- Duke 17
- Virginia 8
- N.C. State 6
- Wake Forest 4

**1965 • Raleigh, N.C.**

- Maryland 95
- Clemson 38
- North Carolina 35
- SOUTH CAROLINA 32**
- Duke 20
- N.C. State 17
- Wake Forest 10
- Virginia 8

**1966 • Columbia, S.C.**

- Maryland 103
- SOUTH CAROLINA 54**
- North Carolina 23
- Duke 19
- N.C. State 17
- Clemson 15
- Wake Forest 14
- Virginia 10

**1967 • Durham, N.C.**

- Maryland 98
- N.C. State 37
- Clemson 29
- SOUTH CAROLINA 28**
- North Carolina 26
- Duke 18
- Virginia 13
- Wake Forest 6

**1968 • Chapel Hill, N.C.**

- Maryland 134
- SOUTH CAROLINA 31**
- Clemson 31
- North Carolina 28
- Duke 19
- Virginia 18
- N.C. State 10
- Wake Forest 1

**1969 • Durham, N.C.**

- Maryland 117.5
- SOUTH CAROLINA 50.5**
- Duke 35
- North Carolina 28
- Clemson 19
- Virginia 14
- N.C. State 7
- Wake Forest 1

**1970 • Raleigh, N.C.**

- Maryland 89
- SOUTH CAROLINA 47**
- Clemson 37
- North Carolina 31
- Duke 30
- Wake Forest 15
- N.C. State 12
- Virginia 11

**1971 • Columbia, S.C.**

- Maryland 71
- SOUTH CAROLINA 66**
- Duke 41
- North Carolina 40
- Virginia 30
- Clemson 24
- N.C. State 16
- Wake Forest 0

## METRO

**1984 • Tallahassee, Fla.**

- Florida State 181
- Virginia Tech 116
- SOUTH CAROLINA 88**
- Cincinnati 84
- Southern Miss 82
- Memphis State 64
- Tulane 27
- Louisville 9

**1985 • Tallahassee, Fla.**

- Florida State 209
- Cincinnati 95
- Virginia Tech 88
- SOUTH CAROLINA 83**
- Southern Miss 52
- Tulane 43
- Louisville 41
- Memphis State 40

**1986 • Tallahassee, Fla.**

- Florida State 181
- Virginia Tech 130
- SOUTH CAROLINA 119**
- Cincinnati 75
- Memphis State 72
- Southern Miss 63
- Louisville 14

**1987 • Columbia, S.C.**

- Florida State 198
- SOUTH CAROLINA 140**
- Cincinnati 119
- Virginia Tech 104
- Southern Miss 42
- Memphis State 37
- Louisville 10

**1988 • Tallahassee, Fla.**

- Florida State 208.5
- SOUTH CAROLINA 164**
- Cincinnati 140
- Southern Miss 82.5
- Louisville 30
- Memphis State 15
- Virginia Tech 8

**1989 • Columbia, S.C.**

- Florida State 182
- SOUTH CAROLINA 173.5**
- Cincinnati 91
- Virginia Tech 87
- Southern Miss 46.5
- Memphis State 42
- Louisville 22

**1990 • Tallahassee, Fla.**

- Florida State 172.5
- SOUTH CAROLINA 136.5**
- Cincinnati 105.3
- Virginia Tech 78
- Memphis State 63
- Southern Miss 49
- Tulane 36
- Louisville 8.3

**1991 • Columbia, S.C.**

- Florida State 227
- SOUTH CAROLINA 148**
- Cincinnati 91
- Virginia Tech 76
- Memphis State 63
- Tulane 23
- Southern Miss 17
- Louisville 6

## SEC

**1992 • Starkville, Miss.**

- Arkansas 176
- Tennessee 149
- LSU 138
- Florida 109
- Georgia 66
- Alabama 57
- Mississippi State 30
- Mississippi 26
- Kentucky 25
- SOUTH CAROLINA 22**
- Auburn 16

**1993 • Knoxville, Tenn.**

- Arkansas 163
- LSU 138

- Tennessee 135
- Florida 81
- Alabama 67
- Georgia 57
- Mississippi 57
- SOUTH CAROLINA 40**
- Auburn 38
- Kentucky 26
- Mississippi State 15

**1994 • Fayetteville, Ark.**

- Maryland 223
- Tennessee 145
- LSU 93
- SOUTH CAROLINA 74**
- Georgia 60
- Florida 58
- Kentucky 49
- Mississippi 36
- Alabama 33.5
- Mississippi State 31
- Auburn 16.5

**1995 • Tuscaloosa, Ala.**

- Arkansas 171
- Tennessee 155.5
- LSU 118.5
- Kentucky 77.5
- Georgia 55.5
- Auburn 53
- Florida 49
- SOUTH CAROLINA 48.5**
- Alabama 42
- Mississippi 31
- Mississippi State 16.5

**1996 • Lexington, Ky.**

- Arkansas 170
- Tennessee 141
- LSU 105.5
- Auburn 85.5
- SOUTH CAROLINA 85**
- Kentucky 79
- Alabama 51
- Florida 30
- Mississippi State 29
- Mississippi 22
- Georgia 20

**1997 • Auburn, Ala.**

- Arkansas 188
- Florida 115
- LSU 97
- Tennessee 88
- SOUTH CAROLINA 84.5**
- Auburn 78
- Mississippi 42.5
- Alabama 41
- Kentucky 37
- Mississippi State 26
- Georgia 20

**1998 • Gainesville, Fla.**

- Arkansas 183
- LSU 135.5
- Florida 110
- Tennessee 86
- SOUTH CAROLINA 84**
- Georgia 64
- Auburn 54
- Alabama 42
- Kentucky 23
- Mississippi 21.5
- Mississippi State 16

**1999 • Athens, Ga.**

- Arkansas 147.5
- Florida 100.67
- Tennessee 99.5
- Auburn 98
- LSU 93
- SOUTH CAROLINA 70.33**
- Alabama 64
- Georgia 63
- Mississippi 48
- Kentucky 21
- Mississippi State 13

**2000 • Baton Rouge, La.**

- Arkansas 171
- LSU 134
- Tennessee 107.75
- Auburn 100
- Florida 91
- Alabama 86
- Georgia 85.75

- SOUTH CAROLINA 28.75**
- Mississippi State 28
- Mississippi 18
- Kentucky 15.75

**2001 • Columbia, S.C.**

- Tennessee 153
- Florida 107.5
- Arkansas 104
- Alabama 91.5
- Georgia 78
- LSU 77.5
- Auburn 71
- SOUTH CAROLINA 68**
- Kentucky 28
- Mississippi State 19.5
- Mississippi 18

**2002 • Starkville, Miss.**

- Tennessee 147
- Arkansas 133
- Florida 107
- LSU 105
- Georgia 84.5
- SOUTH CAROLINA 50.5**
- Auburn 50
- Mississippi State 35
- Mississippi 25
- Kentucky 23

**2003 • Knoxville, Tenn.**

- Arkansas 149
- Tennessee 111.5
- Georgia 89
- Auburn 85
- Florida 84
- SOUTH CAROLINA 75**
- LSU 75
- Mississippi State 69
- Alabama 32.5
- Kentucky 27
- Mississippi 16

**2004 • Oxford, Miss.**

- Arkansas 183
- Florida 120
- Georgia 115
- Tennessee 108
- LSU 93
- Auburn 80
- Mississippi State 42
- Kentucky 25
- Alabama 20
- SOUTH CAROLINA 19**
- Mississippi 12

**2005 • Nashville, Tenn.**

- Arkansas 169
- Florida 116
- Tennessee 109
- Georgia 99
- LSU 76
- Auburn 68
- Mississippi State 57
- Alabama 39
- SOUTH CAROLINA 29**
- Kentucky 28
- Mississippi 28

**2006 • Fayetteville, Ark.**

- Arkansas 137.5
- Tennessee 126.5
- Florida 110
- LSU 109
- SOUTH CAROLINA 77**
- Alabama 67.5
- Kentucky 58
- Georgia 52.5
- Auburn 31
- Mississippi 31
- Mississippi State 19

**2007 • Tuscaloosa, Ala.**

- Tennessee 129.50
- LSU 122
- Arkansas 100
- Georgia 78
- SOUTH CAROLINA 75.50**
- Florida 74
- Auburn 65
- SOUTH CAROLINA 62**
- Alabama 47
- Kentucky 36
- Mississippi State 30



South Carolina's top 4x100m relay team in 1999 finished second at the SEC Outdoor Championships. At the NCAA Championships, Clint Crenshaw, Terrence Trammell, Jamie Price and Shah Mays brought home the national title in a time of 38.92.



In 1999, the South Carolina women won their first Southeastern Conference championship at the outdoor meet in Athens, Ga. The Gamecocks went on to win the 2002 title, the same year they claimed the NCAA outdoor championship, and also took home first place in 2005.

## INDOOR SEC

<b>1992 • Gainesville, Fla.</b>	1. Florida 139	2. LSU 120	3. Arkansas 78	4. Tennessee 69	5. Alabama 59	6. Auburn 53	7. Georgia 30	8. Mississippi State 10	9. Mississippi 9	<b>10. SOUTH CAROLINA 8</b>	11. Vanderbilt 6	12. Kentucky 4				
<b>1993 • Baton Rouge, La.</b>	1. LSU 133	2. Florida 89	3. Arkansas 71	4. Alabama 58	5. Tennessee 54	6. Auburn 53	7. Georgia 49	8. Kentucky 15	<b>9. SOUTH CAROLINA 8</b>	Mississippi 8	11. Vanderbilt 6	12. Mississippi State 2				
<b>1994 • Gainesville, Fla.</b>	1. Alabama 113	2. LSU 111	3. Arkansas 80	4. Tennessee 73.33	5. Kentucky 36	6. Auburn 32	7. Florida 31	<b>8. SOUTH CAROLINA 29</b>	9. Georgia 24.33	10. Mississippi 15	11. Mississippi State 1	12. Vanderbilt 0.33				
<b>1995 • Baton Rouge, La.</b>	1. LSU 116	2. Georgia 96.5	3. Arkansas 69	4. Tennessee 64	5. Florida 63	6. Auburn 49.5	7. Alabama 29	<b>8. SOUTH CAROLINA 26.5</b>	9. Kentucky 18	10. Mississippi 7.5	11. Mississippi State 5	12. Vanderbilt 2				
<b>1996 • Lexington, Ky.</b>	1. LSU 96.5	2. Auburn 84	3. Georgia 83.5	4. Florida 73	<b>5. SOUTH CAROLINA 64</b>	6. Arkansas 58	7. Tennessee 47	8. Kentucky 26	9. Vanderbilt 25	10. Alabama 19	11. Mississippi 5	12. Mississippi State 4				
<b>1997 • Gainesville, Fla.</b>	1. Florida 131	2. LSU 110	3. Auburn 88	<b>4. SOUTH CAROLINA 70</b>	5. Kentucky 37	6. Georgia 35	7. Arkansas 33	Tennessee 33	9. Vanderbilt 22	10. Mississippi State 18	11. Mississippi 7	12. Alabama 1				
<b>1998 • Baton Rouge, La.</b>	1. LSU 95	2. Arkansas 88	3. Florida 85	<b>4. SOUTH CAROLINA 84</b>	5. Auburn 80.5	6. Tennessee 51.5	7. Georgia 50	8. Vanderbilt 45	9. Kentucky 33	10. Mississippi State 6	11. Mississippi 5	12. Alabama 1				
<b>1999 • Gainesville, Fla.</b>	1. LSU 114	2. Florida 106.5	<b>3. SOUTH CAROLINA 76</b>	4. Arkansas 73	5. Tennessee 72.5	6. Georgia 44	7. Alabama 35	8. Mississippi 30	9. Auburn 27	10. Kentucky 26	11. Vanderbilt 18	12. Mississippi State 2				
<b>2000 • Fayetteville, Ark.</b>	1. Arkansas 140	2. Florida 96	<b>3. SOUTH CAROLINA 94</b>	4. LSU 65	5. Georgia 62	6. Auburn 47.5	7. Alabama 43	8. Tennessee 35	9. Mississippi 18	10. Mississippi State 8	Vanderbilt 8	12. Kentucky 7.5				
<b>2001 • Lexington, Ky.</b>	1. Arkansas 137	2. Florida 109	<b>3. SOUTH CAROLINA 90</b>	4. LSU 77	5. Georgia 135.5	6. Arkansas 120	3. LSU 75.5	4. Florida 74.5	<b>5. SOUTH CAROLINA 70.5</b>	6. Georgia 54	7. Auburn 46	8. Alabama 36	9. Vanderbilt 19	10. Kentucky 14	11. Mississippi 10	12. Mississippi State 8
<b>2002 • Fayetteville, Ark.</b>	1. Florida 147	2. Arkansas 139	3. LSU 100	<b>4. SOUTH CAROLINA 89</b>	5. Auburn 71	6. Georgia 26	7. Tennessee 21	8. Kentucky 19	9. Mississippi State 15	10. Vanderbilt 13	11. Alabama 11	12. Mississippi 9				
<b>2003 • Gainesville, Fla.</b>	1. Arkansas 129	<b>2. SOUTH CAROLINA 108.5</b>	3. Florida 105	4. LSU 88	5. Auburn 62	6. Georgia 55.5	7. Kentucky 48	8. Mississippi State 29	9. Tennessee 25	10. Vanderbilt 9	Mississippi 2	12. Alabama 2				
<b>2004 • Lexington, Ky.</b>	1. Florida 105.5	2. Tennessee 99.5	3. LSU 84.5	4. Georgia 81	<b>5. SOUTH CAROLINA 72</b>	6. Arkansas 50.5	7. Auburn 48	8. Kentucky 42	9. Vanderbilt 25	Alabama 25	11. Mississippi State 21	12. Mississippi 9				
<b>2005 • Fayetteville, Ark.</b>	1. Tennessee 135.5	2. Arkansas 120	3. LSU 75.5	4. Florida 74.5	<b>5. SOUTH CAROLINA 70.5</b>	6. Georgia 54	7. Auburn 46	8. Alabama 36	9. Vanderbilt 19	10. Kentucky 14	11. Mississippi 10	12. Mississippi State 8				
<b>2006 • Gainesville, Fla.</b>	1. Georgia 101.5	2. Auburn 96	<b>3. SOUTH CAROLINA 78.5</b>	Tennessee 78.5	5. Arkansas 73	6. Alabama 70.5	7. LSU 62.5	8. Florida 45.5	9. Kentucky 26	10. Mississippi 16	11. Mississippi State 13	12. Vanderbilt 2				
<b>2007 • Lexington, Ky.</b>	1. Tennessee 120	2. Georgia 103	3. LSU 101	4. Arkansas 83	5. SOUTH CAROLINA 52	6. Florida 42	7. Kentucky 40	8. Auburn 39.50	9. Mississippi 36	10. Alabama 21.50	11. Mississippi State 9	12. Mississippi State 9				
<b>2008 • Gainesville, Fla.</b>	1. Georgia 135.5	2. LSU 124	3. Tennessee 90	4. Florida 87	5. Arkansas 79.5	6. Auburn 76	7. Kentucky 49	<b>8. SOUTH CAROLINA 31</b>	9. Alabama 28	10. Mississippi State 20	11. Mississippi 9	Vanderbilt 9				

<b>1999 • Auburn, Ala.</b>	1. Florida 140	2. LSU 120	<b>3. SOUTH CAROLINA 103</b>	4. Auburn 102	5. Arkansas 67	6. Georgia 65	7. Tennessee 64	8. Vanderbilt 57	9. Kentucky 26	10. Mississippi 23	11. Mississippi State 7	12. Alabama 2
<b>2000 • Baton Rouge, La.</b>	1. Arkansas 147.75	<b>2. SOUTH CAROLINA 132.25</b>	3. LSU 89.5	4. Florida 86.25	5. Georgia 85	6. Tennessee 71.25	7. Alabama 71	8. Auburn 54	9. Mississippi 32	10. Kentucky 12	11. Mississippi State 10	12. Vanderbilt 7
<b>2001 • Columbia, S.C.</b>	1. Arkansas 182	2. Florida 112	<b>3. SOUTH CAROLINA 109</b>	4. LSU 103	5. Auburn 67	6. Alabama 63.5	7. Tennessee 67	8. Georgia 65	9. Kentucky 64	10. Mississippi 57	11. Mississippi State 24	12. Mississippi State 7
<b>2002 • Fayetteville, Ark.</b>	1. SOUTH CAROLINA 148	2. Arkansas 138	3. Florida 133	4. LSU 114	5. Auburn 88	Tennessee 52.5	7. Georgia 49	8. Kentucky 27	9. Alabama 20	10. Vanderbilt 19.5	11. Mississippi 17	12. Mississippi State 13
<b>2003 • Knoxville, Tenn.</b>	1. Florida 159	2. Arkansas 130	3. LSU 110	<b>4. SOUTH CAROLINA 86</b>	5. Auburn 77	6. Georgia 66	7. Tennessee 55	8. Kentucky 49	9. Alabama 38	10. Mississippi State 22	11. Vanderbilt 19	12. Mississippi 5
<b>2004 • Oxford, Miss.</b>	1. Arkansas 124	2. LSU 114	3. Georgia 101.5	<b>4. SOUTH CAROLINA 90.5</b>	5. Florida 79	6. Tennessee 78.5	7. Auburn 68.5	8. Alabama 68	9. Kentucky 30	10. Vanderbilt 27	11. Mississippi State 22	12. Mississippi 15
<b>2005 • Nashville, Tenn.</b>	1. SOUTH CAROLINA 145.2	2. Arkansas 124.2	3. Tennessee 108.33	4. Georgia 106.2	5. Auburn 81.5	6. LSU 78	7. Alabama 54	8. Florida 32.17	9. Kentucky 31	10. Mississippi 26.4	11. Vanderbilt 12	Mississippi State 12
<b>2006 • Fayetteville, Ark.</b>	1. Georgia 136	2. Auburn 135	<b>3. SOUTH CAROLINA 86.5</b>	4. LSU 81	5. Tennessee 78	6. Alabama 72.5	7. Arkansas 68	8. Kentucky 45	9. Florida 38	10. Vanderbilt 28	11. Mississippi State 27	12. Mississippi 24
<b>2007 • Tuscaloosa, Ala.</b>	1. LSU 139.50	2. Arkansas 110	3. Georgia 106	4. Tennessee 89	5. SOUTH CAROLINA 84	6. Florida 82	7. Auburn 73.50	8. Kentucky 42	9. Ole Miss 39	10. Alabama 23	11. Mississippi State 19	12. Vanderbilt 12
<b>2008 • Gainesville, Fla.</b>	1. Georgia 135.5	2. LSU 124	3. Tennessee 90	4. Florida 87	5. Arkansas 79.5	6. Auburn 76	7. Kentucky 49	<b>8. SOUTH CAROLINA 31</b>	9. Alabama 28	10. Mississippi State 20	11. Mississippi 9	Vanderbilt 9

## OUTDOOR METRO

<b>1989 • Columbia, S.C.</b>	1. Florida State 261	2. Virginia Tech 111	3. Memphis State 89	4. Louisville 55	5. Southern Miss 29	<b>6. SOUTH CAROLINA 16</b>	7. Cincinnati 8					
<b>1990 • Tallahassee, Fla.</b>	1. Florida State 285	<b>2. SOUTH CAROLINA 79</b>	3. Memphis State 67	4. Tulane 58.5	5. Virginia Tech 36	6. Southern Miss 32	7. Louisville 28.5					
<b>1991 • Columbia, S.C.</b>	1. Florida State 236	2. Memphis State 115	3. Tulane 59	4. Virginia Tech 54	<b>5. SOUTH CAROLINA 48</b>	6. Southern Miss 45.5	7. Louisville 20.5					
<b>1992 • Starkville, Miss.</b>	1. Florida 169	2. LSU 147	3. Alabama 100	4. Arkansas 99	5. Tennessee 75.5	6. Auburn 54	7. Georgia 42.5	8. Mississippi 24	9. Kentucky 11	10. Vanderbilt 11	11. Mississippi State 7	<b>12. SOUTH CAROLINA 0</b>
<b>1993 • Knoxville, Tenn.</b>	1. LSU 175	2. Arkansas 111	3. Alabama 100	4. Florida 96	5. Tennessee 81	6. Auburn 52	7. Georgia 45	8. Mississippi 22	9. Kentucky 15	<b>10. SOUTH CAROLINA 13</b>	Mississippi State 13	12. Vanderbilt 10
<b>1994 • Fayetteville, Ark.</b>	1. Alabama 134	2. LSU 133.5	3. Tennessee 125	4. Arkansas 85	<b>5. SOUTH CAROLINA 56</b>	6. Georgia 53	7. Auburn 50	8. Florida 38	9. Kentucky 33	10. Mississippi 25	11. Vanderbilt 0	12. Mississippi State 12.5
<b>1995 • Tuscaloosa, Ala.</b>	1. Georgia 135.5	2. LSU 124	3. Tennessee 90	4. Florida 87	5. Arkansas 79.5	6. Auburn 76	7. Kentucky 49	<b>8. SOUTH CAROLINA 31</b>	9. Alabama 28	10. Mississippi State 20	11. Mississippi 9	Vanderbilt 9
<b>1996 • Lexington, Ky.</b>	1. LSU 145	<b>2. SOUTH CAROLINA 103</b>	3. Auburn 94	4. Georgia 88	5. Arkansas 72	6. Florida 60	7. Alabama 53	8. Kentucky 52	9. Tennessee 47	10. Vanderbilt 34	11. Mississippi 24	12. Mississippi State 7
<b>1997 • Auburn, Ala.</b>	1. Florida 140	2. LSU 120	<b>3. SOUTH CAROLINA 103</b>	4. Auburn 102	5. Arkansas 67	6. Georgia 65	7. Tennessee 64	8. Vanderbilt 57	9. Kentucky 26	10. Mississippi 23	11. Mississippi State 7	12. Alabama 2
<b>1998 • Gainesville, Fla.</b>	1. Florida 142	<b>2. SOUTH CAROLINA 121</b>	3. Georgia 109	4. Arkansas 89.5	5. LSU 77	6. Auburn 76	7. Tennessee 65	8. Vanderbilt 53	9. Kentucky 32	10. Alabama 25	11. Mississippi 19	12. Mississippi State 10
<b>1999 • Athens, Ga.</b>	<b>1. SOUTH CAROLINA 138</b>	2. Florida 123.5	3. LSU 114.5	4. Georgia 107.5	5. Arkansas 90	6. Tennessee 61	7. Alabama 50	8. Vanderbilt 47.5	9. Kentucky 35	10. Mississippi 28	11. Auburn 13	12. Mississippi State 10
<b>2000 • Baton Rouge, La.</b>	1. Arkansas 147.75	<b>2. SOUTH CAROLINA 132.25</b>	3. LSU 89.5	4. Florida 86.25	5. Georgia 85	6. Tennessee 71.25	7. Alabama 71	8. Auburn 54	9. Mississippi 32	10. Kentucky 12	11. Mississippi State 10	12. Vanderbilt 7
<b>2001 • Columbia, S.C.</b>	1. Arkansas 182	2. Florida 112	<b>3. SOUTH CAROLINA 109</b>	4. LSU 103	5. Auburn 67	6. Alabama 63.5	7. Tennessee 67	8. Georgia 65	9. Kentucky 64	10. Mississippi 57	11. Mississippi State 24	12. Mississippi State 7

## SEC

## 1992 - 8TH

55mH - David Arnold (5)  
5,000m - Keith Gorski (7)  
4x800m - Bonner, Cronin, Kerns, Lawrence (4)  
High Jump - Art Henson (7)  
Shot Put - Ron Willis (6)  
35lb Weight - Ron Willis (5)  
Pentathlon - Steve Owens (5)

## 1993 - 9TH


55mH - Terry Winston (3), Frank Mensah (5)  
800m - Adrian Bonner (5)  
Mile - Tom Cronin (6)  
4x400m - Cronin, Goodwin, Booner, Laymon (4)  
Shot Put - Ron Willis (7)  
35lb Weight - Ron Willis (1), Brett Murray (8)

## 1994 - 7TH

55mH - Terry Winston (2), Frank Mensah (3), Steve Owens (7)  
800m - Chris Swartz (5)  
35lb Weight - Ron Willis (1)

## 1995 - 5TH

55m - Corey Bridges (4), Reggie Richardson (5)  
800m - Adrian Bonner (6), Chris



Otukile Lekote won the 800-meter run at the 2001 and 2002 SEC Indoor Championships. He won the 2002 NCAA title in the event as well.

Swartz (8)  
Mile - Tom Cronin (8)  
55mH - Frank Mensah (2), Charles Reid (6)  
4x400m - Phillips, Mensah, Reid, Owens (7)  
DMR - Bonner, Swartz, Watts, Towle  
High Jump - Steve Owens (6)  
35lb Weight - Brett Murray (2), John Stoikos (3), Glenn McAtee (5), Chad Moreau (6)

## 1996 - 5TH

60m - Corey Bridges (3), Marcus Robinson (6)  
200m - Marcus Robinson (3)  
800m - Marvin Watts (4)  
Shot Put - Brad Snyder (1), Jeff Shalayda (2), Kevin Mannon (3)  
35lb Weight - John Stoikos (1), Kevin Mannon (2), Bert Sorin (6)

## 1997 - 4TH

55m - Corey Bridges (2), Jamie Price (5)  
200m - Jamie Price (8)  
400m - Riaan Dempers (3)  
800m - Marvin Watts (1)  
4x400m - USC (8)  
Pole Vault - Pat Tvarunas (8)  
Shot Put - Brad Snyder (1), Kevin Mannon (3), Jeff Shalayda (6)  
35lb Weight - Kevin Mannon (1), Ryan Harrison (3), Bert Sorin (4)

## 1998 - 4TH

55m - Corey Bridges (1), Terrence Trammell (2)  
200m - Riaan Dempers (4)  
800m - Marvin Watts (3)  
55mH - Terrence Trammell (1), CJ Anderson (6)  
4x400m - USC (8)  
Pole Vault - Pat Tvarunas (4)  
Shot Put - Brad Snyder (1), Jeff Shalayda (7)  
35lb Weight - Ryan Harrison (4), Bert Sorin (5)

## 1999 - 2ND

55m - Terrence Trammell (1), Jamaal Williams (8)  
200m - Clint Crenshaw (6), Jamie Price (7), Riaan Dempers (8)  
400m - Jimmy Hackley (2)  
55mH - Terrence Trammell (1), Stanislav Olijars (6)  
4x400m - USC (5)  
Pole Vault - Patrick Tvarunas (2)  
Shot Put - Brad Snyder (1)  
35lb Weight - Bert Sorin (1), Ryan Harrison (2)

## 2000 - 8TH

60m - Terrence Trammell (1), Clint Crenshaw (8)  
200m - Riaan Dempers (5)  
60mH - Terrence Trammell (1), Corey Taylor (7)  
4x400m - Pressley, Pennington, Trammell, Crenshaw (3)  
Pole Vault - Jared Farabee (6), Michael Lameier (8)

## 2001 - T-7TH

60m - Andre Totton (7)  
200m - Josephus Howard (6), Andre Totton (7)  
400m - Otis Harris (4)  
800m - Otukile Lekote (1)  
60mH - Corey Taylor (2), De'Andre Eiland (3)  
High Jump - Fredrick Townsend (9)  
Pole Vault - Jared Farabee (5), Chris Steddum (6)  
Shot Put - Adam Bishop (8)

## 2002 - 9TH


200m - Andre Totton (6)  
400m - Otis Harris (6), Jonathan Fortenberry (8)  
800m - Otukile Lekote (1)  
60mH - Corey Taylor (6), De'Andre Eiland (3)  
4x400m - USC (3)  
Pole Vault - Chris Steddum (4), Jared Farabee (7)

## 2003 - 3RD

200m - Martin Jackson (4)  
400m - Jonathan Fortenberry (2), Otis Harris (5), Kenneth Ferguson (7)  
800m - Otukile Lekote (2)  
55mH - Corey Taylor (3), Kenneth Ferguson (4)  
4x400m - USC (1)  
High Jump - Fred Townsend (7)  
Pole Vault - Chris Steddum (2), Greg Royster (4), Jared Farabee (6)  
Long Jump - Tony Allmond (3)  
Triple Jump - Tony Allmond (8)  
Pentathlon - Fred Townsend (3)

## 2004 - 7TH

60m - Adrian Durant (7), Troy Williamson (8)  
200m - Rodney Martin (3)  
DMR - Cunningham, Jackamonis, Leyh, Mance (8)  
Heptathlon - Greg Royster (5), Fred Townsend (8)  
Long Jump - Tony Allmond (3)  
Pole Vault - Chris Steddum (6)  
Triple Jump - Greig Cryer (7)  
35lb Weight - Brook Antonio (8)



Ron Willis won two straight SEC indoor titles in the 35-pound weight throw in 1993 and 1994. He won the NCAA title in the event in 1994 as well.

## 2005 - 7TH

60m - Rodney Martin (5)  
200m - Rodney Martin (4)  
60mH - Jason Richardson (3)  
4x400m - Hinnant, James, Luster, Richardson (4)  
DMR - Cunningham, Emase, Hilliard, Hoffman (4)  
Pole Vault - Dan McKenzie (3), Trey Bell (6)  
Long Jump - Greig Cryer (3)  
Triple Jump - Derek Pressley (7)

## 2006 - 5TH

55m - Leroy Dixon (3), Adrian Durant (8)  
200m - Leroy Dixon (4)  
400m - Keith Hinnant (2)  
55mH - Jason Richardson (4)  
4x400m - Hinnant, James, Durant, Fortenberry (6)  
Pole Vault - Trey Bell (6)  
Long Jump - Greig Cryer (2)  
Triple Jump - Greig Cryer (3)  
35lb Weight - Brook Antonio (2), Jason Cook (5)  
Heptathlon - Greg Royster (4), Curt McGill (7)

## 2007 - 10TH

200m - Keith Hinnant (7)  
Pole Vault - Dan McKenzie (T5)  
Triple Jump - Derek Pressley (5)  
35lb Weight - Tyler Trout (7)  
4x400m - Hinnant, Hilliard, Miley, Moore (3)  
DMR - Leyh, James, Fortenberry, Baez (7)  
Heptathlon - Curt McGill (5)

## 1992 - 10TH

10,000m - Keith Gorski (6)  
Decathlon - Nicky Nichols (8)

## 1993 - 8TH

800m - Adrian Bonner (8)  
110mH - Terry Winston (5)  
400mH - Frank Mensah (7)  
High Jump - Marcus Sutton (6)  
Pole Vault - Wayne Rimmer (6)  
Shot Put - Ron Willis (6)  
Discus - Brett Murray (2),  
Ron Willis (4)  
Hammer - Ron Willis (4),  
Lavon Page (8)  
Decathlon - Steve Owens (5)

## 1994 - 4TH

800m - Adrian Bonner (6)  
10,000m - Mark Cruz (8)  
110mH - Terry Winston (2)  
400mH - Marcus Phillips (2),  
Frank Mensah (3)  
4x400m - Winston, Phillips,  
Bonner, Swartz (8)  
Shot Put - Ron Willis (3)  
Discus - Ron Willis (1), Brett Murray  
(3), Chad Moreau (7)  
Hammer - Ron Willis (3), John Stoikos  
(5), Chad Moreau (6), Lavon Page  
(7), Brett Murray (8)  
Javelin - Derek McMillan (6)  
Decathlon - Steve Owens (5)

## 1995 - 8TH

800m - Adrian Bonner (4), Marvin  
Watts (7)  
110mH - Steve Owens (8)  
Steeplechase - Tom Cronin (6)  
High Jump - Lee Hughes (7)  
Discus - Brett Murray (2), Chad



After finishing second in the 800m in 1996, Marvin Watts won the event the following year. Watts was an indoor All-American in the 800m in 1997.

Moreau (4)  
Hammer - John Stoikos (2), Glenn  
McAtee (5), Chad Moreau (6), Brett  
Murray (7)  
Decathlon - Steve Owens (5), David  
Carnes (7)

## 1996 - 5TH

100m - Marcus Robinson (2), Corey  
Bridges (4)  
200m - Marcus Robinson (2)  
800m - Marvin Watts (2)  
4x100m - USC (3)  
4x400m - USC (8)  
Shot Put - Brad Snyder (1), Jeff  
Shalayda (5), Kevin Mannon (6)  
Discus - Brad Snyder (4), Kevin  
Mannon (6)  
Hammer - John Stoikos (1), Kevin  
Mannon (3), Bert Sorin (7)  
Javelin - Jason LaBarbera (3)

## 1997 - 5TH

100m - Corey Bridges (4), Jamaal  
Williams (6), Shah Mays (7), Jamie  
Price (8)  
200m - Jamie Price (7)  
800m - Marvin Watts (1)  
4x100m - USC (2)  
Pole Vault - Pat Tvarkunas (7)  
Shot Put - Kevin Mannon (1), Jeff  
Shalayda (4)  
Discus - Kevin Mannon (1)  
Hammer - Kevin Mannon (2), Mattias  
Ohlsson (3), Bert Sorin (4)  
Javelin - Jason LaBarbera (2)

## 1998 - 5TH

100m - Corey Bridges (2)  
200m - Terrence Trammell (3)  
800m - Marvin Watts (4)  
110mH - Terrence Trammell (1)  
4x100m - USC (2)  
4x400m - USC (5)  
Shot Put - Brad Snyder (1)  
Discus - Brad Snyder (1), Ryan  
Harrison (3)  
Hammer - Bert Sorin (2), Ryan  
Harrison (5), Mattias Ohlsson (7)  
Javelin - Bert Sorin (7)  
Decathlon - CJ Anderson (8)

## 1999 - 6TH

100m - Terrence Trammell (3), Clint  
Crenshaw (7)  
200m - Terrence Trammell (6)  
110mH - Terrence Trammell (1)  
4x100m - Crenshaw, Trammell, Mays,  
Price (2)  
Pole Vault - Patrick Tvarkunas (4),  
Michael Lameier (8)

Shot Put - Brad Snyder (1)  
Discus - Brad Snyder (3), Ryan  
Harrison (4)  
Hammer - Bert Sorin (4), Ryan  
Harrison (5)  
Javelin - Bert Sorin (6)  
Decathlon - CJ Anderson (5)

## 2000 - 8TH

100m - Terrence Trammell (3), Clint  
Crenshaw (8)  
400m - Jimmie Hackley (4)  
110mH - Terrence Trammell (1)  
4x400m - USC (7)  
Pole Vault - Chris Steddum (4), Patrick  
Tvarkunas (7)

## 2001 - 8TH

100m - Josephus Howard (3)  
200m - Josephus Howard (2)  
400m - Otis Harris (8)  
800m - Otukile Lekote (1)  
110mH - Corey Taylor (8)  
400mH - Jarred Johnson (7)  
4x100m - USC (2)  
4x400m - USC (4)  
High Jump - Fredrick Townsend (7)  
Pole Vault - Chris Steddum (1), Jared  
Farabee (2)  
Shot Put - Adam Bishop (5)

## 2002 - 7TH

400m - Otis Harris (5), Jonathan  
Fortenberry (6)  
800m - Otukile Lekote (1)  
110mH - Corey Taylor (5)  
4x100m - Burriano, Totton,  
Law, Taylor (3)  
4x400m - Law, Lekote,  
Harris, Fortenberry (1)  
Pole Vault - Chris Steddum (2)  
Decathlon - Fred Townsend (3)

## 2003 - T-6TH

400m - Otis Harris (1)  
800m - Otukile Lekote (4)  
1,500m - William Emase (6)  
110mH - Kenneth Ferguson (2), Corey  
Taylor (6), Chuck Ryan (7)  
400mH - Kenneth Ferguson (1)  
4x400m - USC (1)  
High Jump - Fred Townsend (7)  
Pole Vault - Greg Royster (6), Jared  
Farabee (6)  
Long Jump - Tony Allmond (5), Greig  
Cryer (7)  
Shot Put - Adam Bishop (5)

## 2004 - 10TH

200m - Rodney Martin (3)  
4x100m - Cryer, Martin,  
Durant, Allmond (6)  
4x400m - Martin, Flood,  
Cunningham, Durant (5)  
Long Jump - Tony Allmond (5)  
Hammer - Brook Antonio (7)

## 2005 - 9TH

100m - Rodney Martin (8)  
200m - Rodney Martin (7)  
800m - William Emase (4)  
400mH - Jason Richardson (6)  
4x100m - Durant, Dixon,  
Richardson, Martin (5)  
4x400m - Durant, Hillard,  
James, Hinnant (7)  
Triple Jump - Derek Pressley (8)  
Javelin - Joe Schroeder (6)

## 2006 - 5TH

100m - Leroy Dixon (5)  
200m - Leroy Dixon (8)  
800m - Shawn Cunningham (8)  
110mH - Jason Richardson (2),  
Thomas Hilliard (7)  
400mH - Jason Richardson (2),  
Thomas Hilliard (4)  
4x400m - Hinnant, Hilliard,  
Richardson, James (3)  
Pole Vault - Trey Bell (2)  
Long Jump - Greig Cryer (3)  
Triple Jump - Greig Cryer (5), Derek  
Pressley (7)  
Shot Put - Jim Mitchell (5)  
Discus - Brook Antonio (3)  
Hammer - Brook Antonio (3), Tyler  
Trout (8)  
Javelin - Joe Schroeder (8)  
Decathlon - Greg Royster (4)

## 2007 - 8TH

400m - Ray Miley (6), Derron Flood  
(8)  
100mH - Thomas Hilliard (4)  
400mH - Thomas Hilliard (3), Jussi  
Heikkila (5)  
4x100m - James, Lytle, Moore,  
Flood (6th)  
4x400m - Moore, Hilliard, James,  
Miley (2nd)  
Triple Jump - Derek Pressley (2nd)  
Discus - Tyler Trout (8)  
Hammer - Tyler Trout (4)  
Javelin - Erik Heymann (3), Joe  
Schroeder (6)  
Decathlon - Curt McGill - (6)

## 1992 - 10TH

5,000m - Sue McGhie (2)

## 1993 - T-9TH

Mile - Liz Figlar (7), Tracey Capper (8)  
4x800m - Singletary, Capper,  
Figlar, Bertrand (6)

High Jump - Julie Symonds (8)

Shot Put - Dawn Ellerbe (8)

## 1994 - 8TH

800m - Tracey Capper (6)

5,000m - Sue McGhie (5), Danielle  
Adams (8)

55mH - Rhody Williams (3)

DMR - Bertrand, Smith,  
Capper, Adams (7)

High Jump - Julie Symonds (6)

Shot Put - Crystal Brownlee (3), Leslie  
Coons (6), Dawn Ellerbe (8)

## 1995 - 8TH

Mile - Tracey Capper (5), Liz Figlar (6)

55mH - Rhody Williams (6)

High Jump - Julie Symonds (6)

Long Jump - Erin Narzinski (5)

Shot Put - Lisa Misipeka (3), Marcia  
Chmura (5)

## 1996 - 5TH

800m - Tracey Capper (4)

5,000m - Lisa Monti (8)

4x400m - USC (6)

DMR - USC (6)

Shot Put - Crystal Brownlee (1), Lisa  
Misipeka (2), Dawn Ellerbe (5)

20lb Weight - Dawn Ellerbe (1), Lisa  
Misipeka (2), Crystal Brownlee  
(3), Marcia Chumra (4), Loren  
Thouvenot (5)

## 1997 - 4TH

55m - Tonique Williams (8)

400m - Tonique Williams (4)

800m - Charmaine Howell (2)

4x400m - USC (3)

Long Jump - Erin Narzinski (6)

Shot Put - Crystal Brownlee (2), Dawn  
Ellerbe (3), Lisa Misipeka (4)

20lb Weight - Dawn Ellerbe (1), Lisa  
Misipeka (2), Crystal Brownlee (3)

## 1998 - 4TH

400m - Tonique Williams (2)

800m - Charmaine Howell (2)

Mile - Ivana Skladana (8)

5,000m - Tanya Povey (6)

55mH - Jackie Madison (3)

DMR - USC (7)

Pole Vault - Kylene Nixon (4), Becky

Studebaker (8)

Long Jump - Erin Narzinski (7)

Triple Jump - Rodena Barr (8)

Shot Put - Crystal Brownlee (1), Lisa  
Misipeka (3), Michelle Fournier (5)

20lb Weight - Lisa Misipeka (1),

Michelle Fournier (3), Crystal

Brownlee (5), Loren Thouvenot (8)

## 1999 - 3RD

200m - Lisa Barber (3)

400m - Miki Barber (1), Char Foster  
(6), Tacita Bass (7)

800m - Kristina Brown (5), Andrea  
Hallmon (6)

55mH - Ellakisha Williamson (3)

4x400m - USC (4)

DMR - USC (6)

Pole Vault - Kylene Nixon (1)

Long Jump - Erin Narzinski (3)

Shot Put - Michelle Fournier (4)

20lb Weight - Michelle Fournier (2),  
Loren Thouvenot (4)

## 2000 - 3RD

60m - Lisa Barber (3)

200m - Lisa Barber (2), Mechelle  
Lewis (3), Demetria Washington  
(7), Miki Barber (8)

400m - Miki Barber (1), Demetria  
Washington (3), Tacita Bass (7)

60mH - Ellakisha Williamson (2),  
Jackie Madison (7)

4x400m - USC (2)

DMR - USC (5)

Pole Vault - Lori Tvarunas (7)

Long Jump - Antoinette Wilks (2)

Triple Jump - Rodena Barr (4),  
Antoinette Wilks (7)

Shot Put - Lynette Keppeler (5)

20lb Weight - Mamee Groves (3),  
Loren Thouvenot (5)

## 2001 - 3RD

60m - Miki Barber (5),

Kanisa Williams (7)

200m - Miki Barber (2), Kanisa  
Williams (6)

400m - Demetria Washington (1)  
Tacita Bass (5)

60mH - Jackie Madison (1), Antoinette  
Wilks (7)

4x400m - USC (1)

DMR - USC (5)

Pole Vault - Lori Tvarunas (5), Kylene  
Nixon (6)

Long Jump - Antoinette Wilks (5)

Triple Jump - Antoinette Wilks (6)

Shot Put - Lynette Kepler (1), India  
Odum (5)

20lb Weight - Mamee Groves (4)

## 2002 - 4TH

60m - Aleen Bailey (2)

200m - Aleen Bailey (3), Demetria  
Washington (7), Lisa Barber (8)

400m - Demetria Washington (1),  
Lashinda Demus (2), Lisa Barber  
(4), Shevon Stoddart (8)

60mH - Lashinda Demus (2), Tiffany  
Ross (5), Shevon Stoddart (6)

4x400m - Ross, Stoddart,  
Bass, Demus (1)

DMR - Eschenbug, Carpenter,  
Lewis, Lake (7)

Pole Vault - Lori Tvarunas (6)

Triple Jump - Rashida Abdul-Malik (8)

Shot Put - India Odum (3)

20lb Weight - Mamee Groves (4)

## 2003 - 2ND

55m - Aleen Bailey (3), Miki Barber (4)

200m - Aleen Bailey (2), Miki Barber  
(3), Erica Whipple (6)

400m - Lashinda Demus (1), Demetria  
Washington (3), Tiffany Ross (5),  
Shevon Stoddart (7)

3,000m - Jenny Lake (6)

55mH - Tiffany Ross (3), Lashinda  
Demus (7)

4x400m - USC (1)

DMR - Ramonene, Stoddart,  
Watkins, Lake (2)

High Jump - Chelsea Hammond (8)

Long Jump - Kemesha Whitmire  
(5), Antoinette Wilks (6), Chelsea  
Hammond (7)

Triple Jump - Kemesha Whitmire (8)

Shot Put - Nicole Kendrick (2)

Pentathlon - Antoinette Wilks (2),  
Chelsea Hammond (6)

## 2004 - 5TH

60m - Alexis Joyce (7), Khalilah  
Carpenter (6)

200m - Stephanie Smith (7), Khalilah  
Carpenter (6), Erica Whipple (3)

400m - Shevon Stoddart (8),  
Stephanie Smith (5), Lashinda  
Demus (3)

60mH - Ronnetta Alexander (4)

4x400m - Smith, Stoddart,  
Watkins, Demus (2)

DMR - Ramonene, Martin,  
Shelton, Rackow (5)

High Jump - Chelsea Hammond (4)

Pole Vault - Cheryl Terrio (3)

Long Jump - Kemesha Whitmire (3),  
Chelsea Hammond (8)

Shot Put - India Odum (5)

Pentathlon - Chelsea Hammond (2)

## 2005 - 5TH

200m - Erica Whipple (3), Khalilah  
Carpenter (6), Shalonda Solomon  
(7), Natasha Hastings (8), Khalilah  
Carpenter (8)

400m - Natasha Hastings (2), Tiffany  
Ross-Williams (3), Shevon Stoddart  
(4), Stephanie Smith (5)

3,000m - Jenny Lake (4)

60mH - Tiffany Ross-Williams (4)

4x400m - Hastings, Ross-Williams,  
Smith, Stoddart (2)

DMR - Chain, Lake,  
Martin, Watkins (2)

High Jump - Monica Bozenski (3)

Long Jump - Kemesha Whitmire (7)

Triple Jump - Kemesha Whitmire (7)

## 2006 - T-3RD

55m - Amberly Nesbitt (2), Shalonda  
Solomon (5)

200m - Shalonda Solomon (2), Am-  
berly Nesbitt (5)

400m - Natasha Hastings (8)

800m - Shay Shelton (1)

55mH - Ronetta Alexander (2)

4x400m - Hastings, Martin, Shelton,  
Solomon (4)

High Jump - Chelsea Hammond (4)

Pole Vault - Cheryl Terrio (5)

Long Jump - Chelsea Hammond (3)

Triple Jump - Kemesha Whitmire (5)

Pentathlon - Kettiany Clarke (3),  
Chelsea Hammond (5)

## 2007 - 5th

60m - Shalonda Solomon (4)

200m - Shalonda Solomon (2)

400m - Natasha Hastings (1)

60mH - Ronnetta Alexander (5),  
Chiquita Martin (7)

4x400m - Smith, Cantey, Cross,  
Hastings (2)

Shot Put - Precious Akins (3)

Pentathlon - Kettiany Clarke (6),  
Reanna Townsend (8)



Kylene Nixon won the pole vault at the 1999 SEC Indoor Championships to help South Carolina earn the first of three straight third-place finishes.

## 1992 - 12TH

No scorers

## 1993 - 10TH

1,500m - Liz Figlar (6), Tracey Capper (7)  
5,000m - Sue McGhie (6)  
10,000m - Kristen Kroger (6)  
Shot Put - Dawn Ellerbe (7)

## 1994 - 5TH

1,500m - Tracey Capper (8)  
10,000m - Sue McGhie (2), Jill Savege (4)  
400mH - Rhody Williams (8)  
High Jump - Julie Symonds (5)  
Long Jump - LaTasha Hughes (8)  
Shot Put - Lisa Misipeka (2), Leslie Coons (6)  
Discus - Lisa Misipeka (4), Leslie Coons (5)  
Javelin - Leslie Coons (1), Marcia Chmura (3)

## 1995 - 8TH

1,500m - Tracey Capper (6)  
5,000m - Tracey Capper (8)  
100mH - Rhody Williams (4)  
400mH - Rhody Williams (8)  
Shot Put - Crystal Brownlee (3), Dawn Ellerbe (6)  
Discus - Dawn Ellerbe (1)

## 1996 - 2ND

1,500m - Liz Figlar (8)  
4x400m - USC (8)  
Long Jump - Tijuana Noisette (8)  
Shot Put - Crystal Brownlee (1), Lisa Misipeka (2), Dawn Ellerbe (3)  
Discus - Dawn Ellerbe (1), Lisa Misipeka (2)  
Hammer - Dawn Ellerbe (1), Lisa Misipeka (2), Marcia Chmura (3), Candy Mitchell (4), Crystal Brownlee (5)  
Javelin - Candy Mitchell (2), Marcia Chmura (5), Erin Narzinski (6)  
Heptathlon - Erin Narzinski (2), Jennifer Britz (7)

## 1997 - 3RD

400m - Tonique Williams (2)  
800m - Charmaine Howell (2)  
1,500m - Ivana Sklandana (7)  
4x400m - USC (4)  
Long Jump - Erin Narzinski (8)  
Shot Put - Crystal Brownlee (1), Lisa Misipeka (4), Dawn Ellerbe (5)  
Discus - Dawn Ellerbe (2), Lisa Misipeka (6)  
Hammer - Lisa Misipeka (1), Dawn Ellerbe (2), Loren Thouvenot (4), Crystal Brownlee (6), Candy Mitchell (7)  
Javelin - Candy Mitchell (2), Marcia Chmura (5), Erin Narzinski (6)  
Heptathlon - Erin Narzinski (1)

## 1998 - 2ND

400m - Tonique Williams (1)  
800m - Charmaine Howell (2)

3,000m - Joyce Peebles (8)  
5,000m - Tanya Povey (3)  
10,000m - Tanya Povey (1)  
4x100m - USC (7)  
4x400m - USC (5)  
Pole Vault - Kyleene Nixon (1)  
Triple Jump - Rodena Barr (6)  
Shot Put - Crystal Brownlee (1), Lisa Misipeka (5), Michelle Fournier (7)  
Discus - Michelle Fournier (4), Lisa Misipeka (5)  
Hammer - Lisa Misipeka (1), Michelle Fournier (2), Crystal Brownlee (5), Loren Thouvenot (7)  
Javelin - Erin Narzinski (3), Loren Thouvenot (8)  
Heptathlon - Erin Narzinski (2)

## 1999 - 1ST

200m - Miki Barber (4), Demetria Washington (7)  
400m - Miki Barber (1), Demetria Washington (3)  
800m - Kristina Brown (4), Andrea Hallmon (6)  
10,000m - Katie England (6)  
100mH - Ellakisha Williamson (1), Jacqueline Madison (5)  
400mH - Ellakisha Williamson (1), Tacita Bass (6), Jacqueline Madison (8)  
4x100m - USC (3)  
4x400m - USC (1)  
Pole Vault - Becky Studebaker (8)  
Triple Jump - Rodena Barr (6)  
Shot Put - Michelle Fournier (4), Lynette Keppeler (5)  
Discus - Michelle Fournier (2), Alana Robinson (3)  
Hammer - Michelle Fournier (1), Candy Mitchell (7)  
Javelin - Candy Mitchell (3)

## 2000 - 2ND

100m - Rodena Barr (6)  
200m - Miki Barber (1), Demetria Washington (4), Lisa Barber (5), Mechelle Lewis (6)  
400m - Miki Barber (1), Demetria Washington (2)  
800m - Kristina Brown (4), Andrea Hallmon (8)  
1,500m - Joyce Peebles (7)  
10,000m - Katie Orr (5)  
100mH - Ellakisha Williamson (3), Jackie Madison (5)  
400mH - Ellakisha Williamson (4), Jackie Madison (7)  
4x100m - USC (2)  
4x400m - USC (1)  
Pole Vault - Kyleene Nixon (T-2), Lori Tvardunas (T-8)  
Long Jump - Antoinette Wilks (7)  
Triple Jump - Rodena Barr (3), Antoinette Wilks (8)  
Shot Put - Lynette Keppeler (6)  
Hammer - Loren Thouvenot (5)  
Discus - Alana Robinson (3)  
Javelin - Candy Mitchell (2)

## 2001 - 3RD

100m - Lisa Barber (2)  
200m - Demetria Washington (2), Miki Barber (3), Lisa Barber (6)  
400m - Miki Barber (1), Demetria Washington (2)  
800m - Andrea Hallmon (3)  
100mH - Jackie Madison (3)  
400mH - Tacita Bass (1), Shontel Powell (7)  
4x100m - USC (1)  
4x400m - USC (1)  
Pole Vault - Kyleene Nixon (6)  
Triple Jump - Antoinette Wilks (9)  
Shot Put - Lynette Keppeler (4)  
Discus - Alana Robinson (2)  
Heptathlon - Tacita Bass (3)

## 2002 - 1ST

100m - Aleen Bailey (2), Lisa Barber (3), Erica Whipple (7)  
200m - Aleen Bailey (2), Lisa Barber (4), Demetria Washington (7)  
400m - Lashinda Demus (1), Demetria Washington (2)  
100mH - Tiffany Ross (2)  
400mH - Tiffany Ross (1), Lashinda Demus (2), Tacita Bass (4), Shevon Stoddart (5)  
4x100m - Lewis, Washington, L. Barber, Bailey (2)  
4x400m - L. Barber, Ross, Stoddart, Lewis (1)  
Long Jump - Antoinette Wilks (2)  
Triple Jump - Rashida Abdul-Malik (5)  
Shot Put - India Odum (8)  
Discus - Keri Groover (5)  
Javelin - Heather Nisbet (8)  
Heptathlon - Tacita Bass (1), Antoinette Wilks (3), Chelsea Hammond (5)

## 2003 - 4TH

100m - Erica Whipple (2), Aleen Bailey (3)  
200m - Erica Whipple (1), Aleen Bailey (3)  
400m - Shevon Stoddart (5), Tawana Watkins (6)  
100mH - Antoinette Wilks (6)  
400mH - Tiffany Ross (1), Shevon Stoddart (3), Tawana Watkins (8)  
4x100m - USC (2)  
4x400m - USC (3)  
Long Jump - Chelsea Hammond (8)  
Shot Put - India Odum (6)  
Heptathlon - Antoinette Wilks (3), Chelsea Hammond (4)

## 2004 - 4TH

100m - Erica Whipple (7), Khalilah Carpenter (5)  
200m - Khalilah Carpenter (4)  
400m - Stephanie Smith (6)  
100mH - Ronnetta Alexander (7), Lashinda Demus (3)  
400mH - Chiquita Martin (7), Shevon Stoddart (2), Lashinda Demus (1)  
4x100m - Alexander, Whipple, Smith, Carpenter (3)

4x400m - Stoddart, Smith, Carpenter, Demus (2)  
High Jump - Chelsea Hammond (6)  
Long Jump - Kemesha Whitmire (6), Chelsea Hammond (5)  
Triple Jump - Kemesha Whitmire (6), Rhashida Abdul-malik (5)  
Discus - Precious Akins (4)  
Javelin - Katie Desin (3)  
Heptathlon - Chelsea Hammond (2)

## 2005 - 1ST

100m - Shalonda Solomon (2), Erica Whipple (6), Alexis Joyce (8)  
200m - Shalonda Solomon (1), Stephanie Smith (4), Erica Whipple (5), Khalilah Carpenter (8)  
400m - Natasha Hastings (1), Tawana Watkins (4), Stephanie Smith (6)  
800m - Shay Sheldon (4)  
100mH - Shevon Stoddart (3)  
400mH - Tiffany Ross-Williams (1), Shevon Stoddart (2), Tawana Watkins (3)  
4x100m - Joyce, Nesbitt, Solomon, Whipple (1)  
4x400m - Hastings, Ross-Williams, Smith, Stoddart (1)  
Pole Vault - Cheryl Terrio (3)  
Triple Jump - Kemesha Whitmire (1)  
Shot Put - Precious Akins (5)

## 2006 - 3RD

100m - Shalonda Solomon (3), Amberly Nesbitt (7)  
200m - Shalonda Solomon (1), Amberly Nesbitt (7)  
400m - Natasha Hastings (2), Stephanie Smith (8)  
100mH - Ronnetta Alexander (3), Chiquita Martin (7)  
400mH - Chiquita Martin (3), Bailey Lewis (6)  
4x100m - Hastings, Nesbitt, Giles, Solomon (1)  
High Jump - Monica Bozenski (8)  
Pole Vault - Cheryl Terrio (4)  
Shot Put - Precious Akins (3)  
Discus - Precious Akins (3), Kerri Groover (8)  
Heptathlon - Kettiany Clarke (3)

## 2007 - 5TH

100m - Shalonda Solomon (3)  
200m - Shalonda Solomon (3), Natasha Hastings (4)  
400m - Natasha Hastings (1)  
100mH - Chiquita Martin (4), Ronnetta Alexander (8)  
400mH - Krystal Cantey (2nd), Chiquita Martin (3), Trier Young (5), Tawana Watkins (8)  
4x100m - Martin, Hastings, Giles, Solomon (1)  
4x400m - Cantey, Giles, Cross, Hastings (1)  
Discus - Precious Akins (1)  
Long Jump - Brittney James (7)

EVENT	SOUTH CAROLINA	INDOOR FACILITY	SEC CHAMPIONSHIP	NCAA CHAMPIONSHIP	AMERICAN	WORLD
<b>55m</b>	6.12 • 1999 Terrence Trammell	6.26 • 2002 Corey Taylor South Carolina	6.06 • 1996 Tim Harden Kentucky	6.00 • 1986 Lee McRae Pittsburgh	6.00 • 1986 Lee McRae	N/A
<b>60m</b>	6.54 • 2000 Terrence Trammell	N/A	6.48 • 2001 Leonard Scott Tennessee	6.52 • 1999 Marcus Brunson Arizona State	6.39 • 1998/2001 Maurice Green	6.39 • 1998/2001 Maurice Green USA
<b>200m</b>	20.38 • 2005 Rodney Martin	N/A	20.35 • 2005 Wallace Spearmon Arkansas	20.10 • 2005 Wallace Spearmon Arkansas	20.10 • 2005 Wallace Spearmon	19.92 • 1996 Frank Fredericks NAM
<b>400m</b>	46.19 • 2003 Jonathan Fortenberry	51.85 • 2005 Carlos Goyton Charleston Southern	45.29 • 2005 Kerron Clement Florida	44.57 • 2005 Kerron Clement Florida	44.57 • 2005 Kerron Clement	44.57 • 2005 Kerron Clement Florida (T&T)
<b>800m</b>	1:46.13 • 2001 Otukile Lekote	2:00.70 • 2002 Brandon Downey Newberry	1:46.28 • 1990 Mark Everett Florida	1:45.33 • 2001 Patrick Nduwimana Arizona	1:45.00 • 1992 Johnny Gray	1:42.67 • 1997 Wilson Kipketer DEN
<b>1,000m</b>	2:25.0y • 1969 Bob Kaczka	2:43.4 • 1995 Marvin Watts South Carolina	2:21.47 • 1987 Robin Van Helden LSU	2:18.74 • 1986 Freddie Williams Abilene Christian	2:17.86 • 2002 David Kruppenacker	2:14.96 • 2000 Wilson Kipketer DEN
<b>Mile</b>	4:08.03 • 1982 Tim Colas	4:32.14 • 1998 James Thomas Unattached	3:59.4 • 1976 Steve Bolt Alabama	3:55.33 • 1995 Kevin Sullivan Michigan	3:49.89 • 2005 Bernard Lagat	3:48.45 • 1997 Hicham El Guerrouj MOR
<b>3,000m</b>	8:18 • 1975 Bob Day	9:11.16 • 2006 Fredrick Smith Clafin	7:56.06 • 1999 Michael Power Arkansas	7:46.03 • 1998 Adam Goucher Colorado	7:39.23 • 2002 Tim Broe	7:24.90 • 1998 Daniel Komen KEN
<b>5,000m</b>	14:25.58 • 1992 Keith Gorski	N/A	13:42.95 • 2004 Alistair Cragg Arkansas	13:28.93 • 2003 Alistair Cragg Arkansas	13:20.55 • 1982 Doug Padilla	12:49.60 • 2004 Kenenisa Bekele ETH
<b>60m Hurdles</b>	7.52 • 1999 Terrence Trammell	N/A	7.55 • 2001 Ron Bramlett Alabama	7.51 • 2006 Aries Merritt Tennessee	7.36 • 1987/2004 Greg Foster Allen Johnson	7.30 • 1994 Colin Jackson GBR
<b>4x400m</b>	3:05.90 • 2002 Fortenberry, Harris, Lekote, Pressley	3:37.47 • 2005 Clafin	3:04.75 • 2002/2005 LSU/Florida	3:03.51 • 2005 Clarke, Middleton, Pastor, Clement Florida	3:01.96 • 2006 Clement, Spearmon, Williamson, Wariner	3:01.96 • 2006 Clement, Spearmon, Williamson, Wariner USA
<b>4x800m</b>	7:24.94 • 1974 Brown, Schaper, Brown, Sheley	N/A	7:24.8 • 1982 Oaxaca, Herzong, Brooks, Jones Auburn	7:17.45 • 1989 Radziwinski, Wittman, Greyling, Herrington Clemson	7:13.94 • 2000 Woody, Paranya, Kenah, Kruppenacker	7:13.94 • 2000 Woody, Paranya, Kenah, Kruppenacker USA
<b>DMR</b>	9:43.26 • 1995 Swartz, Bonner, Towle, Cronin	N/A	9:40.23 • 1999 Lassiter, Chukwuma, Karanu, Kerr Arkansas	9:27.77 • 2004 Brannen, Talbert, Ellerton, Willis Michigan	9:28.83 • 2000 Jennings, Kely, Stember, Riley	N/A
<b>High Jump</b>	7-2 • 1989 Paul Wiechern	6-10 1/4 • 1997 Steve Owens Unattached	7-7 1/4 • 1994 Ray Doakes Arkansas	7-9 1/4 • 1989 Hollis Conway Louisiana-Lafayette	7-10 1/2 • 1991 Hollis Conway	7-11 1/2 • 1989 Javier Sotomayor CUB
<b>Pole Vault</b>	18-1/2 • 2004 Chris Steddum	16-6 • 2006 C. Steddum/S. Stephens Unattached	18-8 1/4 • 1994 Lawrence Johnson Tennessee	19-2 1/4 • 1999 Jacob Davis Texas	19-6 1/2 • 2001 Lawrence Johnson	20-2 • 1993 Sergey Bubka UKR
<b>Long Jump</b>	26-6 1/4 • 2004 Tony Allmond	22-11 3/4 • 1994 Marcus Philips South Carolina	27-0 • 2002 Miguel Pate Alabama	27-10 • 1981 Carl Lewis Houston	28-10 1/4 • 1984 Carl Lewis	28-10 1/4 • 1984 Carl Lewis USA
<b>Triple Jump</b>	52-5 1/4 • 2006 Greig Cryer	50-7 1/2 • 1994 Marcus Sutton Unattached	56-2 1/2 • 2002 Walter Davis LSU	56-9 1/2 • 1981 Keith Connor SMU	58-3 1/4 • 1987 Mike Conley	58-6 • 1997/2004 A. Urrutia/C. Olsson CUB/SWE
<b>Shot Put</b>	66-8 • 1998 Brad Snyder	66-8 3/4 • 1995 Brent Noon Georgia	66-8 • 1998 Brad Snyder South Carolin	70-6 1/4 • 2003 Carl Myerscough Nebraska	74-4 1/4 • 1989 Randy Barnes	74-4 1/4 • 1989 Randy Barnes USA
<b>35lb Weight</b>	73-6 • 1999 Ryan Harrison	72-1 1/2 • 1994 Ron Willis South Carolina	76-5 • 2007 Cory Martin Auburn	78-9 3-4 • 2001 Liber Charfreitag SMU	84-10 • 1995 Lance Deal	N/A



EVENT	SOUTH CAROLINA	WEEMS BASKIN TRACK	SEC CHAMPIONSHIP	NCAA CHAMPIONSHIP	AMERICAN	WORLD
<b>100m</b>	10.04 • 2000 Terrence Trammell	9.90 • 1976 Harvey Glance Auburn	10.03 • 1991 Tim Harden Kentucky	9.92 • 1996 Ato Boldon UCLA	9.79 • 1999 Maurice Greene	9.77 • 2005/2006 Asafa Powell JAM
<b>200m</b>	20.34 • 2005 Rodney Martin	20.29 • 2001 Justin Gatlin Tennessee	19.86 • 2002 Justin Gatlin Tennessee	19.87 • 1988/1999 L. Daniel/J. Capel MSU/UF	19.32 • 1996 Michael Johnson	19.32 • 1996 Michael Johnson USA
<b>400m</b>	44.57 • 2003 Otis Harris	44.78 • 2001 Avard Moncur Auburn	44.29 • 1999 Derrick Brew LSU	44.00 • 1992 Quincy Watts Southern California	43.18 • 1999 Michael Johnson	43.18 • 1999 Michael Johnson USA
<b>800m</b>	1:44.47 • 2001 Otukile Lekote	1:45.36 • 2001 Otukile Lekote South Carolina	1:45.27 • 2002 Otukile Lekote South Carolina	1:44.70 • 1990 Mark Everett Florida	1:42.60 • 1985 Johnny Gray	1:41.11 • 1997 Wilson Kipketer DEN
<b>1,500m</b>	3:42.48 • 1974 Jim Schaper	3:42.85 • 1987 Gary Cobb Virginia Tech	3:37.29 • 1999 Seneca Lassiter Alabama	3:35.30 • 1981 Sydney Maree Villanova	3:29.30 • 2005 Bernard Lagat	3:26.00 • 1998 Hicham El Guerrouj MAR
<b>5,000m</b>	14:06.54 • 1987 Tom Howe	13:57.53 • 2001 David Kimani Alabama	13:41.04 • 2003 Alistair Cragg Arkansas	13:20.63 • 1979 Sydney Maree Villanova	12:58.21 • 1996 Bob Kennedy	12:37.35 • 2004 Kenenisa Bekele ETH
<b>10,000m</b>	30:05.24 • 1986 Rob Devlin	29:47.24 • 1989 David Keen Florida State	28:42.23 • 2003 Alistair Cragg Arkansas	28:01.30 • 1979 Suleiman Nyombui UTEP	27:13.98 • 2001 Meb Keflezighi	26:17.53 • 2005 Kenenisa Bekele ETH
<b>110m Hurdles</b>	13.19 • 2000 Terrence Trammell	13.48 • 1999 Terrence Trammell South Carolina	13.22w • 2006 Aries Merritt Tennessee	13.21w • 2006 Aries Merritt Tennessee	12.90 • 2006 Dominique Arnold	12.88 • 2006 Xiang Liu CHN
<b>400m Hurdles</b>	48.79 • 2003 Kenneth Ferguson	49.65 • 2001 Ricky Harris Florida	48.29 • 2005 Kerron Clement Florida	47.56 • 2005 Kerron Clement Florida	46.78 • 1992 Kevin Young	46.78 • 1992 Kevin Young USA
<b>3,000m Steeplechase</b>	8:57.96 • 1988 Andy Foster	8:44.94 • 2001 Daniel Lincoln Arkansas	8:32.71 • 1986 Peter McCoglan Alabama	8:12.39 • 1978 Henry Rono Washington State	8:08.82 • 2006 Daniel Lincoln	7:53.63 • 2004 Saif Saaeed Shaheen QAT
<b>4x100m</b>	38.45 • 2000 Crenshaw, Trammell, Hackley, Howard	39.37 • 1999 Trammell, Hackley, Price, Crenshaw South Carolina	38.69 LSU 1998	38.04 • 1998 Howard, Holloway, Williams, Spencer TCU	37.40 • 1992/1993 National Team	37.40 • 1992/1993 National Team USA
<b>4x400m</b>	3:02.16 • 2002 Law, Lekote, Harris, Fortenberry	3:03.63 • 2001 LSU	3:02.23 • 2005 Clarke, Witherspoon, Middleton, Clement Florida	2:59.59 • 2005 LSU	2:54.20 • 1998 Young, Pettigrew, Washington, Johnson	2:54.20 • 1998 Young, Pettigrew, Washington, Johnson USA
<b>High Jump</b>	7-3 1/4 • 1988 Paul Wiechern	7-5 • 1977 James Barrineau Georgia	7-5 3/4 • 1997/94/94/90 Florida/Arkansas Tennessee/LSU	7-9 3/4 • 1989 Hollis Conway Louisiana-Lafayette	7-10 1/2 • 1991 Charles Austin	8-0 1/2 • 1993 Javier Sotomayor CUB
<b>Pole Vault</b>	17-7 3/4 • 2002 Chris Steddum	17-5 1/2 • 1988 Dale Gerke South Carolina	19-0 1/4 • 1994 Lawrence Johnson Tennessee	19-1 • 1996 Lawrence Johnson Tennessee	19-9 1/4 • 2000 Jeff Hartwig	20-1 3/4 • 1994 Sergey Bubka UKR
<b>Long Jump</b>	27-4 3/4w • 2004 Tony Allmond	26-9 1/4 • 2001 Walter Davis LSU	27-10 1/4 • 2000 Melvin Lister Arkansas	28-0 • 1993 Erick Walder Arkansas	29-4 1/2 • 1991 Mike Powell	29-4 1/2 • 1991 Mike Powell USA
<b>Triple Jump</b>	52-2 • 1975 Ronn Adams	55-11 • 2001 Walter Davis LSU	56-0 1/2 • 1995 Jerome Romain Arkansas	57-7 3/4 • 1982 Keith Connor SMU	59-4 1/4 • 1996 Kenny Harrison	60-0 1/4 • 1995 Jonathan Edwards GBR
<b>Shot Put</b>	67-3 1/2 • 1999 Brad Snyder	66-11 1/4 • 1998 Brad Snyder South Carolina	70-5 1/4 • 1995 Brett Noon Georgia	72-2 1/4 • 1995 John Godina UCLA	75-10 1/4 • 1990 Randy Barnes	75-10 1/4 • 1990 Randy Barnes USA
<b>Discus</b>	196-10 • 1999 Ryan Harrison	205-5 • 2001 Gabor Mate Auburn	213-9 • 1985 Mike Buncic Kentucky	220-0 • 1992 Kamy Keshmiri Nevada	237-4 • 1981 Ben Plucknett	243-0 • 1986 Jurgen Schult GER
<b>Hammer</b>	222-4 • 1995 John Stoikos	246-0 • 1996 Tomas Sjostrom Unattached	242-7 • 2000 Andras Haklits Georgia	265-3 • 1996 Balazs Kiss Southern California	270-9 • 1996 Lance Deal	284-7 • 1986 Yuri Sedykh URS
<b>Javelin</b>	237-4 • 1997 Jason LaBarbera	244-2 • 1997 Erin Bevans Unattached	257-10 • 2004 Leigh Smith Tennessee	268-7 • 1998 Eako Mikkola Arizona	287-8 • 2004 Breaux Greer	323-1 • 1996 Jan Zelezny CZE
<b>Decathlon</b>	7,598 • 1990 Phillipe Williams	8,024 • 2001 Claston Bernard LSU	8,216 • 1998 Mikael Olander LSU	8,726 • 1992 Brian Brophy Tennessee	8,891 • 1992 Dan O'Brien	9,026 • 2001 Roman Sebrle CZE

EVENT	SOUTH CAROLINA	INDOOR FACILITY	SEC CHAMPIONSHIP	NCAA CHAMPIONSHIP	AMERICAN	WORLD
<b>55m</b>	6.72 • 2006 Amberly Nesbitt	6.82 • 2003 Miki Barber South Carolina	6.58 • 1989 Dawn Sowell LSU	6.56 • 1987 Gwen Torrence Georgia	6.56 • 1987 Gwen Torrence	N/A
<b>60m</b>	7.21 • 2006 Amberly Nesbitt Shalonda Solomon	N/A	7.17 • 2004 Muna Lee LSU	7.13 • 2002 Angela Williams Southern California	6.95 • 1998 Gail Devers	6.92 • 1993/1995 Irina Privalova RUS
<b>200m</b>	22.57 • 2006 Shalonda Solomon	N/A	22.43 • 2004 Veronica Campbell Arkansas	22.49 • 2003 Muna Lee LSU	22.18 • 2003 Michelle Collins	21.87 • 1993 Merlene Ottey JAM
<b>400m</b>	50.80 • 2007 Natasha Hastings	59.42 • 2003 Tawana Watkins South Carolina	51.13 • 2004 Hazel-Ann Regis LSU	50.82 • 2004 Sanya Richards Texas	50.64 • 1991 Diane Dixon	49.59 • 1982 Jarmila Kratochvílová CZE
<b>800m</b>	2:06.05 • 2006 Shay Shelton	2:20.00 • 2002 Mikisha Lewis South Carolina	2:00.75 • 2005 Nicole Cook Tennessee	2:01.77 • 1999 Hazel Clark Florida	1:58.71 • 2002 Nicole Teter	1:55.82 • 2002 Jolanda Ceplak SVN
<b>1,000m</b>	2:57.84 • 1993 Liz Figlar	3:12.59 • 1994 Marielle Bertrand South Carolina	2:44.33 • 1987 Alisa Harvey Tennessee	2:41.08 • 1987 Trena Hull UNLV	2:34.19 • 2004 Jen Toomey	2:30.94 • 1999 Maria de Lurdes Mutola MOZ
<b>Mile</b>	4:43.90 • 1996 Tracey Capper	5:28.73 • 2006 Jennifer Hitt Anderson	4:35.06 • 1986 Elizabeth Lynch Alabama	4:30.63 • 1989 Suzy Favor Wisconsin	4:20.5 • 1982 Mary Slaney	4:17.14 • 1990 Doina Melinte ROM
<b>3,000m</b>	9:41.35 • 2005 Jenny Lake	10:41 • 1997 Jessica Blundell Jacksonville	9:15.69 • 1987 Lisa Breiding Kentucky	8:49.18 • 2004 Kim Smith Providence	8:39.14 • 1999 Regina Jacobs	8:27.86 • 2006 Liliya Shobukhova RUS
<b>5,000m</b>	16:54.61 • 1992 Sue McGhie	N/A	15:53.34 • 1990 Valerie McGovern Kentucky	15:14.18 • 2004 Kim Smith Providence	15:07.44 • 2001 Marla Runyan	14:32.93 • 2005 Tirunesh Dibaba ETH
<b>60m Hurdles</b>	8.11 • 2004 Lashinda Demus	N/A	8.05 • 2004 LoLo Jones LSU	7.84 • 2006 Virginia Powell Southern California	7.74 • 2003 Gail Devers	7.69 • 1990 Lyudmila Engquist URS
<b>4x400m</b>	3:28.25 • 2003 Ross, Barber, Washington, Demus	4:12.86 • 2006 South Carolina	3:29.06 • 2005 Morris, Bernard-Thomas, Lawrence, Regis LSU	3:27.66 • 2003 Downer, McIntosh, Robinson, Richards Texas	3:27.59 • 1999 Hennagan, Collins, Feagin-Alexander, Porter	3:23.37 • 2006 Kondratyeva, Khabarova, Pechonkina, Gushchina RUS
<b>4x800m</b>	9:13.20 • 1993 Singletary, Capper, Figlar, Bertrand	N/A	8:38.26 • 1987 Sa. Braasch, So. Braasch, Crowther, Nash Florida	8:24.72 • 1987 Franey, Gallagher, DiMuro, Procaccio Villanova	8:28.41 • 1992 Renk, Sherman Gentes, Wickus	8:18.71 • 1994 Zaitseva, Kuznetsova, Afanasyeva, Podkopayeva, RUS
<b>DMR</b>	11:30.72 • 2003 Ramomene, Stoddart, Watkins, Lake	N/A	11:16.61 • 2004 Novak, Olupona, Sullivan, Hyatt Tennessee	10:58.19 • 2000 Burgess, Henderson, Marr, Nilsson UCLA	10:59.76 • 2002 Donohue, Gainey, Schmidt, Flanagan	N/A
<b>High Jump</b>	5-10 1/2 • 2004 Chelsea Hammond	5-6 • 1995 Julie Symonds South Carolina	6-2 • 2006 Levern Spencer Georgia	6-5 1/2 • 1995 Amy Acuff UCLA	6-7 • 1998 Tisha Waller	6-9 3/4 • 2006 Kajsa Bergqvist SWE
<b>Pole Vault</b>	13-6 1/4 • 2006 Cheryl Terrio	13-2 1/4 • 2005 Joanna Costa Unattached	14-5 1/4 • 2001 Thorey Ellisdottir Georgia	14-10 1/4 • 2002 Amy Linnen Arizona	15-9 1/4 • 2004 Stacy Dragila	16-1 1/4 • 2006 Yelena Isinbaeva RUS
<b>Long Jump</b>	21-8 • 2001 Antoinette Wilks	20-2 1/2 • 1994 Dana Boone Unattached	22-8 • 2002 Elva Goulbourne Auburn	22-4 1/4 • 2003 Elva Goulbourne Auburn	23-4 3/4 • 1994 Jackie Joyner-Kersey	24-2 1/4 • 1988 Heike Drechsler GDR
<b>Triple Jump</b>	42-11 1/2 • 2000 Rodena Barr	32-0 3/4 • 1994 Danielle Slutzky South Carolina	46-0 1/2 • 2000 Keisha Spencer LSU	46-9 • 1997 Suzette Lee LSU	46-8 1/4 • 1995 Sheila Hudson	50-4 3/4 • 2004 Tatyana Lebedeva RUS
<b>Shot Put</b>	56-0 • 1998 Crystal Brownlee	57-5 • 2002 Teri Steer Unattached	58-5 1/4 • 2004 Kimberli Barrett Florida	62-10 • 2004 Laura Gerraughty North Carolina	65-0 3/4 • 1987 Ramona Pagel	73-10 • 1977 Helena Fibingerová CZE
<b>20lb Weight</b>	71-3 3/4 • 1997 Dawn Ellerbe	75-4 • 2002 Dawn Ellerbe New York AC	73-8 • 2002 Candice Scott Florida	79-3 3/4 • 2005 Candice Scott Florida	79-6 • 2005 Erin Gilreath	N/A

EVENT	SOUTH CAROLINA	WEEMS BASKIN TRACK	SEC CHAMPIONSHIP	NCAA CHAMPIONSHIP	AMERICAN	WORLD
100m	11.07 • 2006 Shalonda Solomon	11.28 • 2001 Muna Lee LSU	11.03 • 2006 Kerron Stewart Auburn	10.78 • 1989 Dawn Sowell LSU	10.49 • 1988 Florence Griffith Joyner	10.49 • 1988 Florence Griffith Joyner USA
200m	22.30w • 2006 Shalonda Solomon	22.99 • 2001 Miki Barber South Carolina	22.35 • 1999 Debbie Ferguson Georgia	22.04 • 1989 Dawn Sowell LSU	21.34 • 1988 Florence Griffith Joyner	21.34 • 1988 Florence Griffith Joyner USA
400m	49.84 • 2007 Natasha Hastings	50.63 • 2001 Miki Barber South Carolina	50.62 • 2005 Tiandra Ponteen Florida	50.10 • 2005 Monique Henderson UCLA	48.70 • 2006 Sanya Richards	47.60 • 1985 Marita Koch GDR
800m	2:02.91 • 1998 Charmaine Howell	2:06.47 • 2001 Nona Allen Florida	2:01.00 • 2004 Tiffany McWilliams Mississippi State	1:59.11 • 1990 Suzy Favor Wisconsin	1:56.40 • 1999 Jearl Miles-Clark	1:53.28 • 1983 Jarmila Kratochvlov CZE
1,500m	4:26.36 • 1996 Tracey Capper	4:20.89 • 2001 Tracy Robinson Arkansas	4:09.19 • 2004 Tiffany McWilliams Mississippi State	4:06.75 • 2003 Tiffany McWilliams Mississippi State	3:57.12 • 1983 Mary Slaney	3:50.46 • 1993 Yunxia Qu CHN
5,000m	16:42.83 • 1994 Sue McGhie	16:16.36 • 2001 Amy Yoder-Begley Arkansas	15:59.47 • 1990 Valerie McGovern Kentucky	15:24.06 • 2004 Lauren Fleshman Stanford	14:45.35 • 2000 Regina Jacobs	14:24.53 • 2006 Meseret Defar ETH
10,000m	34:31.41 • 1998 Tanya Povey	35:23.40 • 2001 Amy Yoder-Begley Arkansas	33:43.1 • 1983 Beth Farmer Florida	32:28.57 • 1988 Sylvia Mosquedo Cal State Los Angeles	30:52.32 • 2002 Deena Drossin	29:31.78 • 1993 Junxia Wang CHN
100m Hurdles	12.81 • 2000 Ellakisha Williamson	12.95 • 1998 Melissa Morrison Unattached	12.72 • 1996 Kim Carson LSU	12.48 • 2006 Virginia Powell Southern California	12.33 • 2000 Gail Devers	12.21 • 1988 Yordanka Donkova BUL
400m Hurdles	53.43 • 2004 Lashinda Demus South Carolina	55.60 • 2003 Lashinda Demus South Carolina	54.50 • 2004 Lashinda Demus South Carolina	53.54 • 2004 Shenna Johnson UCLA	52.61 • 1995 Kim Batten	52.34 • 2003 Yuliya Pechonkina RUS
3,000m Steeplechase	12:03.35 • 2002 Kinsey Eschenburg	10:13.89 • 2001 Lilli Kleinmann Arkansas	10:13.89 • 2001 Lilli Kleinmann Arkansas	9:44.95 • 2003 Kassi Andersen BYU	9:29.32 • 2004 Brianna Shook	9:01.59 • 2004 Galina Samitova RUS
4x100m	42.83 • 2003 Ross, Whipple, Joyce, Bailey	43.48 • 2001 Williams, L. Barber, M. Barber, Washington South Carolina	43.06 • 2002 Rockett, Jones, Durst, Lee LSU	42.50 • 1989 Stanley, Sowell, Sheffield, Jones LSU	41.47 • 1997 Gaines, Jones, Miller, Devers	41.37 • 1985 Mslser, Rieger, Auerwald, Gshr GDR
4x400m	3:26.46 • 2002 Washington, Ross, Bass, Demus	3:31.24 • 2001 Griffin, M. Barber, L. Barber, Washington South Carolina	3:27.04 • 2004 Davy, Bernard-Thomas, Hall, Regis LSU	3:25.26 • 2004 Bernard-Thomas, Regis, Hall, Davy LSU	3:15.51 • 1988 Howard, Dixon, Brisco, Griffith Joyner	3:15.17 • 1988 Ledovskaya, Nazarova, Pinigina, Bryzgina USSR
High Jump	5-11 1/2 • 2005 Chelsea Hammond	5-10 1/2 • 2001 Laffiah Long Georgia	6-0 1/2 • 1993/96/98 LSU/Georgia/Auburn	6-5 • 1995 Amy Acuff UCLA	6-7 3/4 • 1988 Louise Ritter	6-10 1/4 • 1987 Stefka Kostadinova BUL
Pole Vault	13-5 3/4 • 2006 Cheryl Terrio	12-10 3/4 • 2001 Megan Westfall Florida	13-11 • 2006 Hiteshew-Jackson/Unger Georgia/Arkansas	14-5 1/2 • 2004 Becky Holliday Oregon	15-10 • 2004 Stacy Dragila	16-5 1/4 • 2005 Yelena Isinbayeva RUS
Long Jump	21-6 3/4 • 2004 Chelsea Hammond	20-7 3/4 • 2001 Myra Combs LSU	22-5 • 2003 Elva Goulbourne Auburn	22-9 1/4 • 1987 Sheila Echols LSU	24-7 • 1994 Jackie Joyner-Kersey	24-8 1/4 • 1988 Galina Chistyakova URS
Triple Jump	44-2 • 2002 Rodena Barr	43-4 1/2 • 2001 Shelly-Ann Gallimore Auburn	45-10 3/4 • 1996 Suzette Lee LSU	46-2 • 2005 Candice Baucham UCLA	47-5 • 2004 Tiomb Hurd	50-10 1/4 • 1995 Inessa Kravets UKR
Shot Put	56-8 1/2 • 1997 Crystal Brownlee	55-7 3/4 • 1997 Crystal Brownlee South Carolina	57-6 1/4 • 2004 Kimberli Barrett Florida	61-2 1/4 • 1998 Tressa Thompson Nebraska	66-2 1/2 • 1988 Ramona Pagel	74-3 • 1987 Natalya Lisovskaya URS
Discus	185-9 • 2006 Precious Akins	191-11 • 2002 Dawn Ellerbe New York AC	194-4 • 1994 Danyel Mitchell LSU	210-10 • 1999 Seilala Su UCLA	216-10 • 1986 Carol Cady	251-11 • 1988 Gabriele Reinsch GDR
Hammer	213-3 • 1998 Lisa Misipeka	220-4 • 2002 Dawn Ellerbe New York AC	235-6 • 2006 Jenny Dahlgren Georgia	228-11 • 2004 Candice Scott Florida	242-4 • 2005 Erin Gilreath	253-11 • 2006 Tatyana Lysenko RUS
Javelin	174-8 • 2000 Candy Mitchell	156-5 • 1999 Beth Obruba Unattached	204-8 • 1987 Laverne Eve LSU	202-10 • 2003 Irina Kharun Indiana	204-10 • 2006 Kim Kreiner	235-3 • 2005 Osleidys Menéndez CUB
Heptathlon	5,664 • 1998 Erin Narzinski	5,704 • 2001 GiGi Miller Arkansas	5,969 • 1991 Sharon Jaklofsky LSU	6,527 • 1995 Diane Guthrie-Gresham George Mason	7,291 • 1988 Jackie Joyner-Kersey	7,291 • 1988 Jackie Joyner-Kersey USA









### - AAA -

Adkisson, James	2001-02
Aiken, Benjamin	2000
Allmond, Tony	2003-04
Alsop, Scott	2001-02-03-04
Anderson, C.J.	1998-99-00-01
Antonio, Brooke	2003-04-05
Arnold, David	1990-91-92

### - BBB -

Baez, Johnny	2006-07
Bahnra, John	1987
Baltzegar, Stacy	1989-90
Barrino, Duan	2002-03
Beck, Travis	2002
Bell, Trey (Hugh)	2003-04-05-06
Bennon, Anthony	1986-87-88
Benton, Jonathan	2005-06
Bignell, Chad	1996-97-98
Bishop, Adam	2000-03-04
Blanton, J.	1995
Bolton, Ray	1989
Bonner, Adrian	1992-93-94-95
Bowden, Al	1984-85-86
Brantley, Wade	1986-87-88-89
Bredfield, Andrew	1988-89
Brady, Stephen (Travis)	1995-96-97-98
Bridges, Corey	1996-97-98
Brooke, Bryenton	1998
Brooks, Robert	1989-90-91
Brown, Raynord	1988
Bryant, Michael	2000
Burnett, Frankie	2002
Butts, Harold	1983-84-85-86
Bynum, Thomas	1984

### - CCC -

Campbell, Earl	2002
Capell, Scott	1990
Carnes, David	1995-96-97-98
Carroll, Leffert	1988-89
Carroll, Matt	1999-00
Charles, Joe	1998-99
Clark, Edward	1992-93-94
Coleman, Anthony	1983-84
Cook, Jason	2005-06-07
Costello, Mike	1984-85-86
Costello, Ken	1984-85-86-87
Cousin, Terry	1996-97
Crenshaw, Clint	1999-00-01-02
Cronin, Thomas	1992-93-94-95
Cruz, Mark	1991-92-93-94
Cryer, Greig	2003-04-05-06
Cunningham, Shawn	2003-04-05-06

### - DDD -

Davis, Darren	1990-91-92
Davis, Nefron	1988
Dempers, Riaan	1997-98-99-00
Devlin, Rob	1986-87
Deza, Luis	1986-87

Dixon, Leroy	2005-06
Drosky, Alan	1983-84
Duckett, Ulysses	1987-88
Durant, Adrian	2003-04-05-06

### - EEE -

Eastrich, Edward	1983
Edeh, Peter	1983-84
Edwards, Thomas	1988-89
Eiland, Deandre'	2001
Elam, Brian	2001
Emase, William	2003-04-05
Eversole, Eric	1984-85-86

### - FFF -

Farabee, Jared	1999-00-01-03
Faulkner, Anthony	2004-05-06-07
Ferguson, Kenneth	2003
Ferguson, Robert	1987-88
Fletcher, Lee	2002
Flood, Derron	2004, 2007
Foltz, Robert	1984
Fort, Tedd	1990
Fortenberry, Jonathan	2002-03-06-07
Foster, Andrew	1986-87-88-89
Foster, Samuel	1989
Fowler, John Tracy	1984-85-86-87
Frye, C.J.	2001

### - GGG -

Gerke, Dale	1985-86-87-89
Goodwin, Chris	1993-94
Gorski, Keith	1991-92-93-94
Grant, Jeffrey	1985-86-87
Grant, Jesse	1998-99
Green, Charlie	1984
Griddine, Rickey	1984
Grosserode, Patrick	1999

### - HHH -

Haag, Jared	1993-94
Hackley, Jimmy	1999-00
Haire, Steve	1986-87-88-89
Hall, Keith (Jerry)	1996-97-98-99
Hancock, Johnathan	2006-07
Harris, Kent	1988-89-90-91-92
Harris, Otis	2001-02-03-04
Harrison, Ryan	1997-98-99
Hart, Arno	1986-87-88-89
Harvey, Alvin	1990
Hedgecock, Michael	1988-89-90
Heikkila, Jussi	2006-07
Henry, Mario	1990
Henson, Arthur	1989-90-91-92
Herbster, Brad	1988-89-90
Heyman, Eric	2006-07
Hilliard, Thomas	2005, 2007
Hilliman, Dorrell	1983
Hinnant, Keith	2005-06-07
Hoffman, Matt	2005-06
Hoffman, Michael	1987-88

Horgan, M.	1995
Howard, Josephus	2000
Howe, Thomas	1986-87
Howell, Mark	1998-99-00-01-02
Hughes, Lee	1995-96-97-99

### - III -

Inman, Jerry	1990
--------------	------

### - JJJ -

Jackamonis, Jason	2003-04
Jackson, Anthony	1994
Jackson, Martin	2002-03
James, Chicaquoa	1998-99-00
James, Jamil	2005-06-07
Johannesmeyer, David	2005-06-07
Johnson, Artis	1983-84
Johnson, F.	1995
Johnson, Jarred	1999-00-01-02
Johnson, Karl	1987
Johnson, Ricky	2003-04
Jones, Joshua	1997-98-99

### - KKK -

Karcanes, Jim	1990
Keegan, Patrick	1987-88-89
Keiber, Brad	2005-06
Kennedy, Michael	2002
Kerns, Ricky	1990
Kerrigan, Martin	1998
Killian, Tim	1984
Kirk, Kevin	1987
Kotik, Kris	1998
Kratofil, Frank	1997-98-99-00
Krawiecki, Sean	1999-00-01-02

### - LLL -

LaBarbara, Jason	1996-97-98
LaMotta, C.J.	1994-95-96-97-98
Lameier, Michael	1997-98-99-00
Lanier, Dean	1987
Larcinese, Don	1986-1987-88
Latney, Keith	1984-85-86-87
Law, James	2001-02-03
Lawrence, Chad	1991-92-93-94
Laymon, Paul	1989-90
Legonard, Chris	1986
Lekote, Otukile	2001-02-03-04
Leone, James	1985-86-87-88
Lesnock, Trayer	2001
Lewis, Thomas	2002-03
Leyh, Sean	2004-05-06-07
Lister, Glenn	1984
Lloyd, Brian	2000
Loper, Nick	2006
Love, Christopher	1988-89-90
Lucas, Jay	2007
Luster, Aaron	2003-04
Lytle, Nick	2005-06-07



### - MMM -

McAtee, G.	1995
McGill, Curt	2006-07
McKenzie, Dan	2004-05-06-07
McMillan, Derek	1994
McNair, Scott	1987-88
McPhail, R.	1995
McCarthy, Nulie	2006
Machemer, David	2002
Machol, Chris	1999-00-01
Madden, John	1985-86-87-88-89
Malott, Britton	1988-89-90
Mance, Steve	2003-04-05-06
Mannon, Kevin	1996-97
Martin, Gerry	1999-00-01-02-03
Martin, Rodney	2004-05
Mattison, Andrew	1983-84
Mays, Shah	1996-97-98-99
Mensah, Frank	1993-1994-95
Miley, Ray	2007
Miller, Eddie	1988-89-90
Minsky, Jacob	2003-04-05
Mitchell, Jim	2003, 2006-07
Moore, Langston	2001
Moore, Quentin	2007
Moreau, Chad	1993-1994-95
Muhammad, Taqiy	2003-04
Murdock, O.J.	2006
Murphy, Michael	1984
Murray, Brett	1992-93-94-95

### - NNN -

Nathasen, David	1983
Nayar, Rajiv	1987-88-89-90
Newman, Graham	1998-99-00
Nichols, Nickey	1990

### - OOO -

O'Toole, Terry	1984
Ohlsson, Mattias	1997-98
Olijar, Stanislav	1999
Owens, Steve	1992-93-94-95

### - PPP -

Page, James III	1993-94
Page, Lavon	1992-93-94
Patterson, Rodney	1986-87-88
Pennington, LaMonte	1998-99-00-01
Phillips, Marcus	1993-94-95
Pierce, Scott	2007
Poehlein, John	1985-86-87-88
Poling, Lance	1994-95
Pressley, Derek	2005-06-07
Pressley, Gerald	1999-00-01-02
Price, James	1997-98-99-00
Pryor, Jason	1997

### - RRR -

Reid, C.	1995
Rhodes, Verlon	1984
Richardson, Jason	2005-06-07
Ricker, Shane	2001
Rimmer, Wayne	1989-90
Roberston, Mike	1998-99
Robinson, Brian	1988-89-90
Robinson, Christopher	1997-98
Robinson, Jerry	2000
Robinson, Marcus	1996-97
Robinson, William	1984-85-86-87
Roschick, E.	1995
Royster, Greg	2002-03-04-05
Ryan, Chalres	2003

### - SSS -

Seto, Craig	1984
Schrick, Eric	1993
Schrieber, Matt	2002-03-04-05
Schroeder, Joe	2005-06-07
Searles, Aaron	2007
Shalayda, Jeffrey	1996-97-98
Sherman, Steve	1983-84
Singletary, Shamus	2000-01-02-03
Slack, Evan	2004-05-06
Smith, Carl	1989
Smith, Wade	1984
Smith, Wayne	1984
Snyder, Bradley	1996-97-98-00
Sorin, Alert	1996-97-98-99
Staub, Dustin	1996-97-98
Staub, Matt	2000-01

Steddum, Chris	2000-01-02-03
Stoddart, Nigel	1986-88-89-90
Stoikos, John	1994-95-96
Stone, James	2002
Stoudemire, Eddie	2007
Sutton, Donald	1986-87-88-89
Swain, Ivan	1986
Swartz, Chris	1994-95

### - TTT -

Taylor, Corey	2000-01-02-03
Taylor, Mark	1984-85-86-87
Taylor, Ollie	1984-85-86-87
Thomas, Dustin	2001
Tiernan, Scott	2003
Toole, David	1990
Totton, Andre	2001-02
Towle, Ted	1994-95
Townley, D.	1995-96
Townsend, Fredrick	2001-02-03-04
Trammell, Terrence	1998-99-00
Trout, Tyler	2004-05-06-07
Tvarkunas, Patrick	1997-98-99-00

### - VVV -

Valentine, George	1985-86
Vanderbrink, Chris	2000
Vicellio, Anthony	2002

### - WWW -

Watts, Marvin	1995-96-97-98
Wiechern, Paul	1986-87-88-89-90
Williams, Daniel	2005-06-07
Williams, Jamaal	1996-97-98-99
Williams, Phillipe	1988-89-90
Willis, Ron	1991-92-93-94
Wilson, Trace	2002
Wimer, Greg	1983-84
Winston, Terry	1993-94
Wolferd, Marlin	1990
Wood, Anthony	1986-87-88-89

### - YYY -

Yarab, Ronald	1983-84
Yocum, Ben	2001-02-03

### - ZZZ -

Zaycek, David	2005-06-07
---------------	------------

*Note: This list was originally compiled in December 2006 and includes athletes who competed in spring 1983 to the present. The media relations office is continuing to research individuals who lettered in track and field prior to 1983. Any person with additional information is encouraged to contact the media relations office at (803) 777-5204.*



Riaan Dampers earned an All-America certificate during the outdoor season in 1998 as a member of South Carolina's 4x100-meter relay team. He was a four-year letterwinner from 1997 to 2000.

### - AAA -

Abdul-Malik, Rashida	2002-03-04
Adams, Danielle	1990-91-92-93
Akins, Precious	2004-05-06-07
Alexander, Ronnetta	2004-05-06-07

### - BBB -

Bailey, Aleen	2002-03
Barber, Lisa	1999-00-01-02
Barber, Miki	1999-00-01-02-03
Barr, Rodena	1997-98-99-00
Barry, Mary Claire	1995-96-97
Bass, Tacita	1999-00-01-02
Behrns, Nicole	2001-02
Bertrand, Marielle	1990-92-93
Bozenski, Monica	2003-04-05-06
Breves, Nicole	2004-05-06
Bristol, Kelsey	2007
Britz, Jennifer	1996-97-98
Brown, Kristina	1997-98-99-00
Brown, Nikeshia	2005-06-07
Brownlee, Crystal	1994-95-96-97-98
Brunger, Alicia	1995
Bryenton, Brooke	1998
Butler, Karlee	2000-01-02

### - CCC -

Campbell, Nikki	2002
Cantey, Krystal	2007
Capper, Tracy	1993-94-95-96
Carpenter, Khalilah	2002-03-04-05
Chain, Rebecca	2005-06-07
Christianson, Abbie	2005
Chumra, Marcia	1994-95-96
Clarke, Kettiany	2006-07
Clemmons-James, Camille	2005
Coons, Leslie	1994-95
Cross, Brandi	2007
Cruse, Ashley	2004-05-06
Curtis, Kayla	2006

### - DDD -

Dailey, Criston	2002
Daniels, Keshawn	1995-96
Davis, Kim	1993
Davis, Maggie	2005
Davis, Sarah	1999-00-01
Demus, Lashinda	2002-03-04
DePiere, Wilma	1989-90-91
Desin, Katherine	2003-04

### - EEE -

Ellerbe, Dawn	1993-94-95-96-97
England, Katie	1999-00-01
Eschenburg, Kinsey	2001-02
Evans, Johanna	1999

### - FFF -

Farabee, Rachel	2003
Ferguson, Lisa	1993
Fife, Alexis	1989-90-91
Figlar, Liz	1993-94-95-96
Fitzgerald, Eileen	1993
Fortman, Dee Dee	1996-97
Fournier, Michelle	1998-99
Foster, Char	1999
Franklin, Danielle	2006

### - GGG -

Gale, Casey	2007
Gambrell, Erica	1996
Garcia-Quintana, Marisa	2004-05-06
Giles, Faraign	2005-06-07
Gist, Jacqueline	1991
Gordon, Karen	1994
Graham, Caitlin	2006
Grant, Aisha	2000-01-02
Greaves, Sonya	1998
Green, Jacobia	1996-97-98-99
Grey, LaRae	1996-97
Griffin, Sheneka	2000-01
Groover, Keri	2002-03-04-05
Groves, Mamee	2000-01-02-03
Gurganus, Sallie	2007

### - HHH -

Hadley, Nina	1991
Hadwin, Sara	1999-00-01
Hallmon, Andrea	1998-99-00-01
Hammond, Chelsea	2002-03-04-05
Harrill, Lauren	2006
Hastings, Natasha	2005-06-07
Higgins, Suzanne	1994-95-96-97
Howell, Charmaine	1997-98
Howze, Dishari'ck	2005-06-07
Hughes, Tasha	1994

### - III -

Irvin, Sally	2003-04
--------------	---------

### - JJJ -

James, Brittney	2006-07
Jaynes, Lauren	2005-06
Johnson, Lorraine	1993
Joyce, Alexis	2002-03-04-05

### - KKK -

Kaczmarek, Chelsea	2004-05-06
Keeter, Elizabeth	2001-02-03
Kelley, Claire	1996
Kendrick, Nicole	2003-04
Keppeler, Lynette	1998-99-00-01
King, Monica	2004-05-06
Kouvolos, Leslie	2001
Kroger, Kristen	1993

### - LLL -

Lake, Jenny	2002-03-04-05
Lewis, Bailey	2006
Lewis, Mechelle	1999-00-01-02
Lewis, Mikisha	1999-00-01-02

### - MMM -

Madison, Jacqueline	1998-99-00-01
Martin, Chiquita	2004-05-06-07
McGhie, Sue	1990-91-93-94
McGroerty, Caitlin	2005-06
McKinney, Lisa	2007
McPhetridge, Emily	2006
Misipeka, Lisa	1994-95-96-97-98
Mitchell, Candy	1996-97-99-00
Monti, Lisa	1994-95-96
Moore, Kerry	1996
Mudd, Christine	2004-05-06-07

### - NNN -

Narzinski, Erin	1996-97-98-99
Nesbitt, Amberly	2005-06
Nisbet, Heather	2002
Nixon, Kylene	1998-99-00
Noisette, Tijuanna	1996
Norman, CaAdrian	2006-07

### - OOO -

Odum, India	2001-02-03-04
Orr, Katie	2000-01
Ostein, Casey	2006

### - PPP -

Padula, Karen	1997-98-99-00
Paige, Lauren	2003
Pease, Emily	2005-06-07
Peebles, Joyce	1997-98-99-00
Petrov, Anna	2006-07
Povey, Tanya	1998
Powell, Shontel	2000-01
Purdy, Alicia	1995
Purser, Dana	1989-90-91

### - RRR -

Rabun, Callie	2005-06-07
Rackow, Tristan	2004-05
Ramomene, Boikhutso	2003-04
Reale, Julie	2004-06
Regensburg, Laura	2006
Reynolds, DeKasha	1993
Robers, Megan	2006
Robinson, Alana	1999-00-01
Robinson, Sharita	1998-99
Roe, Kathryn	1995-96
Ross-Williams, Tiffany	2002-03-04-05
Ruppert, Caroline	2003-04

### - SSS -

St. Peter, Jill	1989-90-91-92
Sanderson, Donna	1993
Savege, Jill	1994
Sawers, Jessica	2004
Scott, Erica	1997-98
Shayer, Alyse	2006
Shelton, Shay	2003-04-05-06
Sherwood, Gwen	1989-90-91
Shobe, Vica	2006
Singletary, Sara	1993-94
Skladana, Ivana	1997-98
Slutzky, Danielle	1993-94
Smith, Deanna	1994-95-96-97
Smith, Jessica	2005-06
Smith, Katrina	1995
Smith, Rachel	1999-00-01-02
Smith, Stephanie	2004-05-06-07
Solomon, Shalonda	2005-06-07
Sox, Abby	2000-01-02
Stoddart, Shevon	2002-03-04-05
Studebaker, Becky	1998-99
Symonds, Julie	1993-94

### - TTT -

Tarabee, Rachel	2002-03-04
Terrio, Cheryl	2003-04-05-06
Thomas, Takoya	2000-01
Thouvenot, Loren	1996-97-98-99-00

Todd, Liza	2006-07
Townsend, Reanna	2004-05-06-07
Tvarkunas, Lori	2000-01-02-03

### - UUU -

Utsey, Mary Claire	2002-03-04
--------------------	------------

### - VVV -


Vieira, Salina	1997
Vignos, Jackie	2005-06

### - WWW -

Walker, Keli Jo	2002-03-04
Walters, Beth	1991-92
Warren, Beneatha	1995
Washington, Carmen	1999
Washington, Demetria	1999-00-01-02-03
Washington, Qualenda	2002
Watkins, Tawana	2003-04-05-06-07
Whipple, Erica	2002-03-04-05
Whitmire, Kemesha	2003-04-05-06
Wigal, Karen	2004-05-06
Wike, Amy	2005-06
Wilks, Antoinette	2000-01-02-03
Williams, Allison	2000-01
Williams, Kanisa	1998-99-00-01
Williams, Rhody	1994-96-97
Williams, Tonique	1997-98
Williamson, Ellakisha	1999-00
Wilson, Lauren	1999-00
Woods, Becky	2006
Wright, Mary	2001-02-03-04
Wyont, Shannon	1989-90-91

### - YYY -

Young, Trier	2006-07
--------------	---------



Demetria Washington received 21 All-America certificates, won one individual NCAA title and was a member of five NCAA champion relay teams.