


# HISTORY









BASKETBALL

Table with 3 columns: Year, Opponent, Result. Includes entries for F.17 N.C. State\*, F.20 at Presbyterian, F.22 at Wofford, F.24 Furman, F.26 at College of Charleston, F.29 V.M.I.\*

1936-37 (13-7 OVERALL; 8-4 SOCON)

Table with 3 columns: Year, Opponent, Result. Includes entries for D.14 at Erskine, D.15 Presbyterian, D.17 Duke\*, J.7 at Duke\*, J.8 at N.C. State\*, J.12 Furman\*, J.14 Erskine, J.16 at Virginia, J.18 at V.M.I.\*, J.20 at Davidson\*, F.5 Clemson\* (OT), F.8 N.C. State\*, F.15 at Presbyterian, F.16 Mexico City YMCA, F.17 at Furman, F.18 Davidson\*, F.23 at Clemson\*, F.27 at The Citadel\*, M.1 The Citadel\*, M.4 Washington & Lee@, @ — Southern Conference Tournament (Raleigh, N.C.)

1937-38 (3-21 OVERALL; 1-13 SOCON)

Table with 3 columns: Year, Opponent, Result. Includes entries for D.11 College of Charleston, D.14 Roanoke, D.15 Duke\*, D.18 Tennessee, J.4 at Georgia, J.8 at The Citadel\*, J.11 at Davidson\*, J.12 at Duke\*, J.14 N.C. State\*, J.29 Presbyterian, J.31 Georgia, F.2 Marshall, F.3 Furman\*, F.5 at N.C. State\*, F.7 at Wake Forest\*, F.9 at Georgia Tech, F.11 Clemson\*, F.14 at Presbyterian, F.15 The Citadel\*, F.17 Wake Forest\*, F.19 at Clemson\*, F.21 at Furman\*, F.24 Davidson\*, F.26 Georgia Tech

1938-39 (5-18 OVERALL; 3-8 SOCON)

Table with 3 columns: Year, Opponent, Result. Includes entries for J.3 at Georgia, J.5 Wake Forest\*, J.7 Newberry, J.9 at Tennessee, J.10 at Davidson\*, J.12 Erskine, J.13 at The Citadel\*, J.16 Presbyterian, J.17 Furman\*, J.31 Georgia

Table with 3 columns: Year, Opponent, Result. Includes entries for F.2 Georgia Tech, F.3 at Newberry, F.4 at Wake Forest\*, F.7 at Presbyterian, F.10 Clemson\*, F.11 at Furman\*, F.14 The Citadel\*, F.16 at Erskine\*, F.17 at Wofford, F.18 at Clemson\*, F.22 at Georgia Tech, F.23 Davidson\*, F.27 Wofford

1939-40 (5-13 OVERALL; 3-10 SOCON)

Table with 3 columns: Year, Opponent, Result. Includes entries for J.3 Furman\*, J.5 at Georgia, J.6 Georgia Tech, J.9 Wake Forest\*, J.12 N.C. State\*, F.13 at The Citadel\*, J.16 Georgia, J.17 Presbyterian, J.27 at Presbyterian, J.29 Maryland\*, F.2 The Citadel\*, F.9 Clemson\*, F.13 at Furman\*, F.17 at Clemson\*, F.19 Davidson\*, F.21 at Davidson\*, F.22 at N.C. State\*, F.23 at Wake Forest\*

COACH FRANK JOHNSON 174-175 (14 1/2 YEARS)

1940-41 (15-9 OVERALL; 8-3 SOCON)

Table with 3 columns: Year, Opponent, Result. Includes entries for D.16 at Erskine, D.18 Erskine, D.30 Georgia Tech+, D.31 Georgia Tech, J.6 at Georgia, J.7 at Georgia Tech, J.10 Furman\*, J.13 George Washington, J.14 Davidson\*, J.16 at Presbyterian, J.17 The Citadel\*, J.30 at Furman\*, F.3 at The Citadel\*, F.4 Georgia, F.7 Clemson\*, F.10 Presbyterian, F.15 at Clemson\*, F.17 Wake Forest\*, F.20 at Davidson\*, F.21 at Wake Forest\*, F.22 N.C. State\*, F.27 Richmond@, F.28 V.M.I. @, M.1 Duke@, + — at Augusta, Ga., @ — Southern Conference Tournament (Raleigh, N.C.)

1941-42 (12-9 OVERALL; 8-4 SOCON)

Table with 3 columns: Year, Opponent, Result. Includes entries for D.19 at Xavier (Ohio), D.20 at Michigan St., D.22 at Kentucky, J.5 at Georgia, J.7 Wofford, J.9 at Furman\*, J.10 Georgia Tech, J.14 Davidson\*, J.17 North Carolina\*, J.30 Furman\*, F.1 The Citadel\*, F.6 Clemson\*, F.9 Presbyterian (OT), F.12 Wake Forest\*, F.14 at Clemson\*, F.17 Newberry, F.21 at The Citadel\* (OT), F.26 at Davidson\*, F.27 at Wake Forest\*, F.28 at N.C. State\*, M.5 at N.C. State@, @ — Southern Conference Tournament (Raleigh, N.C.)

COACH REX ENRIGHT 11-6 (1 YEAR)

1942-43 (13-6 OVERALL; 6-3 SOCON)

Table with 3 columns: Year, Opponent, Result. Includes entries for D.14 Erskine, J.5 Presbyterian, J.9 at Georgia Tech, J.11 Wake Forest\*, J.12 Georgia, J.16 at Davidson\*, F.2 The Citadel\*, F.4 Davidson\*, F.5 Clemson\*, F.9 Col. of Charleston, F.9 Columbia Air Base, F.13 at Clemson\*, F.15 at Presbyterian, F.16 Newberry, F.19 Wake Forest\*+, F.20 at North Carolina\*, F.26 at Col. of Charleston, F.27 at The Citadel\*, M.4 The Citadel@, + — at Raleigh, N.C., @ — Southern Conference Tournament (Raleigh, N.C.)

COACH LT. HENRY FINDLEY 13-2 (1 YEAR)

1943-44 (13-2 OVERALL)

Table with 3 columns: Year, Opponent, Result. Includes entries for J.11 Camp Butler, J.12 Fort Jackson, J.14 at College of Charleston, J.15 Charleston Coast Guard, J.20 Columbia Air Base, J.25 at Columbia Air Base, J.26 Newberry, J.28 Daniel Field, J.29 at Georgia, F.1 Georgia, F.4 at Duke, F.5 at Newberry, F.8 Fort Jackson

Table with 3 columns: Year, Opponent, Result. Includes entries for F.12 at Clemson, F.19 Clemson

COACH JOHNNIE MCMILLAN 19-3 (1 YEAR)

1944-45 (19-3 OVERALL; 9-0 SOCON)

Table with 3 columns: Year, Opponent, Result. Includes entries for D.16 North Carolina\*, D.19 812th Tankers, D.20 300th Infantry, J.5 at Davidson\*, J.6 at North Carolina\*, J.12 Fort Jackson, J.13 at Newberry, J.15 Georgia, J.19 at Clemson\*, J.20 at Wofford, J.25 Newberry, J.27 at The Citadel\*, J.31 300th Infantry, F.2 at Furman\*, F.3 Columbia Air Base, F.7 Furman\*, F.8 Clemson\*, F.9 Fort Jackson, F.10 Wofford, F.17 The Citadel\*, F.22 Clemson@, F.23 North Carolina@, @ — Southern Conference Tournament (Raleigh, N.C.)

COACH DICK ANDERSON 4-8 (1/2 YEAR)

1945-46 (9-11 OVERALL; 4-7 SOCON)

COACH ANDERSON (4-8)

Table with 3 columns: Year, Opponent, Result. Includes entries for D.21 at North Carolina\*, J.3 Duke\*, J.4 at Clemson\*, J.5 Newberry, J.9 Cherry Point, J.12 Fort Jackson, J.15 at Newberry, J.18 Georgia, J.19 North Carolina\*, J.22 The Citadel\*, J.23 at Duke\*, J.29 at Furman\*

COACH JOHNSON (5-3)

Table with 3 columns: Year, Opponent, Result. Includes entries for F.2 at Georgia Tech, F.3 Fort Benning, F.5 Furman\*, F.8 Clemson\*, F.9 at Georgia, F.15 at The Citadel\*, F.16 Georgia Tech, F.19 Wake Forest\*

HISTORY





BASKETBALL

1955-56 (9-14 OVERALL;

3-11 ACC)

Table listing basketball games from 1955-56 season with columns for game number, opponent, and score.

+ — at Charlotte, N.C.
@ — Gator Bowl Classic (Jacksonville, Fla.)
# — ACC Tournament (Raleigh, N.C.)

1956-57 (17-12

OVERALL; 5-9 ACC)

Table listing basketball games from 1956-57 season with columns for game number, opponent, and score.

+ — at Charlotte, N.C.
# — Gator Bowl Classic (Jacksonville, Fla.)
% — ACC Tournament (Raleigh, N.C.)

1957-58 (5-19 OVERALL;

3-11 ACC)

Table listing basketball games from 1957-58 season with columns for game number, opponent, and score.

Table listing basketball games from 1955-56 season (continued) with columns for game number, opponent, and score.

COACH WALT HAMBRICK

4-20 (1 YEAR)

1958-59 (4-20 OVERALL; 2-12 ACC)

Table listing basketball games from 1958-59 season with columns for game number, opponent, and score.

COACH BOB STEVENS

35-45 (3 YEARS)

1959-60 (10-16 OVERALL; 6-8 ACC)

Table listing basketball games from 1959-60 season with columns for game number, opponent, and score.

Table listing basketball games from 1960-61 season with columns for game number, opponent, and score.

1960-61 (9-17 OVERALL;

2-12 ACC)

Table listing basketball games from 1960-61 season (continued) with columns for game number, opponent, and score.

1961-62 (15-12

OVERALL; 7-7 ACC)

Table listing basketball games from 1961-62 season with columns for game number, opponent, and score.

Table listing basketball games from 1960-61 season (continued) with columns for game number, opponent, and score.

COACH CHUCK NOE

16-21 (1 1/2 YEARS)

1962-63 (9-15 OVERALL; 4-10 ACC)

Table listing basketball games from 1962-63 season with columns for game number, opponent, and score.

COACH DWANE MORRISON

4-8 (1/2 YEAR)

1963-64 (10-14

OVERALL; 7-7 ACC)

COACH NOE (6-6)

Table listing basketball games from 1963-64 season with columns for game number, opponent, and score.

HISTORY





**BASKETBALL**

**1972-73 (22-7 OVERALL)**

D. 2 at Tennessee 45-55 L
D. 4 Nevada-Las Vegas 76-49 W
D. 9 Michigan State 83-64 W
D.11 Georgia Southern 92-77 W
D.15 Providence@ 64-79 L
D.16 Utah@ 77-73 W
D.22 Indiana 88-85 W
D.26 Villanova% 80-64 W
D.28 Manhattan% 79-69 W
D.30 St. John's (N.Y.)% 79-86 L
J. 3 Lafayette 81-48 W
J. 6 Fairfield 69-58 W
J. 8 at Virginia Tech 68-81 L
J.13 Davidson 90-79 W
J.20 at Marquette 54-71 L
J.22 DePaul 84-66 W
J.27 Illinois+ 86-76 W
J.31 Marshall 88-71 W
F. 5 at Toledo 77-74 W
F.10 at St. Bonaventure 75-74 W
F.12 at Niagara 84-74 W
F.17 Villanova 77-53 W
F.19 Stetson 81-52 W
F.28 Fordham 77-72 W
M. 3 at Notre Dame 69-73 L
M. 7 Duquesne 90-79 W
M.10 Texas Tech 78-70 W
M.15 Memphis State\$ 76-90 L
M.17 SW Louisiana\$ 90-85 W
@ — Utah Classic (Salt Lake City, Utah)
% — Holiday Festival Tournament (New York City, N.Y.)

**1973-74 (22-5 OVERALL)**

D. 1 Toledo 74-54 W
D. 5 Georgia Southern 91-78 W
D. 8 at Michigan State 74-63 W
D.12 DePaul 104-55 W
D.22 at Indiana 71-84 L
D.27 Alabama@ 75-77 L
D.28 Eastern Kentucky@ 73-58 W
J. 2 Texas Tech 81-65 W
J. 5 Marquette 60-58 W
J. 9 Lafayette 84-63 W
J.12 Manhattan 75-61 W
J.16 Davidson+ 59-70 L
J.19 Pennsylvania 67-57 W
J.24 Fordham% 79-63 W
J.26 Seton Hall% 75-74 W
J.30 Niagara 85-60 W
F. 4 Canisius 76-58 W
F. 6 at Villanova 63-47 W
F. 9 Dayton 81-68 W
F.13 at Georgia Tech 82-73 W
F.16 Notre Dame 68-72 L
F.20 Virginia Tech 82-71 W
F.24 at Duquesne 67-57 W
F.27 Pittsburgh 67-50 W
M. 2 Houston 104-86 W
M. 5 at Creighton 78-69 W
M. 9 Furman\$ 67-75 L
@ — Citizen's Fidelity Bank Tournament (Louisville, Ky.)
% — at New York City, N.Y.
\$ — NCAA East Regional First Round (Philadelphia, Pa.)
+ — at Charlotte, N.C.

**1974-75 (19-9 OVERALL)**

D. 2 Bucknell 88-74 W
D. 7 at Oklahoma 84-90 L
D.11 St. Joseph's (Pa.) 89-54 W
D.20 Princeton@ 65-48 W
D.21 Louisiana State@ 77-64 W
D.26 Assumption% 113-81 W
D.27 St. John's (N.Y.)% (OT) 77-78 L
D.30 Drake% 71-92 L
J. 4 Manhattan 82-63 W
J. 6 Fordham 94-67 W
J. 8 at Virginia Tech 81-77 W
J.14 at Marquette 60-69 L
J.18 Davidson 85-68 W
J.20 at Niagara 99-79 W
J.25 Marshall 93-75 W
J.28 St. Louis 76-60 W
F. 1 at Houston 84-90 L
F. 5 Pittsburgh 64-62 W
F. 8 at Notre Dame (OT) 65-66 L
F.12 Georgia Southern 98-72 W
F.15 at Dayton 93-73 W
F.17 at Toledo 72-78 L
F.22 Marquette 65-68 L
F.26 Canisius 80-75 W
M. 1 Georgia Tech 58-47 W
M. 3 Villanova 93-70 W
M.16 Connecticut\$ 71-61 W
M.20 Princeton\$ 67-86 L
@ — Carolina Classic (Columbia, S.C.)
% — ECAC Ocean State Classic (Providence, R.I.)
\$ — NIT (New York City, N.Y.)

**1975-76 (18-9 OVERALL)**

D. 1 Hofstra 59-57 W
D. 3 Toledo 84-64 W
D. 6 Oklahoma 80-59 W
D.10 at Michigan 82-91 L
D.22 Yale@ 100-66 W
D.23 Oklahoma State@ 70-61 W
D.26 Villanova% 95-86 W
D.27 St. John's (N.Y.)% 59-71 L
D.29 Manhattan% 73-87 L
J. 3 at Marquette 70-82 L
J. 6 at Nebraska 68-69 L
J.14 The Citadel 90-74 W
J.17 at South Florida 83-85 L
J.19 at St. Louis 66-62 W
J.24 Davidson+ 84-70 W
J.28 Kent State 75-61 W
J.31 at Furman 90-82 W
F. 4 at Villanova 99-84 W
F. 7 Temple 65-58 W
F.12 Fordham\$ 75-65 W
F.14 at Pittsburgh 79-72 W
F.18 Furman 77-83 L
F.21 Notre Dame 83-90 L
F.23 at Georgia Tech 63-55 W
F.25 St. Bonaventure 77-67 W
F.28 Georgia Southern 110-84 W
M. 7 Marquette 66-72 L
@ — Carolina Classic (Columbia, S.C.)
% — ECAC Holiday Festival Tournament (New York City, N.Y.)
+ — at Charlotte, N.C.
\$ — at New York City, N.Y.

**1976-77 (14-12 OVERALL)**

N.29 Cal Poly-Pomona 86-64 W
D. 1 at Alabama 66-90 L
D. 4 at Texas Tech 75-83 L
D.13 Kentucky 67-98 L
D.18 Furman 77-71 W
D.22 Harvard@ 71-63 W

D.23 Alabama@ 62-67 L
D.29 Cincinnati% 62-79 L
D.30 Georgia% (OT) 74-73 W
J. 2 Michigan 86-90 L
J. 3 Nebraska 54-49 W
J. 8 at Marquette 54-65 L
J.12 Manhattan 67-70 L
J.19 at Toledo 58-67 L
J.22 Davidson 69-53 W
J.29 at St. Joseph's (Pa.) 78-59 W
J.31 Rhode Island 64-54 W
F. 2 Richmond 95-63 W
F. 5 at Temple 49-48 W
F. 9 The Citadel 85-66 W
F.12 at Notre Dame 66-68 L
F.16 Duquesne 65-61 W
F.19 Georgia Tech 45-47 L
F.21 at Furman 80-88 L
F.23 South Florida 86-63 W
F.26 Fordham 77-70 W
@ — Carolina Classic (Columbia, S.C.)
% — Sugar Bowl Classic (New Orleans, La.)

**1977-78 (16-12 OVERALL)**

N.26 Minnesota 62-55 W
N.30 Alabama 67-92 L
D. 3 Illinois 68-84 L
D. 7 Baptist 107-75 W
D.10 Clemson 72-66 W
D.12 at Kentucky 65-84 L
D.16 Portland@ 68-69 L
D.17 San Jose State@ 76-55 W
D.22 Southern California% (OT) 65-58 W
D.23 Oklahoma% 48-65 L
J. 2 Tennessee Tech 68-51 W
J. 4 East Carolina 90-72 W
J. 7 at Clemson 58-79 L
J.11 Fairfield 75-69 W
J.14 at Georgetown 43-47 L
J.18 Georgia Southern 79-72 W
J.21 Davidson+ 73-84 L
J.25 Stetson 59-81 L
J.28 Virginia Tech 71-70 W
J.30 Duquesne 61-63 L
F. 1 Rhode Island\$ 61-59 W
F. 5 Marquett (2OT) 66-69 L
F.11 Furman 74-61 W
F.18 Notre Dame 65-60 W
F.20 at Furman 76-70 W
F.22 William & Mary 67-54 W
F.25 at Richmond 93-48 W
M.10 at N.C. State& 70-82 L
@ — Cable Car Classic (Santa Clara, Cal.)
% — Carolina Classic (Columbia, S.C.)
+ — at Charlotte, N.C.
\$ — Providence, R.I.
& — National Invitation Tournament

**1978-79 (15-12 OVERALL)**

N.27 Hofstra 93-74 W
D. 1 Biscayne@ 77-54 W
D. 2 Fredonia State@ 79-52 W
D. 4 Harvard 85-71 W
D. 6 Clemson 54-70 L
D. 8 at Illinois 57-64 L
D.20 Delaware% 72-84 L
D.21 St. Louis% (2OT) 80-79 W
D.23 at Minnesota 57-53 W
J.10 at East Carolina 55-56 L
J.13 Wheeling 79-67 W
J.15 East Tennessee State 68-72 L
J.20 at Notre Dame 73-82 L

J.22 Florida Southern 93-78 W
J.24 Georgia Southern 87-81 W
J.27 at William & Mary 62-54 W
J.31 Maine 96-66 W
F. 3 at Clemson 64-74 L
F. 7 Syracuse+ 64-71 L
F.12 Baptist 100-67 W
F.14 Furman 66-61 W
F.17 Davidson 102-88 W
F.19 Western Carolina 87-75 W
F.21 Jacksonville 68-79 L
F.23 at Stetson (2OT) 82-86 L
F.25 Kentucky 74-79 L
F.27 at Marquette 64-83 L
@ — The Citadel Doubleheader (Charleston, S.C.)
% — Times & World Christmas Classic (Roanoke, Va.)
+ — at New York City, N.Y.

**1979-80 (16-11 OVERALL)**

D. 1 Biscayne 107-90 W
D. 3 South Carolina State 79-78 W
D. 5 at Clemson 73-93 L
D. 8 Columbia 70-60 W
D.10 at Kentucky 81-126 L
D.20 Auburn-Montgomery 65-64 W
D.22 Wofford 78-56 W
D.28 Cincinnati@ 62-69 L
D.29 Vermont@ 66-65 W
J. 3 Georgia Southern 90-74 W
J. 5 Maine+ 65-67 L
J. 9 William & Mary 74-67 W
J.17 Marshall 106-66 W
J.19 East Tennessee State 69-58 W
J.21 Dartmouth 88-49 W
J.23 at Florida Southern 62-70 L
J.26 Marquette 65-80 L
J.30 at Hofstra 89-62 W
F. 2 Clemson 60-61 L
F. 4 Rhode Island 84-75 W
F. 7 East Carolina 84-86 L
F. 9 Davidson= (OT) 78-77 W
F.14 Southern Mississippi 63-84 L
F.16 Notre Dame 66-90 W
F.18 Boston University 83-76 W
F.20 at Furman 53-81 L
F.23 Western Kentucky (2OT) 73-65 W
@ — Iron Duke Classic (Durham, N.C.)
+ — at Portland, Maine
= — at Charlotte, N.C.

**COACH BILL FOSTER 92-79 (6 YEARS)**

**1980-81 (17-10 OVERALL)**

N.17 St. Francis (Canada)\* 108-68 W
N.28 at Western Kentucky% 69-73 L
N.29 Iona% 69-79 L
D. 1 at Marshall 85-116 L
D. 3 N.C.-Asheville 85-57 W
D. 6 Clemson 69-82 L
D.10 Biscayne 80-60 W
D.19 The Citadel@ (3OT) 83-81 W
D.20 Furman@ 62-53 W
D.23 Texas 74-70 W
D.30 Florida State# 80-78 W
J. 3 at East Tennessee State 72-68 W
J. 5 Cleveland State 76-82 L
J.10 Rhode Island+ 84-94 L
J.15 Manhattan 90-62 W

HISTORY











**2009-10 (15-16 OVERALL:****6-10 SEC EAST)**

N. 13	Alabama A&M	88-50	W
N. 16	Georgia Southern	90-66	W
N. 19	vs. La Salle^	78-68	W
N. 20	vs. USF^	69-66	W
N. 22	vs. Miami^	85-70	L
N. 27	Jacksonville	97-93	W
D. 2	Western Kentucky	74-56	W
D. 6	at Clemson	72-61	L
D. 16	Richmond	76-58	W
D. 19	at Wofford	68-61	L
D. 21	Furman	81-57	W
D. 30	at Boston College	85-76	L
J. 2	Baylor	85-74	L
J. 5	Longwood	88-58	W
J. 9	at Auburn*	80-71	W
J. 13	LSU*	67-58	W
J. 16	Vanderbilt*	89-79	L
J. 20	at Ole Miss*	66-57	L
J. 23	at Florida*	58-56	L
J. 26	Kentucky*	68-62	W
J. 30	Georgia*	78-77	W
F. 6	at Tennessee*	79-53	L
F. 10	Florida*	77-71	W
F. 13	at Georgia*	66-61	L
F. 17	at Arkansas*	92-79	L
F. 20	Tennessee*	63-55	L
F. 25	at Kentucky*	82-61	L
F. 27	Mississippi State*	76-63	L
M. 3	Alabama*	79-70	L
M. 6	at Vanderbilt*	77-73	W
M. 11	vs. Alabama@	68-63	L


^ - Charleston Classic (Charleston, S.C.)

\* - Southeastern Conference game


@ - SEC Tournament (Atlanta, Ga.)




## BASKETBALL




Zam Fredrick



Tom Riker



Grady Wallace



Brandis Raley-Ross



Tony Kitchings

## ALL-TIME GAMECOCK HONORS

### ALL-AMERICANS

- 2010: Devan Downey, AP (Honorable Mention)
- 2009: Devan Downey, AP (Honorable Mention)
- 1998: BJ McKie, Basketball Weekly (third team)
- 1997: Larry Davis, Basketball Weekly (third team)
- 1981: Zam Fredrick, Citizens Savings Athletic Foundation
- 1975: Alex English, Independent All-America; Citizens Savings Athletic Foundation
- 1974: Brian Winters, Citizens Savings Athletic Foundation
- 1973: Kevin Joyce, United Savings Helms Athletic Foundation; NABC (second team); AP (second team); UPI (second team)
- 1972: Tom Riker, National Association of Basketball Writers; AP; United Savings Helms Athletic Foundation; UPI (second team); The Sporting News (second team)
- 1971: John Roche, U.S. Basketball Writers; UPI; The Sporting News; Basketball Weekly; United Savings Helms Athletic Foundation; NBA Coaches; NABC (second team); AP (second team)
- 1970: John Roche, Look Magazine; Helms Athletic Foundation; AP (second team); NABC (second team)
- 1969: John Roche, Basketball News; Helms Athletic Foundation
- 1968: Skip Haricka, Chuck Taylor's Converse Yearbook
- 1957: Grady Wallace, United Press; International News Service; Helms Athletic Foundation; Chuck Taylor's Converse Yearbook; AP (second team)
- 1951: Jim Slaughter, Helms Athletic Foundation
- 1934: Freddie Tompkins, Chuck Taylor's Converse Yearbook

### FRANCES POMEROY SMITH AWARD

- Nation's Top Player 6' 0 and under
- 2007: Tre' Kelley, Coaches

### NIT MVP

- 2006: Renaldo Balkman
- 2005: Carlos Powell

### NIT ALL-TOURNAMENT

- 2006: Tre' Kelley, Brandon Wallace
- 2005: Brandon Wallace
- 2002: Rolando Howell, Aaron Lucas

### COSIDA ACADEMIC

#### ALL-DISTRICT (III)

- 2004: John Chappell
- 2002: Marius Petravicius

### SOUTHEASTERN CONFERENCE

Member of the SEC since 1991

### ALL-SEC

- 2010: Devan Downey, coaches, AP (first team)
- 2009: Devan Downey, coaches, AP (first team)  
Dominique Archie, coaches (second team), AP (honorable mention)  
Zam Fredrick, coaches (second team)
- 2008: Devan Downey, coaches, AP (first team)
- 2007: Tre' Kelley, coaches, AP (first team)  
Brandon Wallace, AP (third team)
- 2006: Tarence Kinsey, coaches (second team), AP (third team)
- 2005: Carlos Powell, AP (third team)
- 2004: Carlos Powell, AP (third team)
- 2002: Jamel Bradley, coaches (third team)
- 2001: Marius Petravicius, AP (third team)
- 1999: BJ McKie, AP, coaches (second team)
- 1998: BJ McKie, AP, coaches (first team)  
Melvin Watson, AP (second team), coaches (second team)
- 1997: Larry Davis, AP, coaches (first team)  
BJ McKie, AP, coaches (first team)  
Melvin Watson, AP (first team), coaches (second team)
- 1996: Larry Davis, coaches (second team), AP (third team)  
Melvin Watson, coaches (third team)
- 1994: Jamie Watson, coaches (second team), AP (second team)  
Emmett Hall, coaches (third team)
- 1993: Jamie Watson, coaches (second team)  
Emmett Hall, AP (third team)

### SEC ALL-DEFENSIVE TEAM

- 2010: Devan Downey  
Sam Muldrow
- 2009: Dominique Archie  
Devan Downey

### SEC ROOKIE OF THE YEAR

- 1996: BJ McKie (AP)

### SEC SIXTH MAN OF THE YEAR

- 2009: Brandis Raley-Ross

### SEC COACH OF THE YEAR

- 2004: Dave Odom (Coaches)

### SEC ALL-FRESHMAN

- 2008: Michael Holmes
- 2007: Dominique Archie
- 2004: Renaldo Balkman
- 2000: Chuck Eidson
- 1998: Antonio Grant
- 1996: BJ McKie
- 1995: Melvin Watson



## BASKETBALL

### SEC ALL-TOURNAMENT

- 2006: Renaldo Balkman, Tre' Kelley
- 2004: Mike Boynton, Jr.
- 2002: Tony Kitchings
- 1998: BJ McKie

### METRO CONFERENCE


*Member of the Metro Conference from 1983-1991*

### ALL-METRO

- 1991: Jo Jo English (second team)
- 1989: John Hudson (second team)
- 1988: John Hudson (second team)
- 1987: Michael Foster (second team)  
Darryl Martin (second team)
- 1986: Linwood Moye (second team)
- 1984: Jimmy Foster (first team)

### METRO ALL-TOURNAMENT

- 1989: Joe Rhett
- 1987: Terry Dozier



Jim Slaughter

### METRO ALL-FRESHMAN

- 1991: Jamie Watson
- 1989: Joe Rhett
- 1988: Brent Price
- 1986: Terry Dozier
- 1985: Keith James
- 1984: Michael Foster

### ATLANTIC COAST CONFERENCE

*Member of the ACC from 1953-71*

### ALL-ACC

- 1971: John Roche  
Tom Owens
- 1970: John Roche  
Tom Owens
- 1969: John Roche  
Tom Owens (second team)
- 1968: Skip Harlicka  
Gary Gregor (second team),  
Frank Standard (second team)
- 1967: Jack Thompson (second team)  
Gary Gregor (second team)
- 1964: Ronnie Collins
- 1963: Scotti Ward (second team)
- 1962: Art Whisnant
- 1961: Art Whisnant (second team)
- 1960: Art Whisnant (second team)
- 1957: Grady Wallace
- 1956: Grady Wallace (second team)

### ACC PLAYER OF THE YEAR

- 1970: John Roche
- 1969: John Roche

### ACC ALL-TOURNAMENT

- 1971: John Roche, Tom Owens, Tom Riker (second team)
- 1970: Tom Owens, Tom Riker, John Roche (second team)
- 1969: John Roche
- 1968: Gary Gregor, Jack Thompson, Skip Harlicka
- 1967: Al Salvadori, Jack Thompson (second team)
- 1966: Skip Harlicka (second team)
- 1962: Bobby Robinson (second team); Ronnie Collins (second team); Art Whisnant (second team)
- 1961: Art Whisnant, Scotti Ward (second team)
- 1957: Grady Wallace, Ray Pericola (second team)


### ACC TOURNAMENT OUTSTANDING PLAYER

- 1971: John Roche (tied with Lee Dedmon)



## BASKETBALL

### RETIRED JERSEYS




# 42


#### GRADY WALLACE

F, 6-5, 165, MARE CREEK, KY.

Grady Wallace, who wore number 42, was the first South Carolina player to have his jersey number retired. Wallace averaged an amazing 28.0 points per game in his career and led the NCAA in 1957 with 31.3 points per tilt, edging out Kansas' Wilt Chamberlain. Wallace holds down four of the top six scoring games in school history, scoring 54 points versus Georgia during his senior year. Wallace was honored as the South Carolina Legend at the 2009 SEC Tournament.



SEASON	G	FGM-FGA	PCT.	FTM-FTA	PCT.	REB-AVG.	PTS-AVG.
1955-56	23	217-484	.448	116-153	.758	250-10.9	550-23.9
1956-57	29	336-803	.418	234-303	.772	419-14.4	906-31.3
<b>TOTALS</b>	<b>52</b>	<b>553-1287</b>	<b>.430</b>	<b>350-456</b>	<b>.768</b>	<b>669-12.9</b>	<b>1456-28.0</b>




# 11

#### JOHN ROCHE

G, 6-3, 180, THE BRONX, N.Y.

John Roche's number was retired after a very successful three-year tenure from 1968-71. Roche made one or more of the recognized All-America teams in each of his three seasons. Roche holds South Carolina records for three-year career point average (22.5) and points in a game, scoring 56 vs. Furman his senior year.




SEASON	G	FGM-FGA	PCT.	FTM-FTA	PCT.	REB-AVG.	PTS-AVG.
1968-69	28	239-507	.471	184-226	.814	73-2.6	662-23.6
1969-70	28	222-469	.473	179-216	.829	70-2.5	623-22.3
1970-71	29	205-493	.416	215-262	.821	67-2.3	625-21.6
<b>TOTALS</b>	<b>85</b>	<b>666-1469</b>	<b>.453</b>	<b>578-704</b>	<b>.821</b>	<b>210-2.5</b>	<b>1910-22.5</b>

HISTORY





## BASKETBALL




# 43


### KEVIN JOYCE

G, 6-3, 180, MERRICK, N.Y.

The third number retired in Gamecock history was the number 43 of Kevin Joyce. Joyce scored 1,400 points in his three years at South Carolina, averaging 20.4 points per game as a senior. Joyce may be best known for out-jumping UNC's Lee Dedmon (6-10) with four seconds left in the 1971 ACC Tournament title game, tapping the ball to Tom Owens for the winning bucket. Joyce was a member of the 1972 U.S. Olympic team.



SEASON	G	FGM-FGA	PCT.	FTM-FTA	PCT.	REB-AVG.	AST-AVG.	BLK-AVG.	MIN-AVG.	PTS-AVG.
1970-71	23	109-223	.489	60-72	.833	111-4.8				278-12.1
1971-72	29	180-394	.457	170-216	.787	164-5.7				530-18.3
1972-73	29	220-508	.433	152-182	.835	140-4.8	152-5.2	8-0.3	1109-38.2	592-20.4
<b>TOTALS</b>	<b>81</b>	<b>509-1125</b>	<b>.452</b>	<b>382-370</b>	<b>.813</b>	<b>415-5.1</b>	<b>152-5.2</b>	<b>8-0.3</b>	<b>1109-38.2</b>	<b>1400-17.3</b>




# 22

### ALEX ENGLISH

F, 6-8, 190, COLUMBIA, S.C.


Retired after his senior season of 1976, the number 22 worn by Alex English was the last South Carolina jersey number to be retired before BJ McKie's was retired in Dec. of 2005. English was a consensus All-American at South Carolina and is second on the Gamecock all-time scoring list with 1,972 points. English started every game in a four-year span (111) and was a 52.8% shooter from the field in the process.



SEASON	G	FGM-FGA	PCT.	FTM-FTA	PCT.	REB-AVG.	AST-AVG.	BLK-AVG.	MIN-AVG.	PTS-AVG.
1972-73	29	189-368	.514	44-70	.629	306-10.6	25-0.9	54-1.9	1037-35.8	422-14.6
1973-74	27	209-395	.529	75-112	.670	237-8.8	28-1.0	61-2.3	1007-37.3	493-18.3
1974-75	28	199-359	.554	49-77	.636	244-8.7	30-1.1	69-2.5	1024-36.6	447-16.0
1975-76	27	258-468	.551	94-134	.701	277-10.3	27-1.0	46-1.7	1045-38.7	610-22.6
<b>TOTALS</b>	<b>111</b>	<b>855-1590</b>	<b>.538</b>	<b>262-393</b>	<b>.667</b>	<b>1064-9.6</b>	<b>110-1.0</b>	<b>230-2.1</b>	<b>4113-37.1</b>	<b>1972-17.8</b>



# BASKETBALL




# 3

**BJ MCKIE**

**G. 6-2, 190, COLUMBIA, S.C.**

BJ McKie finished his career as South Carolina's all-time leading scorer with 2,119 points and became just the 12th person in SEC history to be named AP First Team All-SEC three years. A two-time captain, he played in 123 consecutive games, scoring in double figures 111 times and scoring 20+ points 38 times (10 as a senior). He averaged 17.3 points his senior year and was third in SEC scoring. McKie helped lead South Carolina to its first SEC basketball title in 1997 when he averaged 17.4 points.



SEASON	G	FGM-FGA	PCT.	FTM-FTA	PCT.	REB-AVG.	AST-AVG.	BLK-AVG.	MIN-AVG.	PTS-AVG.
1995-96	31	147-315	.467	141-185	.762	95-3.1	88-2.8	2-.06	1000-32	478-15.4
1995-97	32	162-355	.462	166-219	.758	125-3.9	86-2.7	0-0.0	1021-32	556-17.4
1997-98	31	160-365	.438	205-262	.782	110-3.5	93-3.0	2-.06	1035-33	574-18.8
1998-99	29	145-353	.411	160-207	.773	100-3.4	115-4.0	6-.21	965-33	501-17.3
<b>Totals</b>	<b>123</b>	<b>616-1388</b>	<b>.444</b>	<b>672-873</b>	<b>.770</b>	<b>430-3.5</b>	<b>382-3.1</b>	<b>10-.08</b>	<b>4021-33</b>	<b>2119-17.2</b>

HISTORY





## BASKETBALL

# MEN'S BASKETBALL PLAYERS IN THE SOUTH CAROLINA ATHLETICS HALL OF FAME

*Since the University of South Carolina Athletics Hall of Fame was established in 1967, 20 members associated with the Gamecock basketball squad have been inducted, including 2009 inductee Tom Riker.*

### **RONNIE COLLINS (2002)**

#### **BASKETBALL - 1961-64**

Led team in scoring during the 1963-64 season with 23.7 points per game... led team in rebounding during the 1961-62 season, averaging 8.4 rebounds a game... posted 1,256 points during his career in the Garnet and Black... named to the Atlantic Coast All-Conference team in 1964... selected to the ACC All-Tournament team in 1962 (second team).

### **EARL DUNHAM (1997)**

#### **FOOTBALL - 1936-38; BASKETBALL - 1937**

#### **BASEBALL - 1937-38**

Letterman in three different sports at Carolina... a Phi Beta Kappa honor society member... helped lead the Gamecocks to a combined 16-17-2 record his three football seasons... the Carolina baseball team was 17-13 in his two seasons while the Gamecock basketball squad was 13-7, 8-4 in the Southern Conference in 1937.

### **ALEX ENGLISH (1988)**

#### **BASKETBALL - 1973-76**

Second all-time leading scorer in South Carolina history with 1,972 points... inducted into the Basketball Hall of Fame in 1997... started every game of his college career (111)... holds records for career minutes played (4,113), field goals made (855), field goals attempted (1,590) and is third on list in blocked shots (230) and in career rebounds (1,064)... led the Gamecocks to two NCAA Tournament bids and one NIT appearance... jersey #22 was retired following his career... played for three NBA teams (Indiana Pacers, Denver Nuggets, Dallas Mavericks) in his career... led the league in scoring in 1983 with 28.4 ppg... had eight straight seasons of 2,000+ points and was the NBA's leading scorer in the 1980s... averaged 30+ minutes and 20+ points an outing for 10 seasons with Denver... had his jersey #2 retired by Denver in April, 1993.

### **ZAM FREDRICK (2002)**


#### **BASKETBALL - 1978-81**

Led the nation in scoring during the 1980-81 season, averaging 28.9 points per game... scored 1,383 career points as a South Carolina Gamecock... ranks in the USC record book with a career average of 13.7 points per game... played professionally in Europe... is the head basketball coach at Calhoun County (SC) High School.


### **GARY GREGOR (2003)**

#### **BASKETBALL - 1965-68**


Led the Atlantic Coast Conference in rebounding and earned all-conference honors in 1967 and 1968... averaged 15.6 points and 12.6 rebounds per game for career... was a first-round draft choice of the Phoenix Suns and went on to earn NBA All-Rookie honors.



*Alex English*



*John Roche*



*Brian Winters*

### **SKIP HARLICKA (1997)**

#### **BASKETBALL - 1966-68**

Three-year letterman... was part of Frank McGuire's first recruiting class at Carolina... finished his career with 1,209 points and a 17.5 points per game average... led the Gamecocks in scoring every season and was a Chuck Taylor's Converse Yearbook All-American... named a first-team All-ACC member his senior year and was on the ACC All-Tournament team twice (1966 and 1968)... played a key role in Carolina's rise to the top of the ACC as the Gamecocks defeated Duke and North Carolina on "Tobacco Road" in back-to-back games his senior season.

### **KEVIN JOYCE (1998)**

#### **BASKETBALL - 1971-73**

Three-year letterwinner... had jersey No. 43 retired... scored 1,400 career points, averaging 20.4 a game as a senior... led USC to three straight NCAA Tournament appearances... outjumped UNC's 6-10 center Lee Dedmon on a jump-ball, tapping the ball to Tom Owens for the winning bucket to capture the 1971 ACC Tournament title... starting guard on the 1972 USA Olympic team... named AP, UPI and NAMC second-team All-America in 1973.

### **HENRY MARTIN (2008)**

#### **BASKETBALL - 1942, 1947-49**

Played basketball at Carolina in 1942 and again from 1947-49... was the first Carolina basketball player to score 1,000 career points and capped off his career with a 32-point effort as the Gamecocks beat Clemson in 1949.

### **FRANK MCGUIRE (1980)**

#### **HEAD BASKETBALL COACH - 1964-80**

Named National Coach of the Year three times — once each at South Carolina (1970), North Carolina (1957) and St. John's (1952)... was inducted into the Naismith Basketball Hall of Fame in 1977... his 30-year collegiate head coaching record was a phenomenal 550-235, for a winning percentage of .701... led USC to six straight 20+ win seasons from 1968-69 to 1973-74... coached 16 years at South Carolina where he was 283-142, nine years at North Carolina (164-58), and five years at St. John's (103-35)... coached the Philadelphia Warriors of the NBA for one season and was 49-31... passed away in October, 1994.

### **B.J. MCKIE (2006)**

#### **BASKETBALL - 1996-2000**

Ranks No. 1 in career points scored (2,119) and in free throws made at South Carolina... played in 123 career games... was a 1998 All-American and three-time All-SEC honoree... named the 1996 SEC Freshman of the Year and was a member of the SEC All-Freshman team... 1999 SEC Post-Graduate Community Service Award Winner... member of the 1997 SEC Championship team — 15-1 in the SEC... helped lead the Gamecocks to two NCAA Tournament appearances... had his jersey number retired in 2005... native of Irmo, S.C.

HISTORY



## BASKETBALL

### **TOM OWENS (2004)**

#### **BASKETBALL - 1969-71**

The only USC basketball player to score 1,000 points and grab 1,000 rebounds in three seasons... All-ACC selection who led the league in rebounding for three straight years, averaging 13.3 for his career.

### **TOM RIKER (2009)**

#### **BASKETBALL - 1970-72**

Two-year letterwinner... a First-Team Associated Press All-American... once scored 42 points in an NCAA tournament game... averaged 19.6 points as a senior and 15.8 points during his career, scoring 1,343 points in three seasons.

### **JOHN ROCHE (1979)**

#### **BASKETBALL - 1969-71**

Was a three-time All-American... his jersey, #11, was retired by USC... is the third-leading career scorer (1,910) and holds the second-highest career scoring average (22.5 ppg) at USC... is also the second-leading career free throw percentage shooter (.821)... lettered from 1969-71... was the first-round draft pick of the NBA Phoenix Suns in 1971... played professionally with the New York Nets in the ABA (1972-73), the ABA Kentucky Colonels (1973-74), the ABA Utah Stars (1975), the NBA Los Angeles Lakers (1976) and the NBA Denver Nuggets (1980-81)... played professionally in Italy in the late 1970s.

### **BILL ROGERS (1969)**

#### **FOOTBALL - 1924-26; BASEBALL - 1925-27**

#### **BASKETBALL - 1925-27**

Earned nine letters while lettering in three varsity sports at USC from 1924-27... played football under Coach Branch Bocock from 1924-26... the football squad compiled a 20-10 record in those three seasons and had three straight winning campaigns... in basketball, scored 345 points in 47 career games... led USC to a 33-16 combined record on the hardwood... scored a career-high 23 points in a win at Clemson... lettered three years in baseball under Coach Bocock.

### **JIM SLAUGHTER (1975)**

#### **BASKETBALL - 1948-51**

Holds South Carolina's second-highest single-season rebound average (16.5 rpg), a mark he set in 1951... considered one of the school's top rebounders, though rebounding records were not kept until his senior season... selected All-American by the Helms Athletic Foundation in 1951... Gamecocks tallied 48-44 mark in his career... scored 1,521 points in 91 career games... averaged 17.3, 20.0 and 22.8 points, respectively, over his final three seasons... lettered 1948-49-50-51.

### **JACK THOMPSON (1999)**

#### **BASKETBALL - 1966-68**

Outstanding point guard under Coach Frank McGuire... arguably the best passer in Gamecock basketball history... scored 686 points in 63 games of three-year varsity career for a 10.9 average... two-time Atlantic Coast Conference All-Tournament selection (1967 & '68)... second-team All-ACC 1967... two-time team captain (1967 & '68)... team record was 52-27 during his career... native of Brooklyn, N.Y... played professionally with Indiana Pacers in ABA.

### **FREDDIE TOMPKINS (1967)**

#### **BASKETBALL - 1932-34**

Played in 38 career games and scored 509 points... led Gamecocks to a 17-2 mark and the SC Championship in 1932-33 and an 18-1 record (best winning percentage in school history - .947) in 1933-34... scored 13 points against Pittsburgh (considered the nation's top team) in a 38-35 win to end the season... averaged 12.7 points as a junior and 14.1 points as a senior... was a forward... coached by Billy Laval.

### **GRADY WALLACE (1968)**

#### **BASKETBALL - 1956-57**

Named All-America in 1957... was the national scoring champion in 1957 with a 31.3 ppg average... holds the school record for career scoring average (28.0 ppg), the school mark for a single-season average, and the second-best mark for career rebound average (12.8 rpg)... his jersey #42, was the first to be retired at South Carolina... lettered in 1955-56 and 1956-57... scored 54 points vs. Georgia in 1957.

### **ART WHISNANT (2001)**

#### **BASKETBALL - 1959-62**

At six feet four, Whisnant more than held his own against much larger centers... three-time All-Atlantic Coast Conference, first team 1962, second team 1960-61... ACC All-Tournament team 1961-62... averaged 19.1 points in 79 games over three varsity seasons... claimed 723 rebounds... his 1,505 career points ranks in top 10 on all-time list... attempted a record 880 career free throws (more than 10 per game), made 567... consistent scorer throughout career averaging 17.0 points per game as a sophomore, 19.1 as a junior and 21.0 as a senior.

### **BRIAN WINTERS (2008)**

#### **BASKETBALL - 1972-74**

Starred for Coach Frank McGuire, scoring 1,079 points despite being hampered by injuries and mononucleosis... known as a smooth-as-silk clutch performer who was deadly from long range, also became very adept at heaving the ball from his own baseline to a teammate breaking under the opponent's basket... drafted by the Los Angeles Lakers, Winters was traded to the Milwaukee Bucks for Kareem Abdul-Jabbar... became a scoring machine in Milwaukee and had his jersey retired by the NBA franchise.

## GAMECOCKS IN THE PRO'S (NBA AND ABA)

**Renaldo Balkman- Lettered at South Carolina, 2004-06**  
New York Knicks (NBA)- 06-08  
Denver Nuggets (NBA)- 08-present

**Tom Boswell- Lettered at South Carolina 1975**  
Boston (NBA)- 75-78  
Denver (NBA)- 78-80  
Utah (NBA)-

**Mike Brittain- Lettered at South Carolina 1982-85**  
San Antonio (NBA)- 85-87

**Terry Dozier- Lettered at South Carolina 1986-89**  
Charlotte (NBA) 89-90

**Mike Dunleavy- Lettered at South Carolina 1973-76**  
Philadelphia (NBA) 76-78  
Houston (NBA) 78-82  
San Antonio (NBA) 82-83  
Milwaukee (NBA) 83-90

**Alex English- Lettered at South Carolina 1973-76**  
Milwaukee (NBA) 76-78  
Indiana (NBA) 78-80  
Denver (NBA) 80-90  
Dallas (NBA) 90-91

**Jo Jo English- Lettered at South Carolina 1989-92**  
Chicago (NBA) 92-94

**Jim Fox- Lettered at South Carolina, 1964**  
Cincinnati (NBA) 67-68  
Detroit (NBA) 68-69  
Phoenix (NBA) 69-70  
Chicago (NBA) 70-72  
Cincinnati (NBA) 72  
Seattle (NBA) 72-75  
Milwaukee (NBA) 75-76  
NY Knicks (NBA) 76-77

**Gary Gregor- Lettered at South Carolina, 1967-68**  
Phoenix (NBA) 68-69  
Atlanta (NBA) 68-70  
Portland (NBA) 70-72  
Milwaukee (ABA) 72-73  
N.Y. Nets (NBA) 73-74

**Skip Harlicka- Lettered at South Carolina, 1966-68**  
Atlanta (NBA)- 68-69

**Cedrick Hordges- Lettered at South Carolina, 1979-80**  
Denver (NBA)- 80-82

**Kevin Joyce- Lettered at South Carolina, 1971-73**  
Indiana (ABA)- 73-75  
San Diego (ABA)- 75-76  
Kentucky (ABA) 76

**Tarence Kinsey- Lettered at South Carolina, 2002-06**  
Cleveland (NBA)- 08-09

**Tom Owens- Lettered at South Carolina, 1969-71**  
Memphis (ABA) 71-72  
Carolina (ABA) 72-74  
St. Louis (ABA) 74-75  
Memphis (ABA) 75  
Kentucky (ABA) 75-76  
Indiana (ABA) 76  
San Antonio (ABA) 76  
Houston (NBA) 76-77  
Portland (NBA) 77-81  
Indiana (NBA) 81-82  
Detroit (NBA) 82-83

**Brent Price- Lettered at South Carolina, 1988-89**  
Washington (NBA) 92-96  
Houston (NBA) 96-99  
Vancouver (NBA) 99-01  
Sacramento (NBA) 01-02

**Carlos Powell- Lettered at South Carolina, 2001-05**  
Phoenix (NBA) 2010

**Tom Riker- Lettered at South Carolina, 1970-72**  
N.Y. Knicks (NBA) 72-75

**John Roche- Lettered at South Carolina, 1969-71**  
N.Y. Nets (ABA) 71-74  
Kentucky (ABA) 74-75  
Utah (ABA) 75-76  
LA Lakers (NBA) 79  
Denver (NBA) 79-82

**Ryan Stack- Lettered at South Carolina, 1995-98**  
Cleveland (NBA) 98-00

**Jack Thompson- Lettered at South Carolina, 1966-68**  
Indiana (ABA) 68-69

**Jim Slaughter- Lettered at South Carolina, 1948-51**  
Baltimore (NBA) 51-52

**Jamie Watson- Lettered at South Carolina, 1991-94**  
Utah (NBA) 94-97  
Dallas (NBA) 97

**Brian Winters- Lettered at South Carolina, 1972-74**  
LA Lakers (NBA) 74-75  
Milwaukee (NBA) 75-83




**TWO FORMER GAMECOCKS ARE MEMBERS OF THE NAISMITH MEMORIAL BASKETBALL HALL OF FAME**



**COACH FRANK MCGUIRE**

**(INDUCTED IN 1977)**

- Coached at South Carolina from 1965-80.
- Is the all-time winningest coach in Carolina history with 283 victories; Compiled a 283-142 record in 16 seasons, a .667 winning percentage.
- Led the Gamecocks to four consecutive NCAA Tournament appearances (1971-74) and six postseason appearances in seven seasons (1969, 1971-75) including the NIT.
- Led the 1971 Carolina squad to the Atlantic Coast Conference title with a 52-51 victory over North Carolina in the ACC Tournament championship game.
- Led the 1970 Carolina squad to one of the best seasons in history with a 25-3 record and 14-0 mark in the ACC.
- Amassed 550 career victories in coaching stints at St. John's, North Carolina and South Carolina. Led the 1957 North Carolina squad to the National Championship.
- Was instrumental in the growth of basketball in the Palmetto State.



**ALEX ENGLISH**


**(INDUCTED IN 1997)**

- Is the most decorated player in Carolina basketball history as he started in every USC game over his four-year career (111) between 1973-76.
- Is second behind BJ McKie on the South Carolina all-time scoring list with 1,972 career points.
- Was a 1975 All-American and Independent All-American.
- Is one of five Carolina players to eclipse the century mark in points and rebounds (1,064).
- Is the South Carolina all-time leader in minutes played (4,113), field goals made (855), is second in scoring, field goals attempted (1,590) and is third in blocked shots per game (2.07), games started and blocked shots (230).
- Had a spectacular career in the NBA; Jersey, No. 2, retired by Denver in March, 1993.
- 25,343 career points, 15 seasons and in 1193 career regular-season contests; Finished with 6,538 career rebounds (5.5 rpg) and 4,351 assists (3.6 apg).
- Played in eight NBA All-Star games
- Scored more points in the 1980s than any other NBA player.
- Led the NBA with 28.4 ppg during 1982-83 season
- Scored 2,000 or more points an amazing eight times, averaging at least 20 points a game for 10 consecutive seasons (1980-89).
- Top average was 1985-86 season (29.8), a year that saw the Nuggets advance to the NBA Western Conference Finals.
- Also played for Milwaukee, Indiana and Dallas.



# BASKETBALL

## 1,000 POINT CLUB




### 2,119

### BJ MCKIE

*\*\* GUARD, 6-2, 190, COLUMBIA, S.C.*

SEASON	G	FIELD GOALS	PCT.	FREE THROWS	PCT.	PTS.	AVG.
1995-96	31	147-315	.467	141-185	.762	478	15.4
1996-97	32	164-355	.462	166-219	.758	556	17.4
1997-98	31	160-365	.438	205-262	.782	584	18.8
1998-99	29	145-353	.411	160-207	.773	501	17.3
<b>TOTALS</b>	<b>123</b>	<b>616-1388</b>	<b>.444</b>	<b>672-873</b>	<b>.770</b>	<b>2119</b>	<b>17.2</b>




### 1,972

### ALEX ENGLISH

*\*\* FORWARD, 6-8, 190, COLUMBIA, S.C.*

SEASON	G	FIELD GOALS	PCT.	FREE THROWS	PCT.	PTS.	AVG.
1972-73	29	189-368	.514	44-70	.629	422	14.6
1973-74	27	209-395	.529	75-112	.670	493	18.3
1974-75	28	199-359	.554	49-77	.636	447	16.0
1975-76	27	258-468	.551	94-134	.701	610	22.6
<b>TOTALS</b>	<b>111</b>	<b>855-1590</b>	<b>.538</b>	<b>262-393</b>	<b>.667</b>	<b>1972</b>	<b>17.8</b>




### 1,910

### JOHN ROCHE

*\*\* GUARD, 6-3, 180, NEW YORK, N.Y.*

SEASON	G	FIELD GOALS	PCT.	FREE THROWS	PCT.	PTS.	AVG.
1968-69	28	239-507	.471	184-226	.814	662	23.6
1969-70	28	222-469	.473	179-216	.829	623	22.3
1970-71	29	205-493	.416	215-262	.821	625	21.6
<b>TOTALS</b>	<b>85</b>	<b>666-1469</b>	<b>.453</b>	<b>578-704</b>	<b>.821</b>	<b>1910</b>	<b>22.5</b>




### 1,901

### DEVAN DOWNEY

*\*\* GUARD, 5-9, 170, CHESTER, S.C.*

SEASON	G	FIELD GOALS	PCT.	FREE THROWS	PCT.	PTS.	AVG.
2007-08	32	218-515	.423	99-135	.733	588	18.4
2008-09	31	231-527	.438	100-134	.746	614	19.8
2009-10	31	237-592	.400	156-187	.834	699	22.5
<b>TOTAL</b>	<b>94</b>	<b>686-1,634</b>	<b>.419</b>	<b>355-456</b>	<b>.779</b>	<b>1,901</b>	<b>20.2</b>




### 1,745

### JIMMY FOSTER

*\*\* FORWARD, 6-8, 220, GREENVILLE, S.C.*

SEASON	G	FIELD GOALS	PCT.	FREE THROWS	PCT.	PTS.	AVG.
1980-81	27	149-257	.580	86-173	.497	384	14.2
1981-82	20	126-213	.592	56-116	.483	308	15.4
1982-83	31	203-332	.611	129-242	.533	535	17.3
1983-84	28	200-336	.595	118-239	.494	518	18.5
<b>TOTALS</b>	<b>106</b>	<b>678-1138</b>	<b>.596</b>	<b>389-770</b>	<b>.505</b>	<b>1745</b>	<b>16.5</b>

HISTORY




**1,586**

**MIKE DUNLEAVY**

*\*\* GUARD, 6-2, 175, BROOKLYN, N.Y.*

SEASON	G	FIELD GOALS	PCT.	FREE THROWS	PCT.	PTS.	AVG.
1972-73	29	122-236	.517	59-72	.819	303	10.4
1973-74	27	167-369	.453	97-116	.836	431	16.0
1974-75	28	182-368	.494	91-119	.765	455	16.3
1975-76	27	144-297	.485	109-139	.784	397	14.7
<b>TOTALS</b>	<b>111</b>	<b>615-1270</b>	<b>.484</b>	<b>356-446</b>	<b>.798</b>	<b>1586</b>	<b>14.3</b>




**1,541**

**CARLOS POWELL**

*\*\* FORWARD, 6-7, 220, FLORENCE, S.C.*

SEASON	G	FIELD GOALS	PCT.	FREE THROWS	PCT.	PTS.	AVG.
2001-02	37	88-192	.458	41-61	.672	232	6.3
2002-03	28	135-305	.443	53-76	.697	353	12.6
2003-04	34	165-369	.447	66-106	.623	416	12.2
2004-05	33	212-400	.530	110-161	.683	540	16.4
<b>TOTALS</b>	<b>132</b>	<b>600-1266</b>	<b>.474</b>	<b>270-404</b>	<b>.668</b>	<b>1541</b>	<b>11.7</b>



**1,521**

**JIM SLAUGHTER**

*\*\* CENTER, 6-11, 200, ROANOKE, VA.*

SEASON	G	FIELD GOALS	PCT.	FREE THROWS	PCT.	PTS.	AVG.
1947-48	23	52-		46-77	.597	150	6.5
1948-49	22	154-		73-113	.646	381	17.3
1949-50	21	167-		87-142	.613	421	20.0
1950-51	25	222-458	.483	125-208	.600	569	22.8
<b>TOTALS</b>	<b>91</b>	<b>595-</b>		<b>331-540</b>	<b>.613</b>	<b>1521</b>	<b>16.7</b>



**1,505**

**ART WHISNANT**

*\*\* FORWARD/CENTER, 6-4, 210, ICARD, N.C.*

SEASON	G	FIELD GOALS	PCT.	FREE THROWS	PCT.	PTS.	AVG.
1959-60	26	143-395	.362	155-273	.568	441	17.0
1960-61	26	149-382	.390	199-296	.675	497	19.1
1961-62	27	177-380	.465	213-311	.685	567	21.0
<b>TOTALS</b>	<b>79</b>	<b>469-1157</b>	<b>.405</b>	<b>567-880</b>	<b>.644</b>	<b>1505</b>	<b>19.0</b>



**1,488**

**TRE' KELLEY**


*\*\* GUARD, 6-0, 188, WASHINGTON, D.C.*

SEASON	G	FIELD GOALS	PCT.	FREE THROWS	PCT.	PTS.	AVG.
2003-04	34	58-146	.397	42-61	.689	172	5.1
2004-05	33	104-240	.433	56-95	.589	295	8.9
2005-06	38	166-398	.417	75-98	.765	474	12.5
2006-07	29	198-454	.436	96-120	.800	547	12.9
<b>TOTALS</b>	<b>134</b>	<b>526-1238</b>	<b>.425</b>	<b>269-374</b>	<b>.179</b>	<b>1488</b>	<b>11.1</b>



# BASKETBALL

GAMECOCK HISTORY



## 1,456

## GRADY WALLACE

*\*\* FORWARD, 6-5, 165, MARE CREEK, KY.*

SEASON	G	FIELD GOALS	PCT.	FREE THROWS	PCT.	PTS.	AVG.
1955-56	23	217-484	.448	116-153	.758	550	23.9
1956-57	29	336-803	.418	234-303	.772	906	31.3
<b>TOTALS</b>	<b>52</b>	<b>553-1287</b>	<b>.430</b>	<b>350-456</b>	<b>.768</b>	<b>1456</b>	<b>28.0</b>




## 1,445

## TERRY DOZIER

*\*\* FORWARD, 6-9, 210, BALTIMORE, MD.*

SEASON	G	FIELD GOALS	PCT.	FREE THROWS	PCT.	PTS.	AVG.
1985-86	17	92-194	.474	50-64	.781	234	13.8
1986-87	29	188-388	.485	105-129	.814	492	17.0
1987-88	28	153-307	.498	59-89	.663	374	13.4
1988-89	30	127-284	.447	85-112	.759	345	11.5
<b>TOTALS</b>	<b>104</b>	<b>560-1173</b>	<b>.477</b>	<b>299-394</b>	<b>.759</b>	<b>1445</b>	<b>13.9</b>




## 1,439

## JO JO ENGLISH

*\*\* GUARD, 6-4, 205, COLUMBIA, S.C.*

SEASON	G	FIELD GOALS	PCT.	FREE THROWS	PCT.	PTS.	AVG.
1988-89	28	43-102	.422	17-29	.586	105	3.8
1989-90	27	155-317	.489	67-107	.626	412	15.3
1990-91	33	174-377	.462	92-125	.736	496	15.0
1991-92	27	159-370	.430	62-100	.620	426	15.8
<b>TOTALS</b>	<b>115</b>	<b>527-1166</b>	<b>.452</b>	<b>238-361</b>	<b>.659</b>	<b>1439</b>	<b>12.5</b>




## 1,424

## MELVIN WATSON

*\*\* GUARD, 6-1, 195, CHARLESTON, S.C.*

SEASON	G	FIELD GOALS	PCT.	FREE THROWS	PCT.	PTS.	AVG.
1994-95	27	128-316	.405	73-119	.613	361	13.4
1995-96	31	140-311	.450	71-96	.740	379	12.2
1996-97	31	115-296	.389	83-127	.654	342	11.0
1997-98	30	122-307	.397	62-81	.765	342	11.4
<b>TOTALS</b>	<b>119</b>	<b>505-1230</b>	<b>.411</b>	<b>289-423</b>	<b>.683</b>	<b>1424</b>	<b>12.0</b>



## 1,400

## KEVIN JOYCE

*\*\* GUARD, 6-3, 190, MERRICK, N.Y.*

SEASON	G	FIELD GOALS	PCT.	FREE THROWS	PCT.	PTS.	AVG.
1970-71	23	109-223	.489	60-72	.833	278	12.1
1971-72	29	180-394	.457	170-216	.787	530	18.3
1972-73	29	220-508	.433	152-182	.835	592	20.4
<b>TOTALS</b>	<b>81</b>	<b>509-1125</b>	<b>.452</b>	<b>382-470</b>	<b>.813</b>	<b>1400</b>	<b>17.</b>






# BASKETBALL

GA  
W  
E  
S  
T  
G  
A  
M  
E  
C  
O  
C  
K  
S

HISTORY




## 1,383

## ZAM FREDRICK

*\*\* GUARD, 6-2, 180, ST. MATTHEWS, S.C.*

SEASON	G	FIELD GOALS	PCT.	FREE THROWS	PCT.	PTS.	AVG.
1977-78	20	15-39	.385	7-10	.700	37	1.9
1978-79	27	164-338	.485	48-67	.716	376	13.9
1979-80	27	82-207	.396	25-41	.610	189	7.0
1980-81	27	300-591	.508	181-223	.812	781	28.9
<b>TOTALS</b>	<b>101</b>	<b>561-1175</b>	<b>.479</b>	<b>261-341</b>	<b>.765</b>	<b>1383</b>	<b>13.7</b>




## 1,360

## MIKE DOYLE

*\*\* GUARD/FORWARD, 6-5, 195, THE BRONX, N.Y.*

SEASON	G	FIELD GOALS	PCT.	FREE THROWS	PCT.	PTS.	AVG.
1976-77	25	82-194	.423	58-73	.793	222	8.9
1977-78	28	147-289	.509	90-133	.677	384	13.7
1978-79	27	163-330	.494	87-125	.696	413	15.3
1979-80	27	124-263	.471	93-110	.845	341	12.6
<b>TOTALS</b>	<b>107</b>	<b>516-1076</b>	<b>.480</b>	<b>328-441</b>	<b>.744</b>	<b>1360</b>	<b>12.7</b>




## 1,345

## NATE DAVIS

*\*\* FORWARD, 6-4, 190, COLUMBIA, S.C.*

SEASON	G	FIELD GOALS	PCT.	FREE THROWS	PCT.	PTS.	AVG.
1973-74	27	80-160	.500	23-33	.697	183	6.8
1974-75	28	145-282	.514	36-48	.750	326	11.6
1975-76	27	194-387	.501	41-55	.745	429	15.9
1976-77	26	178-384	.464	51-69	.739	407	15.7
<b>TOTALS</b>	<b>108</b>	<b>597-1213</b>	<b>.492</b>	<b>151-205</b>	<b>.737</b>	<b>1345</b>	<b>12.5</b>




## 1,343

## TOM RIKER

*\*\* CENTER/FORWARD, 6-10, 225, HICKSVILLE, N.Y.*

SEASON	G	FIELD GOALS	PCT.	FREE THROWS	PCT.	PTS.	AVG.
1969-70	28	143-277	.516	101-151	.669	387	13.8
1970-71	29	148-313	.473	110-173	.636	406	14.0
1971-72	28	208-375	.555	134-187	.716	550	19.6
<b>TOTALS</b>	<b>85</b>	<b>499-965</b>	<b>.517</b>	<b>345-511</b>	<b>.675</b>	<b>1343</b>	<b>15.8</b>



## 1,325


## TOM OWENS

*\*\* FORWARD, 6-10, 223, THE BRONX, N.Y.*

SEASON	G	FIELD GOALS	PCT.	FREE THROWS	PCT.	PTS.	AVG.
1968-69	28	177-337	.525	106-170	.624	460	16.4
1969-70	28	174-359	.485	96-151	.636	444	15.9
1970-71	28	152-308	.494	117-173	.676	421	15.0
<b>TOTALS</b>	<b>84</b>	<b>503-1004</b>	<b>.501</b>	<b>319-494</b>	<b>.646</b>	<b>1325</b>	<b>15.8</b>



# BASKETBALL

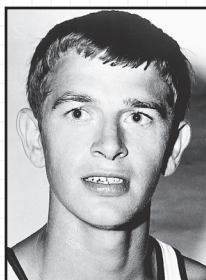


## 1,295

## JAMIE WATSON

*\*\* GUARD/FORWARD, 6-7, 210, ELM CITY, N.C.*

SEASON	G	FIELD GOALS	PCT.	FREE THROWS	PCT.	PTS.	AVG.
1990-91	33	81-193	.420	25-44	.568	197	6.0
1991-92	28	92-209	.440	22-42	.524	211	7.5
1992-93	27	159-345	.461	70-109	.642	397	14.7
1993-94	27	185-403	.459	91-135	.674	490	18.1
<b>TOTALS</b>	<b>115</b>	<b>516-1148</b>	<b>.449</b>	<b>208-330</b>	<b>.630</b>	<b>1295</b>	<b>11.3</b>



## 1,256

## RONNIE COLLINS

*\*\* FORWARD, 6-3, 175, WINNSBORO, S.C.*

SEASON	G	FIELD GOALS	PCT.	FREE THROWS	PCT.	PTS.	AVG.
1961-62	27	112-251	.445	84-95	.882	306	11.3
1962-63	23	133-303	.439	115-148	.777	381	16.6
1963-64	24	211-422	.500	147-189	.757	569	23.7
<b>TOTALS</b>	<b>74</b>	<b>456-976</b>	<b>.467</b>	<b>346-432</b>	<b>.801</b>	<b>1256</b>	<b>17.</b>




## 1,251

## JOE SMITH

*\*\* FORWARD, 6-3, 185, LYMAN, S.C.*

SEASON	G	FIELD GOALS	PCT.	FREE THROWS	PCT.	PTS.	AVG.
1951-52	21	25-59	.451	11-24	.458	61	2.9
1952-53	24	132-360	.366	113-172	.677	377	15.7
1953-54	26	147-365	.402	137-234	.575	431	16.6
1954-55	26	146-363	.402	90-168	.535	382	14.7
<b>TOTALS</b>	<b>97</b>	<b>450-1147</b>	<b>.396</b>	<b>351-598</b>	<b>.587</b>	<b>1251</b>	<b>12.8</b>



## 1,250

## LEE COLLINS

*\*\* CENTER, 6-6, LANCASTER, S.C.*

SEASON	G	FIELD GOALS	PCT.	FREE THROWS	PCT.	PTS.	AVG.
1952-53	17	21-67	.313	23-40	.575	65	3.8
1953-54	26	110-314	.350	112-146	.767	332	12.7
1954-55	27	155-391	.396	125-174	.718	435	16.1
1955-56	22	148-387	.382	122-162	.753	418	19.0
<b>TOTALS</b>	<b>92</b>	<b>434-1159</b>	<b>.374</b>	<b>382-522</b>	<b>.732</b>	<b>1250</b>	<b>13.6</b>



## 1,231

## BARRY MANNING

*\*\* GUARD, 6-4, 205, COLUMBIA, S.C.*

SEASON	G	FIELD GOALS	PCT.	FREE THROWS	PCT.	PTS.	AVG.
1987-88	29	79-177	.446	22-38	.579	182	6.3
1988-89	30	154-298	.517	48-86	.558	360	12.0
1989-90	4	23-44	.523	3-4	.750	55	13.8
1990-91	31	142-313	.454	75-122	.615	392	12.6
1991-92	27	93-222	.419	43-73	.589	242	9.0
<b>TOTALS</b>	<b>121</b>	<b>491-1054</b>	<b>.466</b>	<b>191-323</b>	<b>.591</b>	<b>1231</b>	<b>10.2</b>




**1,209**

**SKIP HARLICKA**

*\*\* GUARD, 6-1, 178, TRENTON, N.J.*

SEASON	G	FIELD GOALS	PCT.	FREE THROWS	PCT.	PTS.	AVG.
1965-66	24	134-322	.404	76-108	.704	344	14.3
1966-67	23	150-308	.487	48-72	.667	385	16.7
1967-68	22	198-392	.505	84-122	.689	480	21.8
<b>TOTALS</b>	<b>69</b>	<b>482-1022</b>	<b>.472</b>	<b>208-302</b>	<b>.689</b>	<b>1209</b>	<b>17.5</b>




**1,204**

**TARENCE KINSEY**

*\*\* FORWARD, 6-6, 189, TAMPA, FLA.*

SEASON	G	FIELD GOALS	PCT.	FREE THROWS	PCT.	PTS.	AVG.
2002-03	20	18-50	.360	6-16	.375	43	2.2
2003-04	33	98-244	.402	56-80	.700	273	8.3
2004-05	32	99-251	.394	52-78	.667	286	8.9
2005-06	38	209-461	.453	113-134	.843	602	15.8
<b>TOTALS</b>	<b>123</b>	<b>424-1006</b>	<b>.421</b>	<b>227-308</b>	<b>.737</b>	<b>1204</b>	<b>9.8</b>




**1,192**

**MICHAEL FOSTER**

*\*\* GUARD, 6-2, 175, GREENSBORO, N.C.*

SEASON	G	FIELD GOALS	PCT.	FREE THROWS	PCT.	PTS.	AVG.
1983-84	28	70-174	.402	63-94	.670	203	7.3
1984-85	28	82-171	.480	68-92	.739	232	8.3
1985-86	28	128-255	.502	81-98	.827	337	12.0
1986-87	26	143-309	.463	95-112	.848	420	16.2
<b>TOTALS</b>	<b>110</b>	<b>423-909</b>	<b>.465</b>	<b>308-396</b>	<b>.778</b>	<b>1192</b>	<b>10.8</b>



**1,142**

**JOE RHETT**

*\*\* FORWARD, 6-8, 215, COLUMBIA, S.C.*

SEASON	G	FIELD GOALS	PCT.	FREE THROWS	PCT.	PTS.	AVG.
1988-89	30	89-158	.563	35-50	.700	214	7.1
1989-90	22	98-202	.485	46-67	.687	243	11.0
1990-91	33	171-318	.538	73-125	.584	416	12.6
1991-92	16	114-210	.543	41-71	.577	269	16.8
<b>TOTALS</b>	<b>101</b>	<b>472-890</b>	<b>.530</b>	<b>195-313</b>	<b>.623</b>	<b>1142</b>	<b>11.3</b>



**1,108**


**JAMEL BRADLEY**

*\*\* GUARD, 6-2, 170, BECKLEY, W.VA.*

SEASON	G	FIELD GOALS	PCT.	FREE THROWS	PCT.	PTS.	AVG.
1998-99	23	20-52	.385	4-6	.667	56	2.4
1999-00	31	69-161	.429	26-30	.867	223	7.2
2000-01	30	111-290	.383	47-62	.758	345	11.5
2001-02	37	163-384	.424	41-60	.683	484	13.1
<b>TOTALS</b>	<b>121</b>	<b>363-887</b>	<b>.409</b>	<b>118-158</b>	<b>.747</b>	<b>1108</b>	<b>9.2</b>



# BASKETBALL




## 1,104

## RAY PERICOLA

*\*\* GUARD, 6-2, 195, UNION CITY, N.J.*

SEASON	G	FIELD GOALS	PCT.	FREE THROWS	PCT.	PTS.	AVG.
1956-57	29	166-416	.400	102-161	.634	434	15.0
1957-58	24	131-318	.412	101-146	.691	363	15.1
1958-59	24	100-269	.371	107-156	.685	307	12.8
<b>TOTALS</b>	<b>77</b>	<b>397-1003</b>	<b>.396</b>	<b>319-463</b>	<b>.670</b>	<b>1104</b>	<b>14.3</b>




## 1,082

## HENRY MARTIN

*\*\* GUARD, 5-9, 165, COLUMBIA, S.C.*

SEASON	G	FIELD GOALS	PCT.	FREE THROWS	PCT.	PTS.	AVG.
1942-43	19	83-		26-68	.382	192	10.1
1946-47	25	120-		40-67	.597	280	11.2
1947-48	23	107-		34-66	.515	248	10.8
1948-49	22	139-		74-105	.705	362	16.0
<b>TOTALS</b>	<b>89</b>	<b>449-</b>		<b>174-306</b>	<b>.568</b>	<b>1082</b>	<b>12.2</b>



## 1,079

## BRIAN WINTERS

*\*\* FORWARD, 6-5, 185, ROCKAWAY PARK, N.Y.*

SEASON	G	FIELD GOALS	PCT.	FREE THROWS	PCT.	PTS.	AVG.
1971-72	29	90-175	.514	60-71	.845	240	8.3
1972-73	26	102-258	.465	59-81	.728	299	11.5
1973-74	27	299-446	.513	82-100	.820	540	20.0
<b>TOTALS</b>	<b>82</b>	<b>438-879</b>	<b>.499</b>	<b>201-252</b>	<b>.798</b>	<b>1079</b>	<b>13.2</b>



## 1,068

## LARRY DAVIS

*\*\* GUARD, 6-3, 190, DENMARK, S.C.*

SEASON	G	FIELD GOALS	PCT.	FREE THROWS	PCT.	PTS.	AVG.
1995-96	31	183-407	.450	113-146	.774	557	18.0
1996-97	32	159-349	.456	119-148	.804	511	16.0
<b>TOTALS</b>	<b>63</b>	<b>342-756</b>	<b>.452</b>	<b>232-294</b>	<b>.789</b>	<b>1068</b>	<b>17.0</b>




## 1,067

## CHUCK EIDSON

*\*\* GUARD, 6-7, 205, SUMMERVILLE, S.C.*

SEASON	G	FIELD GOALS	PCT.	FREE THROWS	PCT.	PTS.	AVG.
1999-00	32	109-257	.424	45-78	.577	291	9.1
2000-01	15	45-140	.321	36-49	.735	135	9.0
2001-02	37	109-277	.394	74-97	.763	325	8.8
2002-03	28	104-241	.436	81-99	.818	316	11.3
<b>TOTAL</b>	<b>112</b>	<b>368-915</b>	<b>.402</b>	<b>236-323</b>	<b>.731</b>	<b>1067</b>	<b>9.5</b>

HISTORY



**1,065**

**CEDRICK HORDGES**

*\*\* FORWARD, 6-8, 220, MONTGOMERY, ALA.*

SEASON	G	FIELD GOALS	PCT.	FREE THROWS	PCT.	PTS.	AVG.
1978-79	27	211-408	.517	106-167	.635	528	19.6
1979-80	27	223-393	.567	91-158	.576	537	19.9
<b>TOTALS</b>	<b>54</b>	<b>434-801</b>	<b>.542</b>	<b>197-325</b>	<b>.606</b>	<b>1065</b>	<b>19.7</b>




**1,044**

**AARON LUCAS**

*\*\* GUARD, 5-11, 185, COLUMBIA, S.C.*

SEASON	G	FIELD GOALS	PCT.	FREE THROWS	PCT.	PTS.	AVG.
1998-99	29	62-222	.279	18-34	.529	165	5.7
1999-00	28	67-180	.372	40-58	.690	197	7.0
2000-01	29	94-223	.422	86-122	.705	299	10.3
2001-02	37	131-317	.413	77-116	.664	383	10.4
<b>TOTALS</b>	<b>123</b>	<b>354-780</b>	<b>.453</b>	<b>221-330</b>	<b>.670</b>	<b>1044</b>	<b>14.3</b>




**1,044**

**SCOTTI WARD**

*\*\* GUARD, 6-1, 175, VALPARAISO, IND.*

SEASON	G	FIELD GOALS	PCT.	FREE THROWS	PCT.	PTS.	AVG.
1960-61	26	147-381	.386	69-88	.784	375	14.4
1961-62	23	107-268	.399	32-38	.842	247	10.7
1962-63	24	152-387	.393	118-136	.868	422	17.6
<b>TOTALS</b>	<b>73</b>	<b>406-1036</b>	<b>.392</b>	<b>219-262</b>	<b>.836</b>	<b>1044</b>	<b>14.3</b>




**1,040**

**DARRYL MARTIN**

*\*\* FORWARD/CENTER, 6-7, 200, COLUMBIA, S.C.*

SEASON	G	FIELD GOALS	PCT.	FREE THROWS	PCT.	PTS.	AVG.
1985-86	28	118-255	.463	78-100	.780	314	11.2
1986-87	29	161-271	.557	92-125	.736	394	13.6
1987-88	29	136-259	.525	60-76	.789	332	11.4
<b>TOTALS</b>	<b>86</b>	<b>405-785</b>	<b>.516</b>	<b>230-301</b>	<b>.764</b>	<b>1040</b>	<b>12.1</b>



**1,027**

**JACK GILLOON**

*\*\* GUARD, 6-0, 160, WEST NEW YORK, N.J.*

SEASON	G	FIELD GOALS	PCT.	FREE THROWS	PCT.	PTS.	AVG.
1974-75	28	76-227	.335	41-57	.719	193	6.9
1975-76	24	85-199	.427	49-64	.766	219	9.1
1976-77	26	100-253	.395	51-72	.708	251	9.7
1977-78	27	138-300	.460	88-116	.759	364	13.5
<b>TOTALS</b>	<b>105</b>	<b>399-979</b>	<b>.408</b>	<b>229-309</b>	<b>.741</b>	<b>1027</b>	<b>9.8</b>



# BASKETBALL



## 1,013

## DOMINIQUE ARCHIE

•• FORWARD, 6-7, 216, AUGUSTA, GA.

SEASON	G	FIELD GOALS	PCT.	FREE THROWS	PCT.	PTS.	AVG.
2006-07	30	104-191	.544	46-70	.657	265	8.8
2007-08	32	131-266	.492	53-79	.671	339	10.6
2008-09	31	125-246	.508	66-104	.635	337	10.9
2009-10	5	24-45	.533	18-22	.818	72	14.4
<b>TOTAL</b>	<b>98</b>	<b>384-748</b>	<b>.513</b>	<b>183-275</b>	<b>.665</b>	<b>1,013</b>	<b>10.3</b>

HISTORY



# BASKETBALL

GAMECOCK HISTORY

HISTORY


## 1,000 REBOUND CLUB



### 1,159 LEE COLLINS

*\*\* CENTER, 6-6, LANCASTER, S.C.*


SEASON	G	REBOUNDS	AVG.
1952-53	17	51	3.0
1953-54	26	270	10.3
1954-55	27	434	16.1
1955-56	23	404	17.6
<b>TOTALS</b>	<b>93</b>	<b>1159</b>	<b>12.5</b>



### 1,116 TOM OWENS

*\*\* FORWARD, 6-10, 223, THE BRONX, N.Y.*

SEASON	G	REBOUNDS	AVG.
1968-69	28	363	13.0
1969-70	28	393	14.0
1970-71	28	360	12.9
<b>TOTALS</b>	<b>84</b>	<b>1116</b>	<b>13.3</b>



### 1,064 ALEX ENGLISH

*\*\* FORWARD, 6-8, 190, COLUMBIA, S.C.*


SEASON	G	REBOUNDS	AVG.
1972-73	29	306	10.6
1973-74	27	237	8.8
1974-75	28	244	8.7
1975-76	27	277	10.3
<b>TOTALS</b>	<b>111</b>	<b>1064</b>	<b>9.6</b>



### 1,001 JOE SMITH

*\*\* FORWARD, 6-3, 185, LYMAN, S.C.*


SEASON	G	REBOUNDS	AVG.
1951-52	21	106	4.8
1952-53	24	310	12.9
1953-54	26	306	11.5
1954-55	29	279	10.7
<b>TOTALS</b>	<b>97</b>	<b>1001</b>	<b>10.3</b>



### 1,000 JIMMY FOSTER

*\*\* FORWARD, 6-8, 220, GREENVILLE, S.C.*

SEASON	G	REBOUNDS	AVG.
1980-81	27	296	11.0
1981-82	20	166	8.3
1982-83	31	275	8.9
1983-84	28	263	9.4
<b>TOTALS</b>	<b>106</b>	<b>1000</b>	<b>9.4</b>



Tom Owens collected 1,116 rebounds during his time as a Gamecock.



## BASKETBALL


# ALL-TIME COACHES



**Neil Dougherty**




**Walt Hambrick**



**Ray Jones**




**Dwane Morrison**



**Dave Odom**



**Eddie Payne**



**Tubby Smith**



**Bob Stevens**



**Don Walsh**



**Darrin Horn**

## A

Anderson, Dick (Head 1946)

## B

Berry, Neil (Graduate Assistant 2009, Assistant 2010)  
Blackburn, John (Assistant 1941)  
Black, Jimmy (Assistant 1991)  
Blatt, Greg (Assistant 1976-78)  
Bocock, Branch (Head 1925-27)  
Boynnton, Mike Jr. (Assistant 2009-present)  
Brown, J.H. (Head 1909)  
Bunton, Cyphus (Assistant 2009-2010)

## C

Callahan, Rick (Assistant 1994-2001)  
Cherry, Scott (Assistant 2009)  
Cooper, John (Assistant 1996-2001)  
Crawford, Jack (Head 1923-24)  
Cremins, Bobby (Assistant 1974-75; Graduate Assistant 1973)

## D

Driver, James (Head 1912-13)  
Dooley, Joe (Assistant 1991; Graduate Assistant 1989-90)  
Dougherty, Neil (Assistant 1994-95)  
Duckett, Rick (Assistant 1986, 2002-2008)

## E

Ellerbe, Brian (Assistant 1990)  
Enright, Rex (Head 1943)

## F

Farrell, Charles (Head 1916)  
Felton, George (Head 1987-91)  
Findley, Henry (Head 1944)  
Fogler, Eddie (Head 1994-2001)  
Foster, Bill (Head 1981-86)  
Foster, Dixon (Head 1917-20)  
Freeman, James A. (Buck) (Assistant 1965-73; Freshman 1965-68; Consultant 1974)

## G

Greiner, Mark (Assistant 1987)

## H

Hambrick, Walt (Head 1959; Assistant 1956-58, 61; Freshman 1956-58)  
Henderson, Charlie (Assistant 1975-80; Graduate Assistant 1974-75)  
Hill, L.W. (Head 1915)  
Holland, James (Assistant 1992-93)  
Horn, Darrin (Head 2008-present)

## J

Jobe, Ben (Assistant 1974-78)  
Johnson, Frank (Head 1941-43; 46-58)  
Jones, Ray (Assistant 1981-86)  
Joyce, Kevin (Assistant 1979-80; Volunteer 1978)

## K

Kanaskie, Kurt (Assistant 1981-85)

## L

Lane, Brian (Assistant 1993)  
Laval, Billy (Head 1933)  
Lebo, Jeff (Assistant 1994-98)  
Loving, Bill (Assistant 1968-73)

## M

McGuire, Frank (Head 1965-80)  
McMillan, Johnnie (Head 1945)  
Metzger, Sol (Head 1921)  
Monk, Danny (Assistant 1979-80)  
Morris, Craig (Assistant 1992-93)  
Morrison, Dwane (Assistant 1963-64; Head 1964; Freshman 1963-64)

## N

Nestor, Ernie (Assistant 2002-03)  
Newton, Steve (Head 1992-93)  
Noe, Chuck (Head 1963-64)  
Norman, A.W. (Rock) (Head 1929-32; 34-35)

## O

Odom, Dave (Head 2001-2008)

## P

Payne, Eddie (Assistant 1987-89; Associate Head 1990-91)  
Petoskey, Ted (Head 1936-40)  
Potosnak, Ken (Assistant 2005-2008)

## R

Radebaugh, Barclay (Assistant 1999-2001)  
Rigot, Scott (Graduate Assistant 1987; Assistant 1988-90)  
Rosemond, Ken (Assistant 1959; Freshman 1959)

## S

Sanderson, Barry (Assistant 2001-2008)  
Scofield, F.E. (Head 1910)  
Sims, Lana (Head 1922)  
Smith, Orlando "Tubby" (Assistant 1987-89)  
Stauffer, Gordon (Assistant 1960-62; Freshman 1960-62)  
Steinwedel, Steve (Assistant 1981-85)  
Stevens, Bob (Head 1960-62)  
Stewart, Dick (Assistant 1986)  
Stibler, Ken (Assistant 1965)  
Stoney, A. Burnet (Head 1928)  
Stokes, Ricky (Assistant 2003-2005)

## V

Vernau, Bill (Student Assistant 1990; Graduate Assistant 1991-92)

## W

Walsh, Don (Assistant 1966-75; Associate Head 1976-77)  
Wenzel, Bob (Assistant 1981)






# BASKETBALL

## LETTERMEN

	YEARS	GAMES	POINTS
<b>A</b>			
Abboushi, Chris	1987	21	21
Abrams, Hollins	1923-24	27	10
Adair, Bryant	1931-32	18	36
Adams, Al	1947-48	47	483
Adams	1920		
Ahern, D.J.	1944	11	23
Allen, Gus	1919	9	2
Anderson, Dick	1940-41	36	82
Anderson, Lee	1957-58	6	2
Anderson, William	1916		
Alexander, Gene	1938-39-40	60	296
Archie, Dominique	2007-08-09-10	98	1,013
Ary, T.S.	1944	15	216
Atkins, Henry	1980-81	14	9
Augustus, Golie	1975-76-77-78	88	517
Aydlett, Rick	1970-71-72	84	652



Mike Boynton Jr.

<b>B</b>			
Baggott, Bob	1944	14	176
Baker, Dick	1923	10	0
Balkman, Renaldo	2004-05-06	104	771
Baniulis, Evaldas	2007-08-09-10	115	528
Barrett, Dave	1962	17	40
Beall, Ted	1918	13	0
Bedenbaugh, C.E.	1930-31	28	83
Berstein, Russ	1944	1	0
Bessoir, Billy	1981	23	47
Best, Mickey	1951-52	47	431
Boineau, Ed	1931	8	32
Boling, C.M.	1909		
Bolo, Eugene	1946	16	21
Bolt, Wade	1909-10	3	4
Bostick, Andy	1994-95	55	682
Boswell, Tom	1975	27	446
Bowen, R.L.	1915-16-17-18	45	478
Boynton, Mike, Jr.	2001-02-03-04	125	541
Bradley, Jamel	1999-00-01-02	121	1108
Brantley, Tom	1931	9	33
Breckenridge, John	1986-87-88-89	48	66
Brittain, Mike	1982-83-84-85	109	864
Brogdon, Henry	1942-43	29	134
Brooker, F	1914-16	22	108
Brown, Kerbrell	2003-04	60	483
Burkholder, Lynwood	1965-66-67	55	180
Burns	1915	8	6
Bynum, Terry	1993	26	159

<b>C</b>			
Cadray, Jo Jo	2000-01	9	5
Callahan, Mike	1958-59-60	74	963
Cantore, Phil	1943-44-47-48	74	531
Cantey, Willis	1936-37	19	22
Carlisle, Arthur	1996-97	49	151
Carnevale, Corkey	1968-69-70	39	30
Carter, Mitchell	2007-08-09	34	27
Carver, Bob	1970-71-72	82	494
Cauthen, Jimmy	1957		
Chambers, David	2007	5	0
Chandler, Walter	1927-28-29	47	168
Chappell, John	2002-03-04-05	76	75
Clark, L.N. (Monk)	1926-27-28	45	222
Clauson, George	1951-52	32	50
Clements, Jim	1973-74	20	20
Clemmons, Calvin	2000-01	38	118
Coleman, Randy	1951-52	19	33
Coleman, W.A. (Red)	1949-50	50	152
Collins, Jimmy	1962-63-64	62	648
Collins, Lee	1953-54-55-56	92	1250
Collins, Ronnie	1962-63-64	74	1256
Collins, Tom	1954	9	22
Connaughton, Mark	1977-78-79-80	65	109
Conrad, Branden	2008-09	22	48
Craig, Larry	1936	7	2
Craig, Tom	1932-35	24	74
Crain, Dean	1956-57	17	48
Crawford, John	1937	18	47
Cremins, Bobby	1968-69-70	77	589
Cribb, Keith	1949	21	41
Cox, Don	1950-51-52	70	627
Cox, Tommy	1973-74	35	42
Crockett	1919		
Cronin, Bud	1960-61-62	79	624


<b>D</b>			
Daly, Ned	1944	15	31
Danner, H.E.	1912-13-14-15	24	28
Darmody, Kevin	1980-81-82-83	109	663
Davis, Herbert Lee	1997-98-99-00	122	745
Davis, Larry	1996-97	63	1068
Davis, Nate	1974-75-76-77	108	1345
Day, Wayne	2005-06-07-08	107	507
DeVaughn, J.R.	1931	15	32
Devlin, T.P.	1929	5	2
Dial, Larry	1958-59-60	47	161
Dillingham, Charles	1909		
DiRuggeris, Eddie	1976	19	34
Donelan, Bill	1929	3	2
Douglas, Jack	1931-32	6	0
Downey, Devan	2008-09-10	94	1,901
Doyle, Mike	1977-78-79-80	107	1360
Dozier, Perry	1986-87-88	66	168
Dozier, Terry	1986-87-88-89	104	1445
Dunham, Earl	1941-42-43	53	191
Dunleavy, Kevin	1978-79-80-81	97	222
Dunleavy, Mike	1973-74-75-76	111	1586
DuPre, Buck	1939-40	30	78
DuPre, John (Munch)	1930-31-32	50	208
Durham, Burl (Lit)	1937		
Durham, Earl (Big)	1937		

<b>E</b>			
Edwards, Forrest	1940	9	23
Edwards, Jim	1955		
Eggers, Stefan	1990-91-92	64	130
Eidson, Chuck	2000-01-02-03	112	1067
Ekimoff, Len	1947-48-50	76	164
Eleazer, Holmes	1938-39-40	49	67
English, Alex	1973-74-75-76	111	1972
English, Jo Jo	1989-90-91-92	115	1439
Esterhay, Nick	1947	25	32
Evans, Carey	1991-92	16	4
Everett, Sheldon	2003-04	19	10

<b>F</b>			
Fair, Henry	1919	9	2
Fair, Heine	1926-27-28	52	394
Fannin, Benny	1955-56	44	420
Farr, Ed	1931	1	0
Farr, Jim	1926-27-28	39	120
Farrell, Charlie	1914-15-16	28	57
Farrell, Charlie	1965-66	36	90
Farell, Tom	1967	14	79
Fayonski, Harry	1921	13	14
Felter, Bob	1967	15	47
Felton, George	1974-75	5	0
Fennell, Jack	1936	12	21
Fitzmaurice, B.	1912	3	0
Fitzmaurice, George	1916	3	0



# BASKETBALL



**Michael Foster**

Floyd, Buck	1923	10	4
Fox, Jim	1964-65	36	456
Foote, Warren	1946	20	142
Formanek, George	1994-95-96-98	71	96
Foster, Jimmy	1981-82-83-84	106	1745
Foster, Michael	1984-85-86-87	110	1192
Foy, Z.L.	1918-19-20-21	51	184
Franklin, Waide	1993	25	159
Frantz, Bob	1958-59-60	66	379
Fredrick, Zam	1978-79-80-81	101	1383
Fredrick, Zam III	2008-09	63	954
Freeman, Harry	1931	14	47

## G

Gainey, Jim	1952-53	24	106
Gallman, William	1996-97-98-99	117	734
Galloway, Ramon	2010	31	243
Gasque, John	1922-23-24	42	124
Gause, Bill	1976-77	32	53
Gerald, Jarod	2003	25	9
Giles, Bobby	1943-46-47	58	214
Gilloon, Jack	1975-76-77-78	105	1027

Glover, Michael	1988-89-90-91	112	468
Gobbi, Kevin	1987	1	2
Godfrey, Wayne	1957-58	8	22
Goldsmith, Paul	1954	26	94
Gonner, Josh	2004-05	64	658
Goodroe, Don	1957	22	93
Gooding, Hank	1934-35	42	160
Gorgrant, Bob	1966-67	28	52
Gorsage, John	1963-64-65	61	136
Gould, Terry	1987-88	58	265
Grabenstetter, Max	1961	16	32
Granger, Joe	1956	10	9
Grant, Antonio	1998-99-00-01	119	822
Gray, Chad	2007-08	33	68
Graziano, Jimmy	1977-78-79-80	89	750
Green, Sydney	1928-29	10	2
Greene, Norm	1993-94	37	73
Greenfield, A.M.	1912	3	0
Gregor, Gary	1965, 1967-68	54	843
Greiner, Mark	1973-74-75-76	99	278
Grevey, Bryan	1976-77	27	35
Grich, Rich	1963-64	29	39
Grimes, Billy	1970-72	16	10

## H

Hall, Emmett	1993-94	55	821
Halsall, Walter (Mouse)	1943	2	0
Hamer, J.D.	1910	1	0
Hampton, Frank	1919		
Hanahan, M.L.	1912-13-14	15	52
Haney, Bob	1961-62-63	73	449
Harlicka, Jules (Skip)	1966-67-68	69	1209
Hart, George	1934	21	23
Hartry, Melvin	1992	10	18
Harty, Steve	1978-79	32	36
Hatchell, A.B.	1929-30	13	8
Hawthorne, Jimmy	1982-83-84-85	113	792
Henderson, Dana	1933-34-35	60	748
Henderson, Oscar	1909		
Henson, Lucian	1937-38	19	30
Hilton, Karlton	1977-78	54	442
Hofferth, Tom	1952-53-54-55	101	943
Hoffman, Kevin	1987-88	10	10
Hoffman, Richie	1957-58	53	493
Holcombe, Buster	1926-27-28	38	375
Holland, Steve	1986	32	85
Holman, Marion	1931		
Holmes, Kenny	1981-82-83	87	834
Holmes, Michael	2008-09	61	590
Hordges, Cedrick	1979-80	54	1065
Horne, Bob	1981	7	8
Hoskins, Shannon	1993	21	86
House, Howard (Joe)	1945	24	222
Howell, Ivan	2000-02-03-04	56	109
Howell, Rolando	2001-02-03-04	102	970
Hudson, Bury	1959-60	43	208

Hudson, John	1988-89	59	837
Hudson, Walt	1959-60	62	442
Hufford, Jack	1953-54-55	70	545
Hughey, Curran	1930-31-32	39	38
Hutto, Tom	1937-38-39	58	515
Hymson, Junie	1939-40-41	62	260

## I

Ignjatovic, Obrad	1990-91-93	56	85
-------------------	------------	----	----

## J

Jackson, J.B.	1909	2	2
Jackson, Lakeem	2010	31	224
James, Bernard	1935-36-37	58	301
James, Keith	1985-86	56	652
Jasciewicz, Alex	1924	8	0
Jayroe, Perry	1909-10	3	8
Jefferson, Johnndre	2010	31	73
Jergenson, Brad	1981-82-83-84	115	945
Johnson, Bob	1935-36-37	18	102
Johnson, Leonard "Bud"	1996-97-98-99	122	466
Johnson, Ronnie	1959-60-61	62	644
Joneliunas, Paulius	2004	13	8
Jones, Jack	1945		
Jordan, Butch	1964	13	4
Joyce, Kevin	1971-72-73	81	1400

## K

Kanan, Leonard	1940	18	71
Kanuck, George	1938-39	39	60
Kelley, Tre'	2004-05-06-07	134	1488
Kendall, Duane	1982-83-85-86	108	632
Kickey, Al (Skip)	1966-67-68	43	111
Killingsworth, Bob	1931-32-33	27	57
Kinard, C.C.	1909-10	1	0
Kinloch, Damien	1999-00	60	188
Kinsey, Tarence	2003-04-05-6	123	1204
Kitchens, Estes	1948	32	48
Kitchings, Tony	2000-01-02-03	121	969
Kite, Shirley (Red)	1945	17	31
Klitenic, Stu	1974-75-76-77	73	188
Knight, J. Arthur	1910-11		
Konare, Issa	2002	17	17
Konate, Osumane	2006	13	14
Kraft, Travis	2000-01	29	106

## L

Laird, Joe	1961	19	5
Lamar, Billy	1926-27-28	21	32
Land, Jon	2002-04-05	24	12
Latorre, John (Lip)	1951	3	6
Laurie, Vic	1933-34-35	56	245

HISTORY



# BASKETBALL

ALL-STATE

HISTORY

Leighton, B.	1944	9	8
Lentz, Fred	1957-58-59	70	414
Leso, Chris	1990-91-92-93	116	592
Lewis, Derrick	1985	19	56
Lillard, Bud	1929-30	25	71
Lillard, Joe	1924-25	32	222
Lillis, Ed	1923	10	4
Lipscomb, Guy	1936-37-38	48	263
Lofdahl, Lannie	1940-41-42	51	344
Long, J.C.	1924	11	1
Loper	1944	9	21
Lovelace, Earl	1965-66-67	57	273
Lucanski, Terry	1962-63-64	55	179
Lucas, Aaron	1999-00-01-02	123	1044
Luigs, Fred	1958-59-60	61	200
Lyon, Jack	1936	12	25
Lytte, Fred	1941-47	40	246

## M

Mallis, Phil	1945-46	41	170
Manning, Barry	1988-89-91-92	121	1231
Manning, Casey	1971-72-73	62	150
Martin, Darryl	1986-87-88	86	1040
Martin, Hank	1968-69	21	15
Martin, Harold	1982-83-84-85	112	673
Martin, Henry	1943-47-48-49	89	1082
Martin, John	1916-17-18	37	244
Mathews, Donnie	1994	26	99
Mathias, Bob	1973-74-75-76	104	564
Mayes, Matt	1984	23	51
McCoy, Bobby	1956-57	51	544
McCreight, Bob	1939	19	28
McDowell, Stephen	2005-06	54	93
McKie, BJ	1996-97-98-99	123	2119
McKoy, Troy	1989-90-92-93	90	611
McMurray	1909-10		
McNair, Bob	1942	3	0
McSwain, Billy	1923-24-25	39	22
Means, J.W.	1917-18	27	38
Meeks, Bryant	1946	17	19
Mitchell, Reddy	1936	15	105
Morrison, Dwane	1951-52	49	829
Morrison, Marucus	2003	20	42
Mortimer, Jim	1945	21	67
Mote, Kelly	1943	18	68
Mousa, Rick	1972-73-74	37	65
Moye, Linwood	1985-86	56	838
Muldrow, Sam	2008-09-10	80	521
Munn, Al	1950	21	100

## N

Nastopoulos, Chris	1981	14	4
Neeley, Jack	1953-55	35	192

Neilson, Dave	1955-56	29	128
Nerbun, J.P.	2006	0	5
Nevergold, Ed	1932-33-34	44	104
Newton	1916	7	22
Nisbet, Burt	1944	2	12
Nix, Recus	1998-99	50	95
Nolan, H.E.	1927-28-30	15	39

## O

Orr, Burt	1942	9	14
Ouzts, K.K.	1934	7	5
Overton, Bill	1937	2	0
Owens, Charlie	1939	21	27
Owens, Tom	1969-70-71	84	1325

## P


Palacios, Keving	2006	17	22
Parone, Harry	1949	21	93
Peacock, Gerald	1981-82-83	81	524
Pericola, Ray (Cookie)	1957-58-59	77	1104
Perkins, Marshall	1956	16	69
Perry, Gerald	1984	24	66
Peterson, Bob	1954	15	35
Peterson, Ed	1972	19	82
Peterson, Johnnie	1951-52-53	72	938
Petravicius, Marius	2000-01-02-03	106	782
Petty, Archie	1938-39	43	100
Philbin, Nick	1945-46	44	144
Pizza, Billy	1946	19	80
Podell, Jim	1962	24	127
Poole, J.E.	1912-13-14	8	58
Popovic, Bojan	1990-91-92	79	429
Porter, Russell	1955-56	18	33
Powell, Carlos	2002-03-04-05	132	1541
Powell, Roy	1932-33-34	21	32
Powell, Dennis	1969-70-71	23	7
Powell, Eddie	1968	16	8
Powell, Jimmy	1970-71-72	23	15
Prater, Dickie	1958-59	35	372
Preston, Woody	1955	27	406
Prevoznik, Dave	1961	23	58
Prezioso, Chuck	1950	22	193
Price, Brent	1988-89	59	743
Pritchard, Ed	1928-29-30	41	64

## Q

Quattlebaum, Squash	1919-20	25	46
Quick, Melvin	1959	27	117
Quinn, Walter (Monk)	1951-52	24	31

## R

Rabinowitz, Mervin	1954	20	54
Raby, Red	1932-33	1	0
Raley-Ross, Brandis	2007-08-09-10	115	853
Rebhan, Bob	1961-62	26	34
Rector, V.J.	1909		
Reed, Jack	1952	7	8
Reeves, H.S.	1913-14	15	28
Rembert, Dave	1928-29-30	37	220
Reynolds, Kenny	1977-78-79-80	101	538
Rhea, James	1912-13	6	55
Rhett, Joe	1989-90-91-92	101	1142
Ribock, John	1969-70-71	84	456
Rich, Carey	1993-94-95		422
Richards, Peter	1931-32	22	45
Richardson, Sol	1955-56	24	43
Riddle, Furman	1943	19	173
Riker, Tom	1970-71-72	85	1343
Robinson, Bobby	1960-61-62	79	781



Carlos Powell




# BASKETBALL

Robinson, Jim	1945	23	249
Roche, John	1969-70-71	85	1910
Rogers, Bill	1925-26-27	47	345
Rogers, John (Jeep)	1942	19	70
Roskie, Ken	1941-42	30	83
Ross, David	1998-99-00-01	103	330
Roulston, Jeff	1989-90-91-92	116	876
Rouse, Hagen	1997-98-99	76	128
Rowland, John	1933-34-35	53	111
Russell, Malik	1995-96	57	472

## S

Salvadori, Al	1965-66-67	69	773
Sam, Joe	1944	15	195
Sanders, C.M.	1909		
Sanderson, Scott	1981-82-83-84	114	271
Schroeder, John	1964-65-66	69	307
Schumpert	1925-26	3	2
Schwartz, Michael	1980	6	2
Scott, Derrick	1980	20	57
Seideman, S.S. (Si)	1925-26-27	45	76
Seymour, Robert	1918	13	0
Shaw, Tony	1985-86-87-88	87	682
Sheldon, Bryce	2006-07	67	424
Sherwood, Chuck	1974-75-76-77	55	125



Bryce Sheldon

Simpson, Bill	1936-37-38	36	129
Simpson, J.B.	1944	10	18
Sims, Lana	1915-16-17-19	40	26
Singleton, Dick	1921	13	12
Skidmore, Earl	1935	7	6
Skinner, Rube	1919-20	25	204
Slaughter, Jim	1948-49-50-51	91	1521
Small, Terry	1981-82-83	24	36
Smejkal, Art	1953-55-56	61	357
Smith, Bill	1949-50	34	67
Smith, J.L. (Buck)	1931-32-33	35	45
Smith, Joe	1952-53-54-55	97	1251
Smith, Reggie	1987-88	32	55
Smith, Sam	1955-56	27	54
Snoddy, Fred	1942-43-47	36	156
Sokol, Charley	1945	23	286
Sparkman, Thornton	1921-22	34	353
Spencer, Gene	1968-69-70	39	67
Spinella, Stephen	2010	29	39
Spotts, Al	1953-54	15	16
Stack, Ryan	1995-96-97-98	120	781
Standard, Frank	1966-67-68	67	923
Stasica, Stan	1942	21	212
Steed, Austin	2008-09-10	67	221
Stephens, J.B.	1921	13	15
Stewart, Mark	1915	8	2
Stierle, Tom	1984-85-86	49	78
Stoddard, Hugh	1928	1	0
Stoney, A. Burnet	1912-13-14	15	41
Strickland, Jim	1979-80	45	437
Strickland, Vernia	1982	26	88
Swartz	1930	15	49
Swink, Marion	1924-25-26	43	171
Swink, W.M. (Red)	1926	2	0
Sykes, Eric	1989-90	34	279
Szakacsi, John (Cy)	1947-48-49	59	525

## T

Talley, Andrew	1915-16-17	30	110
Talus, Werner	1946-47-48	59	227
Tarbell, Ken	1946	17	89
Tarlot, Tommy	1954	14	40
Taylor, Goodwyn	1935-36-37	55	186
Taylor, Greg	2001-02	25	25
Taylor, Walter	1934-35	28	34
Terry, Tommy	1968-69-70	32	24
Thomas, Henry	1940-41	9	10
Thomas, James	1938		
Thompkins, Bennie	1933-34	38	287
Thompkins, Freddie	1933-34	32	509
Thompson, Harris	1919		
Thompson, Jack	1966-67-68	63	686
Thompson, Ty	1982-83	18	30
Thompson, W.W.	1922	19	34
Thornton, Richard	1946	1	2

Thornton, Tarone	1985	28	160
Thrash, Pat	1943	16	41
Thrasher, Bill	1945	23	79
Tisby, Antonie	2005	62	376
Tomlin, George	1934-35	2	0
Traylor, Danny	1971-72-73	82	830
Trehwella, Harold	1946	19	71
Trehwella, Steve	1945-46-48	69	461
Trice, Rocky	2005-06	70	451
Troutman, Chris	1983-84-85-86	45	74
Truitt, Billy	1975-76	47	139
Turner, Ken	1945	23	31
Twayman, Jay	1979	10	15

## U

Unsel, William	1995	27	206
----------------	------	----	-----

## V

Vacca, Charlie	1968-69	28	52
Van Elswyk, Peter	1994-95	55	277
Vassy, J.C.	1909-10	3	18
Vaughan, Josh	1918-20-21-22	61	74
Vernau, Bill	1986-87-88-89	76	161

## W

Waite, Alex	1920-21-22-23	58	30
Waite, Clayton	1990	10	23
Wallace, Brandon	2004-05-06-07	135	899
Wallace, Chisolm	1920-21-22-23	58	160
Wallace, George	1944	14	53
Wallace, Grady	1956-57	52	1456
Walsh	1931		
Walsh, Billy	1969	27	343
Walsh, Jimmy	1973-74-75	60	45
Ward, E.	1944	11	23
Ward, Scotti	1961-62-63	73	1044
Waring, Clark	1917-18-19	46	432
Waring, Robert	1914-15	18	2
Warren, Chris	2002-03	58	361
Warren, L.W.	1909	2	2
Warren, Phil	1944	10	20
Washington, Allen	1983	6	3
Watson, Herbert	1931-32	27	94
Watson, Jamie	1991-92-93-94	115	1295
Watson, Melvin	1995-96-97-98	119	1424
Wejnert, Rich	1978	41	53
Westmoreland, Preston	1940-41-42	63	847
Weston, William (Bully)	1917-18-19	36	130
Whisnant, Art	1960-61-62	79	1505
White, J.H.	1910	1	6
White, Jerry	1964	20	46
White, Lou	1927-28-29	58	408



# BASKETBALL

GAMECOCK HISTORY

Wilbourne, Nate	1996-97	59	476
Wilder, Robert	2008-09-10	48	13
Williams, Durrant	1994	25	127
Wilson, Edmond	1991-92-93	69	320
Williams, LeRon	1998	25	258
Wimbush, Tom	1979-80	52	356
Windus, Mike	1927-28-29	51	163
Wingate, Shawn	1995	13	10
Winter	1919		
Winters, Brian	1972-73-74	82	1079
Wise, C.E. (Buster)	1925-26-27	34	103
Wise, Jack	1952	18	85
Wolf, Grayson	1932-33-34	30	190
Wolf, Harry	1929	12	17
Wolfe, Oliver	1937-38-39	66	301
Womack, Larry	1966-67	27	41
Wright, Jack	1923-24-25	41	378

## Y

Yarbrough, Bill	1962-63-64	68	583
-----------------	------------	----	-----



Melvin Watson



# BASKETBALL

## NCAA TOURNAMENT HISTORY

# 1971

### ACC Champions

### First Gamecock Squad To Make The Show

After surviving the pressure cooker of winning the Atlantic Coast Conference Tournament, the 1970-71 Gamecocks had fought their way to the school's first NCAA Tournament appearance. With a 23-4 mark and an ACC title under its belt, USC went on to the Eastern Regionals as one of 16 teams in the show.

The Gamecocks had high hopes entering the regional, but saw their NCAA title smashed as undefeated and third-ranked Pennsylvania rallied from one down at halftime to decision Carolina, 79-64. The Quakers used an old South Carolina tactic: getting an opponent down at hitting at the foul line to prevent any comeback. Pennsylvania took the win after trailing 37-36 at the intermission.

The Gamecocks had earlier rallied from five behind to go three points up on the Quakers, but Pennsylvania's outside shooting over the ACC Champions' zone kept them close until the intermission.

The lead swapped hands several times early in the final half until hot-shooting Jim Morse of Penn put the Quakers ahead to stay and they then began to play for the good shot. The trailing Gamecocks had to go after them defensively and Pennsylvania was phenomenal at the free throw line, hitting 26 straight from the stripe to put the game farther and farther out of reach.

Tom Owens' 16 points and 10 rebounds represented the top individual effort, as the hounded John Roche was held to 14 tallies. Tom Riker got 10 points despite getting in foul trouble early to be the only other USC performer in double figures.

In the anti-climactic Regional consolation game, junior Tom Riker got a future-brightening 39 points, but the Gamecocks lost a 100-90 run-and-gun battle with Fordham. Carolina ran up a six-point halftime edge, then watched the cat-quick Rams put four players over the 20-point mark in coming back for the win.

Riker had a fine afternoon, going over, around and through the smaller Fordham quintet to can 18 of 26 field-goal attempts in his best scoring exhibition of the season. It was all for naught as the Rams hit from outside and scored on fast breaks to spoil Carolina's season finale. Bolstering Riker's sterling effort, Kevin Joyce finished the game with 18 points and Rick Aydtlett threw in 10 as the Gamecocks ended the year with a 23-6 record and their third-straight 20-win campaign under Head Coach Frank McGuire.

### Pennsylvania 79, South Carolina 64 March 18, 1971 — Raleigh, N.C. • NCAA East Regional Semifinal


SOUTH CAROLINA	FG-AT	FT-AT	RB.	PF	PTS.	AS	TO	MIN
Aydlett f	3-5	2-2	3	5	8	1	2	24
Owens f	6-14	4-7	10	2	16	1	5	39
Riker f	3-15	4-4	9	2	10	0	2	20
Roche g	5-18	4-5	5	2	14	6	4	39
Carver g	2-5	0-0	1	1	4	0	0	13
Ribock	1-2	0-1	3	5	2	0	0	20
Joyce	3-8	2-2	9	4	8	1	2	30
Traylor	1-2	0-0	3	1	2	0	0	12
Manning	0-0	0-0	1	0	0	0	0	1
J. Powell	0-0	0-0	0	0	0	0	0	1
D. Powell	0-0	0-0	0	0	0	0	0	1
Team Rebounds (Included in Totals)			3					
<b>TEAM TOTALS</b>	<b>24-69</b>	<b>16-21</b>	<b>47</b>	<b>22</b>	<b>64</b>	<b>9</b>	<b>15</b>	<b>200</b>

PENNSYLVANIA	FG-AT	FT-AT	RB.	PF	PTS.	AS	TO	MIN
Morse f	10-18	8-10	5		28	0	2	39
Calhoun f	3-8	4-4	7	3	10	1	1	39
Wolf c	1-2	4-4	10	4	6	1	1	29
Wohl g	5-15	10-11	3	3	20	2	4	39
Bilski g	3-8	2-2	1	1	8	1	3	16
Hankinson	2-6	2-2	7	1	6	0	1	23
Littlepage	0-0	0-0	3	2	0	0	0	11
Koller	0-1	0-0	0	0	0	0	0	1
Cotler	0-0	1-2	0	0	1	0	0	1
Haney	0-0	0-0	0	0	0	0	0	1
Walters	0-0	0-0	0	0	0	0	0	1
Team Rebounds (Included in Totals)			5					
<b>TEAM TOTALS</b>	<b>24-58</b>	<b>31-35</b>	<b>41</b>	<b>17</b>	<b>79</b>	<b>5</b>	<b>12</b>	<b>200</b>

South Carolina	37	27	=	64
Pennsylvania	36	43	=	79

Percentages: Field Goals — USC 34.8%, Penn 41.3%; Free Throws — USC 76.2%, Penn 88.6%. Technical Fouls: None. Officials: Ben Dreith, Harry Wilcoven.

HISTORY



1970-71 - NCAA Tournament Team

Front Row (L-R): John Roche. Back Row (L-R): Assistant Coach Buck Freeman, Assistant Coach Don Walsh, Dennis Powell, Casey Manning, Bob Carver, Kevin Joyce, Tom Owens, Danny Traylor, Tom Riker, John Ribock, Rick Aydtlett, Jimmy Powell, Head Coach Frank McGuire, Assistant Coach Bill Loving, Manger John Morganelli.



# 1972

**Fordham 100, South Carolina 90**  
 March 20, 1971 — Raleigh, N.C. • NCAA East Regional Consolation

FORDHAM	FG-AT	FT-AT	RB.	PF	PTS.	AS	TO	MIN
Yelverton f	11-23	3-3	10	5	25	0	0	39
Charles f	9-24	4-4	10	4	22	1	1	39
Woytowicz c	0-2	1-1	3	2	1	0	0	18
Manior g	9-19	5-5	6	4	23	1	1	39
Burik g	8-14	7-7	2	0	23	1	1	39
Sullivan	2-6	2-2	6	5	6	0	1	21
Pipich	0-0	0-0	0	0	0	0	0	1
Carlesimo	0-0	0-0	0	0	0	0	0	1
Larbes	0-0	0-0	0	0	0	0	0	1
Cian	0-0	0-0	0	0	0	0	0	1
Cambetti	0-0	0-0	0	0	0	0	0	1
<i>Team Rebounds (Included in Totals)</i>			4					
<b>TEAM TOTALS</b>	<b>39-88</b>	<b>22-22</b>	<b>41</b>	<b>20</b>	<b>100</b>	<b>2</b>	<b>7</b>	<b>200</b>

SOUTH CAROLINA	FG-AT	FT-AT	RB.	PF	PTS.	AS	TO	MIN
Owens f	5-11	3-5	13	4	13	1	7	40
Riker c	18-26	3-5	11	2	39	1	5	40
Roche g	2-9	4-6	0	5	8	3	5	37
Carver g	1-3	0-1	3	2	2	3	2	26
Joyce g	5-10	8-8	8	3	18	3	4	40
Aydlett	4-11	2-2	6	3	10	0	2	17
<i>Team Rebounds (Included in Totals)</i>			9					
<b>TEAM TOTALS</b>	<b>35-70</b>	<b>20-27</b>	<b>50</b>	<b>19</b>	<b>90</b>	<b>11</b>	<b>25</b>	<b>200</b>

Fordham	42	58	=	100
South Carolina	48	42	=	90

Percentages: Field Goals — Fordham 44.3%, USC 50.0%; Free Throws — Fordham 100.0%, USC 74.1%. Technical Fouls: None. Officials: Ben Dreith, W.D. "Shorty" Lawson.

## Two In A Row For The Irishman

In their first season out of conference competition in 40 years, the Gamecocks had something to prove in regular season action. After 26 regular-season games, South Carolina was an impressive 23-3 and had given the "Irishman," head coach Frank McGuire, two-straight NCAA Tournament appearances.

In the first round of the tournament and for the right to advance to the NCAA Eastern Regionals, Carolina met up with Temple. The game is still the lowest scoring game in South Carolina NCAA history with Carolina easing out a 53-51 win over the Owls in Williamsburg, Va. Resorting to what became a McGuire trademark in holding the ball for the last shot — which always began with seven seconds on the clock — Carolina called a timeout with :40 remaining and the game tied at 51. After running the time down, Carolina set a screen for its premier shooter, Kevin Joyce, and his top-of-the-key jumper with just a couple ticks remaining on the clock advanced the Gamecocks to the Sweet 16 for the second year in a row.

Carolina survived being outrebounded by the smaller Temple team, 39-30, but outshot the Owls 51.1% to 36.8% from the field. Carolina actually trailed 29-25 at the half before pulling even early in the second stanza and setting up a see-saw battle down the stretch. Tom Riker led all scorers with 23 points and Joyce added 12 and four assists. Danny Traylor led all rebounders with 10 boards while rounding out USC double-figure scoring with 11 points.


The win by Carolina set up a rematch of the 1971 ACC Tournament finals as the Gamecocks met North Carolina in Morgantown, W.Va. for a berth in the quarterfinals. The Tar Heels used a stifling defense and an early lead in crushing South Carolina, 92-69.

North Carolina wasted no time getting on the board, cruising to a 51-32 halftime advantage. South Carolina could get no closer than 15 points in the second half as the Heels had a balanced scoring attack of five players scoring in double figures. The game also featured an exhibition at the free throw line for both teams with North Carolina going 30-of-40 (75.0%) and USC hitting 23-of-30 (76.7%). Leading only two scorers in double figures for Carolina was Joyce, who pumped in 21. Tom Riker added 10 points and 10 rebounds for the Gamecocks.

In the Eastern Regional consolation game two nights later, Carolina would salvage a little pride, using a furious second half rally to crush Villanova, 90-78.

The Gamecocks, down by five at 43-38 at the half, turned up the juices in the second stanza and went on to shoot a blistering 56.7% from the field — still a Carolina NCAA record. Carolina led once again by Riker, who scored 22 of his game-high 36 points in the second half rally.

Also in double figures for Carolina was Joyce, who pumped in 19 points, and Traylor, who finished with 15. Riker also had a game-high 16 rebounds as the Gamecocks finished the season with their fourth-straight 20-win season, going 24-5.



**1971-72**  
**NCAA Tournament Team**

Front Row (L-R): Brian Winters, Danny Traylor, Tom Riker, Kevin Joyce, Rick Aydlett. Back Row (L-R): Jimmy Powell, Rick Mousa, Ed Peterson, Bill Grimes, Bob Carver, Casey Manning



# BASKETBALL

## South Carolina 53, Temple 51 March 11, 1972 — Williamsburg, Va. • NCAA First Round

TEMPLE	FG-AT	FT-AT	RB.	PF	PTS.	AS	TO
Johnson f	7-16	2-4	8	1	16	2	2
Jones f	4-8	1-2	7	2	9	2	1
Newman c	3-13	2-3	5	4	8	0	6
Trudeau g	2-5	1-2	3	0	5	5	4
Kneib g	3-8	3-3	4	1	9	5	1
Collins	1-2	0-0	1	0	2	1	1
Tress	1-5	0-0	3	4	2	0	1
Team Rebounds (Included in Totals)			7				
<b>TEAM TOTALS</b>	<b>21-57</b>	<b>9-14</b>	<b>39</b>	<b>12</b>	<b>51</b>	<b>15</b>	<b>16</b>

SOUTH CAROLINA	FG-AT	FT-AT	RB.	PF	PTS.	AS	TO
Aydlett f	1-6	1-1	1	1	3	3	2
Riker f	9-14	5-8	5	2	23	2	6
Traylor c	5-5	1-3	10	4	11	1	3
Carver g	2-3	0-0	2	1	4	3	2
Joyce g	6-14	0-1	7	1	12	4	4
Mousa	0-0	0-0	0	0	0	0	0
Winters	0-3	0-0	1	2	0	1	0
Team Rebounds (Included in Totals)			4				
<b>TEAM TOTALS</b>	<b>23-45</b>	<b>7-13</b>	<b>30</b>	<b>11</b>	<b>53</b>	<b>16</b>	<b>18</b>

Temple	29	22	=	51
South Carolina	25	28	=	53

Percentages: Field Goals — Temple 36.8%, USC 51.1%; Free Throws — Temple 64.3%, USC 53.8%. Technical Fouls: None. Officials: Phillips, Honzo. Attendance: 6,000.

## North Carolina 92, South Carolina 69 March 16, 1972 — Morgantown, W.Va. • NCAA East Regional Semifinals

NORTH CAROLINA	FG-AT	FT-AT	RB.	PF	PTS.	AS	MIN
Chamberlain f	3-6	4-5	4	1	10	0	25
Wuycik f	4-11	8-10	5	3	16	3	27
McAdoo c	4-14	3-6	13	3	11	3	32
Previs g	5-8	3-4	5	4	13	4	29
Karl g	8-12	2-3	3	4	18	3	23
Huband	2-5	4-4	4	3	8	0	19
Jones	1-3	3-4	9	2	5	2	22
Hite	2-2	0-0	1	0	4	0	6
Johnson	0-1	0-0	2	0	0	2	7
Corson	0-0	0-0	0	2	0	1	5
Chambers	2-3	3-4	1	0	7	1	5
Team Rebounds (Included in Totals)			5				
<b>TEAM TOTALS</b>	<b>31-65</b>	<b>30-40</b>	<b>52</b>	<b>23</b>	<b>92</b>	<b>19</b>	<b>200</b>

SOUTH CAROLINA	FG-AT	FT-AT	RB.	PF	PTS.	AS	MIN
Riker f	4-13	2-4	10	4	10	1	38
Aydlett f	2-4	2-2	4	4	6	0	25
Traylor c	3-6	3-4	2	4	9	0	24
Joyce g	6-18	9-9	7	5	21	1	32
Carver g	2-6	2-2	2	3	6	2	24
Winters	4-11	1-1	3	5	9	0	20
Mousa	1-4	1-4	4	1	3	1	11
Manning	0-3	3-3	2	0	3	0	21
Powell	0-2	0-0	1	0	0	0	3
Grimes	1-1	0-1	1	0	2	0	2
Team Rebounds (Included in Totals)			8				
<b>TEAM TOTALS</b>	<b>23-68</b>	<b>23-30</b>	<b>44</b>	<b>26</b>	<b>69</b>	<b>5</b>	<b>200</b>

North Carolina	51	41	=	92
South Carolina	32	37	=	69

Percentages: Field Goals — UNC 47.7%, USC 33.8%; Free Throws — UNC 75.0%, USC 76.7%. Turnovers: UNC 18, USC 19. Technical Fouls: None. Officials: Jim Bain, W.D. Lawson.

## South Carolina 90, Villanova 78 March 18, 1972 — Morgantown, W.Va. • NCAA East Regional Consolation

VILLANOVA	FG-AT	FT-AT	RB.	PF	PTS.	AS	MIN
Ford f	7-19	5-8	6	4	19	6	40
Siemiontkowski f	11-22	4-5	10	2	26	5	40
Moody c	4-8	1-2	9	4	9	0	33
Ingelsby g	5-12	1-3	6	3	11	1	38
Hastings g	3-5	1-1	5	4	7	3	33
McDowell	2-2	0-0	1	2	4	0	7
Gohl	1-3	0-0	3	1	2	0	7
Daly	0-0	0-0	1	1	0	0	2
Team Rebounds (Included in Totals)			2				
<b>TEAM TOTALS</b>	<b>33-71</b>	<b>12-19</b>	<b>43</b>	<b>21</b>	<b>78</b>	<b>15</b>	<b>200</b>

SOUTH CAROLINA	FG-AT	FT-AT	RB.	PF	PTS.	AS	MIN
Riker f	14-22	8-11	16	1	36	0	40
Aydlett f	2-8	3-3	3	4	7	3	26
Traylor c	7-12	1-6	7	4	15	2	38
Joyce g	6-12	7-8	7	1	19	9	39
Carver g	3-3	3-3	1	2	9	5	33
Winters	1-2	0-0	0	2	2	0	13
Manning	1-1	0-0	0	0	0	0	9
Mousa	0-0	0-0	0	1	0	0	2
Team Rebounds (Included in Totals)			3				
<b>TEAM TOTALS</b>	<b>34-60</b>	<b>22-31</b>	<b>37</b>	<b>15</b>	<b>90</b>	<b>19</b>	<b>200</b>

Villanova	43	35	=	78
South Carolina	38	52	=	90

Percentages: Field Goals — Villanova 46.5%, USC 56.7%; Free Throws — Villanova 63.2%, USC 71.0%. Turnovers: Villanova 9, USC 12. Technical Fouls: None. Officials: W.D. Lawson, Bob Smith.

# 1973

## Gamecocks Make Sweet Sixteen For Third-Straight Season

For the fifth consecutive season, South Carolina had reached the goal of 20 wins in a season and had no problem with accepting its third-straight NCAA Tournament berth. The only difference was that Carolina was asked to play in the Midwestern Regional due to the large number of strong, at-large teams in the East.

In a first round game for the right to advance to those Midwestern Regionals, Carolina met Southwest Conference champion Texas Tech in Wichita, Kan. The Gamecocks broke open a close game late in the contest to win, 78-70, and advance to the Sweet 16 for the third time in as many seasons.

Carolina had as much as an eight point lead — the last being 26-18 — in the first half before Texas Tech went on a 12-4 run to tie the game at 30 at the intermission. The lead then went back and forth with the Red Raiders even holding three leads of five points midway through the final stanza. But down 51-46 with 11:56 to play, Carolina outscored Texas Tech 28-13 to take a 74-64 lead with two minutes left on a Kevin Joyce basket. The Raiders could come no closer than eight points down the stretch.

Joyce led four USC players in double figures with 21 points. Traylor added 16 tallies and 16 rebounds, Alex English had 15 points and 15 boards and Mike Dunleavy added 11 points.

So, it was on to Houston, Tex. and the Midwestern Regional in the Hofheinz Pavilion. But the Gamecocks ran afoul of a hot Memphis State team that was to advance to the NCAA championship game before falling to perennial champion UCLA.

Led by Larry Kenon, who was unstoppable inside, and guard Larry Finch, the Tigers took a 15-point halftime lead. Carolina narrowed it to five points early in the second half, but Memphis State pulled away again to win 90-76.

The Tigers went on a 11-0 run to post a 33-16 lead late in the first half, leading to their 15-point margin at the intermission. The Gamecocks desperately tried to cut into that margin in the second half, and on a Joyce inside jumper, USC had pulled to within 70-65 with 5:22 to play. Then the Memphis State free throw brigade took over as the Tigers hit 10-of-12 shots from the stripe down the stretch to seal the win and send Carolina into the Regional consolation game once again.

All five USC starters notched double-figure games in scoring as English had 19, Joyce 18, Winters 14, Dunleavy 12 and Traylor 10.

This time around in the consolation game, South Carolina faced off against Southwestern Louisiana, a one-point loser to Kansas State in the Regional's first game. After going down by six at the half, Carolina again staged a second-half rally to win, 90-85 and finish the season —for the second year in a row — with a win.

The game was fast paced throughout with both teams combining for 174 shots (94 for S.W. Louisiana, 80 for Carolina) and 114 rebounds (64 for S.W. Louisiana, 50 for Carolina). The Cajuns started out on fire, posting a 23-10 lead halfway through the first half before Carolina outscored S.W. Louisiana 11-5 to end the half for the Gamecocks six-point deficit.

Like the Cajuns in the first half, USC started out quickly in the second stanza, going on a 12-0 run that gave the Gamecocks a 45-41 lead with over 16 minutes to play. The game went back and forth until the Gamecocks went up by seven on two Joyce free throws (3:36 to play) and S.W. Louisiana could come no closer than five points down the stretch.

Five Gamecocks again scored in double figures, led by English's 22 points. Traylor added 16 tallies and 16 boards, Joyce 12 points, Dunleavy 11 and Winters 10 for the Gamecocks, who finished the year at 22-7, the fifth-consecutive 20-win season for Carolina.



# BASKETBALL



1972-73 NCAA Tournament Team

Front Row (L-R): Tommy Cox, Rick Mousa, Danny Traylor, Kevin Joyce, Casey Manning, Brian Winters, Jimmy Walsh. Back Row (L-R): Head Coach Frank McGuire, Mike Dunleavy, Alex English, Bob Mathias, Mark Greiner, Jim Clements, Manager Tommy McGee.

### South Carolina 78, Texas Tech 70 March 10, 1973 — Wichita, Kan. • NCAA First Round

TEXAS TECH	FG-AT	FT-AT	RB.	PF	PTS.	AS	TO	BS	ST	MIN
Johnson	f 2-5	2-2	5	1	6	1	1	0	0	14
Richardson	f 8-11	1-2	6	3	17	0	3	0	2	28
Wakefield	c 6-12	4-4	7	1	16	3	3	0	2	37
Bullock	g 8-18	3-5	7	3	19	1	7	1	1	38
Little	g 3-11	0-0	0	5	6	9	2	0	4	37
Bailey	g 3-5	0-0	0	0	6	1	0	0	0	13
Derkowski	g 0-0	0-0	0	0	0	1	1	0	1	1
Kaberline	g 0-0	0-0	0	1	0	0	1	0	0	3
Mank	g 0-0	0-0	0	0	0	0	0	0	0	1
Moore	g 0-2	0-0	0	2	0	3	2	0	0	29
<i>Team Rebounds (Included in Totals)</i>										
<b>TEAM TOTALS</b>	<b>30-64</b>	<b>10-13</b>	<b>24</b>	<b>16</b>	<b>70</b>	<b>20</b>	<b>20</b>	<b>1</b>	<b>10</b>	<b>200</b>

SOUTH CAROLINA	FG-AT	FT-A	RB.	PF	PTS.	AS	TO	BS	ST	MIN
English	f 7-11	1-1	15	3	15	1	5	3	1	40
Winters	f 4-5	1-1	3	5	9	0	1	0	1	20
Traylor	c 8-13	0-0	16	5	16	2	5	2	1	34
Dunleavy	g 5-10	1-2	1	0	11	2	4	0	1	31
Joyce	g 6-16	7-10	1	2	21	4	3	0	2	40
Mathias	g 0-0	0-0	2	0	0	1	1	0	0	7
Manning	g 1-2	0-0	1	0	2	0	0	0	0	13
Greiner	g 2-3	0-1	4	1	4	0	2	0	1	16
<i>Team Rebounds (Included in Totals)</i>										
<b>TEAM TOTALS</b>	<b>33-60</b>	<b>12-15</b>	<b>43</b>	<b>16</b>	<b>78</b>	<b>10</b>	<b>21</b>	<b>5</b>	<b>7</b>	<b>200</b>

Texas Tech	30	40	=	70
South Carolina	30	84	=	78

Percentages: Field Goals — Texas Tech 46.9%, USC 55.0%; Free Throws — Texas Tech 76.9%, USC 80.0%. Technical Fouls: None. Officials: Winters, Powell. Attendance: 6,389.

### Memphis State 90, South Carolina 76 March 15, 1973 — Houston, Tex. • NCAA Midwest Regional Semifinals

MEMPHIS STATE	FG-AT	FT-AT	RB.	PF	PTS.	AS	TO	BS	ST	MIN
Buiford	f 5-7	0-0	10	4	6	4	2	1	3	28
Robinson	f 5-16	1-4	17	2	11	3	1	0	2	40
Kenon	c 16-30	2-6	20	4	34	4	2	4	1	39
Laurie	g 0-1	6-7	1	4	6	4	2	0	2	28
Finch	g 8-17	9-10	1	4	25	4	4	0	0	37
McKinney	g 0-0	0-0	0	1	0	0	1	0	0	3
Westfall	g 0-1	0-0	0	0	0	0	0	0	0	1
Cook	g 2-5	0-0	0	1	4	1	1	0	0	12
<i>Team Rebounds (Included in Totals)</i>										
<b>TEAM TOTALS</b>	<b>36-77</b>	<b>18-27</b>	<b>60</b>	<b>19</b>	<b>90</b>	<b>13</b>	<b>13</b>	<b>5</b>	<b>8</b>	<b>200</b>

SOUTH CAROLINA	FG-AT	FT-AT	RB.	PF	PTS.	AS	TO	BS	ST	MIN
English	f 9-15	1-1	8	5	19	0	3	0	1	38
Winters	f 5-11	4-4	8	5	14	4	0	1	0	36
Traylor	c 5-12	0-4	6	3	10	1	2	3	0	37
Dunleavy	g 4-10	4-4	0	3	12	1	1	1	3	36
Joyce	g 8-21	2-2	2	2	18	6	5	1	2	39
Walsh	g 0-0	0-0	0	0	0	0	1	0	0	1
Mathias	g 1-1	0-0	1	0	2	0	1	1	0	1
Manning	g 0-0	0-0	0	4	0	0	0	0	1	8
Greiner	g 0-0	0-0	1	0	0	0	0	0	0	4
Cox	g 0-0	1-2	1	0	1	0	0	0	0	1
<i>Team Rebounds (Included in Totals)</i>										
<b>TEAM TOTALS</b>	<b>32-70</b>	<b>12-17</b>	<b>33</b>	<b>22</b>	<b>76</b>	<b>12</b>	<b>13</b>	<b>7</b>	<b>7</b>	<b>200</b>

Memphis State	39	51	=	90
South Carolina	24	52	=	76

Percentages: Field Goals — Memphis St. 46.8%, USC 45.7%; Free Throws — Memphis St. 66.7%, USC 70.6%. Technical Fouls: None. Officials: Hal Grossman, Jim Hernjak. Attendance: 10,060.

HISTORY



## BASKETBALL

South Carolina 90, Southwestern Louisiana 85  
March 17, 1973 — Houston, Tex. NCAA East Regional Consolation

S.W. LOUISIANA	FG-AT	FT-AT	RB.	PF	PTS.	AS	TO	BS	ST	MIN
Saunders f	8-16	3-6	16	3	19	0	4	1	3	34
Fogle f	6-17	0-1	14	2	12	1	2	0	1	26
Ebron c	9-17	2-3	10	5	20	0	2	3	1	32
Lamar g	11-27	0-0	8	4	22	4	5	0	1	40
Bisbano g	1-6	1-2	3	3	3	3	2	0	0	28
Brown	1-3	1-2	2	1	3	0	0	0	0	6
Haney	0-0	0-0	0	1	0	0	0	0	0	3
Wilson	2-5	0-0	4	3	4	0	0	1	2	19
Wright	1-3	0-0	1	1	2	2	0	0	0	12
Team Rebounds (Included in Totals)			6							
<b>TEAM TOTALS</b>	<b>39-94</b>	<b>7-14</b>	<b>64</b>	<b>23</b>	<b>85</b>	<b>10</b>	<b>15</b>	<b>5</b>	<b>8</b>	<b>200</b>

SOUTH CAROLINA	FG-AT	FT-AT	RB.	PF	PTS.	AS	TO	BS	ST	MIN
English f	9-18	4-4	10	3	22	1	4	4	1	33
Winters f	4-12	2-2	3	0	10	6	2	0	4	34
Traylor c	8-15	0-2	16	3	16	3	0	6	1	40
Dunleavy g	4-8	3-4	0	2	11	2	3	1	0	19
Joyce g	1-13	10-13	6	1	12	8	4	0	3	35
Walsh	0-0	0-0	0	0	0	1	1	0	0	2
Mathias	0-0	0-0	1	1	0	0	0	0	0	5
Manning	6-10	1-2	3	1	13	0	0	0	1	21
Greiner	2-2	0-0	2	2	4	0	0	0	0	9
Cox	1-2	0-0	1	0	2	0	0	0	0	2
Team Rebounds (Included in Totals)			8							
<b>TEAM TOTALS</b>	<b>35-80</b>	<b>20-27</b>	<b>50</b>	<b>13</b>	<b>90</b>	<b>21</b>	<b>14</b>	<b>11</b>	<b>10</b>	<b>200</b>

Southwestern Louisiana	39	46	=	85
South Carolina	33	57	=	90

Percentages: Field Goals — S.W. Louisiana 41.5%, USC 43.8%; Free Throws — S.W. Louisiana 50.0%, USC 74.1%. Technical Fouls: None. Officials: Hal Grossman, Jim Hernjak. Attendance: 10,600.

# 1974

### Carolina Hoopsters Make It Four In A Row To The Big Show

Two goals made up the 1973-74 season for South Carolina: (1) Win 20 games; (2) Make it to the NCAA Tournament. After a successful regular season that saw the Gamecocks reach their first goal and win 22 of 26 games, Carolina got its second wish — a fourth-straight appearance in the NCAA Tournament.

Oddly enough, two Palmetto State teams had to travel 700 miles north to Philadelphia, Penn. to play in the first round of the NCAA Tournament. Before a sparse crowd of just over 1,000 at the Palestra, a strong Furman team handed the Gamecocks a disappointing 75-67 defeat.

The two teams battled to six lead changes in the first half alone as the Paladins outscored USC, 6-2, to end the half and take a 39-38 lead at the intermission. Carolina then started the second half on fire, outscoring Furman 15-2 to take a 53-41 lead with 14:43 to play in the second half.

Furman then went on a tear of its own, though, besting Carolina 23-6 in the next nine minutes of action to take a 64-59 lead with five minutes left. Carolina cut the lead to two (65-63) on an Alex English tap in a minute later, but could not weather a 38.1% shooting night from the field, including a 31.7% performance in the second half.

Brian Winters closed out his fine career at Carolina, scoring 22 points, while Nate Davis had 16, Mike Dunleavy 12 and English 11. Davis also pulled down 13 rebounds and English snatched 11.



1973-74 NCAA Tournament Team

Front Row (L-R): Tommy Cox, Stu Klitenic, Mike Dunleavy, Nate Davis, Brian Winters, George Felton, Jimmy Walsh. Back Row (L-R): Assistant Coach Don Walsh, Jim Clements, Chuck Sherwood, Alex English, Bob Mathias, Mark Greiner, Jack George, Ed Lynch, Herbert Entzminger, Assistant Coach Ben Jobe, Head Coach Frank McGuire



## BASKETBALL

# 1989

Furman 75, South Carolina 67  
March 9, 1974 — Philadelphia, Pa. • NCAA First Round

SOUTH CAROLINA		FG-AT	FT-AT	RB.	PF	PTS.	AS	TO	BS	ST
<b>MIN</b>										
Davis	f	8-19	0-0	13	4	16	0	2	1	0
English	f	5-15	1-2	11	4	11	2	0	4	0
Mathias	c	2-6	0-1	8	4	4	1	0	0	2
Dunleavy	g	5-14	2-2	4	0	12	4	3	0	2
Winters	g	11-27	0-0	1	5	22	2	3	0	2
Greiner		1-2	0-2	7	2	2	0	1	0	0
Walsh		0-1	0-0	0	0	0	0	0	0	0
<i>Team Rebounds (Included in Totals)</i>				5						
<b>TEAM TOTALS</b>		<b>32-84</b>	<b>3-7</b>	<b>49</b>	<b>19</b>	<b>67</b>	<b>9</b>	<b>9</b>	<b>5</b>	<b>6</b>
<b>FURMAN</b>										
Lynch	f	6-17	2-2	8	1	14	4	2	0	0
Mayes	f	9-13	3-3	16	1	21	0	0	5	3
Leonard	c	4-9	3-4	2	4	11	0	2	3	0
Kelly	g	4-7	2-3	4	2	10	5	1	0	1
Grimm	g	8-18	3-5	2	2	19	2	5	0	0
Bierly		0-4	0-0	5	2	0	0	2	0	1
Clark		0-2	0-0	2	0	0	0	0	0	0
Hill		0-0	0-0	1	0	0	1	0	0	0
<i>Team Rebounds (Included in Totals)</i>				10						
<b>TEAM TOTALS</b>		<b>31-70</b>	<b>13-17</b>	<b>50</b>	<b>12</b>	<b>75</b>	<b>12</b>	<b>12</b>	<b>8</b>	<b>5</b>
<b>South Carolina</b>		<b>38</b>	<b>29</b>	<b>=</b>	<b>67</b>					
<b>Furman</b>		<b>39</b>	<b>36</b>	<b>=</b>	<b>75</b>					

Percentages: Field Goals — USC 38.1%, Furman 44.3%; Free Throws —USC 42.9%, Furman 76.5%. Technical Fouls: None. Officials: Chuck Hartman, Jim Burch. Attendance: 1,042.

### South Carolina Returns to the NCAA Tournament For First Time in 15 Years

Fifteen years earlier, George Felton was a reserve on the 1974 NCAA Tournament team that lost in the first round to Furman at the Palestra in Philadelphia, Pa. This time around, the 35-year-old coach had led Carolina to the prestigious field of 64 as the head man with a berth in the NCAA Eastern Regional first and second round in Providence, R.I.

In all, Carolina could not withstand a poor shooting afternoon combined with a hot shooting North Carolina State team. In fact, the N.C. State club's 56.7% performance from the field stands as the best opponent percentage in Carolina NCAA Tournament history.

An even game for the first five minutes, the Wolfpack pulled away midway through the first half with a 19-2 run giving N.C. State a 30-10 advantage with 7:16 left in the first stanza. Both teams had mini-runs down the stretch with Carolina scoring the half's final six points to pull within 38-25 at the intermission.

In the second half, Carolina could get the lead no lower than eight points — twice on free throws by Terry Dozier and John Hudson at the seven minute marks — at any time with the Wolfpack making their free throws down the stretch to preserve the win.

Dozier finished his fine Carolina career with 22 points and five rebounds, one of only two Gamecock players scoring in double figures. Hudson added 13 for the Gamecocks, who finished the season at 19-11 one win shy of 20 but with a 15-year NCAA Tournament goal being reached.



1988-89 NCAA Tournament Team

Front Row (L-R): Manager Sherman McEachern, Barry Manning, Eric Sykes, Michael Glover, Jo Jo English, Brent Price, Manager Chris Burgin. Middle Row (L-R): Manager Scott Blair, Graduate Assistant Coach Joe Dooley, Assistant Coach Tubby Smith, Head Coach George Felton, Assistant Coach Eddie Payne, Assistant Coach Scott Rigot, Manager John Turcich. Back Row (L-R): Bill Vernau, Joe Rhett, Sam Rowe, Jeff Roulston, John Breckenridge, John Hudson, Terry Dozier, Troy McKoy.

HISTORY



## BASKETBALL

N.C. State 81, South Carolina 66  
 March 17, 1989 — Providence, R.I. • NCAA East Regional First Round

SOUTH CAROLINA	FG-AT	3P-AT	FT-AT	RB.	PF	PTS.	AS	TO	BS	ST	MIN
Dozier f	8-13	1-1	5-6	5	3	22	2	1	1	1	37
Rhett f	3-5	0-1	0-0	7	0	6	0	0	0	0	27
Hudson c	3-11	0-1	7-11	7	3	13	1	1	0	2	33
Price g	4-8	1-3	0-0	2	5	9	2	0	0	0	27
Manning g	3-9	0-0	2-4	2	2	8	5	2	1	1	38
Roulston	0-0	0-0	0-0	0	0	0	0	1	0	0	2
English	3-9	1-2	0-0	1	5	7	3	2	0	0	20
McKoy	0-4	0-0	1-2	3	3	1	2	1	0	0	6
Glover	0-0	0-0	0-0	0	2	0	0	0	0	0	2
Vernau	0-2	0-1	0-0	4	0	0	1	1	0	0	8
Team Rebounds (Included in Totals)							3				
<b>TEAM TOTALS</b>	<b>24-61</b>	<b>3-9</b>	<b>15-23</b>	<b>34</b>	<b>23</b>	<b>66</b>	<b>16</b>	<b>9</b>	<b>2</b>	<b>4</b>	<b>200</b>

N.C. STATE	FG-AT	3P-AT	FT-AT	RB.	PF	PTS.	AS	TO	BS	ST	MIN
Howard f	3-3	0-0	5-6	6	3	11	1	3	0	1	34
Brown f	5-6	0-0	2-3	7	1	12	0	2	3	0	36
Lester c	3-7	0-0	2-4	11	5	8	0	1	1	1	30
Corchiani g	2-6	0-1	8-10	2	4	12	11	3	0	0	31
Monroe g	9-17	4-6	0-0	4	3	22	2	2	0	1	40
Lee	0-1	0-0	0-0	0	0	0	0	0	0	0	2
Weems	5-7	0-0	2-6	0	4	12	3	3	0	0	17
D'Amico	0-0	0-0	0-0	0	1	0	0	0	0	0	3
Hinnant	2-4	0-0	0-0	0	0	4	0	0	0	1	7
Team Rebounds (Included in Totals)							2				
<b>TEAM TOTALS</b>	<b>29-51</b>	<b>4-7</b>	<b>19-29</b>	<b>32</b>	<b>21</b>	<b>81</b>	<b>19</b>	<b>14</b>	<b>4</b>	<b>4</b>	<b>200</b>

South Carolina	25	41	=	66
N.C. State	38	43	=	81

Percentages: Field Goals — USC 39.3%, N.C. State 56.7%; Three-Point Field Goals — USC 33.3%, N.C. State 57.1%; Free Throws — USC 65.2%, N.C. State 65.1%. Deadball Rebounds: USC 7, N.C. State 4. Technical Fouls: None. Officials: Gordon Birk, David Hall, Frank Bosome.



Terry Dozier

# 1997

## First Round Loss Concludes Magical SEC Title Season


It took the South Carolina program eight years to return to the NCAA Championships, but Eddie Fogler's first Gamecock squad in the "Big Dance" did more than just show up. The Gamecocks entered the tourney as the No. 2 seed in the East Region — fresh off the Southeastern Conference championship.

But the magical ride came to a screeching halt at the hands of the Coppin State Eagles. The tenacious squad stayed close throughout the game and took advantage of what became a home-court atmosphere as Coppin State upset Carolina, 78-65, before a sellout crowd in the Pittsburgh Civic Arena.

The loss ended the Gamecocks' season at 24-8 — the second most victories in school history — while the squad finished ranked No. 6 in the final Associated Press rankings.

Carolina quickly took the lead in the first half and led by as many as seven points, the last with 7:36 to play in the opening period after a Melvin Watson jumper. But Coppin State fought back to tie the game at 34-34 at the intermission. USC again jumped to a seven-point lead after a BJ McKie jumper with 13:30 to go and led 47-40 before the Eagles went on a 35-14 run over the next eight minutes, spurred by 16 points from reserve guard Danny Singletary.

Carolina could not stem the Eagles' tide as the mostly-neutral crowd of 17,509 showed their approval for the underdogs as Coppin State raced to the lead with five minutes to play. McKie led Carolina with 16 points while Ryan Stack and Watson added 13 each.



BJ McKie



1996-97 NCAA Tournament Team

Front Row (L-R): Melvin Watson, Hagen Rouse, Larry Davis, BJ McKie, Antonio Grant. Middle Row (L-R): Manager John Combs, Trainer Jeff Parsons, Assistant Coach Jeff Lebo, Assistant Coach Rick Callahan, Head Coach Eddie Fogler, Assistant Coach John Cooper, Manager Jeff DiBattisto, Manager Drew Jernigan. Back Row (L-R): Herbert Davis, William Gallman, George Formanek, Ryan Stack, Nate Wilbourne, Bud Johnson, Arthur Carlisle.

Coppin State 78, South Carolina 65  
March 14, 1997 — Pittsburgh, Pa. • NCAA East Regional First Round

COPPIN STATE	FG-AT	3P-AT	FT-AT	RB.	PF	PTS.	AS	TO	BS	ST	MIN
Welch f	3-10	0-2	1-4	15	2	7	1	2	0	1	35
Seamon f	0-1	0-1	0-0	0	2	0	0	1	0	0	10
Mott c	5-12	0-0	1-2	11	4	11	1	4	3	1	30
Brockington g	5-13	1-4	9-10	3	3	20	2	1	0	3	35
T. Lewis g	0-0	0-0	0-0	0	0	0	0	1	0	2	10
King	1-1	0-0	1-1	1	0	3	0	1	0	0	9
Singletary	8-14	1-4	5-6	2	2	22	0	1	1	5	30
Warrick	1-5	0-2	5-5	3	3	7	1	4	0	1	26
K. Lewis	2-3	0-0	4-6	4	2	8	1	2	1	0	15
<i>Team Rebounds (Included in Totals)</i>				2							
<b>TEAM TOTALS</b>	<b>25-59</b>	<b>2-13</b>	<b>26-34</b>	<b>41</b>	<b>18</b>	<b>78</b>	<b>6</b>	<b>17</b>	<b>5</b>	<b>13</b>	<b>200</b>
SOUTH CAROLINA	FG-AT	3P-AT	FT-AT	RB.	PF	PTS.	AS	TO	BS	ST	MIN
Gallman f	2-3	0-0	0-0	5	4	4	0	1	0	0	26
Stack f	3-5	0-1	7-7	4	2	13	0	4	2	1	23
McKie g	6-14	1-5	3-5	2	5	16	1	1	0	2	29
L. Davis g	1-8	0-5	0-0	6	3	2	5	1	0	1	33
Watson g	6-13	0-3	1-1	5	4	13	5	6	1	4	35
Wilbourne	1-3	0-0	0-1	2	4	2	1	2	0	0	13
Rouse	0-1	0-1	0-0	0	0	0	0	1	0	0	3
H. Davis	3-6	2-2	0-0	1	1	8	1	1	0	0	18
Johnson	0-0	0-0	0-0	1	0	0	0	2	0	0	4
Carlisle	2-5	1-3	2-2	3	0	7	0	0	0	1	16
<i>Team Rebounds (Included in Totals)</i>				1							
<b>TEAM TOTALS</b>	<b>24-58</b>	<b>4-20</b>	<b>13-16</b>	<b>30</b>	<b>23</b>	<b>65</b>	<b>13</b>	<b>19</b>	<b>3</b>	<b>9</b>	<b>200</b>
Coppin State	34	44	=	78							
South Carolina	34	31	=	65							

Percentages: Field Goals — Coppin State 42.4%, USC 41.4%; Three-Point Field Goals — Coppin State 15.4%, USC 20.0%; Free Throws — Coppin State 76.5%, USC 81.3%. Deadball Rebounds: Coppin State 5, USC 2. Technical Fouls: None. Officials: Tom Harrington, Bobby Hunt, Paul Jannssen.



The 1997 team won the SEC, the first time for South Carolina to win the league's regular season title.

HISTORY



## BASKETBALL

# 1998

### Loss in First Round Dampens Another 20-Win Season

For the second-straight year, the Gamecocks won 20 or more games and advanced to the NCAA Championships — the first time in a quarter century of Carolina basketball. But for the second year in a row, the Gamecocks were an upset victim in the opening round of the tournament.

The Gamecocks, a No. 3 seed in the East Regional, saw both BJ McKie's jumper in the lane and a successful LeRon Williams tap fall short as 14th-ranked Carolina fell to Richmond, 62-61, at Washington, D.C.'s MCI Center.

Carolina jumped out to a 14-8 lead early after back-to-back McKie three pointers and USC had the lead for much of the half before a 14-4 Richmond run to end the half gave the Spiders a 34-29 halftime advantage. USC trailed by nine early in the second half, but staged another comeback.

USC took a four-point lead with 6:52 to play after a McKie layup, but turned the ball over on its next possession and the Spiders built a four-point advantage with 3:31 left. USC cut the lead to one (62-61) with 1:17 to play on a Williams layup, but McKie was called for a charge on the Gamecocks' next possession. Richmond missed a shot with 10 seconds left, setting up the final play as Carolina — the "Cardiac Gamecocks" for most of the season — could not pull out the win.

McKie led the Gamecocks with 24 points and Melvin Watson ended his USC career by breaking the all-time assists record (543) with a USC NCAA-best 10 dishes vs. the Spiders. Ryan Stack had 10 points in his final game as Carolina ended the year 23-8 with a two-year mark of 47-16, 26-6 in the SEC.

### Richmond 62, South Carolina 61 March 12, 1998 — Washington, D.C. • NCAA East Regional First Round

RICHMOND	FG-AT	3P-AT	FT-AT	RB.	PF	PTS.	AS	TO	BS	ST	MIN
Stevenson f	8-16	2-5	6-6	5	2	24	3	0	1	0	39
Patrick f	1-4	0-0	0-0	4	1	2	2	2	0	1	13
Poole c	2-5	0-0	2-4	9	3	6	0	2	0	1	33
Brown g	5-13	5-12	0-0	1	2	15	4	1	0	0	35
Baker g	2-7	0-5	0-0	5	1	4	1	0	0	1	38
Cueto	0-0	0-0	0-0	1	0	0	0	1	0	0	5
Oliver	4-13	0-2	3-4	4	2	11	0	0	0	1	28
Houston	0-0	0-0	0-0	0	0	0	0	0	0	0	2
Hensel	0-1	0-0	0-0	2	2	0	0	0	0	0	7
<i>Team Rebounds (Included in Totals)</i>											
<b>TEAM TOTALS</b>	<b>22-59</b>	<b>7-24</b>	<b>11-14</b>	<b>35</b>	<b>13</b>	<b>62</b>	<b>10</b>	<b>6</b>	<b>1</b>	<b>4</b>	<b>200</b>

SOUTH CAROLINA	FG-AT	3P-AT	FT-AT	RB.	PF	PTS.	AS	TO	BS	ST	MIN
Gallman f	1-2	0-0	3-6	7	0	5	1	1	0	0	17
Grant f	2-5	1-4	0-0	5	1	5	1	1	0	0	32
Stack c	4-7	1-2	1-1	4	2	10	1	2	2	1	28
McKie g	9-14	4-6	2-2	4	3	24	2	3	0	1	37
Watson g	3-8	0-1	0-0	4	3	6	10	2	1	0	34
Davis	2-7	1-5	0-0	2	2	5	0	0	0	0	21
Johnson	1-1	0-0	0-0	1	2	2	0	1	0	0	7
Nix	0-2	0-1	0-0	3	1	0	0	0	0	1	6
Williams	2-6	0-0	0-0	1	1	4	0	0	1	0	18
<i>Team Rebounds (Included in Totals)</i>											
<b>TEAM TOTALS</b>	<b>24-52</b>	<b>7-19</b>	<b>6-9</b>	<b>33</b>	<b>15</b>	<b>61</b>	<b>15</b>	<b>10</b>	<b>4</b>	<b>3</b>	<b>200</b>

<b>Richmond</b>	<b>34</b>	<b>28</b>	<b>=</b>	<b>62</b>
<b>South Carolina</b>	<b>29</b>	<b>32</b>	<b>=</b>	<b>61</b>

Percentages: Field Goals — Richmond 37.3%, USC 46.2%; Three-Point Field Goals — Richmond 29.2%, USC 36.8%; Free Throws — Richmond 78.6%, USC 66.7%. Deadball Rebounds: Richmond 1, USC 2. Technical Fouls: None. Officials: David Libbey, Richie Ballesteros, Steve Welmer.



1997-98 NCAA Tournament Team

Front Row (L-R): Herbert Lee Davis, Hagen Rouse, Recus Nix, Melvin Watson, BJ McKie, Antonio Grant, David Ross. Middle Row (L-R): Trainer Jeff Parsons, Administrative Assistant Barclay Radebaugh, Assistant Coach Rick Callahan, Head Coach Eddie Fogler, Assistant Coach Jeff Lebo, Assistant Coach John Cooper, Manager Jeff DiBattisto. Back Row (L-R): Manager John Combs, William Gallman, LeRon Williams, Ryan Stack, George Formanek, Bud Johnson, Arthur Carlisle, Manager Drew Cawood.



# BASKETBALL

## 2004

### Gamecocks Win 23, Drop Defensive Battle to Memphis

Despite holding Conference USA's Player of the Year (Antonio Burks) and Rookie of the Year (Sean Burks) to just 13 points, USC couldn't contain Memphis' Rodney Carney, who scored 26 points with 10 rebounds, sending USC home with a 59-43 loss in the first round of the NCAA Tournament in Kansas City. USC was led by Carlos Powell, who scored 11 points in 33 minutes. The 11 points put Powell over the 1000 career point total as a junior (1001 total). He was the only Gamecock in double figures, with Tre' Kelley grabbing a personal best and team-high seven rebounds. Mike Boynton, Jr., who has been named to the SEC All-Tournament team the previous weekend, did not score.

Tied at 11 with 10:59 left in the first half, UM went on a 17-4 run. USC did not score a basket the last 9:37 of the first half. UM took a 30-18 lead to the lockerroom at halftime. The 18 points were the fewest points USC had scored since scoring 17 at Temple in December.

The second half wasn't much better, with UM leading by as many as 15 at the 10:33 mark (47-32). USC shot 35.7% in the game, but UM didn't shoot much better, hitting 39.0%. The difference was rebounds with UM grabbing 36 to USC's 25.

### Memphis 59, South Carolina 43 March 19, 2004 — Kansas City, Mo. - NCAA Midwest Regional First Round

SOUTH CAROLINA		FG-AT	3P-AT	FT-AT	RB.	PF	PTS.	AS	TO	BS	ST	MIN
Powell	f	4-9	1-2	2-2	3	2	11	0	1	0	1	33
Brown	f	2-6	0-2	2-4	1	2	6	1	1	0	1	30
Kinsey	g	4-8	0-1	1-2	1	1	9	1	1	0	0	22
Boynton	g	0-2	0-2	0-0	4	3	0	1	1	0	1	33
Gonner	g	1-8	0-2	3-4	1	0	5	1	0	0	0	22
Kelley		2-4	0-1	2-2	7	1	6	3	2	0	1	23
Howell		0-0	0-0	0-0	1	0	0	0	0	0	0	1
Everett		0-0	0-0	0-0	0	0	0	0	0	0	0	1
Land		0-1	0-1	0-0	0	0	0	0	0	0	0	1
Wallace		1-2	1-2	0-0	1	2	3	0	0	3	0	14
Balkman		1-2	0-0	1-2	2	3	3	2	6	1	1	18
Chappell		0-0	0-0	0-0	0	0	0	0	0	0	0	2
TEAM					4							
<b>Totals</b>		<b>15-42</b>	<b>2-13</b>	<b>11-16</b>	<b>25</b>	<b>14</b>	<b>43</b>	<b>9</b>	<b>12</b>	<b>4</b>	<b>5</b>	<b>200</b>
MEMPHIS		FG-A	3G-A	FT-A	RB	PF	PTS	AS	TO	BS	ST	MIN
Carney	f	10-17	6-12	0-0	10	0	26	1	2	2	0	37
Banks	f	2-10	0-3	2-2	2	3	6	2	2	0	0	34
Barclay	f	2-5	0-0	0-1	5	2	4	1	0	1	0	26
Burks	g	3-12	0-4	1-2	4	0	7	7	2	0	1	40
Rice	g	4-12	3-8	1-2	8	1	12	4	1	1	1	39
Fox		0-1	0-0	0-0	0	0	0	0	0	0	0	1
Erwin		0-0	0-0	0-0	0	5	0	0	0	0	1	7
Green		0-0	0-0	0-0	1	0	0	0	0	0	0	1
Lopez		2-2	0-0	0-0	2	4	4	1	2	0	0	14
Diarra		0-0	0-0	0-0	0	0	0	0	0	0	0	1
TEAM					4							
<b>Totals</b>		<b>23-59</b>	<b>9-27</b>	<b>4-7</b>	<b>36</b>	<b>15</b>	<b>59</b>	<b>16</b>	<b>9</b>	<b>4</b>	<b>3</b>	<b>200</b>
South Carolina		18	25	=	43							
Richmond		30	29	=	59							

Officials: James Haney, Bryan Kersey, Bill Vinovich. Technical fouls: South Carolina-None. Memphis-None. Attendance: 15260



2003-04 NCAA Tournament Team

Front Row (L-R): Sheldon Everett, Jeff Vaughn, Josh Gonner, Tarence Kinsey, Jon Land, Mike Boynton, Jr., Tré Kelley, Jarod Gerald, Renaldo Balkman. Middle Row (L-R): Manager Shahryar Humayun, Volunteer Coach Matt Parke, Academic Intern Mark Thompson, Special Assistant Bill Old, Assistant Coach Rick Duckett, Head Coach Dave Odom, Assistant Coach Barry Sanderson, Assistant Coach Rickey Stokes, Volunteer Coach Jeremy Shyatt, Manager Sam Brown, Trainer Dennis Williams. Back Row (L-R): Manager Hall Beard, Ivan Howell, Kerbrell Brown, Rolando Howell, Paulius Joneliunas, John Chappell, Brandon Wallace, Carlos Powell, Strength Coach Darby Rich



## BASKETBALL

### NIT HISTORY

South Carolina has made 11 NIT Postseason Tournament appearances: 1969, 1975, 1978, 1983, 1991, 1996, 2001, 2002, 2005, 2006 and most recently in 2009. South Carolina owns a 21-9 all-time record in the postseason event. The Gamecocks finished the 2002 tournament in second place, while winning the event in 2005 and 2006.

Below are team photos of South Carolina's NIT Championship teams.



**2005 NIT Championship Team**

Front Row (L-R): Josh Gonner, Dwayne Day, Rocky Trice, Renaldo Balkman, Jon Land, Tarence Kinsey, Tre' Kelley and Stephen McDowell. Middle Row (L -R): Athletic Trainer Dennis Williams, Volunteer Assistant Matt Parke, Assistant Coach Ricky Stokes, Assistant Coach Barry Sanderson, Head Coach Dave Odom, Assistant Coach Rick Duckett, Special Assistant Bill Old, Volunteer Assistant Jeremy Shyatt, Academic Intern Brian Rosefield. Back Row (L-R): Manager Sam Brown, Manager Shahryar Humayun, Manager Bobby Seigle, Antoine Tisby, Brandon Wallace, Paulius Joneliunas, John Chappell, Carlos Powell, Manager Ryan Hilburn, Strength Coach Matt Jennings.



**2006 NIT Championship Team**

Front Row (L-R): Tarence Kinsey, Rocky Trice, Bryce Sheldon, Renaldo Balkman, Dwayne Day, Tre' Kelley and Stephen McDowell. Middle Row (L-R): Manager Tom Farley, Manager Lee Johnson, Special Assistant Bill Old, Assistant Coach Ken Potosnak, Head Coach Dave Odom, Assistant Coach Barry Sanderson, Athletic Trainer Dennis Williams. Back Row (L-R): Manager Ryan Hilburn, Strength and Conditioning Coach Matt Jennings, Dominique Archie, Antoine Tisby, Brandon Wallace, Ousmane Konate, Keving Palacios, Volunteer Assistant Brett Carey and Academic Intern Brian Rosefield.

HISTORY





## SOUTH CAROLINA HISTORY

*As South Carolina continues play into the 21st century, the Gamecock basketball program begins its 103rd season of competition on the collegiate level in 2010. With over 10 decades of exciting play on the hardwood, the years have been filled with great seasons, teams, players and coaches.*

### THE 1900S — A NEW BEGINNING

The Gamecocks played only one season in the decade of the 1900s, converting from a club sport and playing a limited number of three games, all at home. Those contests — as well as two other tilts in the next two seasons — were played outside as the fledgling program continued to grow.

The first Gamecock tilt came on Oct. 30, 1908, when the Gamecocks took on the Hurricanes of Furman in Columbia. After the two squads fought to a 9-9 halftime tie, Furman got a basket late from its right forward, Fender, to win 21-19. Junior captain J.C. Vassy from South Carolina scored 15 of the team's 21 points, nine coming from free throw chances. USC had begun its basketball history.

South Carolina went on to play games in December versus the Columbia YMCA and in February of 1909 versus Wofford, losing both. Vassy led the Gamecocks in scoring for the season with 9.0 points per game. The stage had been set for USC basketball.

### THE 1910S — A DECADE OF FIRSTS

Other than actually participating in their first collegiate game, the Gamecocks had a decade of firsts in the 1910s. As basketball became more respected in the University and around the state, schedules grew as teams in South Carolina began and continued to field teams.

USC played only one game in the 1909-10 season, losing a Nov. 2, 1909 contest at home to Davidson, 29-8. Head Coach F.E. Schofield led the Gamecocks in their only documented tilt that season, while senior captain J.H. White and senior Perry Jayroe accounted for all the scoring with six and two points, respectively.

A season later, South Carolina notched its first varsity win, downing the Columbia YMCA by a 31-18 count almost 15 months after its previous game against Davidson. Led by freshman center J.E. Poole and his 21 points vs. the Columbia YMCA, South Carolina finished the year 1-1, losing to Newberry but setting the foundation for many wins to come. Poole became the first USC player to ever average in double figures for a season with 11.5 points a game.

On Jan. 7, 1912, USC officially opened the Carolina Gymnasium (now Longstreet Theater) for varsity games with USC crushing the Olympia YMCA, 33-5, in the first game. The Gamecocks' first collegiate win came at Wofford a week later, which was also USC's first road victory. Carolina's first winning season came in the 1913-14 campaign, when USC posted a 5-4-1 mark, went a perfect 5-0 at the Gymnasium, and had the only tie in school history.

The Gamecocks had their share of fine players in the 1910s. R.L. Bowen scored more points than any other USC player in the decade while leading the Gamecocks with

9.1 points per game (1914-15), 12.9 per game (1915-16) and 11.0 per game (1916-17) in his first three years. Clark Waring led USC with 12.2 points per outing (1917-18) and 14.9 per game (1918-19) to close out the decade while senior captain James Rhea posted the highest season point average in the decade, knocking in 15.0 points a tilt in the 1912-13 season.

USC had a number of coaches in its first few years of collegiate ball, but Dixon Foster made his mark on the court, going 26-31 in four seasons between 1917-20. Foster was also the football head coach of the Gamecocks for the 1917 and 1919 seasons.

### THE 1920S — A NEW HOME AND A NEW LEAGUE

The 1920s was a decade of growth for the Gamecocks, one that would see South Carolina align with a conference and move into one of the South's finest basketball facilities all within a five-year span.

The '20s would also be a time to see head coaches in football and basketball as one in the same as Sol Metzger and Branch Bocock took their tries on the hardwood and came away with much success. Metzger, who coached the 1920-21 Gamecocks, was a respectable 7-11 and 26-18 on the gridiron while Bocock, who had an admirable mark of 13-7 in two seasons of football coaching, still has one of the highest winning percentages in USC basketball history. Bocock was 33-16 in three seasons (1925-27) for a 67.3% winning tally.

In 1922, the Gamecocks got their first taste of conference-like affiliation by participating in the Southern Intercollegiate Athletic Association (SIAA) Tournament in Atlanta to end the 1921-22 campaign. USC lost to Georgia Tech in the second round but had begun an almost annual season-ending ritual of conference tournaments. The following season, South Carolina joined the Southern Conference — then two years old — and went 0-3 in three SoCon tilts that season. In its final SIAA Tournament game in 1923, USC fell to Alabama.

A year later, 1924, South Carolina was a full-fledged member of the Southern Conference, going 2-2 in the league and losing to Tulane in the first round of the tournament in Atlanta. Bocock took over in the 1924-25 season and led the Gamecocks to three-straight winning seasons, including the successful 1926-27 campaign. After 10-7 and 9-5 seasons the previous two years, Bocock and the Gamecocks notched a 14-4 mark in 1927, going 9-1 in the Southern Conference and a perfect 3-0 in one-half season at their new home — the Carolina Fieldhouse. USC began a 42-season affair with the Fieldhouse that year with back-to-back wins over Florida and ended the 1927 campaign with a semifinal loss to Vanderbilt in the conference tourney.

A.W. "Rock" Norman began his USC coaching career two years later (1928-29 season), notching a 57-57 record in six seasons overall.

USC wasn't without its scorers in the decade of the '20s, though, as forward Thornton Sparkman led the Gamecocks in scoring for three of his four years from 1921-24 and averaged over 10.0 points a game in four seasons. Right behind was center Buster Holcombe,

who led the Gamecocks in scoring in 1926-27-28 with just under 10.0 points a tilt.


### THE 1930S — A STRONG SHOWING

Led by high scorers, strong coaches and great teams, the Gamecocks of the 1930s posted six-straight winning seasons in the middle of the decade and notched the school's first conference championship.

Under the leadership of Norman, the Gamecocks got off to a slow start with back-to-back 6-10 and 1-17 teams before putting together the most successful back-to-back seasons still in school history. USC dominated Southern Conference play for the 1933-34-35 seasons, led by two of the nation's top scorers in All-American's Freddie Tompkins and Dana Henderson.

The string of strong seasons began in 1932-33, just after South Carolina lost at Kentucky to run its record to 2-2. Six weeks later and with 14 wins in a row under their belts, the Gamecocks romped past Duke, 33-21 in the Southern Conference Tournament to post their first-ever conference title. Tompkins led USC with 12.7 points a game while Henderson was right behind with 12.1 points a tilt. Football coach Billy Laval took the reigns of the squad for the season, soon to relinquish them back to Norman for the 1933-34 season.

USC continued the streak the following season, winning its first 17 games to put the winning tally at 32 straight. After winning 84-9 over Presbyterian to open the 1933-34 campaign, USC posted a perfect, 6-0 mark in the league and seemed headed for another SoCon crown. But a



Freddie Tompkins



## BASKETBALL

mumps outbreak on the team left both Tompkins and his brother, Bennie, and Henderson in Columbia and N.C. State crushed an outmanned USC team in the first round. With everyone healthy, though, USC defeated Pittsburgh three weeks later, a team considered to be the best in the country. Again, Freddie Tompkins (14.1 ppg) and Henderson (10.6 ppg) led the way.

In Norman's final year at the helm of the Gamecocks, USC could not survive the loss of the Tompkins brothers, but Henderson's 14.1 points a game led the Gamecocks to a 15-9 record. Ending the decade, Ted Petoskey began a five-year career with the USC basketball squad, posting winning seasons in his first two years (1936-1937) before succumbing to losing campaign the next three seasons.


### THE 1940S — BATTLING THROUGH THE WAR YEARS

As Coach Petoskey finished his career in the 1939-40 season with a 5-13 squad, the Gamecocks looked for stability within the system after World War II took many youngsters away to fight.

Along came Frank Johnson, who broke the three-year losing skid immediately with a 15-9 record and led the Gamecocks for 14 and one-half seasons, second longest ever in school history.

In terms of winning seasons, the 1940s tied with the 1980s for the second most successful decades in USC hoops lore, notching seven winning campaigns. High scoring became the norm, getting started early with a forward named Preston Westmoreland, who would go on to lead USC in scoring in each of his three seasons (1940-41-42).

Also on the scoring front, USC's first 1,000-point scorer was born in the decade of the 1940s. Henry Martin, a 5-9 guard from Columbia, led the Gamecocks in scoring in 1943 before the war took him away from playing. Upon his return in 1947, Martin again was among the team scoring leaders for his final three years and finished his career with over 1,000 points for the first time in school history.



Coach Frank Johnson

Due to the war, coaching changes were the norm. After leading USC to a 2-0 mark in the 1942-43 season, Johnson was called to war and football mentor Rex Enright coached the remainder of the campaign for an 11-6 record and 13-6 tally overall. Basketball success at South Carolina did not suffer though, as Lt. Henry Findley (1944) and Johnny McMillan (1945) led the Gamecocks to 13-2 and 19-3 seasons, respectively, before Johnson returned midway through the 1945-46 season.

The Gamecocks had two more winning campaigns to finish out the decade, but it was one player who surfaced in the 1940s who would make an impact for many years to come — Jim Slaughter, The first big man for the Gamecocks, notched 1,521 career points.


### THE 1950S — FILLING IT UP

Though won-loss records were not the main success story in the 1950s, the high scoring of players like Slaughter and Grady Wallace certainly was. The fun began in the 1949-50 season, Slaughter's junior year when he became the first USC player to average 20.0 points a game as the Gamecocks notched a 13-9 record. A year later, the Gamecocks were 13-12 but Slaughter upped his scoring tally to 22.8 per game and finished his career at that time as the school's all-time leading scorer.

Dwane Morrison — a junior college transfer who averaged just less than 15 points a game — Joe Smith and Lee Collins filled up the nets for the seasons following Slaughter's departure with Smith and Collins notching over 1,000 points for their careers. But it was Collins' 18.2 points per game figure in 1956 that caught the eye of many onlookers — not because he scored 18.2 points a game but because he finished second in the scoring race.

Enter Grady Wallace: South Carolina's all-time two-year scoring leader with over 1,400 points and an average of 28.0 points a game. Wallace pumped in 23.9 points a tilt for the 9-14 Gamecocks as a junior and led the nation in the 1956-57 season with 31.3 points a game his final campaign. Wallace dominated inside, pulling down 14.4 rebounds a game his senior year. Feeding the ball to Wallace for much of his sophomore season, Ray "Cookie" Pericola made a name for himself after Wallace's departure, averaging 15.1 points as a junior (1957-58) and 12.8 as a senior (1958-59) to finish with over 1,000 points in his USC career.

Scoring points wasn't all that was on USC Basketball's minds in the 1950s — a new conference was. A conference realignment in 1953 created the Atlantic Coast Conference and South Carolina would see action in the competitive league for years to come. In fact, Wallace single-handedly led the 17-12 Gamecocks to back-to-back upsets of Duke and Maryland in the ACC Tournament in 1957, only to lose in the finals to eventual national champion North Carolina and Head Coach Frank McGuire.



Grady Wallace

### THE 1960S — USC BEGINS TO EMERGE AS A POWER

After seasons of mediocre play to end the 1950s and into the early 1960s, Gamecock basketball began to flourish under Head Coach Bob Stevens. Stevens turned around four-straight losing seasons to go 15-12 in 1961-62 and capture ACC Coach of the Year honors. Stevens left after that season and two years later, the same man that led North Carolina over the Gamecocks in the 1957 ACC finals had become the head coach of the Gamecocks — Frank McGuire.

It didn't take long for McGuire to get the pipeline of Northern players working at South Carolina, quickly gaining respect for Gamecock basketball in just three seasons. In 1964, McGuire inherited a USC team short on numbers and finished 6-17. A year later, the Gamecocks turned in an 11-13 season, mainly due to the hard-nosed play of guard Skip Harlicka. In the 1965-66 season, McGuire returned USC to its winning ways with a 16-7 record and a semifinal berth in the ACC Tournament. Things were changing South of the border.

That 16-7 season marked an amazing streak for the Gamecocks, mainly under the leadership of McGuire. USC reeled off 15-straight winning seasons, not to have a losing ledger again until the 1981-82 season. Also, wins at Wake Forest, Virginia and Maryland and a home win over North Carolina proved that the Gamecocks were making progress and were looking to the upper tier of the league.

Then came along a recruiting class of John Roche, Tom Owens and John Ribock among others; and after Harlicka and the Gamecocks posted a 15-7 record in the 1967-68 season — including a key 87-86 win over North Carolina in Chapel Hill — things looked primed for a spectacular end of the decade. McGuire and the troops did not disappoint the fans as the 1968-69 squad became



## BASKETBALL

the first at USC to post 20 wins, going 21-7, winning the Quaker City Classic and advancing into the second round of both the ACC Tournament and the National Invitation Tournament. Led by Roche and Owens — who scored 40.0 points a game between them — the Gamecocks were ready to tackle all comers in the league.

In the 1968-69 season, McGuire's dreams of big-time basketball had come true as the South's finest basketball arena was finished—the Carolina Coliseum. The 12,401-seat arena would be home to boisterous sell-out crowds for the Gamecocks as the home-court advantage was taken one step further.

### THE 1970S — USC'S BEST DECADE EVER

South Carolina wasted little time getting on track in the decade of the 1970s. In the middle of UCLA's string of national championships, preseason polls placed the Gamecocks at the No. 1 slot for the 1969-70 season, showing supreme confidence in McGuire and the troops.

Unfortunately, USC lost its home opener and was knocked out of the top slot but it was the Gamecocks' overall dominance of the rugged ACC that was noted. The Gamecocks outscored their opponents by more than 17 points a game and were an uncanny 14-0 on the road, including a sweep of ACC teams en route to a perfect 14-0 record in the league. Disaster struck USC in the ACC Tournament, though, as Roche severely sprained his ankle in a semifinal win and N.C. State pulled out a double-overtime win in the finals, keeping the Gamecocks out of NCAA Tournament play. USC finished the season with a remarkable 25-3 record.


A year later, spurred on by the emergence of sophomore Kevin Joyce, the Gamecocks got revenge. USC finished the season with a 23-6 record and won the Holiday Festival tournament in New York City. But it was Joyce that got a streak rolling. With time running out against North Carolina in the ACC finals and USC down 51-50, a jump ball was called with the 6-3 Joyce and UNC's 6-10 center Lee Dedmon. Amazingly, Joyce outjumped Dedmon and tipped the ball directly to Owens under the basket for a layup and 52-51 Gamecock victory. South Carolina had won the ACC and was on its way to the first of four-straight NCAA Tournament berths, losing in the Round of 16.

After withdrawing from the league, the Gamecocks still had incredible success, going 24-5 in 1971-72, mainly due to the play of Joyce and center Tom Riker, who averaged 19.6 points a game. USC again went to the NCAA Round of 16. The Gamecocks, with a 22-7 record in 1972-73, made the Sweet 16 again and followed the following year with a 22-5 mark and another berth in the big dance. Though the Gamecocks did not make the NAAs again until the 1988-89 season, a winning record would enhance each of the remaining teams of the 1970s, as well as NIT berths in the 1975 and 1978 seasons.

USC honored McGuire and his fine success in his tenure at South Carolina at the end of the 1976-77 season. The playing area of the Carolina Coliseum was donned Frank McGuire Arena.

Great players enhanced the fine play of the decade, led by Roche and his three-year scoring record of 1,910 points and an incredible 56-point day vs. Furman his senior season. Alex English came along in 1973 and set the all-time USC scoring mark with 1,972 points in four seasons while teammate Mike Dunleavy notched 1,586

points, also from 1973-76. Other notable greats in the 1970s included Joyce (1,400 points), Riker (1,343), Owens (1,325), Brian Winters (1,079), Mike Doyle (1,360) and Nate Davis (1,345).



John Roche

### THE 1980S — A PERIOD OF GROWTH AND RELOADING

McGuire coached his final team to begin the decade of the 1980s, leading the Gamecocks to a respectable 16-11 record and ending his career with a 283-142 record. Much of the success of the 1980 squad had to do with Cedrick Hordges, who in two years with USC led the Gamecocks in scoring and had 1,065 points. In McGuire's last game, a home tilt vs. Western Kentucky, the Gamecocks came back in regulation and pulled off a 73-65 double-overtime win.

McGuire was succeeded by Bill Foster, who made himself well known by a national championship appearance with Duke in the 1978 season. Foster didn't take long to learn the name of Zam Fredrick as Fredrick filled the nets for 28.9 points a game — leading the nation — as USC finished with a 17-10 mark. After their first losing season since 1966, the Gamecocks and Foster rebounded in the 1982-83 season, going 22-9 and advancing to the quarterfinals of the National Invitation Tournament, the first postseason appearance for USC since 1978.

A year later, South Carolina would again get into conference action — joining the Metro Conference. Immediately, the Gamecocks got some big wins, including 1985 and 1987 victories over Memphis State, who at the time was ranked in the top five nationally. Foster's tenure at South Carolina would end in 1986, though, and a member of USC's last NCAA Tournament team would get the head coaching reigns.

George Felton then took over the Gamecock program for the 1986-87 season. Armed with less than 10 scholar-

ship players, Felton and the Gamecocks finished 15-14 in 1986-87 and did something that no other USC squad had accomplished — win a Metro Tournament contest. Terry Dozier had a career-high 38 points and John Breckenridge blocked a last-second Florida State shot as USC made its way for the first time into the Metro semis.


After posting a 19-10 record in 1987-88 but failing to go to NCAA play due to probation, USC had more success in 1988-89 than in the previous 15 seasons. The Gamecocks were the first NCAA Tournament team since 1974, were ranked in the nation's Top 20 for the first time since 1975 and defeated a Top 20 team on the road for the first time since 1975 when USC eliminated a 14-point second-half deficit for a win at Tennessee. The Gamecocks posted highs for Metro record (8-4) and finish (second) and had six wins over NCAA Tournament teams, including Louisville at Frank McGuire Arena.

Many fine players donned the Garnet & Black in the 1980s, including Terry Dozier, who finished his career with 1,445 career points. Other players who eclipsed the 1,000 point plateau were Jimmy Foster (1,745), Hordges (1,065), Michael Foster (1,192), Fredrick (1,383) and Darryl Martin (1,040).

### THE 1990S — USC JOINS THE SEC, WINS ITS FIRST TITLE

With seemingly all the cards stacked against South Carolina in the 1989-90 season, Felton and the hard-working Gamecocks still pulled out some great wins and finished the campaign at an even 14-14. USC finished the season with only eight scholarship players mainly to injuries but still managed a season-ending win over ACC regular-season champion Clemson at the Frank McGuire Arena. The Gamecocks also posted their finest tournament title since the 1970 Holiday Festival with victories over host UTEP and Kansas State in the El Paso Sun Carnival Classic.

In the 1990-91 season, South Carolina began with a bang, winning the championship of the Diet Pepsi Tournament of Champions with impressive upset wins over North Carolina and Houston. The Gamecocks returned home



Zam Frederick Sr.

HISTORY



## BASKETBALL

for victories over nationally-ranked Temple and Furman to rank as high as 12th nationally before finishing the season in the NIT.

In quite possibly the biggest moment in Gamecock athletic history, South Carolina began participation in the prestigious Southeastern Conference in the 1991-92 season. Carolina had joined the ranks of Alabama, Auburn, Louisiana State and perennial national power Kentucky six seasons ago and wasn't looking back ... especially after the incredible finish of the Gamecocks in 1993-94 with an upset of the Wildcats to end the regular season. Then in the 1996-97 season, South Carolina achieved the unthinkable, especially after a less-than-terrific start. South Carolina played its first two months to a 6-5 record that season, but turned around to be the talk of college basketball with a 12-game winning streak. The Gamecocks finished with a 15-1 record and captured the school's first SEC Championship in any sport by completing an unprecedented sweep of Kentucky on Senior Day in Lexington. Though Carolina was upset in the first round of the NCAA Tournament, the Gamecocks revived the spirit of the Frank McGuire Arena with a 24-8 record and a consistent packed house.

In the 1990s, seven Gamecocks became members of the 1,000-Point Club. Four joined Alex English, Nate Davis and Henry Martin as native Columbians on the 1,000-point chart: the exciting Jo Jo English (1989-92) posted 1,439 career points at South Carolina, while teammates Barry Manning (1988-92) and Joe Rhett (1989-92) knocked in 1,231 and 1,142 career points, respectively, for the Gamecocks; then nine years later, BJ McKie (1996-99) broke English's all-time scoring record to end his career with 2,119 points.

Jamie Watson (1991-94) also reached the milestone by finishing with 1,295 career tallies. In 1997, Carolina's backcourt trio each reached the century mark. Larry Davis (1996-97) finished his two-year career with 1,068 career points, while Melvin Watson (1995-98) ended with 1,424 points. McKie became the first sophomore in USC history to reach the century mark and is the only player ever to go over the 2,000-point plateau.

### THE 2000S — A NEW ERA

It didn't take long for a new head coach to make waves at Carolina. In just his first season, 2001-02, Dave Odom led the Gamecocks to the NIT championship game with an impressive postseason run. The Gamecocks advanced to the SEC Tournament semifinals for the fourth time in six years (an SEC best) and won six of their last eight games in the best postseason run in school history.

Columbia natives Aaron Lucas and Jamel Bradley became the first 1,000 point scorers of the new millennium. Individually, Chuck Eidson finished his career with 1,067 points and broke the then-school record with 272 career steals.

With the state-of-the-art Colonial Center open, a new set of memories and thrills awaited Gamecock fans. In 2003-04, USC averaged almost 13,000 fans in The Colonial Center, which helped put USC back on the national map in 2003-04 when USC hosted more than 17,000 fans for the eight-game SEC schedule, including a school record and state of South Carolina-best 18,000 fans for senior night against Kentucky. USC won the Guardians Classic, advanced to the semi-finals of the SEC Tournament

and made the NCAA Tournament for the first time in six years.

The 2004-05 season included SEC wins over No. 3 Kentucky, Vanderbilt, Ole Miss, Arkansas, Tennessee and the second straight season sweep of Georgia. After falling 53-52 in the SEC Tournament to Ole Miss, after beating the Rebels in overtime to end the regular season just days before, South Carolina took a week off and re-grouped once again. The Gamecocks came out swinging, winning five straight post-season games to capture the 2005 NIT Championship. Carlos Powell, the 2005 NIT MVP, finished his career with 1,541 points - good enough for seventh place on the all-time points list.

In 2006, USC won its second-straight NIT post-season title, with junior Renaldo Balkman being named the NIT MVP, helping him springboard to the New York Knicks as the 20th pick in the first round. USC defeated eventual NCAA champion Florida twice in the regular season before falling to the Gators 49-47 in the SEC Tournament finals.

The NIT Championship win over Michigan was Odom's 100th win at South Carolina. USC had won 20 games in four of the last five years under Odom.

In 2007 USC saw three players named to the All-SEC teams and Tre' Kelley won the national award as the top six feet and under point guard - the Frances Pomeroy Naismith Award.

Two transfers would don the Garnet and Black beginning with the 2007-08 campaign in Devan Downey and Zam Fredrick Jr., son of legendary Zam Fredrick from the 1980s. The campaign would prove to be Odom's last in Columbia, as the team finished a disappointing 14-18 on the year.

Enter new South Carolina head coach Darrin Horn, one of the top young coaches in the nation. Fresh off an NCAA Sweet Sixteen appearance as the head coach of his alma mater, Western Kentucky, Horn took over at Carolina and quickly made his mark on the program.

In just his first year at the helm of the Gamecock program, Horn led South Carolina to one of the most successful seasons in its 18-year history competing in the Southeastern Conference, as the squad earned double-digit SEC victories for just the third time since joining the league and battled its way to an SEC Eastern Division Co-Championship. Additionally, Carolina's 21 wins in 2008-09 was its first 20-win season since the 2005-06 campaign. Horn led the Gamecocks to their first postseason appearance since the 2005-06 campaign with a trip to the NIT.

In his first season with the Gamecocks, Horn tutored a trio of All-SEC performers in junior point guard Devan Downey (First Team, coaches/media), junior forward Dominique Archie (Second Team, coaches/Honorable Mention, media) and senior guard Zam Fredrick (Second Team, coaches). Brandis Raley-Ross was also honored as the SEC Sixth Man of the Year, while Downey, an SEC Player of the Year Candidate, was named an Honorable Mention All-American by the Associated Press. Horn was also instrumental in the formation and emergence of the "Garnet Army," South Carolina's newly formed student section at Colonial Life Arena.

For his achievements during his first year in Columbia, Horn was named a finalist for the 2009 Jim Phelan National Coach of the Year Award, given annually to the nation's top coach.

In his second season in Columbia, Horn led his veteran squad into a highly-anticipated 2009-10 campaign. Led by heralded senior guard Devan Downey, an Honorable Mention All-American by the *Associated Press* and All-SEC First Team honoree by the coaches and media, South Carolina collected an 11-5 mark in Colonial Life Arena, a road victory in its SEC opener at Auburn - Carolina's first victory in a league opener on the road since the 1993 campaign - and an upset victory over No. 1 Kentucky in a nationally-televised contest in late January. The win over the Wildcats was South Carolina's first in eight tries over a top ranked opponent in the school's 102 years of basketball.

Postseason accolades continued in 2009-10 for the Gamecocks, as Downey and junior center Sam Muldrow were each selected to the SEC All-Defensive Team, while Downey became just the second Gamecock ever to be named to the AP All-SEC first team in three seasons.



Devan Downey

HISTORY