



WOMEN'S BASKETBALL RECORDS


Karen Middleton
1987-91




Martha Parker
1985-89



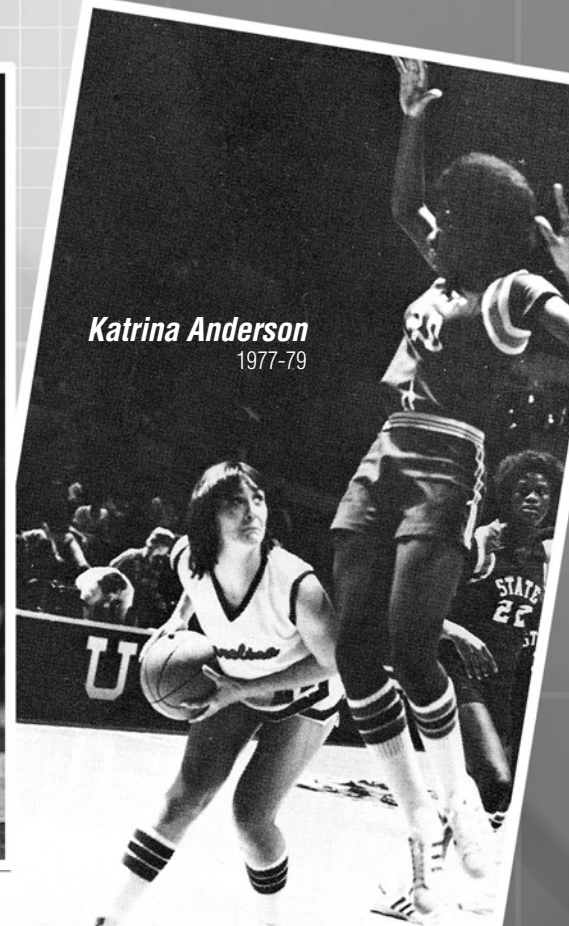
Sheila Foster
1978-82



Shannon Johnson
1992-96



Katrina Anderson
1977-79




Contents

Player Single-Game Records.....	180
Player Single-Season Records	182
Player Career Records	183
Team Single-Game Records	184
Team Single-Season Records.....	185
Opponent Single-Game Records	186
Colonial Center Records.....	187
Records by Class.....	189
SEC Tournament Records.....	193
NCAA Tournament History	195
NCAA Tournament Records.....	196
Other Postseason Tournaments.....	197

Player Single-Game Records

Most Points Scored

51	Jocelyn Penn vs. Stetson, 1/4/03
50	Jocelyn Penn vs. Wofford, 12/4/02
50	Shannon Johnson vs. Appalachian St., 1/31/96
45	Jocelyn Penn vs. College of Charleston, 11/24/02
44	Shannon Johnson vs. Appalachian St., 2/8/95
42	Shannon Johnson vs. East Tennessee St., 1/27/94
41	Katrina Anderson vs. Florida State, 2/11/78
40	Sharon Gilmore vs. Florida International, 2/27/83
39	Shannon Johnson vs. Arizona St., 12/20/95
	Denise Nanney vs. Francis Marion, 1/28/76
38	Shannon Johnson vs. LSU, 1/16/94
	Sheila Foster vs. Clemson, 2/6/82
37	Shannon Johnson vs. UNC-Charlotte, 2/16/95
	Beth Hunt vs. Virginia Tech, 2/5/90
	Schonna Banner vs. Cincinnati, 1/9/87
36	Shannon Johnson vs. Wake Forest, 11/24/95
	Shannon Johnson vs. Ga. Southern, 1/10/95
	Shannon Johnson vs. Mississippi St., 12/6/93
	Evelyn Johnson vs. Francis Marion, 2/7/83
35	Jocelyn Penn vs. Kentucky, 2/27/03
	Shannon Johnson vs. Tennessee, 2/15/96
	Lori Joyner vs. Southern Mississippi, 2/25/91
	Beth Hunt vs. Southern Mississippi, 3/10/90
	Schonna Banner vs. Southern Mississippi, 2/6/89
	Katrina Anderson vs. Queens, 1/27/79
	Katrina Anderson vs. College of Charleston, 3/4/78
34	Teresa Geter at Alabama, 1/14/01
	Shannon Johnson vs. Furman, 1/26/95
	Marsha Williams vs. Kentucky, 12/3/91
	Karen Middleton vs. Tulane, 2/23/91
	Beth Hunt vs. Southern Mississippi, 1/29/90
33	Cristina Ciocan vs. Charlotte, 12/14/03
	Beth Hunt vs. Northern Illinois, 12/3/89
	Sheila Foster vs. Notre Dame, 2/20/82
	Denise Nanney vs. Elon, 2/1/75
32	Jocelyn Penn vs. Coastal Carolina, 12/18/01
	Jocelyn Penn vs. Wofford, 12/08/01
	Annie Lester vs. Alabama, 2/17/00
	Annie Lester at Kentucky, 2/13/00
	Annie Lester vs. LSU, 12/1/98
	Lisa Williams vs. Wofford College, 11/17/98
	Shannon Johnson vs. Arkansas St. 12/29/95
	Shannon Johnson vs. Tennessee, 2/8/94
	Marsha Williams vs. College of Charleston, 12/7/91
	Marsha Williams vs. Florida State, 2/4/91
	Schonna Banner vs. North Carolina, 12/12/87
	Sheila Foster vs. Northwestern, 3/15/80
	Katrina Anderson vs. Memphis State, 3/10/78
	Katrina Anderson vs. Georgia Southern, 1/25/78
	Denise Nanney vs. James Madison, 3/7/75
	Martha Suber vs. Elon, 3/6/75
31	Kelly Morrone vs. Mercer, 11/26/03
	Annie Lester vs. Harvard, 12/19/97
	Shannon Johnson vs. Northwestern Univ., 11/25/95
	Shannon Johnson vs. South Carolina State, 1/20/94
	Marsha Williams vs. Furman, 1/22/92
	Beth Hunt vs. Cincinnati, 1/13/90
	Beth Hunt vs. Tennessee Tech, 3/15/89
	Brantley Southers vs. Southern Mississippi, 1/13/86
	Brantley Southers vs. Virginia Tech, 2/21/85
	Sheila Foster vs. Tennessee, 1/25/82
	Sheila Foster vs. N.C. State, 2/26/80
	Denise Nanney vs. College of Charleston, 1976
30	Shannon Johnson vs. Appalachian St., 12/4/93
	Beth Hunt vs. Florida State, 1/22/90
	Beth Hunt vs. Clemson, 12/9/89
	Schonna Banner vs. Appalachian State, 12/3/88
	Karen Middleton vs. Memphis State, 3/12/88
	Martha Parker vs. Southern Mississippi, 3/11/88
	Karen Middleton vs. Nevada-Las Vegas, 2/28/88



Jocelyn Penn

Brantley Southers vs. Virginia Tech, 3/7/84
 Brantley Southers vs. Clemson, 12/3/83
 Sharon Gilmore vs. Marshall, 1/5/83
 Brantley Southers vs. East Carolina, 3/14/82
 Katrina Anderson vs. College of Charleston, 2/10/78
 Denise Nanney vs. Clafin, 1/18/77

Most Field Goals Made

22	Jocelyn Penn vs. Wofford, 12/4/02
19	Jocelyn Penn vs. Stetson, 1/4/03
	Denise Nanney vs. Francis Marion, 1/28/76
	Shannon Johnson vs. Appalachian State, 1/31/96
17	Katrina Anderson vs. Winthrop, 2/11/78

Most Field Goals Attempted

37	Shannon Johnson vs. Appalachian State, 1/31/96
32	Beth Hunt vs. Southern Mississippi, 3/10/90
30	Martha Suber vs. Anderson, 1/28/75
29	Jocelyn Penn vs. Wofford, 12/4/02
	Shannon Johnson vs. Appalachian State, 12/4/93

Highest Field Goal Percentage

(Min. 10 attempts)	1.000	Brantley Southers vs. Auburn (10-10), 1/30/84
	.930	Sharon Gilmore vs. Marshall (14-15), 1/3/83
	.917	Jocelyn Penn at Vanderbilt (11-12), 1/16/03
		Jocelyn Penn vs. SC State (11-12), 12/22/99
	.909	Teresa Geter at Alabama, 1/14/01
	.910	Sharon Gilmore vs. NC State (11-12), 12/11/82
	.850	Beth Hunt vs. Florida State (12-14), 2/20/89

Most 3-Pointers Made

9	Shannon Johnson vs. Arizona State, 12/20/95
8	Kelly Morrone at Duke (OT), 11/25/01
	Karen Middleton vs. Memphis State, 3/12/88
7	Kelly Morrone vs. Mississippi, 2/5/04
	Cristina Ciocan vs. Charlotte, 12/14/03
	Kelly Morrone vs. Mercer, 11/26/03
	Sarah Burgess vs. Ole Miss, 3/6/03
	Tatyana Troina vs. Florida, 1/21/01
	Heather Godfrey vs. UTEP, 11/28/97
	Karen Middleton three times

Most 3-Pointers Attempted


20	Christi Timmons vs. Florida, 2/20/94
16	Karen Middleton vs. Auburn, 11/28/89
15	Karen Middleton vs. Memphis State, 3/12/88
14	Angela Hunter vs. Seton Hall, 12/30/04
	Kelly Morrone vs. Mercer, 11/26/03
13	Tatyana Troina at Arkansas, 1/27/02
12	Four times, last, Kelly Morrone vs. Ole Miss., 2/5/04
11	Five times, last, Lea Fabbri vs. Clemson, 12/3/04
10	13 times, last, Stacy Booker vs. Miss. State, 2/25/07

Highest 3-Point Percentage

(Min. 5 Attempts)	1.000	Shannon Johnson vs. Miami (5-5), 1/28/93
		Nicki Bass at Georgia (5-5), 1/18/92
		Karen Middleton vs. Northwestern (5-5), 3/17/90
.889		Kelly Morrone at Duke (8-9), 11/25/01
.830		Karen Middleton vs. Tulane (5-6), 2/3/90
		Jenny Randall vs. Campbell (5-6), 1/31/95
		Jenny Randall vs. Rice (5-6), 2/13/95
		Shannon Johnson vs. LSU (4-5), 1/15/94

Most Free Throws Made

18	Denise Nanney vs. James Madison, 3/7/75
17	Joyce Gilbert vs. North Greenville, 2/2/77
14	Annie Lester vs. Alabama, 2/17/00
	Annie Lester vs. Mississippi, 1/31/98
13	Shannon Johnson vs. Kentucky, 3/4/94
	Sheila Foster vs. Notre Dame, 2/20/82



Karen Middleton

Most Free Throws Attempted

- 24 Denise Nanney vs. James Madison, 3/7/75
- 19 Beth Hunt vs. Florida State, 1/22/90
- Annie Lester vs. Mississippi State, 1/31/98
- 18 Joyce Gilbert North Greenville, 2/2/77
- 17 Annie Lester vs. Alabama, 2/17/00
- Shannon Johnson vs. Kentucky, 3/4/94

Highest Free Throw Percentage

(Min. 10 attempts)

- 1.000 Nikki Miars vs. Furman (10-10), 11/23/97
- Nikki Miars vs. Clemson (12-12), 12/18/96
- Nikki Miars vs. Cornell (10-10), 12/30/97
- Sharon Gilmore vs. Indiana (12-12), 12/29/84
- .923 Jocelyn Penn vs. Wofford (12-13), 12/08/02
- .920 Shannon Johnson vs. Michigan (13-14), 3/4/94
- .910 Shannon Johnson vs. Ole Miss, (10-11), 1/28/96
- .850 Nikki Miars vs. LSU (11-13), 2/26/98

Most Rebounds

- 24 Denise Nanney vs. Anderson, 1/28/75
- 23 Denise Nanney vs. Davidson, 2/6/75
- 22 Sheila Foster vs. Clemson, 3/10/81
- Sheila Foster vs. UCLA, 1/5/81
- Katrina Anderson vs. E. Carolina, 3/11/78
- Katrina Anderson vs. Claflin, 1/24/78
- Denise Nanney vs. UNC-Greensboro, 2/14/75
- 21 Marsha Williams vs. Furman, 1/20/93
- Beth Hunt vs. Old Dominion, 1/20/90
- Sheila Foster vs. Queens, 1/27/79
- Katrina Anderson vs. Memphis St., 3/10/78
- Denise Nanney vs. Clemson, 1/10/76
- 20 Katrina Anderson vs. Francis Marion, 2/24/78
- 19 Marsha Williams vs. Charleston Southern, 12/6/91
- Beth Hunt vs. South Carolina State, 12/14/88
- Brantley Southers vs. Appalachian St., 12/5/83
- Sheila Foster vs. Kentucky, 3/18/82
- Sheila Foster vs. East Carolina, 3/14/82
- Brantley Southers vs. East Carolina, 3/14/82
- 18 Melanie Johnson vs. Coastal Carolina, 12/29/04
- Audrey Ramsey vs. Wofford, 2/19/96

Most Offensive Rebounds

- 12 Marsha Williams vs. Furman, 1/20/93
- 11 Michelle Murray vs. Georgia Southern, 2/3/92
- 10 Jocelyn Penn vs. Stetson, 1/4/03
- Annie Lester vs. Mississippi State, 1/31/98
- Beth Hunt vs. Virginia Tech, 2/5/90
- Beth Hunt vs. South Carolina State, 12/14/88
- Laura Glass vs. UNC Asheville, 2/24/86

Most Defensive Rebounds

- 15 Beth Hunt vs. Old Dominion, 1/20/90
- Sheila Foster vs. Kentucky, 3/18/82
- 13 Petra Ujhelyi vs. Wofford, 12/4/02
- Beth Hunt vs. Southern Mississippi, 1/29/90
- 12 Six times, last, Iva Sliskovic at Arkansas, 2/8/07

Most Assists

- 18 Cristina Ciocan vs. Florida A&M, 11/29/03
- 14 Cristina Ciocan vs. Vanderbilt, 1/03/02
- Mindy Ballou vs. Clemson, 2/03/86
- Martha Parker vs. Charlotte, 1/18/86
- Mindy Ballou vs. Cincinnati, 2/12/84
- Cheryl Autry vs. Spartanburg, 1979
- Cheryl Autry vs. USC-Aiken 2/24/79
- 13 Cristina Ciocan vs. Southern Utah, 12/5/03
- Cristina Ciocan vs. Clemson, 11/21/03
- Cristina Ciocan vs. Louisiana-Lafayette, 12/18/02

- Martha Parker vs. Old Dominion, 1/12/86
- Sharon Rivers vs. Memphis State, 2/10/82
- 12 Shannon Johnson vs. Campbell, 1/31/95
- Sherry David vs. DePaul, 3/01/89
- Lisa Diaz vs. North Carolina State, 2/15/89
- Lisa Diaz vs. Georgia Southern, 12/12/88
- Lisa Diaz vs. Florida State, 2/22/89
- Martha Parker vs. 1/20/88
- 11 Lea Fabbri vs. North Carolina A&T, 11/17/06
- Kelly Morrone vs Wofford, 12/4/02
- Cristina Ciocan vs. Coll. of Charleston, 11/24/02
- Cristina Ciocan vs. Mississippi, 2/24/02
- Cristina Ciocan at Florida, 2/03/02
- Natalie Funderburk vs. Mississippi St., 1/03/96
- Shannon Johnson vs. Western Carolina, 1/31/94
- Sherry David vs. Southern Mississippi, 1/29/90
- Brantley Southers vs. UNC-Asheville, 1/24/86
- Martha Parker vs. Central Florida, 1/17/86
- Mindy Ballou vs. Northern Illinois, 12/28/85
- Mindy Ballou vs. North Carolina, 12/14/85
- Mindy Ballou vs. Louisville, 1/25/85
- 10 Lauren Simms vs. South Carolina State, 12/23/06
- Iva Sliskovic vs. High Point, 12/20/06
- Lea Fabbri vs. Clemson, 12/3/04
- Cristina Ciocan vs. Mississippi, 3/6/03
- Cristina Ciocan vs. Georgia, 2/13/03
- Cristina Ciocan vs. LSU, 2/6/03
- Cristina Ciocan vs. Mississippi State, 1/9/03
- Cristina Ciocan vs. Tennessee, 1/17/02
- Kelly Morrone vs. North Carolina, 12/20/02
- Shaun Gortman vs. Auburn, 1/07/01
- Shaun Gortman vs. Georgia Southern, 12/18/99
- Shaun Gortman vs. South Carolina State, 12/22/99
- Martha Parker vs. Virginia Tech, 2/01/86
- Rita Johnson vs. Valdosta, 1/21/80
- Cheryl Autry vs. Winthrop, 2/21/79

- 9 Shaun Gortman vs Florida Atlantic, 12/15/99
- Lisa Williams vs. Mississippi, 1/31/98
- Monica Williams vs. Cincinnati, 1/09/87
- Dawn Raab vs. Georgia Southern, 12/08/86
- Dawn Raab vs. Furman, 3/02/87
- Mindy Ballou vs. Florida State, 1/02/86
- Mindi McAlister vs. Alabama-Birmingham, 2/12/85
- Mindy Ballou vs. Tulane, 1/12/85
- Mindy Ballou vs. East Carolina, 1/02/85
- Mindy Ballou vs. Southern Methodist, 12/28/84

Most Blocked Shots

- 6 Teresa Geter at Alabama, 1/14/01
- Michelle Murray, three times
- 5 Demetress Adams vs. Auburn, 2/15/07
- Ilona Burgrova vs. Florida, 1/25/07
- Melanie Johnson, twice, last, vs. Coll. of Char., 1/13/05
- Lakesha Tolliver, 3 times, last vs. Miss. State, 1/21/07
- Teresa Geter, 2 times, last at Charlotte, 12/28/00
- Petra Ujhelyi, 3 times, last at Alabama, 2/9/03
- Michelle Murray, four times
- Casie Key vs. College of Charleston, 12/20/96
- Sharon Gilmore vs. Tennessee, 1/23/84

Most Steals

- 11 Jocelyn Penn vs. S.C. State, 12/28/98
- 9 Five times last, Cristina Ciocan, vs. MTSU, 12/16/02
- 8 Six times, last, Lauren Simms vs. Tenn., 1/15/04
- 7 15 times, last, Melanie Johnson vs. Fla. A&M, 12/14/04
- 6 44 times, last, Kelly Morrone vs. UNC, 12/20/04



Cristina Ciocan

- [Intro](#)
- [Players](#)
- [Staff](#)
- [Opponents](#)
- [Review](#)
- [Records](#)
- [History](#)

Player Single-Season Records

Points

754	Katrina Anderson (1977-78)
748	Beth Hunt (1989-90)
716	Jocelyn Penn (2002-03)
700	Katrina Anderson (1978-79)
691	Shannon Johnson (1995-96)
646	Shannon Johnson (1994-95)
634	Shannon Johnson (1993-94)
627	Sheila Foster (1981-82)
615	Brantley Southers (1985-86)
598	Marsha Williams (1991-92)

Point Per Game

24.7	Shannon Johnson (1995-96)
23.9	Jocelyn Penn (2002-03)
	Shannon Johnson (1994-95)
	Shannon Johnson (1993-94)
22.7	Beth Hunt (1989-90)
22.2	Katrina Anderson (1977-78)
21.4	Marsha Williams (1991-92)
20.5	Brantley Southers (1985-86)
20.2	Sheila Foster (1981-82)
19.7	Beth Hunt (1988-89)

Rebounds

434	Katrina Anderson (1977-78)
381	Sheila Foster (1980-81)
379	Sheila Foster (1979-80)
371	Katrina Anderson (1978-79)
361	Denise Nanney (1974-75)
338	Sheila Foster (1981-82)
337	Beth Hunt (1989-90)
329	Sheila Foster (1978-79)
315	Marsha Williams (1991-92)
303	Marsha Williams (1990-91)

Rebounds Per Game

(Min. 20 GP)	
12.8	Katrina Anderson (1977-78)
12.7	Sheila Foster (1980-81)
12.1	Denise Nanney (1975-76)
12.0	Denise Nanney (1974-75)
11.3	Marsha Williams (1991-92)
10.9	Sheila Foster (1981-82)
10.7	Marsha Williams (1992-93)
10.5	Sheila Foster (1979-80)
10.2	Beth Hunt (1989-90)
10.0	Katrina Anderson (1978-79)

Offensive Rebounds *

133	Marsha Williams (1991-92)
126	Marsha Williams (1990-91)
108	Annie Lester (1997-98)
107	Beth Hunt (1988-89)
	Beth Hunt (1989-90)
103	Marsha Williams (1992-93)
100	Annie Lester (1998-99)
	Jocelyn Penn (2002-03)
98	Treka McMillian (1990-91)
94	Jocelyn Penn (2001-02)

Defensive Rebounds *

230	Beth Hunt (1989-90)
198	Petra Ujhelyi (2002-03)
182	Marsha Williams (1991-92)
177	Marsha Williams (1990-91)
174	Schonna Banner (1989-90)
169	Beth Hunt (1988-89)
161	Schonna Banner (1987-88)

160	Martha Parker (1987-88)
154	Schonna Banner (1988-89)
153	Marsha Williams (1992-93)

Assists *

219	Mindy Ballou (1983-84)
207	Cristina Ciocan (2002-03)
190	Sharon Rivers (1981-82)
185	Cristina Ciocan (2001-02)
174	Mindy Ballou (1985-86)
	Lisa Diaz (1988-89)
162	Mindy Ballou (1984-85)
	Martha Parker (1985-86)
161	Sherry David (1989-90)
160	Sherry David (1990-91)

Blocked Shots *

60	Lakesha Tolliver (2006-07)
58	Teresa Geter (2000-01)
54	Melanie Johnson (2004-05)
53	Michelle Murray (1990-91)
49	Michelle Murray (1991-92)
48	Petra Ujhelyi (2002-03)
45	Petra Ujhelyi (2001-02)
43	Michelle Murray (1992-93)
42	Lakesha Tolliver (2005-06)
41	Teresa Geter (2001-02)

Steals *

126	Katrina Anderson (1978-79)
112	Jocelyn Penn (2002-03)
94	Jocelyn Penn (2001-02)
89	Rita Johnson (1979-80)
88	Sheila Foster (1979-80)
	Rita Johnson (1980-81)
79	Jocelyn Penn (1998-99)
77	Martha Parker (1985-86)
76	Annie Lester (1997-98)
	Martha Parker (1986-87)

Field Goals Made

316	Beth Hunt (1989-90)
306	Katrina Anderson (1977-78)
283	Katrina Anderson (1978-79)
282	Jocelyn Penn (2002-03)
266	Brantley Southers (1985-86)
252	Sheila Foster (1981-82)
245	Sheila Foster (1979-80)
242	Beth Hunt (1988-89)
239	Brantley Southers (1983-84)
238	Shannon Johnson (1995-96)

Field Goals Attempted

573	Brantley Southers (1985-86)
547	Beth Hunt (1989-90)
544	Katrina Anderson (1977-78)
544	Shannon Johnson (1995-96)
540	Katrina Anderson (1978-79)
527	Denise Nanney (1976-77)
509	Martha Suber (1974-75)
508	Marsha Williams (1991-92)
506	Shannon Johnson (1993-94)
497	Shannon Johnson (1994-95)

Field Goal Percentage

(Min. 150 FGA)	
.628 (282-449)	Jocelyn Penn (2002-03)
.621 (218-351)	Jocelyn Penn (2001-02)
.595 (94-158)	Demetress Adams (2005-06)

.595 (113-190)	Teresa Geter (2000-01)
.583 (252-432)	Sheila Foster (1981-82)
.580 (184-317)	Sharon Gilmore (1982-83)
.578 (316-547)	Beth Hunt (1989-90)
.576 (242-420)	Beth Hunt (1988-89)
.571 (181-317)	Schonna Banner (1989-90)
.563 (202-359)	Martha Parker (1987-88)

3-Pointers Made

115	Karen Middleton (1990-91)
84	Christi Timmons (1991-92)
82	Shannon Johnson (1995-96)
81	Kelly Morrone (2003-04)
79	Christi Timmons (1993-94)
76	Karen Middleton (1989-90)
75	Karen Middleton (1987-88)
64	Shannon Johnson (1994-95)
62	Kelly Morrone (2002-03)
60	Nicki Bass (1993-94)

3-Pointers Attempted

265	Karen Middleton (1990-91)
244	Christi Timmons (1993-94)
241	Christi Timmons (1991-92)
202	Shannon Johnson (1995-96)
199	Kelly Morrone (2003-04)
198	Christi Timmons (1994-95)
189	Kelly Morrone (2002-03)
183	Nicki Bass (1993-94)
182	Shannon Johnson (1994-95)
173	Karen Middleton (1987-88)

3-Point FG Percentage

(Min. 80 3FGA)	
.469 (76-162)	Karen Middleton (1989-90)
.455 (51-112)	Karen Middleton (1988-89)
.434 (115-265)	Karen Middleton (1987-88)
.434 (75-173)	Karen Middleton (1987-88)
.407 (81-199)	Kelly Morrone (2003-04)
.406 (82-202)	Shannon Johnson (1995-96)
.406 (43-106)	Heather Godfrey (1994-95)
.396 (44-111)	Shannon Johnson (1993-94)
.386 (32-83)	Nicki Bass (1990-91)
.370 (50-135)	Kelly Morrone (1999-00)

Free Throws Made

157	Martha Parker (1987-88)
154	Shannon Johnson (1994-95)
142	Katrina Anderson (1977-78)
138	Jocelyn Penn (2002-03)
134	Katrina Anderson (1978-79)
133	Shannon Johnson (1995-96)
128	Shannon Johnson (1993-94)
126	Marsha Williams (1991-92)
124	Nikki Miars (1996-97)
123	Sheila Foster (1981-82)

Free Throws Attempted

381	Sheila Foster (1980-81)
242	Katrina Anderson (1977-78)
231	Martha Parker (1987-88)
227	Shannon Johnson (1994-95)
200	Marsha Williams (1991-92)
196	Nicki Bass (1991-92)
195	Katrina Anderson (1978-79)
194	Jocelyn Penn (2002-03)
186	Shannon Johnson (1993-94)
179	Shannon Johnson (1995-96)

Free Throw Percentage

(Min. 80 FTA)	
.856 (83-97)	Brantley Southers (1985-86)
.830 (73-88)	Brantley Southers (1983-84)
.816 (124-152)	Nikki Miars (1996-97)
.814 (79-97)	Mindy Ballou (1985-86)
.812 (69-85)	Teresa Geter (2001-02)
.804 (78-97)	Rita Johnson (1980-81)
.798 (79-99)	Lisa Williams (1996-97)
.793 (119-150)	Martha Parker (1988-89)
.777 (115-148)	Annie Lester (1997-98)
.770 (104-135)	Lori Joyner (1992-93)

Games Played

37	Katrina Anderson (1978-79)
	Cheryl Autry (1978-79)
	Sheila Foster (1978-79)
	Jean Walling (1978-79)
36	Sheila Foster (1979-80)
	Cynthia Jacobs (1979-80)
	Evelyn Johnson (1979-80)
	Rita Johnson (1979-80)
	Jean Walling (1979-80)
35	Becky Parker (1979-80)

Games Started *

34	Katrina Anderson (1977-78)
	Martha Parker (1987-88)
33	Schonna Banner (1989-90)
	Lisa Diaz (1989-90)
	Beth Hunt (1989-90)
	Karen Middleton (1989-90)
32	Sherry David (1989-90)
31	Nine Players

Total Minutes Played *

1175	Sheila Foster (1981-82)
1172	Martha Parker (1987-88)
1139	Karen Middleton (1989-90)
1134	Karen Middleton (1990-91)
1124	Sheila Foster (1980-81)
1122	Martha Parker (1986-87)
1119	Martha Parker (1985-86)
1116	Mindy Ballou (1985-86)
1100	Lisa Diaz (1989-90)
1088	Jocelyn Penn (2002-03)

Minutes Played Average

(Min 20 GP)*	
38.3	Nikki Miars (1997-98)
37.9	Sheila Foster (1981-82)
37.5	Sheila Foster (1980-81)
37.4	Martha Parker (1986-87)
37.3	Martha Parker (1985-86)
37.2	Mindy Ballou (1985-86)
36.6	Karen Middleton (1990-91)
36.3	Jocelyn Penn (2002-03)
36.0	Shannon Johnson (1994-95)
35.9	Nikki Miars (1998-99)

* Records are indicative only of years in which statistical categories were kept throughout the season.

Points

2266	Sheila Foster (1978-82)
2230	Shannon Johnson (1992-96)
1982	Brantley Southers (1981-86)
1939	Jocelyn Penn (1998-03)
1791	Schonna Banner (1986-90)
1728	Martha Parker (1985-89)
1714	Karen Middleton (1987-91)
1620	Evelyn Johnson (1979-83)
1585	Marsha Williams (1989-93)
1511	Sharon Gilmore (1982-86)

Points Per Game (Min. 50 GP)

21.3	Beth Hunt (1988-90)
20.5	Katrina Anderson (1977-79)
	Shannon Johnson (1992-96)
17.8	Denise Nanney (1974-77)
16.9	Sheila Foster (1978-82)
16.6	Jocelyn Penn (1998-03)
16.5	Brantley Southers (1981-86)
16.1	Charlene DuBose (1974-76)
14.3	Schonna Banner (1986-90)
	Evelyn Johnson (1979-83)

Rebounds

1427	Sheila Foster (1978-82)
1026	Marsha Williams (1989-93)
901	Schonna Banner (1986-90)
882	Sharon Gilmore (1982-86)
877	Denise Nanney (1974-77)
862	Brantley Southers (1981-86)
805	Katrina Anderson (1977-79)
802	Jocelyn Penn (1998-03)
785	Annie Lester (1996-00)
754	Jean Walling (1977-80)

Rebounds Per Game (Min. 50 GP)

11.3	Katrina Anderson (1977-79)
11.2	Denise Nanney (1974-77)
10.6	Sheila Foster (1978-82)
9.7	Beth Hunt (1988-90)
8.8	Marsha Williams (1989-93)
8.0	Sharon Gilmore (1982-86)
7.9	Cynthia Jacobs (1978-80)
7.2	Schonna Banner (1986-90)
	Brantley Southers (1981-86)
	Petra Ujhelyi (2000-03)

Offensive Rebounds *

427	Marsha Williams (1989-93)
348	Annie Lester (1996-00)
345	Jocelyn Penn (1998-03)
254	Michelle Murray (1989-93)
214	Beth Hunt (1988-90)
203	Treka McMillian (1988-92)
201	Shannon Johnson (1992-96)
	Petra Ujhelyi (2000-03)
188	Lisa Williams (1995-99)
184	Cindy Kelly (1992-96)

Defensive Rebounds *

599	Marsha Williams (1989-93)
491	Iva Sliskovic (2003-07)
458	Jocelyn Penn (1998-03)
453	Petra Ujhelyi (2000-03)
437	Annie Lester (1996-00)
406	Shaun Gortman (1998-02)
399	Beth Hunt (1988-90)

396	Shannon Johnson (1992-96)
377	Michelle Murray (1989-93)
317	Karen Middleton (1987-91)

Assists *

615	Cristina Ciocan (2000-04)
595	Mindy Ballou (1982-86)
543	Martha Parker (1985-89)
512	Sharon Rivers (1979-83)
498	Lisa Diaz (1986-90)
467	Shannon Johnson (1992-96)
424	Sherry David (1987-91)
409	Karen Middleton (1987-91)
400	Marsi McAlister (1981-85)
386	Nikki Miars (1995-99)

Blocked Shots

148	Michelle Murray (1989-93)
130	Lakesha Tolliver (2004-07)
116	Petra Ujhelyi (2000-03)
114	Iva Sliskovic (2003-07)
103	Schonna Banner (1986-90)
101	Sharon Gilmore (1982-86)
99	Melanie Johnson (2004-07)
	Teresa Geter (2000-02)
96	Ilona Burgrova (2004-07)
63	Demetress Adams (2005-07)

Steals *

359	Jocelyn Penn (1998-03)
284	Martha Parker (1985-89)
260	Shannon Johnson (1992-96)
227	Cristina Ciocan (2000-04)
215	Annie Lester (1996-00)
213	Lisa Williams (1995-99)
	Monica Williams (1983-88)
212	Shaunzinski Gortman (1998-02)
	Sharon Rivers (1979-83)
211	Nikki Miars (1995-99)

Field Goals Made

924	Sheila Foster (1978-82)
859	Brantley Southers (1981-86)
775	Schonna Banner (1986-90)
772	Shannon Johnson (1992-96)
757	Jocelyn Penn (1998-03)
674	Evelyn Johnson (1979-83)
646	Sharon Gilmore (1982-86)
638	Karen Middleton (1987-91)
633	Marsha Williams (1989-93)
626	Martha Parker (1985-89)

Field Goals Attempted

1768	Brantley Southers (1981-86)
1759	Shannon Johnson (1992-96)
1712	Sheila Foster (1978-82)
1426	Schonna Banner (1986-90)
1417	Karen Middleton (1987-91)
1390	Evelyn Johnson (1979-83)
1389	Marsha Williams (1989-93)
1359	Denise Nanney (1974-77)
1277	Jocelyn Penn (1998-03)
1269	Shaunzinski Gortman (1998-02)

Field Goal Percentage (Min. 300 FGA)

.593 (757-1277)	Jocelyn Penn (1998-03)
.577 (558-967)	Beth Hunt (1988-90)
.543 (775-1426)	Schonna Banner (1986-90)

.543 (589-1084)	Katrina Anderson (1977-79)
.540 (924-1712)	Sheila Foster (1978-82)
.538 (207-385)	Teresa Geter (2000-02)
.532 (626-1177)	Martha Parker (1985-89)
.522 (646-1238)	Sharon Gilmore (1982-86)
.511 (209-409)	Renee Najarian (1983-85)
.502 (275-548)	Cynthia Jacobs (1978-80)

3-Pointers Made

317	Karen Middleton (1987-91)
239	Christi Timmons (1991-95)
238	Kelly Morrone (1999-04)
208	Shannon Johnson (1992-96)
159	Heather Godfrey (1994-98)
152	Nicki Bass (1990-94)
119	Stacy Booker (2003-07)
114	Nikki Miars (1995-99)
111	Shaun Gortman (1998-02)
104	Jenny Randall (1991-95)

3-Pointers Attempted

794	Christi Timmons (1991-95)
712	Karen Middleton (1987-91)
650	Kelly Morrone (1999-04)
545	Shannon Johnson (1992-96)
480	Heather Godfrey (1994-98)
470	Nicki Bass (1990-94)
418	Stacy Booker (2003-07)
365	Nikki Miars (1995-99)
359	Lisa Williams (1995-99)
338	Shaun Gortman (1998-02)

3-Point FG Percentage (Min. 160 3FGA)

.445 (317-712)	Karen Middleton (1987-91)
.382 (208-545)	Shannon Johnson (1992-96)
.366 (238-650)	Kelly Morrone (1999-04)
.337 (92-273)	Talyana Troina (2000-02)
.331 (159-480)	Heather Godfrey (1994-98)
.330 (97-294)	Cristina Ciocan (2000-04)
.328 (111-338)	Shaun Gortman (1998-02)
.326 (104-319)	Jenny Randall (1991-95)
.323 (152-470)	Nicki Bass (1990-94)
.312 (114-365)	Nikki Miars (1995-99)

Free Throws Made

478	Shannon Johnson (1992-96)
473	Martha Parker (1985-89)
418	Sheila Foster (1978-82)
411	Jocelyn Penn (1998-03)
357	Nikki Miars (1995-99)
333	Annie Lester (1996-00)
319	Marsha Williams (1989-93)
276	Katrina Anderson (1977-79)
272	Evelyn Johnson (1979-83)
264	Brantley Southers (1981-86)

Free Throws Attempted

824	Sheila Foster (1978-82)
679	Shannon Johnson (1992-96)
641	Martha Parker (1985-89)
604	Jocelyn Penn (1998-03)
513	Marsha Williams (1989-93)
474	Nikki Miars (1995-99)
455	Annie Lester (1996-00)
437	Katrina Anderson (1977-79)
395	Evelyn Johnson (1979-83)
384	Sharon Gilmore (1982-86)

Free Throw Percentage

(Min. 160 FTA)	
.802 (264-329)	Brantley Southers (1981-86)
.777 (143-184)	Teresa Geter (2000-02)
.762 (138-181)	Jenny Randall (1991-95)
.754 (211-280)	Mindy Ballou (1982-86)
.753 (357-474)	Nikki Miars (1995-99)
.749 (143-191)	Lisa Diaz (1986-90)
.747 (121-162)	Karen Middleton (1987-91)
.738 (473-641)	Martha Parker (1985-89)
.736 (240-326)	Lori Joyner (1988-93)
.732 (333-455)	Annie Lester (1996-00)

Games Played

134	Sheila Foster (1978-82)
130	Rita Johnson (1977-81)
128	Karen Middleton (1987-91)
126	Lisa Diaz (1986-90)
	Monica Williams (1983-88)
125	Schonna Banner (1986-90)
124	Martha Parker (1985-89)
122	Becky Parker (1979-83)
	Sharon Rivers (1979-83)
120	Brantley Southers (1981-86)

Games Started *

122	Martha Parker (1985-89)
113	Schonna Banner (1986-90)
108	Shannon Johnson (1992-96)
105	Sharon Gilmore (1982-86)
104	Cristina Ciocan (2000-04)
103	Brantley Southers (1981-86)
102	Lauren Simms (2003-07)
100	Shaunzinski Gortman (1998-02)
	Nikki Miars (1995-99)
96	Annie Lester (1996-00)

Total Minutes Played *

4456	Martha Parker (1985-89)
4013	Karen Middleton (1987-91)
3886	Brantley Southers (1981-86)
3802	Schonna Banner (1986-90)
3711	Nikki Miars (1995-99)
3495	Shannon Johnson (1992-96)
3485	Jocelyn Penn (1998-03)
3468	Lisa Diaz (1986-90)
3339	Cristina Ciocan (2000-04)
3228	Monica Williams (1983-88)

Minutes Played Per Game* (Min 75 GP)

35.9	Martha Parker (1985-89)
34.4	Nikki Miars (1995-99)
32.4	Brantley Southers (1981-86)
32.1	Shannon Johnson (1992-96)
31.4	Karen Middleton (1987-91)
30.4	Schonna Banner (1986-90)
30.0	Shaunzinski Gortman (1998-02)
29.8	Jocelyn Penn (1998-03)
28.8	Cristina Ciocan (2000-04)
28.6	Christi Timmons (1991-95)

* Records are indicative only of years in which statistical categories were kept throughout the season.

Intro
Players
Staff
Opponents
Review
Records
History

Team Single-Game Records

Most Points

- 137 vs. Wheeling, 1/13/79
- 124 vs. Notre Dame, 1/31/81
- 119 vs. Columbia College, 11/78
- 117 vs. North Carolina A&T, 11/17/06
- vs. East Tennessee State, 12/19/00
- 115 vs. Florida State, 2/11/78

Most Points, First Half

- 65 vs. East Tennessee State, 12/19/00
- 64 vs. Longwood, 2/21/06
- 59 vs. S.C. State, 12/14/88
- 58 vs. Texas Pan-American, 12/29/98
- 57 3 times, last vs. N.C. A&T, 11/17/06
- 55 vs. UNC-Asheville, 2/24/85

Most Points, Second Half

- 68 vs. Wofford, 11/17/98
- 60 vs. North Carolina A&T, 11/17/06
- 59 vs. LSU, 1/15/94
- 58 2 times, last vs. Furman, 11/16/01
- 57 3 times

Least Points

- 33 at Vanderbilt, 1/5/97
- 35 vs. Georgia, 2/1/97
- 36 at Tennessee, 2/1/07
- vs. LSU, 2/13/05
- 38 2 times, last at Alabama, 2/9/97
- 40 vs. Clemson, 12/8/90
- 41 at NC State, 11/29/06
- vs. Vanderbilt, 2/29/04
- 42 vs. Seton Hall, 12/30/04
- 43 2 times, last at Vanderbilt, 1/9/05

Least Points, First Half

- 9 vs. Georgia, 2/1/97
- 11 at Tennessee, 2/1/07
- 13 at Vanderbilt, 1/9/05
- 14 twice, last 2/22/97 at Kentucky
- 15 at Tennessee, 1/11/01
- 16 2 times, last vs. Georgia, 2/22/04
- 17 3 times, last at Kentucky, 1/30/05

Least Points, Second Half

- 15 at Maine, 11/30/91
- 16 vs. Clemson, 11/29/00
- 17 3 times, last vs. LSU, 2/13/05
- 18 3 times, last vs. Vanderbilt, 2/29/04
- 20 2 times, last at Virginia, 1/2/05

Largest Combined Score

- 214 vs. Cincinnati (112-102), 2/12/84
- 202 vs. Clemson (103-99), 11/21/03
- 195 2 times, last vs. F (109-86), 12/31/94
- 189 vs. Columbia Coll., (119-70), 11/78
- 188 at Georgia, (91-97 2 OT), 2/13/03
- vs. E. Tenn. State, (117-71), 12/19/00

Largest Carolina Victory

- 103 vs. Wheeling (137-34), 1/13/79
- 76 vs. Notre Dame (124-48), 1/31/80
- 75 vs. UNC Asheville (111-36), 2/24/86
- 64 vs. Florida State (115-52), 2/12/78
- 62 2 times, last vs. Stetson (101-39), 1/4/03
- 61 vs. Bethune-Cookman (87-26), 12/21/05
- 60 vs. Alabama (95-35), 1/14/07

Largest Carolina Defeat

- 54 at Tennessee (45-99), 1/11/01
- 49 at Alabama (38-87), 2/9/97
- 45 at Vanderbilt (43-88), 1/9/05
- 43 vs. Tennessee (57-100), 2/8/93
- 39 vs. Anderson (60-99), 12/2/74
- 37 vs. Vanderbilt (33-70), 1/5/97
- 36 at Tennessee (36-72), 2/1/07
- 33 vs. Clemson (40-73), 12/8/89

Most Field Goals Made

- 60 vs. Wheeling, 1/13/79
- 47 vs. UNC Asheville, 2/24/86
- 46 vs. North Carolina A&T, 11/17/06
- 45 vs. East Tennessee State, 12/19/00
- vs. S.C. State, 12/4/84
- 44 vs. Texas-Pan American, 12/29/98

Most Field Goal Attempts

- 105 vs. Georgia Southern, 12/9/78
- 89 vs. S.C. State, 12/22/98
- 86 3 times, last vs. N.C. A&T, 11/17/06
- 85 vs. Western Carolina, 1/13/94

Highest FG Percentage

- .717 vs. Ga. Southern (33-46), 12/19/87
- .671 vs. Notre Dame (55-82), 1/31/81
- .652 vs. E. Tenn. State (45-69), 12/19/00
- .635 vs. Cincinnati (26-41), 1/16/88
- .627 vs. S.C. State (37-59), 12/22/99
- .618 vs. Hartford (34-55), 3/18/07
- .593 vs. UW-Milwaukee (32-54), 12/28/98

Most 3-Pointers Made

- 17 vs. Western Carolina, 1/13/94
- 14 vs. Florida, 1/21/01
- vs. Rice, 2/13/95
- 13 2 times, last vs. Coastal Carolina, 1/16/96
- 11 4 times, last vs. Clemson, 12/3/04

Most 3-Pointer Attempts

- 46 vs. Florida, 2/20/94
- 43 vs. Alabama, 1/22/94
- 33 vs. Wofford, 2/19/96
- 31 2 times, last vs. Clemson, 12/3/04
- 30 at Mississippi, 2/04/01
- 29 3 times, last vs. Florida, 1/30/03

Highest 3-Point %age

- 1.000 Five times
- .750 vs. VCU (6-8), 1/10/91
- .700 vs. Tennessee (7-10), 1/14/00
- .667 2 times, last vs. Arkansas (6-9), 1/13/02
- .615 at Alabama (8-13), 1/22/06
- .600 4 times, last vs. Hartford (6-10), 3/18/07

Most Free Throws Made

- 42 vs. Cincinnati, 2/12/84
- 33 2 times, last vs. Wofford, 11/17/98
- 29 vs. Alabama, 1/14/07
- 28 Three times
- 27 vs. LSU, 2/15/97
- 26 3 times, last vs. Kentucky, 1/28/07

Most Free Throw Attempts

- 54 vs. Cincinnati, 2/12/84
- 51 vs. Georgia, 2/16/93

- 46 vs. Alabama, 1/14/07
- 45 vs. Alabama, 3/16/89
- 44 vs. Wofford, 11/17/98
- 40 vs. Kentucky, 1/28/07

Highest Free Throw %age

- 1.000 4 times, last vs. Arkansas (7-7), 2/11/95
- .957 vs. Georgia State (22-23), 2/28/87
- .947 vs. Southern Miss. (18-19), 1/28/91
- .941 2 times, last at Clemson (16-17), 1/2/06
- .929 2 times, last vs. Auburn, 1/07/01

Most Rebounds

- 82 vs. Clafin, 1/24/78
- 67 vs. Georgia Southern, 12/1/90
- 66 vs. Marist, 12/18/96
- 62 vs. Florida A&M, 12/30/01
- vs. High Point, 12/20/06
- vs. Clemson, 11/20/06
- 61 2 times, last vs. North Carolina, 12/20/01
- 59 2 times, last vs. Bethune-Cookman, 12/21/05

Most Offensive Rebounds

- 35 vs. Louisiana-Lafayette, 11/18/01
- 32 at Charleston Southern, 12/6/91
- 31 vs. Winthrop, 2/15/97
- 30 vs. Alabama, 1/14/07
- 29 2 times, last vs. Savannah State, 12/19/05
- 28 2 times, last at Ga. Southern, 12/1/90
- 27 vs. Hofstra, 3/21/07
- vs. Georgia, 12/11/90

Most Defensive Rebounds

- 42 vs. North Carolina, 12/20/01
- 42 vs. Memphis, 2/17/90
- 41 4 times, last vs. Bethune-Cookman, 12/21/05
- 40 vs. High Point, 12/20/06
- at Mississippi State, 1/3/96
- 39 2 times, last at Memphis, 1/3/91
- 38 vs. Clemson, 11/20/06
- at S.C. State, 1/12/90

Most Assists

- 35 vs. UNC Asheville, 2/24/86
- 34 2 times, last vs. Fla. Atlantic, 12/15/99
- vs. S.C. State, 12/14/88
- 33 3 times, last vs. Wofford, 12/4/02
- 32 vs. North Carolina A&T, 11/17/06
- vs. East Tennessee State, 12/19/00

Most Personal Fouls

- 34 vs. Florida State, 1/25/88
- 33 vs. Alabama, 2/25/99
- 30 3 times, last at Florida, 1/30/00
- 29 2 times, last vs. Clemson, 11/28/01

Most Turnovers

- 35 vs. Georgia State, 2/28/87
- 34 at Tennessee, 2/1/07
- at LSU, 2/27/00
- 31 2 times, last vs. Miss. State, 1/10/99
- vs. Nebraska, 12/4/92
- 30 3 times, last at Washington, 11/14/05

Most Blocked Shots

- 13 2 times, last vs. W. Carolina, 12/29/05
- 12 at UNC Wilmington, 12/30/06
- 11 2 times, last vs. Coll. of Char., 1/13/05
- 10 9 times, last vs. Miss. State, 2/25/07
- 9 3 times, last vs. Florida, 1/25/07
- 8 3 times, last vs. Auburn, 2/15/04

Most Steals

- 35 vs. Georgia Southern, 12/9/78
- 30 vs. South Carolina St., 12/22/98
- 30 vs. Coastal Carolina, 12/19/99
- 25 vs. Fordham, 12/3/06
- vs. Georgia Southern, 12/12/88
- 24 vs. Coastal Carolina, 12/18/01
- 23 vs. Charleston Southern, 12/6/91



Most Games Played

37	1978-79 (27-10)
36	1979-80 (30-6)
34	1977-78 (24-10)
	1987-88 (23-11)
33	2006-07 (18-15)
	1989-90 (24-9)
32	2001-02 (25-7)

Most Games Won

30	1979-80 (30-6)
27	1978-79 (27-10)
25	2001-02 (25-7)
24	1989-90 (24-9)
	1977-78 (24-10)
23	4 times, last 2002-03

Highest Win %age

.833	1979-80 (30-6)
.781	2001-02 (25-7)
.767	1988-89 (23-7)
.742	2002-03 (23-8)
.730	1978-79 (27-10)
.727	1989-90 (24-9)
.706	1977-78 (24-10)

Longest Winning Streaks

13	1985-86
12	2001-02
	1979-80
10	1981-82
9	1988-89
	1990-91
8	2002-03
	2003-04

Most Consecutive Losses

9	2004-05
8	2003-04 thru 2004-05
	2003-04
7	1975-76
	1998-99

Most Points Scored

2,953	1978-79 (37 games)
2,754	1979-80 (36 games)
2,476	1989-90 (33 games)

2,460	1987-88 (34 games)
2,407	1988-89 (30 games)

Most Points Allowed

2,288	1978-79 (37 games)
2,283	1987-88 (34 games)
2,210	1979-80 (36 games)
2,127	1983-84 (30 games)
2,089	1989-90 (33 games)

Highest Scoring Avg.

80.2	1988-89 (30 games)
79.8	1978-79 (37 games)
79.4	1993-94 (27 games)
75.8	1983-84 (30 games)
75.0	1989-90 (33 games)

Highest Victory Margin

18.0	1978-79 (37 games)
15.1	1979-80 (36 games)
14.7	2002-03 (31 games)
13.9	1988-89 (30 games)
12.2	2005-06 (29 games)
11.7	1989-90 (33 games)
11.1	2001-02 (32 games)

Highest Oppt. Scoring Average

76.0	1994-95 (27 games)
74.9	1993-94 (27 games)
72.9	1998-99 (27 games)
72.4	1997-98 (28 games)
71.8	1982-83 (28 games)

Lowest Oppt. Scoring Average

56.8	2005-06
58.1	2004-05
59.3	2002-03
59.5	2006-07
60.6	1991-92
60.8	1986-87
61.4	1979-80

Most FGs Made

1,234	1978-79 (37 games)
1,141	1979-80 (36 games)
1,014	1989-90 (33 games)

981	1987-88 (34 games)
977	1980-81 (30 games)

Most FGs Attempted

2,524	1978-79 (37 games)
2,458	1979-80 (36 games)
2,136	2006-07 (33 games)
2,131	1974-75 (30 games)
2,090	1989-90 (34 games)
2,036	1989-90 (33 games)

Highest FG %age

.527	1988-89 (976-1,852)
.498	1989-90 (1,014-2,036)
.490	1981-82 (974-1,986)
.489	1978-79 (1,234-2,524)

Most 3-Pointers Made

248	1993-94 (27 games)
218	1994-95 (28 games)
206	1995-96 (28 games)
202	2003-04 (28 games)
189	2002-03 (31 games)
	1990-91 (31 games)
174	2001-02 (32 games)
149	1991-92 (28 games)

Most 3-Pointers Attempted

744	1993-94 (27 games)
725	1994-95 (27 games)
601	1995-96 (28 games)
595	2002-03 (31 games)
591	2003-04 (28 games)
524	2001-02 (32 games)
503	2004-05 (29 games)
481	1990-91 (31 games)

Highest 3-Point Percentage

.446	1988-89 (54-121)
.441	1989-90 (86-195)
.395	1988-89 (90-228)
.393	1990-91 (189-481)
.343	1995-96 (206-601)
.343	1991-92 (149-434)

Consecutive Games With A 3FGM

136	11/24/01 - 1/29/06
85	2/27/93-11/23/96
77	3/9/90-1/6/93
58	1/6/98-1/20/00
40	1/23/00 - 11/16/01
15	1/20/87-2/28/88
14	2/24/97-1/2/98

Most FTs Made

485	1978-79 (37 games)
472	1979-80 (36 games)
461	1998-99 (27 games)
427	1980-81 (30 games)
411	1997-98 (28 games)

Most FTs Attempted

748	1978-79 (37 games)
713	1979-80 (36 games)
666	1998-99 (27 games)
647	2006-07 (33 games)
638	1991-92 (28 games)
630	1997-98 (28 games)

Highest Free Throw Percentage

.723	1988-89 (401-555)
.704	1983-84 (393-558)
.697	1985-86 (377-541)
.692	1998-99 (461-666)
.680	1999-00 (391-573)
.679	2000-01 (326-480)

Most Rebounds

1,740	1977-78 (34 games)
1,551	1979-80 (36 games)
1,455	2006-07 (33 games)
1,332	1987-88 (34 games)
1,328	1989-90 (34 games)
1,304	1990-91 (31 games)

Most Offensive Rebounds

592	2006-07 (33 games)
468	2001-02 (32 games)
465	1998-99 (27 games)
457	2002-03 (31 games)
447	2005-06 (29 games)
431	2004-05 (29 games)
430	1990-91 (31 games)
418	1999-00 (28 games)
413	1987-88 (34 games)
411	1997-98 (28 games)

Most Defensive Rebounds

863	2006-07 (33 games)
826	1989-90 (34 games)
799	2001-02 (32 games)
774	2005-06 (29 games)
767	2002-03 (31 games)
761	1987-88 (34 games)
749	2004-05 (29 games)
729	1990-91 (31 games)
708	2000-01 (28 games)
674	1999-00 (28 games)

Highest Reb. Avg.

51.2	1977-78 (34 games)
44.1	2006-07 (33 games)
43.1	1979-80 (36 games)
42.5	1996-97 (27 games)
42.1	2005-06 (29 games)
	1990-91 (31 games)
	1993-94 (27 games)

Highest Rebounding Margin

8.5	2006-07 (33 games)
8.3	2005-06 (29 games)
6.0	1979-80 (36 games)
5.9	1989-90 (34 games)
5.3	1990-91 (31 games)
5.2	2002-03 (31 games)
4.5	1999-00 (28 games)
4.3	2001-02 (32 games)

Most Assists

633	1979-80 (36 games)
618	1988-89 (30 games)
586	2001-02 (32 games)
578	2002-03 (31 games)
	1987-88 (34 games)
572	1989-90 (34 games)
567	1985-86 (30 games)

Most Steals

496	1979-80 (36 games)
406	2001-02 (32 games)
392	2006-07 (33 games)
384	1998-99 (27 games)
366	2002-03 (31 games)
358	1981-82 (31 games)
348	1990-91 (30 games)
324	1985-86 (30 games)

Most Blocked Shots

199	2006-07 (33 games)
193	2005-06 (29 games)
176	2004-05 (29 games)
115	2001-02 (32 games)
114	1981-82 (31 games)
113	2000-01 (28 games)
99	1991-92 (28 games)
94	1992-93 (27 games)
91	1990-91 (31 games)
89	1983-84 (30 games)

Most Personal Fouls

612	2006-07 (33 games)
609	1987-88 (34 games)
600	1998-99 (27 games)
599	1997-98 (28 games)
598	1983-84 (30 games)
572	1993-94 (27 games)

Most Turnovers

653	1979-80 (36 games)
630	1999-00 (28 games)
628	1981-82 (31 games)
608	2006-07 (33 games)
597	1996-97 (27 games)
594	2004-05 (29 games)
592	1991-92 (28 games)
580	1987-88 (34 games)

Intro
Players
Staff
Opponents
Review
Records
History



Opponent Single-Game Records

Individual Records

Most Points Scored

46 by Cornelia Gayden, LSU, 1/14/95
44 by Karen Pelphrey, Marshall, 1/15/84

Most Field Goals Made

19 by Barbara Kennedy, Clemson, 2/6/82
17 by Karen Pelphrey, Marshall, 1/15/84
by Rachelle Bostic, Indiana, 12/29/83

Most Field Goals Attempted

41 by Pearl Moore, Francis Marion, 2/13/77
36 by Carmen Jones, Tulane, 3/8/90

Most Three-Pointers Made

8 by Jeni Garber, Virginia Tech, 2/16/91
7 by Brandi McCain, Florida, 1/21/01

Most Three-Pointers Attempted

17 by Shaundra Roberts, Kentucky, 1/24/96
15 by Jeni Garber, Virginia Tech, 2/16/91
by Brandi McCain, Florida, 1/21/01

Most Free Throws Made

14 by Lakeia Stokes, Clemson, 11/21/03
by Danielle Featherstone, Arkansas St., 12/29/94
13 3 times, last by Tombi Bell, Florida, 1/30/00

Most Free Throws Attempted

22 by Murrell Page, Florida, 1/17/98
20 by Lakeia Stokes, Clemson, 11/21/03
18 by Cheryl Cook, Cincinnati, 1/24/85

Most Rebounds

23 by Janet Harris, Georgia, 1/30/82
20 by Sylvia Fowles, LSU, 2/4/07
by Ernestine Jaimson, Benedict, 2/23/78

Most Offensive Rebounds

10 3 times
9 5x, last by Jennifer Humphrey, Kentucky, 2/9/06

Most Defensive Rebounds

17 by Jennifer Brzezinski, Michigan, 12/1/94
15 by Katrina McClain, Georgia, 1/2/87

Most Assists

16 Karla May, Marshall, 1/15/84
14 2 times

Most Steals

10 3 times, last by Cherele George, Purdue, 11/26/05
9 3 times

Most Blocked Shots

8 by Regina Street, Memphis State, 2/14/84
7 4 times, last by Marita Payne, Auburn, 2/16/06

Most Turnovers

14 by Roberta Williams, S.C. State, 12/3/79
13 by Alexis Williams, UT Pan-American, 12/29/98

Team Records

Most Points Scored

116 College of Charleston, 1/26/76
103 Clemson, 11/21/03

Most Points Scored, First Half

56 Georgia, 2/08/01
54 Tennessee, 1/11/01

Most Points Scored, Second Half

59 Vanderbilt, 3/2/95
58 Tennessee, 1/23/03

Least Points Scored

26 Bethune-Cookman, 12/21/05
29 Florida A&M, 12/30/01
30 Winthrop, 1/1/07
Mercer, 11/24/06
34 Coastal Carolina, 12/18/01
Wheeling College, 1/13/79

Lowest Field Goal Percentage

.140 Bethune-Cookman (8-57), 12/21/05
.170 Wheeling College (8-47), 1/13/79
.193 Florida A&M (11-57), 12/30/01
.217 Charlotte (13-60), 12/28/2000
.224 Charleston Southern (13-58), 1/2000

Least Points Scored, First Half

7 Bethune-Cookman, 12/21/05
8 Florida A&M, 12/30/01
9 Charleston Southern, 12/6/91

Least Points Scored, Second Half

13 Savannah State, 12/19/05
14 2 times, last Oregon, 11/28/02
15 Marist, 12/18/95

Most Field Goals Made

47 College of Charleston, 1/26/76
42 Tennessee, 1/11/01

Most Field Goals Attempted

104 2 times, last S.C. State, 1/20/77
102 Voorhees, 2/28/77

Highest Field Goal Percentage

.636 New Hampshire, (28-44), 12/30/97
.609 at Vanderbilt (28-46), 2/18/07
.604 Vanderbilt, (29-48), 1/18/01

Most 3-Pointers Made

13 2 times, last Alabama, 2/27/98
11 at Mississippi State, 1/21/07
Louisiana-Lafayette, 11/25/06
at Vanderbilt, 1/9/05
Clemson, 11/21/03
Kentucky, 1/8/94

Most 3-Pointers Attempted

29 2 times, last Auburn, 2/01/01
28 2 times, last Mississippi, 2/24/02

Highest Three-Point Percentage

1.000 Louisville (3-3), 2/15/89
.778 Vanderbilt (7-9), 3/2/00

Most Free Throws Made

33 Arkansas State, 12/29/94
32 Alabama, 2/24/99

Most Free Throws Attempted

48 Alabama, 2/24/99
42 Arkansas State, 12/29/94

Free Throw Percentage

1.000 Auburn (17-17), 11/28/89
Virginia Tech (7-7), 2/16/81

Most Rebounds

68 Alabama, 1/22/95
60 Auburn, 11/28/87
S.C. State, 1/20/77

Most Offensive Rebounds

37 Auburn, 1/07/01
32 Furman, 11/23/97

Most Defensive Rebounds

42 Alabama, 1/22/95
41 Marist, 12/18/95

Most Assists

30 Tennessee, 1/11/01

Most Steals

23 Memphis State, 2/26/92
19 3 times, last at LSU, 1/12/06

Most Personal Fouls

47 Tulane, 12/19/95
36 Georgia, 1/16/93

Most Blocked Shots

13 Clemson, 11/25/97
11 Arkansas, 2/8/07
LSU, 2/13/05
Vanderbilt, 1/8/96

Most Turnovers

44 S.C. State, 12/22/98
39 Virginia Tech, 1/30/89

Intro
Players
Staff
Opponents
Review
Records
History

Individual Records

Most Points

- 51 Jocelyn Penn, USC vs. Stetson, 1/4/03
- 50 Jocelyn Penn, USC vs. Wofford, 12/4/02
- 45 Jocelyn Penn, USC vs. Coll. of Charleston, 11/24/02
- 35 Jocelyn Penn, USC vs. Kentucky, 2/27/03
- 31 Shameka Christon, Arkansas, 1/18/04
- Kelly Morrone, USC vs. Mercer, 11/26/03
- 29 Lauren Simms, USC vs. Charlotte, 11/30/04
- Jocelyn Penn, USC vs. Arkansas, 2/16/03
- 28 Kellindra Zackery, USC vs. N. Carolina A&T, 11/17/06
- Stacy Booker, USC vs. Clemson, 12/3/04
- Jocelyn Penn, USC vs. Alcorn State, 12/29/02

Most Field Goals Made

- 22 Jocelyn Penn, USC vs. Wofford, 12/4/02
- 19 Jocelyn Penn, USC vs. Stetson, 1/4/03
- 18 Jocelyn Penn, USC vs. Coll. of Charleston, 11/24/02
- 13 Shameka Christon, Arkansas, 1/18/04
- Jocelyn Penn, USC vs. Kentucky, 2/27/03

Most Field Goals Attempted

- 29 Jocelyn Penn, USC vs. Stetson, 1/4/03
- 28 Jocelyn Penn, USC vs. Wofford, 12/4/02
- 26 Jocelyn Penn, USC vs. Coll. of Charleston, 11/24/02
- 24 Shameka Christon, Arkansas, 1/18/04
- 23 Cristina Ciocan, USC vs. Middle Tenn. St., 12/16/02

Highest Field Goal Percentage (min. 5 made)

- 1.000 Iva Sliskovic (8-8), USC vs. Kentucky, 2/24/05
- 1.000 Iva Sliskovic (6-6), USC vs. S. Carolina St., 12/23/06
- 1.000 Lea Fabbri (5-5), USC vs. Arkansas, 1/29/06
- .889 Armintie Price (8-9), Ole Miss, 2/5/04
- .875 Demetress Adams (7-8), USC vs. Kentucky, 2/9/06
- .857 Liz Podominick (6-7), Minnesota, 12/13/05
- .857 Petra Ujhelyi (6-7), USC vs. Coll. of Charleston, 11/24/02
- .857 L Kulcsar (6-7), USC vs. Appalachian St., 11/24/03

Most 3-Pointers Made

- 7 Kelly Morrone, USC vs. Ole Miss, 2/5/04
- Kelly Morrone, USC vs. Mercer, 11/26/03
- 5 Kelly Morrone, USC vs. Louisiana-Lafayette, 12/18/03
- Tan White, Mississippi State, 1/9/03
- Kelly Morrone, USC vs. Louisiana-Lafayette, 12/18/02
- Kelly Morrone, USC vs. Georgia Southern, 12/3/02

Most 3-Point Attempts

- 14 Angela Hunter, USC vs. Seton Hall, 12/30/04
- Kelly Morrone, USC vs. Mercer, 11/26/03
- 13 Tan White, Mississippi State, 1/9/03
- 12 MaryLynne Schaefer, Hartford, 3/18/07
- Onna Charles, Louisiana-Lafayette, 11/25/06
- Michele DeVault, East Tennessee State, 11/12/06
- Kelly Morrone, USC vs. Ole Miss, 2/5/04
- Kelly Morrone, USC vs. Appalachian State, 11/24/03

Most Free Throws Made

- 12 Jocelyn Penn, USC vs. Stetson, 1/4/03
- 11 Lashara Smith, Savannah State, 12/19/05
- 9 Jeanenne Colbert, Louisiana-Lafayette, 11/25/06
- Ta'Wuana Cook, North Carolina A&T, 11/17/06
- Iva Sliskovic, USC vs. S. Carolina State, 12/17/05
- KiKi Conyers, Appalachian State, 11/24/03
- Jocelyn Penn, USC vs. College of Charleston, 11/24/02

Most Free Throws Attempted

- 15 Jocelyn Penn, USC vs. Stetson, 1/4/03
- Ta'Wuana Cook, North Carolina A&T, 11/17/06
- 14 Jeanenne Colbert, Louisiana-Lafayette, 11/25/06
- Jocelyn Penn, USC vs. College of Charleston, 11/24/02
- 13 Demetress Adams, USC vs. Clemson, 11/20/06
- Lashara Smith, Savannah State, 12/19/05
- 12 Iva Sliskovic, USC vs. South Carolina State, 12/17/05

Most Rebounds

- 20 Sylvia Fowles, LSU, 2/4/07
- 18 Jennifer Humphrey, Kentucky, 2/9/06
- Melanie Johnson, USC vs. Coastal Carolina, 12/29/04
- 16 Courtney Paris, Oklahoma, 12/7/06
- Evena Morency, South Carolina State, 12/22/04
- 15 Iva Sliskovic, USC vs. High Point, 12/20/06
- Iva Sliskovic, USC vs. Kentucky, 2/24/05
- Melanie Johnson, USC vs. Coll. of Charleston, 1/13/05
- Jocelyn Penn vs. Florida, 1/30/03
- Jocelyn Penn, USC vs. Stetson, 1/4/03
- Petra Ujhelyi, USC vs. South Carolina State, 12/31/02
- Petra Ujhelyi, USC vs. Wofford, 12/4/02

Most Assists

- 18 Cristina Ciocan, USC vs. Florida A&M, 11/29/03
- 13 Cristina Ciocan, USC vs. Louisiana-Lafayette, 12/18/02
- 11 Lea Fabbri, USC vs. North Carolina A&T, 11/17/06
- Kelly Morrone, USC vs. Wofford, 12/4/02
- Cristina Ciocan, USC vs. Coll. of Charleston, 11/24/02
- 10 Lauren Simms, USC vs. South Carolina State, 12/23/06
- Iva Sliskovic, USC vs. High Point, 12/20/06
- Britney Brown, Oklahoma, 12/7/06
- Lea Fabbri, USC vs. Clemson, 12/3/04
- Cristina Ciocan, USC vs. LSU, 2/6/03
- Cristina Ciocan, USC vs. Mississippi State, 1/9/03

Most Steals

- 10 Tiffany Lanier, Georgia Southern, 12/3/02
- 9 Cristina Ciocan, USC vs. Middle Tenn. St., 12/16/02
- 8 Jocelyn Penn, USC vs. Kentucky, 2/27/03
- 7 Cristina Ciocan, USC vs. Stetson, 1/4/03
- Jocelyn Penn, USC vs. College of Charleston, 11/24/02
- Jocelyn Penn, USC vs. Louisiana-Lafayette, 12/18/02

Most Blocked Shots

- 5 Demetress Adams, USC vs. Auburn, 2/15/07
- Ilona Burgrova, USC vs. Florida, 1/25/07
- Courtney Paris, Oklahoma, 12/7/06
- Marita Payne, Auburn, 2/6/05
- Melanie Johnson, USC vs. Coll. of Charleston, 1/13/05
- Melanie Johnson, USC vs. Mississippi State, 1/6/05
- Lakesha Tolliver, USC vs. S. Carolina State, 12/22/04
- Lakesha Tolliver, USC vs. Charlotte, 11/30/04
- Petra Ujhelyi, USC vs. Georgia Southern, 12/3/02

Most Turnovers

- 12 Laquita Ball, South Carolina State, 12/17/05
- 11 Lashara Smith, Savannah State, 12/19/05
- 10 Evena Morency, South Carolina State, 12/22/04
- 9 Ta'Wuana Cook, North Carolina A&T, 11/17/06
- Siarre Evans, East Tennessee State, 11/12/06
- Cristina Ciocan, USC vs. Georgia, 2/22/04
- Cristina Ciocan, USC vs. Tennessee, 1/15/04
- Jo Jo Carter, Mercer, 11/26/03

Team Records

Most Points Scored

- 117 by USC vs. North Carolina A&T, 11/17/06
- 101 by USC vs. Stetson, 1/4/03
- 99 by USC vs. Longwood, 2/21/06
- by USC vs. Wofford, 12/4/02
- by USC vs. Mercer, 11/26/03
- by USC vs. Kentucky, 2/27/03
- 96 by USC vs. Florida A&M, 11/29/03
- by USC vs. Alcorn State, 12/29/02
- 95 by USC vs. Alabama, 1/14/07
- by USC vs. Western Carolina, 12/29/05

Fewest Points

- 26 by Bethune-Cookman, 12/21/05
- 30 by Mercer, 11/24/06
- by Winthrop, 1/1/07
- 35 by Alabama, 1/14/07
- by High Point, 11/18/05
- 36 by USC vs. LSU, 2/13/05
- 37 by Savannah State, 12/19/05
- by College of Charleston, 1/13/05
- 38 by Fordham, 12/3/06
- 39 by Stetson, 1/4/03

Largest South Carolina Victory

- 62 vs. Stetson (101-39), 1/4/03
- 61 vs. Bethune-Cookman (87-26), 12/21/05
- 60 vs. Alabama (95-35), 1/14/07
- 57 vs. Savannah State (94-37), 12/19/05
- 54 vs. North Carolina A&T (117-63), 11/17/06
- 53 vs. Wofford (99-46), 12/4/02
- 51 vs. Longwood (99-48), 2/21/06
- 47 vs. Mercer (77-30), 11/24/06
- 45 vs. Winthrop (75-30), 1/1/07
- 44 vs. Alcorn State (96-52), 12/29/02

Largest South Carolina Defeat

- 30 vs. LSU (36-66), 2/13/05
- 28 vs. Tennessee (58-86), 1/15/04
- 27 vs. Oklahoma (51-78), 12/7/06
- vs. NC State (48-75), 12/16/04
- 23 vs. Georgia (50-73), 2/22/04
- 21 vs. Vanderbilt (41-62), 2/29/04

Most Field Goals Made

- 46 by USC vs. North Carolina A&T, 11/17/06
- 42 by USC vs. Wofford, 12/4/02
- 41 by USC vs. Longwood, 2/21/06
- by USC vs. Western Carolina, 12/29/05
- 39 by USC vs. Stetson, 1/4/03
- 38 by USC vs. Alcorn State, 12/29/02
- by USC vs. Florida A&M, 11/29/03
- 36 by USC vs. High Point, 12/20/06
- 35 by USC vs. Minnesota, 12/13/05
- 34 by USC vs. Bethune-Cookman, 12/19/05
- by USC vs. Savannah State, 12/17/05
- by USC vs. Mercer, 11/26/03

Fewest Field Goals Made

- 8 by Bethune-Cookman, 12/21/05
- 10 by Savannah State, 12/19/05
- 11 by Winthrop, 1/1/07
- by Mercer, 11/24/06
- 12 by Alabama, 1/14/07
- by South Carolina State, 12/17/05
- by High Point, 11/18/05

Intro
Players
Staff
Opponents
Review
Records
History

Colonial Center Records

- 13 by Fordham, 12/3/06
by Louisiana-Lafayette, 12/18/02
14 by USC vs. Vanderbilt, 2/29/04

Highest Field Goal Percentage

- .618 by USC vs. Hartford, 3/18/07
.585 by USC vs. Florida A&M, 11/29/03
.585 by USC vs. Alcorn State, 12/29/02
.583 by USC vs. Minnesota, 12/13/05
.577 by Oklahoma, 12/7/06
.576 by USC vs. South Carolina State, 12/23/06
.575 by USC vs. Wofford, 12/4/02
.571 by USC vs. Mississippi State, 1/9/03
.564 by USC vs. Georgia Southern, 12/3/02
.561 by Mississippi State, 1/9/03

Lowest Field Goal Percentage

- .140 by Bethune-Cookman (8-57), 12/21/05
.206 by College of Charleston (13-63), 1/13/05
.226 by South Carolina State (12-53), 12/17/05
.234 by Mercer (11-47), 11/24/06
.246 by Hartford (16-65), 3/18/07
.246 by Mississippi State (16-65), 1/6/05
.255 by Louisiana-Lafayette (13-51), 12/18/02
.256 by Savannah State (10-39), 12/19/05
.262 by Clemson (17-65), 11/20/06
.263 by South Carolina State (15-57), 12/23/06

Most 3-Pointers Made

- 12 by USC vs. Ole Miss, 2/5/04
11 by Louisiana-Lafayette, 11/25/06
by USC vs. Alabama, 2/12/04
by USC vs. Clemson, 12/3/04
10 by Florida, 1/16/05
by Clemson, 12/3/04
by USC vs. Louisiana-Lafayette, 12/18/03
by USC vs. Mercer, 11/26/03

Most 3-Point Attempts

- 39 by USC vs. Ole Miss, 2/5/04
31 by USC vs. Clemson, 12/3/04
29 by USC vs. Florida, 1/31/03
27 by Louisiana-Lafayette, 11/25/06
by Alabama, 2/12/04
26 by Clemson, 12/3/04
by USC vs. Mercer, 11/26/03
25 by Birmingham Southern, 12/20/04
by USC vs. Appalachian State, 11/24/03

Most Free Throws Made

- 29 by USC vs. Alabama, 1/14/07
26 by USC vs. Kentucky, 1/28/07
24 by North Carolina A&T, 11/17/06
by USC vs. Clemson, 11/20/06
23 by USC vs. North Carolina A&T, 11/17/06
by USC vs. Charlotte, 11/30/04
22 by Louisiana-Lafayette, 11/25/06
by USC vs. Winthrop, 11/20/05
by USC vs. South Carolina State, 12/17/05

Most Free Throw Attempts

- 46 by USC vs. Alabama, 1/14/07
40 by USC vs. Kentucky, 1/28/07
36 by North Carolina A&T, 11/17/06
35 by USC vs. Clemson, 11/20/06
by USC vs. South Carolina State, 12/17/05
34 by Louisiana-Lafayette, 11/25/06
by USC vs. Charlotte, 11/30/04
32 by USC vs. Mercer, 11/24/06

- 31 by USC vs. South Carolina State, 12/22/04
by USC vs. Kentucky, 2/27/03

Most Rebounds

- 62 by USC vs. High Point, 12/20/06
by USC vs. Clemson, 11/20/06
59 by USC vs. Bethune-Cookman, 12/21/05
58 by USC vs. Savannah State, 12/19/05
by USC vs. High Point, 11/18/05
55 by USC vs. Alabama, 1/14/07
by USC vs. Louisiana-Lafayette, 11/25/06
by USC vs. Coll. of Char., 1/13/05
54 by USC vs. Florida, 1/25/07
53 by USC vs. Kentucky, 1/28/07
by USC vs. Birmingham Southern, 12/20/04

Most Assists

- 33 by USC vs. Wofford, 12/4/02
32 by USC vs. North Carolina A&T, 11/17/06
30 by USC vs. Western Carolina, 12/29/05
by USC vs. Florida A&M, 11/29/03
29 by USC vs. Mercer, 11/26/03
26 by USC vs. South Carolina State, 12/23/06
by USC vs. South Carolina State, 12/31/02
25 by USC vs. Bethune-Cookman, 12/21/05

Most Steals

- 25 by USC vs. Fordham, 12/3/06
22 by USC vs. Alabama, 1/14/07
by USC vs. Stetson, 1/4/03
20 by USC vs. North Carolina A&T, 11/17/06
by USC vs. Middle Tennessee State, 12/16/02
19 by USC vs. Clemson, 11/20/06
by USC vs. South Carolina State, 12/17/05
by USC vs. Longwood, 2/21/06
by Georgia Southern, 12/3/03

Most Blocked Shots

- 13 by USC vs. Western Carolina, 12/29/05
11 by USC vs. College of Charleston, 1/13/05
by USC vs. Bethune-Cookman, 12/21/05
by USC vs. High Point, 11/18/05
by USC vs. College of Charleston, 1/13/05
10 by USC vs. Mississippi State, 2/25/07
by USC vs. LSU, 2/4/07
by USC vs. Savannah State, 12/19/05
by USC vs. Ohio, 12/15/05
by USC vs. South Carolina State, 12/22/04
by USC vs. Birmingham Southern, 12/20/04
by USC vs. Florida A&M, 12/14/04
by USC vs. Jacksonville, 11/27/04

Most Turnovers

- 35 by North Carolina A&T, 11/17/06
34 by Alabama, 1/14/07
by Stetson, 1/4/03
33 by Savannah State, 12/19/05
32 by Longwood, 2/21/06
by South Carolina State, 12/31/02
31 by South Carolina State, 12/17/05
30 by USC vs. Georgia Southern, 12/3/02

Attendance Records

Colonial Center Attendance

Att.	Opponent	Date
17,712	Clemson**	11/22/02
8,118	Tennessee	1/15/04
6,127	Tennessee	1/4/06
5,227	Ole Miss	2/19/06
5,112	Auburn	2/6/05
4,823	Georgia	1/19/03
4,728	Arkansas	2/16/03
4,374	Tennessee	1/27/05
3,806	Auburn	2/23/03
3,466	Mississippi State	2/25/07
3,124	Florida	1/16/05

** Inaugural Night of the Colonial Center.

Carolina Coliseum Attendance

Att.	Opponent	Date
12,168	Tennessee	1/17/02
6,219	UCLA	1/15/81
5,327	Louisiana Tech	1/8/82
5,227	Kentucky	1/20/02
5,000	Tennessee	1/23/80
4,824	Tennessee	1/14/00
4,277	Stephen F. Austin	3/18/80
4,111	Georgia	2/07/02
4,061	Cincinnati (NCAA Tournament)	3/18/02
4,000	Clemson	2/6/82

Road/Neutral Attendance

Att.	Opponent (Site)	Date
14,261	Tennessee (Thompson-Boling Arena)	2/11/97
13,001	Tennessee (Thompson-Boling Arena)	2/17/05
12,996	Tennessee (Thompson-Boling Arena)	1/07/99
11,989	Tennessee (Thompson-Boling Arena)	2/1/07
11,111	DePaul (Rosemont Horizon)	1/13/82
8,412	Vanderbilt (Memorial Gym)	1/9/05
8,107	Duke % (Raleigh Ent. & Sports Arena)	3/25/02
7,678	Arkansas (Bud Walton Arena)	1/27/02
7,262	Penn State (Bryce Jordan Center)	3/25/03
7,160	Arkansas (Bud Walton Arena)	1/12/03

Colonial Center Year-by-Year Record

Year	Record	Pct.
2006-07	15-5	.750
2005-06	12-5	.706
2004-05	8-9	.471
2003-04	5-6	.455
2002-03	14-2	.875
TOTAL	54-27	.667

Freshman Single-Game Points

- 40 Sharon Gilmore, vs. Florida International, 1982-1983
- 37 Schonna Banner, vs. Cincinnati, 1/9/87
- 30 Karen Middleton, 2x, last vs. Memphis State, 3/12/88
- 28 Kellindra Zackery vs. North Carolina A&T, 11/17/06
- 25 Jocelyn Penn, vs. Central Florida, 11/28/98
- Schonna Banner, vs. Louisville, 1/12/87
- Karen Middleton, vs. Tennessee, 1/20/88
- Nikki Miars, vs. Ole Miss, 1/28/96
- Jocelyn Penn, vs. Central Florida, 11/28/98
- 24 Schonna Banner, vs. Georgia Southern, 12/8/86

Total Rebounds

- 15 Schonna Banner, vs. Southern Mississippi, 3/7/87
- 14 Iva Sliskovic, vs. Charlotte, 12/14/03
- Marsha Williams, vs. Memphis State, 1/27/90
- Annie Lester, vs. Campbell, 11/23/96
- Iva Sliskovic, vs. Charlotte, 12/14/03
- 12 Iva Sliskovic, vs. Southern Utah, 12/5/03
- 11 Kellindra Zackery vs. North Carolina A&T, 11/17/06
- Iva Sliskovic, vs. Arkansas, 1/18/04
- Schonna Banner, vs. N.C. State, 12/4/86
- Martha Parker, vs. Louisville, 1/27/86
- Jocelyn Penn, 2x, last vs. Ole Miss, 1/31/99
- Shaunzinski Gortman, vs. Auburn, 1/3/99
- Petra Ujhelyi, 3x, last vs. Ole Miss, 2/6/00
- Iva Sliskovic, 2x, last vs. Arkansas, 1/18/04

Offensive Rebounds

- 9 Kellindra Zackery vs. North Carolina A&T, 11/17/06
- 6 Demetress Adams, vs. Georgia Southern, 11/29/05
- Jocelyn Penn, vs. Texas-Pan American, 12/29/98
- Shaunzinski Gortman, vs. Auburn, 1/3/99
- Demetress Adams, vs. Georgia Southern, 11/29/05
- 5 Kellindra Zackery vs. Clemson, 11/2/06
- Demetress Adams, vs. Alabama, 1/22/06
- Shaunzinski Gortman, vs. Wofford, 11/17/98
- Jocelyn Penn, vs. UNC-Wilmington, 11/25/98
- Iva Sliskovic, vs. Vanderbilt, 2/29/04
- Demetress Adams, vs. Alabama, 1/22/06

Defensive Rebounds

- 12 Iva Sliskovic, vs. Charlotte, 12/14/03
- 10 Iva Sliskovic, vs. Southern Utah, 12/5/03
- 9 Demetress Adams, vs. Bethune-Cookman, 12/21/05
- Petra Ujhelyi, vs. Ole Miss, 2/6/00
- Demetress Adams, 2x, last vs. Bethune-Cook., 12/21/05
- 8 Iva Sliskovic, vs. Mercer, 11/26/03
- Petra Ujhelyi, 2x, last vs. NC State, 12/30/99
- Iva Sliskovic, vs. Mercer, 11/26/03
- 7 Kellindra Zackery vs. High Point, 12/20/06
- Iva Sliskovic, vs. Appalachian State, 11/24/03
- Shaunzinski Gortman, 11/13/98
- Jocelyn Penn, vs. Ole Miss, 1/31/99
- Petra Ujhelyi, vs. Charlotte, 11/19/99
- Iva Sliskovic, vs. Appalachian State, 11/24/03

Assists

- 14 Martha Parker, vs. Charlotte, 1/18/86
- 13 Martha Parker, vs. Old Dominion, 2/12/86
- 11 Martha Parker, vs. Central Florida, 2/17/86
- 10 Martha Parker, vs. Louisville, 1/27/86
- 8 Christina Ciocan, vs. Mississippi State, 12/15/01
- Martha Parker, 2x, last vs. Virginia Tech, 2/1/86
- Karen Middleton, vs. North Carolina, 12/12/87
- Christi Timmons, vs. Georgia, 1/18/92
- Cristina Ciocan, 2x, last vs. Mississippi St., 12/15/01

Steals

- 11 Jocelyn Penn, vs. South Carolina State, 12/22/98
- 8 Lauren Simms, vs. Tennessee, 1/15/04
- 6 Petra Ujhelyi, vs. Arizona State, 12/4/99
- Christi Timmons, vs. Alabama-Birmingham, 12/20/91
- Shannon Johnson, vs. South Carolina State, 1/4/93
- Shaunzinski Gortman, vs. S.C. State, 12/22/98
- Petra Ujhelyi, 2x, last vs. Arizona State, 12/4/99
- 5 Demetress Adams, vs. Texas, 11/25/05
- Lisa Williams, vs. Furman, 11/27/95
- Shaunzinski Gortman, vs. LSU, 12/1/98
- Jocelyn Penn, 2x, last vs. Kentucky, 2/11/99
- Demetress Adams, vs. Texas, 11/25/05

Blocked Shots

- 5 Lakesha Tolliver, vs. South Carolina State, 12/22/04
- Petra Ujhelyi, vs. Tennessee, 1/14/00
- Lakesha Tolliver, vs. South Carolina State, 12/22/04
- 4 Demetress Adams, vs. Ohio, 12/17/05
- Petra Ujhelyi, vs. Florida A&M, 11/22/99
- Iva Sliskovic, vs. Seton Hall, 12/30/03
- Lakesha Tolliver, vs. Birmingham Southern, 12/20/04
- Ilona Burgrova, vs. Tennessee, 1/27/05
- Demetress Adams, vs. Ohio, 12/17/05

Field Goals Made

- 12 Schonna Banner, vs. Cincinnati, 1/9/87
- 11 Kellindra Zackery vs. North Carolina A&T, 11/17/07
- Jocelyn Penn, vs. Central Florida, 11/28/98
- Schonna Banner, vs. Memphis State, 1/24/87
- Karen Middleton, 2x, last vs. Memphis State, 3/12/88
- Jocelyn Penn, vs. Central Florida, 11/28/98
- 10 Jocelyn Penn, vs. South Carolina State, 12/22/98
- Schonna Banner, 2x, last vs. Cincinnati, 2/7/87
- Jocelyn Penn, vs. South Carolina State, 12/22/98

Field Goals Attempted

- 22 Schonna Banner, vs. Memphis State, 1/24/87
- 19 Schonna Banner, vs. Cincinnati, 1/9/87
- 18 Shaunzinski Gortman, vs. Florida, 1/17/99
- Christi Timmons, vs. Auburn, 3/1/92
- Shaunzinski Gortman, 2x, last vs. Florida, 1/17/99
- 17 Schonna Banner, vs. Georgia Southern, 12/8/86
- 16 Jocelyn Penn, vs. Central Florida, 11/28/98
- Schonna Banner, 2x, last vs. Louisville, 1/12/87
- Jocelyn Penn, vs. Central Florida, 11/28/98

Field Goal Percentage (min. 5 FGM)

- 1.000 Jocelyn Penn (5-5), vs. Wisconsin-Mil, 12/28/98
- .909 Jocelyn Penn (10-11), vs. S.C. State, 12/22/98
- .875 Demetress Adams (7-8), vs. Kentucky, 2/9/06
- .857 Ilona Burgrova (6-7), vs. Arkansas, 1/23/05
- Schonna Banner (6-7), 2x, last vs. Memphis, 2/14/87
- Lisa Diaz (6-7), vs. Cincinnati, 3/5/87
- Annie Lester (6-7), vs. Winthrop, 2/5/97
- Larissa Kulcsar (6-7), vs. Appalachian St., 11/24/03
- Ilona Burgrova (6-7), vs. Arkansas, 1/23/05
- .833 Kellindra Zackery (5-6), vs. S. Carolina State, 12/23/06
- Iva Sliskovic (5-6), vs. College of Charleston, 1/28/04
- Schonna Banner (5-6), vs. Virginia Tech, 3/6/87
- Iva Sliskovic (5-6), vs. College of Charleston, 1/28/04

Free Throws Made

- 13 Schonna Banner, vs. Cincinnati, 1/9/87
- 9 Jocelyn Penn, vs. Wofford, 11/17/98
- Martha Parker, vs. Cincinnati, 2/10/86
- Jocelyn Penn, vs. Wofford, 11/17/98
- 8 Iva Sliskovic, vs. Mercer, 11/26/03
- Martha Parker, vs. Louisville, 2/8/86

- 8 Shannon Johnson, vs. Kentucky, 12/9/92
- Iva Sliskovic, vs. Mercer, 11/26/03
- 7 Demetress Adams, vs. Winthrop, 11/20/05
- Martha Parker, vs. Virginia Tech, 2/1/86
- Jocelyn Penn, vs. UNC-Wilmington, 11/25/98
- Demetress Adams, vs. Winthrop, 11/20/05

Free Throws Attempted

- 15 Schonna Banner, vs. Cincinnati, 1/9/87
- 13 Jocelyn Penn, vs. UNC-Wilmington, 11/25/98
- 11 Shannon Johnson, vs. Kentucky, 12/9/92
- 10 Jocelyn Penn, vs. Alabama, 2/7/99
- Jenny Randall, vs. Old Dominion, 1/30/92
- Jocelyn Penn, 2x, last vs. Alabama, 2/7/99
- 9 Iva Sliskovic, vs. Stetson, 12/2/03
- Martha Parker, vs. Cincinnati, 2/10/86
- Iva Sliskovic, 2x, last vs. Stetson, 12/2/03

Free Throw Percentage (min. 5 FTM)

- 1.000 Sarah Burgess (5-5), vs. Penn State, 3/25/03
- Martha Parker 3x, last vs. Middle Tenn. (5-5), 3/12/86
- Schonna Banner (6-6), vs. Southern Miss, 3/7/87
- Marsha Williams (6-6), vs. Memphis State, 2/17/90
- Natalie Funderburk (6-6), vs. Arkansas, 1/30/93
- Jocelyn Penn (8-8), vs. Florida, 1/17/99
- Sarah Burgess (5-5), 2x, last vs. Penn State, 3/25/03
- .900 Jocelyn Penn (9-10), vs. Wofford, 11/17/98
- .889 Iva Sliskovic (8-9), vs. Mercer, 11/26/03
- .875 Martha Parker (7-8), vs. Virginia Tech, 2/1/86

3-Point Field Goals Made

- 8 Karen Middleton, vs. Memphis State, 3/12/88
- 7 Sarah Burgess, vs. Ole Miss, 3/6/03
- Karen Middleton, vs. Tennessee, 1/20/88
- Sarah Burgess, vs. Ole Miss, 3/6/03
- 6 Christi Timmons, vs. Clemson, 2/12/92
- Karen Middleton, vs. UNLV, 2/28/88
- Christi Timmons, vs. Clemson, 2/12/92
- 5 Heather Godfrey, vs. Rice, 2/13/95
- Karen Middleton, 3x, last vs. Furman, 2/18/88
- Christi Timmons, 4x, last vs. Auburn, 3/1/92
- Heather Godfrey, vs. Rice, 2/13/95

3-Point Field Goals Attempted

- 15 Karen Middleton, vs. Memphis State, 3/12/88
- 14 Christi Timmons, vs. Auburn, 3/1/92
- 13 Christi Timmons, vs. Clemson, 2/12/92
- 12 Kelly Morrone, vs. Kentucky, 2/13/00
- Karen Middleton, vs. Tennessee, 1/20/88
- Christi Timmons, vs. Mississippi State, 2/22/92
- Kelly Morrone, vs. Kentucky, 2/13/00
- 11 Christi Timmons, 4x, last vs. Old Dominion, 1/30/92

3-Point FG Percentage (min. 3 3FGM)

- 1.000 Sarah Burgess (3-3), 2x, last vs. Vanderbilt 1/16/03
- .750 Sarah Burgess (7-10), vs. Ole Miss, 3/6/03
- Karen Middleton (3-4), vs. East Carolina, 1/4/88
- Jenny Randall (3-4), vs. Maine, 11/30/91
- .700 Sarah Burgess (7-10), vs. Ole Miss, 3/6/03
- .667 Heather Godfrey (4-6), Coastal Carolina, 2/22/95
- Karen Middleton (4-6), vs. Florida State, 1/25/88
- Heather Godfrey (4-6), Coastal Carolina, 2/22/95
- .600 Heather Godfrey (3-5), vs. Coll. of Charleston, 12/7/91
- Jenny Randall (3-5), vs. Coll. of Charleston, 12/7/91
- Heather Godfrey (3-5), vs. Fair Dickinson, 12/31/94
- .583 Karen Middleton (7-12), vs. Tennessee, 1/20/88

Intro
Players
Staff
Opponents
Review
Records
History

Records by Class

Freshman Single-Season Points

516	Sheila Foster, 1978-1979
467	Evelyn Johnson, 1979-1980
434	Schonna Banner, 1986-1987
425	Sharon Gilmore, 1982-1983
408	Karen Middleton, 1987-1988

Scoring Average

15.2	Sharon Gilmore, 1982-1983
15.0	Schonna Banner, 1986-1987
13.9	Sheila Foster, 1978-1979
13.0	Evelyn Johnson, 1979-1980
12.0	Karen Middleton, 1987-1988

Field Goals Made

216	Sheila Foster, 1978-1979
199	Evelyn Johnson, 1979-1980
184	Sharon Gilmore, 1982-1983
183	Schonna Banner, 1986-1987
162	Jean Walling, 1977-1978

Field Goals Attempted

432	Sheila Foster, 1978-1979
402	Evelyn Johnson, 1979-1980
370	Karen Middleton, 1987-1988
350	Schonna Banner, 1986-1987
	Lisa Williams, 1995-1996

Field Goal Percentage (Min. 150 FGA)

.595	Demetress Adams (94-158), 2005-2006
.580	Sharon Gilmore (184-317), 1982-1983
.549	Iva Sliškovic (123-224), 2003-2004
.526	Jocelyn Penn (130-247), 1998-1999
.523	Schonna Banner, 1986-1987

3-Point Field Goals Made

84	Christie Timmons, 1991-1992
75	Karen Middleton, 1987-1988
50	Kelly Morrone, 1999-2000
43	Heather Godfrey, 1994-1995
37	Sarah Burgess, 2002-2003

3-Point Field Goals Attempted

241	Christie Timmons, 1991-1992
173	Karen Middleton, 1987-1988
135	Kelly Morrone, 1999-2000
106	Heather Godfrey, 1994-1995
103	Sarah Burgess, 2002-2003

3-Point FG Percentage (Min. 50 3FGA)

.434	Karen Middleton (75-173), 1987-1988
.406	Heather Godfrey (43-106), 1994-1995
.386	Nikki Bass (32-83), 1990-1991
.380	Jenny Randall (19-50), 1991-1992
.370	Kelly Morrone (50-135), 1999-2000

Free Throws Made

91	Jocelyn Penn, 1998-1999
84	Sheila Foster, 1978-1979
77	Martha Parker, 1985-1986
70	Shannon Segres, 1998-1999
69	Evelyn Johnson, 1979-1980

Free Throws Attempted

132	Jocelyn Penn, 1998-1999
128	Sheila Foster, 1978-1979
109	Evelyn Johnson, 1979-1980
94	Schonna Banner, 1986-1987
91	Sharon Gilmore, 1982-1983

Free Throw Percentage (Min. 50 FTA)

.880	Joyce Gilbert (66-75), 1976-1977
.759	Beth Hunt (107-141), 1988-1989
.753	Shannon Segres (70-93), 1998-1999
.729	Becky Parker (51-70), 1979-1980
.727	Brantley Southers (48-66), 1981-1982

Rebounds

329	Sheila Foster, 1978-1979
232	Sharon Gilmore, 1982-1983
200	Iva Sliškovic, 2003-2004
187	Evelyn Johnson, 1979-1980
182	Schonna Banner, 1986-1987

Rebounding Average

8.9	Sheila Foster, 1978-1979
8.3	Sharon Gilmore, 1982-1983
7.1	Iva Sliškovic, 2003-2004
6.7	Annie Lester, 1996-1997
6.5	Jocelyn Penn, 1998-1999

Assists

162	Martha Parker, 1985-1986
151	Cheryl Autry, 1978-1979
102	Christie Timmons, 1991-1992
92	Karen Middleton, 1987-1988
84	Sheila Foster, 1978-1979

Blocks

42	Lakesha Tolliver, 2004-2005
34	Demetress Adams, 2005-2006
32	Philicia Allen, 1980-1981
29	Sharon Gilmore, 1982-1983
27	Petra Ujhelyi, 1999-2000

Steals

79	Jocelyn Penn, 1989-1999
77	Martha Parker, 1985-1986
65	Shannon Johnson, 1992-1993
60	Christie Timmons, 1991-1992
58	Evelyn Johnson, 1979-1980

Sophomore Single-Season Points Scored

634	Shannon Johnson, 1993-1994
592	Beth Hunt, 1988-1989
589	Sheila Foster, 1979-1980
551	Brantley Southers, 1983-1984
527	Denise Nanney, 1974-1975

Scoring Average

23.5	Shannon Johnson, 1993-1994
19.7	Beth Hunt, 1988-1989
18.4	Brantley Southers, 1983-1984
17.7	Annie Lester, 1997-1998
16.4	Denise Nanney, 1974-1975

Field Goals Made

245	Sheila Foster, 1979-1980
242	Beth Hunt, 1988-1989
239	Brantley Southers, 1983-1984
231	Shannon Johnson, 1993-1994
220	Denise Nanney, 1974-1975

Field Goals Attempted

506	Shannon Johnson, 1993-1994
492	Denise Nanney, 1974-1975
460	Brantley Southers, 1983-1984
440	Marsha Williams, 1991-1992
420	Beth Hunt, 1988-1989

Field Goal Percentage (Min. 100 FGA)

.576	Beth Hunt (242-420), 1988-1989
.552	Jocelyn Penn (127-230), 1999-2000
.542	Sheila Foster (245-452), 1979-1980
.527	Lakesha Tolliver (68-129), 2005-2006
.528	Schonna Banner (219-415), 1987-1988

3-Pointers Made

79	Christie Timmons, 1993-1994
51	Karen Middleton, 1988-1989
45	Kelly Morrone, 2001-2002
44	Shannon Johnson, 1993-1994
43	Heather Godfrey, 1995-1996

3-Pointers Attempted

244	Christie Timmons, 1993-1994
127	Kelly Morrone, 2001-2002
122	Angela Hunter, 2004-2005
121	Heather Godfrey, 1995-1996
116	Stacy Booker, 2004-2005

3-Point FG Percentage (Min. 25 3FGM)

.455	Karen Middleton (51-112), 1988-1989
.396	Shannon Johnson (44-111), 1993-1994



Lakesha Tolliver

.355 Heather Godfrey (43-121), 1995-1996
 .354 Kelly Morrone (45-127), 2001-2002
 .337 Nikki Bass (31-92), 1991-1992

Free Throws Made

128 Shannon Johnson, 1993-1994
 124 Nikki Miars, 1997-1998
 120 Martha Parker, 1986-1987
 115 Annie Lester, 1997-1998
 107 Beth Hunt, 1989-1990

Free Throws Attempted

242 Katrina Anderson, 1977-1978
 187 Shannon Johnson, 1993-1994
 160 Martha Parker, 1986-1987
 152 Nikki Miars, 1997-1998
 148 Annie Lester, 1997-1998

Free Throw Percentage (Min. 50 FTA)


.864 Jenny Randall (51-59), 1993-1994
 .816 Nikki Miars (124-152), 1997-1998
 .798 Lisa Williams (79-99), 1996-1997
 .797 Shannon Segres (51-64), 1999-2000
 .777 Annie Lester (115-148), 1997-1998

Rebounds

436 Katrina Anderson, 1977-1978
 379 Sheila Foster, 1979-1980
 361 Denise Nanney, 1974-1975
 303 Marsha Williams, 1990-1991
 276 Beth Hunt, 1988-1989

Rebounding Average

12.8 Katrina Anderson, 1977-1978
 12.0 Denise Nanney, 1974-1975
 10.5 Sheila Foster, 1979-1980
 9.8 Marsha Williams, 1990-1991
 9.2 Beth Hunt, 1988-1989



Beth Hunt

Assists

219 Mindy Ballou, 1983-1984
 190 Sharon Rivers, 1981-1982
 185 Cristina Ciocan, 2001-2002
 120 Lisa Diaz, 1987-1988
 117 Marsi McAlister, 1982-1983

Blocks

54 Melanie Johnson, 2004-2005
 53 Michelle Murray, 1990-1991
 34 Sharon Gilmore, 1983-1984
 Iona Burgrova, 2005-2006
 30 Demetress Adams, 2006-07
 Iva Sliiskovic, 2004-2005

Steals

119 Marsi McAlister, 1982-1983
 76 Martha Parker, 1986-1987
 Annie Lester, 1997-1998
 68 Cristina Ciocan, 2001-2002
 62 Melanie Johnson, 2004-2005

Junior Single-Season

Points Scored

748 Beth Hunt, 1989-1990
 754 Katrina Anderson, 1977-1978
 646 Shannon Johnson, 1994-1995
 598 Marsha Williams, 1991-1992
 563 Martha Parker, 1987-1988

Scoring Average

23.9 Shannon Johnson, 1994-1995
 22.7 Beth Hunt, 1989-1990
 22.2 Katrina Anderson, 1977-1978
 21.4 Marsha Williams, 1991-1992
 17.8 Sheila Foster, 1980-1981
 17.8 Denise Nanney, 1975-1976

Field Goals Made

316 Beth Hunt, 1989-1990
 306 Katrina Anderson, 1977-1978
 236 Marsha Williams, 1991-1992
 218 Jocelyn Penn, 2000-2001
 214 Shannon Johnson, 1994-1995

Field Goals Attempted

547 Beth Hunt, 1989-1990
 544 Katrina Anderson, 1977-1978
 508 Marsha Williams, 1991-1992
 497 Shannon Johnson, 1994-1995
 459 Brantley Southers, 1984-1985

Field Goal Percentage (Min. 175 FGA)

.621 Jocelyn Penn (218-351), 2001-2002
 .595 Teresa Geter (113-190), 2000-2001
 .578 Beth Hunt (316-547), 1989-1990
 .563 Martha Parker (202-359), 1987-1988
 .563 Katrina Anderson (306-544), 1977-1978

3-Pointers Made

79 Christie Timmons, 1993-1994
 76 Karen Middleton, 1989-1990
 64 Shannon Johnson, 1994-1995
 62 Kelly Morrone, 2002-2003
 44 Tatyana Troina, 2000-2001

3-Pointers Attempted

244 Christie Timmons, 1993-1994
 189 Kelly Morrone, 2002-2003
 182 Shannon Johnson, 1994-1995
 162 Karen Middleton, 1990-1991
 138 Tatyana Troina, 2000-2001

3-Point FG Percentage (Min. 80 3FGA)

.469 Karen Middleton (115-265), 1990-1991
 .352 Shannon Johnson (64-182), 1994-1995
 .333 Lea Fabbri (28-84), 2005-2006
 .328 Kelly Morrone (62-189), 2002-2003
 .326 Cristina Ciocan (42-129), 2002-2003

Free Throws Made

157 Martha Parker, 1987-1988
 154 Shannon Johnson, 1994-1995
 142 Katrina Anderson, 1977-1978
 126 Marsha Williams, 1991-1992
 115 Beth Hunt, 1989-1990

Free Throws Attempted

242 Katrina Anderson, 1977-1978
 231 Martha Parker, 1987-1988
 227 Shannon Johnson, 1994-1995
 200 Marsha Williams, 1991-1992
 181 Sheila Foster, 1980-1981

Free Throw Percentage (Min. 70 FTA)

.770 Cristina Ciocan (57-74), 2002-2003
 .768 Brantley Southers (83-97), 1985-1986
 .764 Monica Williams (55-72), 1986-1987
 .755 Lori Joyner (105-139), 1990-1991
 .747 Teresa Geter (74-99), 2000-2001

Rebounds

436 Katrina Anderson, 1978-1979
 381 Sheila Foster, 1980-1981
 337 Beth Hunt, 1989-1990
 315 Marsha Williams, 1991-1992
 254 Schonna Banner, 1988-1989

Rebounding Average

12.8 Katrina Anderson, 1978-1979
 12.7 Sheila Foster, 1980-1981
 11.3 Marsha Williams, 1991-1992
 10.2 Beth Hunt, 1989-1990
 7.9 Annie Lester, 1998-1999

Assists

207 Cristina Ciocan, 2002-2003
 174 Lisa Diaz, 1988-1989
 162 Mindy Ballou, 1984-1985
 161 Sherry David, 1989-1990
 139 Nikki Miars, 1997-1998

Blocks

60 Lakesha Tolliver, 2006-07
 58 Teresa Geter, 2000-2001
 49 Michelle Murray, 1991-1992
 45 Petra Ujhelyi, 2001-2002
 37 Iona Burgrova, 2006-07
 Iva Sliiskovic, 2005-2006
 29 Melanie Johnson, 2005-06
 Schonna Banner, 1988-1989

Intro

Players

Staff

Opponents

Review

Records

History

Records by Class

Steals

94	Jocelyn Penn, 2000-2001
89	Rita Johnson, 1979-1980
74	Cristina Ciocan, 2002-2003
67	Melanie Johnson, 2005-2006
67	Evelyn Johnson, 1981-1982

Senior Single-Season Points Scored

716	Jocelyn Penn, 2002-2003
700	Katrina Anderson, 1978-1979
691	Shannon Johnson, 1995-1996
627	Sheila Foster, 1981-1982
615	Brantley Southers, 1985-1986

Scoring Average

24.7	Shannon Johnson, 1995-1996
23.9	Jocelyn Penn, 2002-2003
20.5	Brantley Southers, 1985-1986
20.2	Sheila Foster, 1981-1982
18.9	Katrina Anderson, 1978-1979

Field Goals Made

283	Katrina Anderson, 1978-1979
282	Jocelyn Penn, 2002-2003
266	Brantley Southers, 1985-1986
252	Sheila Foster, 1981-1982
238	Shannon Johnson, 1995-1996

Field Goals Attempted

573	Brantley Southers, 1985-1986
544	Shannon Johnson, 1995-1996
540	Katrina Anderson, 1978-1979
527	Denise Nanney, 1976-1977
449	Jocelyn Penn, 2002-2003

Field Goal Percentage (Min. 250 FGA)

.628	Jocelyn Penn (282-449), 2002-2003
.583	Sheila Foster (252-432), 1981-1982
.571	Schonna Banner (181-317), 1989-1990
.561	Martha Parker (143-255), 1988-1989
.524	Katrina Anderson (283-540), 1978-1979

3-Pointers Made

115	Karen Middleton, 1990-1991
82	Shannon Johnson, 1995-1996
81	Kelly Morrone, 2003-2004
49	Shaunzinski Gortman, 2001-2002
48	Tatyana Troina, 2001-2002

3-Pointers Attempted

265	Karen Middleton, 1990-1991
202	Shannon Johnson, 1995-1996
199	Kelly Morrone, 2003-2004
198	Christie Timmons, 1994-1995
154	Stacy Booker, 2006-07
135	Tatyana Troina, 2001-2002

3-Point FG Percentage (Min. 130 3FGA)

.470	Kelly Morrone (81-199), 2003-2004
.434	Karen Middleton (115-265), 1990-1991
.406	Shannon Johnson (82-202), 1995-1996
.371	Shaun Gortman (49-132), 2001-2002
.356	Tatyana Troina, (48-135), 2001-2002



Iva Sliskovic

Free Throws Made

138	Jocelyn Penn, 2002-2003
134	Katrina Anderson, 1978-1979
133	Shannon Johnson, 1995-1996
123	Sheila Foster, 1981-1982
102	Annie Lester, 1999-2000

Free Throws Attempted

195	Katrina Anderson, 198-1979
194	Jocelyn Penn, 2002-2003
179	Shannon Johnson, 1995-1996
175	Sheila Foster, 1981-1982
150	Martha Parker, 1988-1989

Free Throw Percentage (Min. 55 FTA)

.856	Brantley Southers (83-97), 1985-1986
.821	Karen Middleton (55-67), 1990-1991
.818	Lisa Diaz (45-55), 1989-1990
.814	Mindy Ballou (79-97), 1985-1986
.812	Teresa Geter (69-85), 2001-2002

Rebounds

371	Katrina Anderson, 1978-1979
338	Sheila Foster, 1981-1982
288	Petra Ujhelyi, 2002-2003
267	Denise Nanney, 1976-1977
266	Sharon Gilmore, 1985-1986

Rebounding Average

12.1	Denise Nanney, 1976-1977
10.9	Sheila Foster, 1981-1982
10.7	Marsha Williams, 1992-1993
10.0	Katrina Anderson, 1978-1979
8.9	Michelle Murray, 1992-1993
8.9	Sharon Gilmore, 1985-1986

Assists

174	Mindy Ballou, 1985-1986
160	Sherry David, 1990-1991
146	Martha Parker, 1988-1989
142	Cristina Ciocan, 2003-2004
138	Lisa Diaz, 1989-1990

Blocks

48	Petra Ujhelyi, 2002-2003
43	Michelle Murray, 1992-1993
25	Schonna Banner, 1989-1990
23	Sheila Foster, 1981-1982
22	Shannel Harris, 2006-07
21	Iva Sliskovic, 2006-07
20	Shannon Johnson, 1995-96
	Sharon Gilmore, 1985-1986

Steals

112	Jocelyn Penn, 2002-2003
88	Rita Johnson, 1980-1981
74	Shannon Johnson, 1995-1996
73	Martha Parker, 1988-1989
65	Nikki Miars, 1998-99
65	Mindy Ballou, 1985-1986

Record vs. Opponents

Alabama	0-2
Arkansas	0-2
Auburn	1-1
Florida	0-1
Georgia	0-1
Kentucky	0-1
LSU	1-0
Mississippi State	0-1
Ole Miss	1-3
Tennessee	0-2
Vanderbilt	0-2

Series History

Alabama			
2/27/98	L		72-92
2/25/99	L		71-82
Arkansas			
3/3/95	L		70-80
3/1/02	L		61-79
Auburn			
3/2/06	L		48-64
3/1/07	W		65-63
Florida			
3/1/96	L		48-65
Georgia			
3/6/04	L		42-73
Kentucky			
3/4/94	L		80-83
LSU			
2/26/98	W		76-61
Mississippi State			
3/7/03	L		75-79
Ole Miss			
3/5/93	L		57-59
3/1/01	L		68-75
3/6/03	W		79-64
3/3/05	L		50-53
Tennessee			
2/28/97	L		45-78
3/2/07	L		63-81
Vanderbilt			
3/6/92	L		47-58
3/2/00	L		58-80

SEC Tournament Year-by-Year

1992 • Albany, Ga.
3/6 No. 4 Vanderbilt 58, No. 12 USC 47
1993 • Chattanooga, Tenn.
3/5 No. 10 Ole Miss 59, No. 7 USC 57
1994 • Chattanooga, Tenn.
3/4 No. 7 Kentucky 83, No. 10 USC 80
1995 • Chattanooga, Tenn.
3/3 No. 4 Arkansas 80, No. 10 USC 70
1996 • Chattanooga, Tenn.
3/1 No. 6 Florida 65, No. 11 USC 48
1997 • Chattanooga, Tenn.
2/28 No. 5 Tennessee 78, No. 12 USC 45
1998 • Columbus, Ga.
2/26 No. 11 USC 76, No. 6 LSU 61
2/27 No. 3 Alabama 92, No. 11 USC 72
1999 • Chattanooga, Tenn.
2/25 No. 5 Alabama 82, No. 12 USC 71
2000 • Chattanooga, Tenn.
3/2 No. 6 Vanderbilt 80, No. 11 USC 58
2001 • Memphis, Tenn.
3/1 No. 11 Ole Miss 75, No. 6 USC 68
2002 • Nashville, Tenn.
2/28 First Round Bye
3/1 No. 7 Arkansas 79, No. 2 USC 61
2003 • Little Rock, Ark.
3/6 No. 5 USC 79, No. 12 Ole Miss 64
3/7 No. 4 Miss. State 79, No. 5 USC 75
2004 • Nashville, Tenn.
3/6 No. 5 Georgia 73, No. 12 USC 42
2005 • Greenville, S.C.
3/3 No. 5 Ole Miss 53, No. 12 USC 50
2006 • Little Rock, Ark.
3/2 No. 10 Auburn 64, No. 7 USC 48
2007 • Duluth, Ga.
3/1 No. 8 USC 65, No. 9 Auburn 63
3/2 No. 1 Tennessee 81, No. 8 USC 63

Carolina Team Records

Most Points Scored	
80	vs. Kentucky, 3/04/94
79	vs. Mississippi, 3/6/03
75	vs. Mississippi State, 3/7/03
Most Points, First Half	
40	vs. Mississippi, 3/6/03
39	2x, last vs. Kentucky, 3/04/94
34	2x, last vs. Vanderbilt, 3/02/00
Most Points, Second Half	
48	vs. Alabama, 2/27/98
44	3x, last vs. Mississippi, 3/01/01
41	2x, last vs. Mississippi St., 3/7/03
Least Points Scored	
42	42 vs. Georgia, 3/4/04
47	vs. Vanderbilt, 3/06/92
48	3x, last vs. Auburn, 3/2/06
Least Points, First Half	
19	vs. Mississippi, 3/3/05
	vs. Tennessee, 2/28/97
	vs. Georgia, 3/4/04
21	vs. Auburn, 3/2/06
Least Points, Second Half	
18	vs. Mississippi, 3/05/93
20	vs. Vanderbilt, 3/06/92
23	vs. Georgia, 3/4/04
Largest Margin of Victory	
15	vs. Mississippi, 3/6/03
	vs. LSU, 2/26/98
Largest Margin of Defeat	
31	vs. Georgia, 3/4/04
28	vs. Tennessee, 2/28/97
22	vs. Vanderbilt, 3/2/00
Most FG Made	
29	vs. LSU, 2/26/98
28	3x, last vs. Miss. State, 3/7/03
27	2x, last vs. Mississippi, 3/6/03
Most FG Attempted	
79	vs. Arkansas, 3/03/95
73	vs. Alabama, 2/27/98
72	vs. Auburn, 3/2/06
Highest FG Percentage	
.509	vs. LSU (29-57), 2/26/98
.474	vs. Mississippi (27-57), 3/6/03
.467	vs. Mississippi (28-60), 3/1/01
Most 3-Pointers Made	
12	vs. Kentucky, 3/4/94
11	vs. Mississippi, 3/6/03
9	vs. Arkansas, 3/3/95

Most 3-Point Attempts	
33	vs. Kentucky, 3/04/94
27	vs. Arkansas, 3/03/95
25	vs. Florida, 3/01/96

Highest 3-Point %age	
.467	vs. Alabama (7-15), 2/27/98
.458	vs. Mississippi (11-24), 3/6/03
.455	vs. Tennessee (5-11), 3/2/07
	vs. Mississippi (5-11), 3/5/93

Most Free Throws Made	
24	vs. Kentucky, 3/04/94
17	vs. Alabama, 2/27/97
16	vs. Vanderbilt, 3/02/00

Most FT Attempted	
33	vs. Kentucky, 3/04/94
27	vs. Alabama, 2/27/98
22	vs. Vanderbilt, 3/06/92

Highest FT Percentage	
1.000	vs. Arkansas (7-7), 3/03/95
	vs. Mississippi (8-8), 3/05/93
.941	vs. Vanderbilt (16-17), 3/02/00

Most Rebounds	
45	vs. Mississippi, 3/3/05
44	vs. Vanderbilt, 3/6/92
43	vs. Auburn, 3/2/06
42	vs. Auburn, 3/1/07
	vs. Mississippi, 3/6/03

Most Offensive Rebounds	
22	vs. Arkansas, 3/3/95
21	vs. Alabama, 2/27/98
19	vs. Auburn, 3/1/07
	vs. Auburn, 3/2/06

Most Defensive Rebounds	
35	vs. Mississippi, 3/3/05
30	vs. Mississippi State, 3/7/03
27	vs. LSU, 2/26/98
	vs. Kentucky, 3/4/94

Most Personal Fouls	
33	vs. Alabama, 2/24/99
29	vs. Kentucky, 3/04/94
25	vs. Arkansas, 3/03/95

Most Assists	
22	vs. Tennessee, 3/2/07
19	2x, last vs. Mississippi, 3/6/03
18	vs. LSU, 2/26/98
17	2x, last vs. Miss. St., 3/7/03

Most Turnovers	
25	vs. Tennessee, 3/2/07
	vs. Vanderbilt, 3/2/00
24	3x, last vs. Mississippi, 3/3/05
21	vs. Auburn, 3/1/07
	vs. Georgia, 3/4/04

Most Blocked Shots	
9	vs. Mississippi, 3/3/05
7	vs. Auburn, 3/2/06

- Intro
- Players
- Staff
- Opponents
- Review
- Records**
- History

SEC Tournament Records

6 vs. Tennessee, 3/2/07
vs. Auburn, 3/1/07

Most Steals

13 vs. Tennessee, 3/2/07
12 vs. Vanderbilt, 3/02/00
11 vs. Mississippi State, 3/7/03
9 vs. Alabama, 2/04/99

Carolina Player Records

Most Points Scored

27 Shannon Johnson vs. Kentucky, 3/4/94
24 Jenny Randall vs. Arkansas, 3/3/95
23 2x, last Jocelyn Penn vs. Mississippi, 3/6/03

Most Field Goals Made

11 Annie Lester vs. LSU, 2/26/98
9 2x, last Jocelyn Penn vs. Miss. State, 3/7/03
8 2x, last Sarah Burgess vs. Mississippi, 3/6/03

Most FG Attempted

24 Marsha Williams vs. Vanderbilt, 3/06/92
22 Annie Lester vs. Alabama, 2/27/98
19 2x, last Shannon Johnson vs. Florida, 3/01/96

Most 3-Pointers Made

7 Sarah Burgess vs. Mississippi, 3/6/03
5 Christi Timmons vs. Mississippi, 3/05/93
4 2x, last Lisa Williams vs. Alabama, 2/24/99

Most 3-Point Attempts

12 Christi Timmons vs. Kentucky, 3/04/94
10 Sarah Burgess vs. Mississippi, 3/6/03
9 2x, last Nihan Anaz vs. Mississippi, 3/01/01

Most Free Throws Made

13 Shannon Johnson vs. Kentucky, 3/04/94
11 Nikki Miars vs. LSU, 2/26/98
8 Jocelyn Penn vs. Vanderbilt, 3/02/00

Most FT Attempted

17 Shannon Johnson vs. Kentucky, 3/04/94
13 2x, last Nikki Miars vs. LSU, 2/26/98
12 Rachell Lee vs. Alabama 2/27/98

Most Rebounds

15 Marsha Williams vs. Vanderbilt, 3/6/92
13 Petra Ujhelyi vs. Mississippi, 3/6/03
11 4x, last Melanie Johnson vs. Auburn, 3/2/06

Most Offensive Rebounds

8 Marsha Williams vs. Vanderbilt, 3/06/92
6 3x, last Petra Ujhelyi vs. Mississippi, 3/6/03
5 4x, last Melanie Johnson vs. Auburn, 3/2/06

Most Defensive Rebounds

8 2x, last Olga Gritsaeva vs. Mississippi, 3/3/05
7 7x, last Melanie Johnson vs. Mississippi, 3/3/05
6 8x, last Melanie Johnson vs. Auburn, 3/1/06

Most Assists

10 Cristina Ciocan vs. Mississippi, 3/6/03

8 3x, last Cristina Ciocan vs. Miss. St., 3/7/03
6 2x, last Cristina Ciocan vs. Mississippi, 3/1/01

Most Turnovers

9 Nikki Miars, vs. Alabama, 2/27/98
7 5x, last Stacy Booker, vs. Mississippi, 3/3/05
6 6x, last Lauren Simms vs. Tennessee, 3/2/07

Most Blocked Shots

4 Ilona Burgrova vs. Auburn, 3/1/07
3 3x, last Melanie Johnson vs. Auburn, 3/2/06
2 7x, last Ilona Burgrova vs. Tennessee 3/2/07

Most Steals

6 Cristina Ciocan, vs. Miss. State, 3/7/03
5 Melanie Johnson vs. Tennessee, 3/2/07
4 4x, last Jocelyn Penn, vs. Vanderbilt, 3/2/00

Opponent Team Records

Most Points Scored

92 Alabama, 2/27/98
83 Kentucky, 3/04/94
82 Alabama, 2/24/99

Most Points Scored, First Half

51 Alabama, 2/27/98
40 Tennessee, 3/2/07
38 Mississippi, 3/01/01

Most Points Scored, Second Half

52 Vanderbilt, 3/02/00
47 Alabama, 2/24/99
46 2x, last Arkansas, 3/03/95

Least Points Scored

53 Mississippi, 3/3/05
58 Vanderbilt, 3/06/92
59 Mississippi, 3/05/93
61 LSU, 2/26/98

Least Points Scored, First Half

24 Mississippi, 3/3/05
24 Mississippi, 3/05/93
25 LSU, 2/26/98

Least Points Scored, Second Half

26 Vanderbilt, 3/06/92
29 Mississippi, 3/3/05
33 Florida, 3/01/96
35 Mississippi, 3/05/93

Most Field Goals Made

34 Alabama, 2/27/98

Most Field Goal Attempts

73 Mississippi State, 3/7/03

Field Goal Percentage

.596 Vanderbilt, 3/02/00

Most 3-Pointers Made

12 Alabama, 2/27/98

Most 3-Point Attempts

23 Mississippi, 3/3/05
22 Alabama, 2/27/98

3-Point Percentage

.778 Vanderbilt (7-9), 3/02/00

Most Free Throws Made

32 Alabama, 2/24/99

Most FT Attempted

48 Alabama, 2/24/99

Free Throw Percentage

.879 Arkansas, (29-33), 3/3/95

Most Rebounds

56 Mississippi State, 3/7/03

Most Offensive Rebounds

25 Mississippi State, 3/7/03

Most Defensive Rebounds

35 Auburn, 3/2/06

Most Assists

23 Vanderbilt, 3/02/00

Most Turnovers

23 2x, last Vanderbilt, 3/02/00

Most Blocked Shots

7 Auburn, 3/1/07

Most Steals

17 Mississippi, 3/3/05

Opponent Player Records

Most Points Scored

26 Stacey Reed, Kentucky, 3/4/94

Most Field Goals Made

10 Murriel Page, Florida, 3/1/96

Most FG Attempted

20 Tan White, Mississippi State, 3/7/03

Most 3-Pointers Made

6 Nicole Carruth, Alabama, 2/27/98

Most 3-Point Attempts

11 2x, last Elizabeth Cansdale, Ole Miss, 3/3/05

Most Free Throws Made

11 Stacy Reed, Kentucky, 3/4/94

Most FT Attempted

19 Armintie Price, Mississippi, 3/3/05

Most Rebounds

17 Clara Jackson, Ole Miss, 3/05/93

Most Offensive Rebounds

9 Clara Jackson, Ole Miss, 3/5/93

Most Defensive Rebounds

11 3x, last DeWanna Bonner, Auburn, 3/2/06

Most Assists

8 Stacey Reed, Kentucky, 3/04/94

Most Turnovers

8 Jillian Danker, Vanderbilt, 3/02/00

Most Blocked Shots

5 Candace Parker, Tennessee, 3/2/07
5 KeKe Carrier, Auburn, 3/1/07

Most Steals

8 Armintie Price, 3/3/05

Melanie Johnson



NCAA Tournament Appearances

2003 Second round :: Final record: 23-8 overall; 9-5 SEC

Head Coach: Susan Walvius

Date	Opponent	Result	Score	Region	Site
3/23/03	No. 5 South Carolina vs. No. 12 Chattanooga	W	68-54	East	State College, Pa.
3/25/03	No. 5 South Carolina vs. No. 4 Penn State	L	77-67	East	State College, Pa.

2002 Regional Final :: Final record: 25-7 overall; 10-4 SEC

Head Coach: Susan Walvius

Date	Opponent	Result	Score	Region	Site
3/16/02	No. 3 South Carolina vs. No. 14 Liberty	W	69-61	East	Columbia, S.C.
3/18/02	No. 3 South Carolina vs. No. 6 Cincinnati	W	75-56	East	Columbia, S.C.
3/23/02	No. 3 South Carolina vs. No. 7 Drake	W	79-65	East	Raleigh, N.C.
3/25/02	No. 3 South Carolina vs. No. 1 Duke	L	77-68	East	Raleigh, N.C.

1991 First Round :: Final record: 22-9 overall; 12-2 Metro Conference

Head Coach: Nancy Wilson

Date	Opponent	Result	Score	Region	Site
3/13/91	No. 7 South Carolina vs. No. 10 Vanderbilt	L	73-64	Mideast*	Nashville, Tenn.

1990 Third Round :: Final record: 24-9 overall; 13-1 Metro Conference

Head Coach: Nancy Wilson

Date	Opponent	Result	Score	Region	Site
3/14/90	No. 5 South Carolina vs. No. 12 Bowling Green	W	93-50	Mideast*	Columbia, S.C.
3/17/90	No. 5 South Carolina vs. No. 4 Northwestern	W	76-67	Mideast*	Evanston, Ill.
3/22/90	No. 5 South Carolina vs. No. 1 Washington	L	73-61	Mideast*	Iowa City, Iowa

1989 First Round :: Final record: 23-7 overall; 10-2 Metro Conference

Head Coach: Nancy Wilson

Date	Opponent	Result	Score	Region	Site
3/15/89	No. 6 South Carolina vs. No. 11 Tenn. Tech	L	77-73	Midwest*	Columbia, S.C.

1988 Second Round :: Final record: 23-11 overall; 10-2 Metro Conference

Head Coach: Nancy Wilson

Date	Opponent	Result	Score	Region	Site
3/16/88	No. 8 South Carolina vs. No. 9 Alabama	W	77-63	Midwest#	Columbia, S.C.
3/20/88	No. 8 South Carolina vs. No. 1 Texas	L	77-58	Midwest#	Austin, Texas

1986 First Round :: Final record: 19-11 overall; 9-1 Metro Conference

Head Coach: Nancy Wilson

Date	Opponent	Result	Score	Region	Site
3/12/86	No. 7 South Carolina vs. No. 10 Middle Tenn. St.	L	78-77 (OT)	Mideast#	Columbia, S.C.

1982 Second round :: Final record: 23-8 overall (team was not in a conference)

Head Coach: Terry Kelly

Date	Opponent	Result	Score	Region	Site
3/14/82	No. 3 South Carolina vs. No. 6 East Carolina	W	79-54	Midwest#	Columbia, S.C.
3/18/82	No. 3 South Carolina vs. No. 2 Kentucky	L	73-69	Midwest#	Ruston, La.

Field of 40 teams

* Field of 48 teams

NCAA Tournament Series History

Alabama (1-0)

3/16/88	W	77-63
---------	---	-------

Bowling Green (1-0)

3/14/90	W	93-50
---------	---	-------

Chattanooga (1-0)

3/23/03	W	68-54
---------	---	-------

Cincinnati (1-0)

3/18/02	W	75-56
---------	---	-------

Drake (1-0)

3/23/02	W	79-65
---------	---	-------

Duke (0-1)

3/25/02	L	77-68
---------	---	-------

East Carolina (1-0)

3/14/82	W	79-54
---------	---	-------

Kentucky (0-1)

3/18/82	L	73-69
---------	---	-------

Liberty (1-0)

3/16/02	W	69-61
---------	---	-------

Middle Tennessee St. (0-1)

3/12/86	L	78-77 (OT)
---------	---	------------

Northwestern (1-0)

3/17/90	W	76-67
---------	---	-------

Penn State (0-1)

3/25/03	L	77-67
---------	---	-------

Tennessee Tech (0-1)

3/15/89	L	77-73
---------	---	-------

Texas (0-1)

3/20/88	L	77-58
---------	---	-------

Vanderbilt (0-1)

3/13/91	L	73-64
---------	---	-------

Washington (0-1)

3/22/90	L	73-61
---------	---	-------

[Intro](#)
[Players](#)
[Staff](#)
[Opponents](#)
[Review](#)
[Records](#)
[History](#)

NCAA Tournament Records

Carolina Team

Most Points

93 vs Bowling Green, 3/14/90
 79 vs East Carolina, 3/14/82
 77 vs Alabama, 3/16/88
 vs Middle Tennessee State, 3/12/88

Most Field Goals Made

36 vs Bowling Green, 3/14/90
 33 vs East Carolina, 3/14/82
 32 2x, last vs Middle Tenn. State, 3/12/86

Most Field Goal Attempts

70 vs Middle Tennessee State, 3/12/86
 68 vs Duke, 3/25/02
 67 vs Northwestern, 3/17/90
 vs Kentucky, 3/18/82
 66 2x, last vs Drake, 3/23/02

Most 3-Pointers Made

7 vs Drake, 3/23/02
 vs Northwestern, 3/17/90
 6 vs Chattanooga, 3/23/03
 4 4x, last vs Duke, 3/25/02

Most 3-Point Attempts

28 vs Chattanooga, 3/23/03
 18 vs Vanderbilt, 3/13/91
 16 vs Liberty, 3/16/02

Most Free Throws Made

28 vs Alabama, 3/16/88
 17 vs Bowling Green, 3/14/90
 14 2x, last vs Chattanooga, 3/23/03

Most Free Throw Attempts

45 vs Alabama, 3/16/88
 23 2x, last vs Liberty, 3/16/02
 22 vs East Carolina, 3/14/82

Most Rebounds

50 vs Kentucky, 3/18/82
 vs East Carolina, 3/14/82
 48 vs Middle Tennessee State, 3/12/86

Most Offensive Rebounds

20 vs Drake, 3/23/02
 19 vs Liberty, 3/16/02
 18 2x, last vs Chattanooga, 3/23/03

Most Defensive Rebounds

37 vs Kentucky, 3/18/82
 35 vs Bowling Green, 3/14/90
 31 vs Alabama, 3/16/88

Most Assists

23 vs Bowling Green, 3/14/90
 22 2x, last vs Liberty, 3/16/02
 21 vs Tennessee Tech, 3/15/89

Most Blocked Shots

8 vs East Carolina, 3/14/82
 7 vs Alabama, 3/16/88
 5 vs Cincinnati, 3/18/02

Most Steals

16 vs Drake, 3/23/02
 13 vs Bowling Green, 3/14/90
 12 vs Duke, 3/25/02

Opponent Team

Most Points

78 Middle Tennessee State, 3/12/86
 77 4x, last Penn State, 3/25/03
 73 3x, last Vanderbilt, 3/13/91

Most Field Goals Made

35 Middle Tennessee State, 3/12/86
 34 Tennessee Tech, 3/15/89
 33 Kentucky, 3/18/82

Most Field Goal Attempts

79 Middle Tennessee State, 3/12/86
 75 East Carolina, 3/14/82
 74 Kentucky, 3/18/82

Most 3-Pointers Made

8 Cincinnati, 3/18/02
 7 Penn State, 3/25/03
 6 Drake, 3/23/02

Most 3-Point Attempts

20 Chattanooga, 3/23/03
 19 Cincinnati, 3/18/02
 18 2x, last Penn State, 3/25/03

Most Free Throws Made

18 2x, last Duke, 3/25/02
 13 Texas, 3/20/88
 12 2x, last Bowling Green, 3/14/90

Most Free Throw Attempts

24 2x, last Duke, 3/25/02
 23 Vanderbilt, 3/13/91
 22 East Carolina, 3/14/82

Most Rebounds

48 Middle Tennessee State, 3/13/82
 43 Alabama, 3/16/88
 44 Liberty, 3/16/02

Most Offensive Rebounds

21 Alabama, 3/16/88
 16 Tennessee Tech, 3/15/89
 15 Texas, 3/20/88

Most Defensive Rebounds

29 Vanderbilt, 3/13/91
 28 Cincinnati, 3/18/02
 27 Washington, 3/22/90

Most Assists

21 Penn State, 3/25/03
 20 Middle Tennessee State, 3/12/86
 19 Duke, 3/25/02

Most Blocked Shots

9 Duke, 3/25/02
 5 Vanderbilt, 3/13/91
 4 Middle Tennessee State, 3/12/86

Most Steals

14 2x, last Penn State, 3/25/03
 13 Texas, 3/20/88
 12 2x, last Chattanooga, 3/23/03

Carolina Player

Most Points

31 Beth Hunt, vs. Tennessee Tech, 3/15/89
 30 Brantley Southers, vs E. Carolina, 3/14/82
 27 Marsha Williams, vs Vanderbilt, 3/13/91

Most Field Goals Made

13 Brantley Southers, vs E. Carolina, 3/14/82
 11 Beth Hunt, vs Tennessee Tech, 3/15/89
 Sheila Foster, vs Kentucky, 3/18/82

Most Field Goal Attempts

23 Brantley Southers, vs Mid. Tenn. St., 3/12/86
 22 Beth Hunt, vs Northwestern, 3/17/90
 20 Marsha Williams, vs Vanderbilt, 3/13/91

Most 3-Pointers Made

5 Karen Middleton, vs Northwestern, 3/17/90
 4 Karen Middleton, vs Bowling Green, 3/14/90
 3 3x, last Kelly Morrone, vs Duke, 3/25/02

Most 3-Point Attempts

10 Kelly Morrone, vs Chattanooga, 3/23/03
 Sarah Burgess, vs Chattanooga, 3/23/03
 8 Karen Middleton, vs Tennessee Tech, 3/15/89
 7 4x, last Shaun Gortman vs Drake, 3/23/02

Most Free Throws Made

9 2x, last Teresa Geter, vs Cincinnati, 3/18/02
 8 Martha Parker, vs Alabama, 3/16/88
 6 Brantley Southers, vs Mid. Tenn. St., 3/12/86

Most Free Throw Attempts

10 2x, last Teresa Geter, vs Cincinnati, 3/18/02
 8 Petra Ujhelyi, vs Penn State, 3/7/03
 7 Brantley Southers, vs Tennessee Tech, 3/15/89

Most Rebounds

19 Sheila Foster, vs Kentucky, 3/18/82
 Brantley Southers, vs E. Carolina, 3/14/82
 18 Sharon Gilmore, vs Mid. Tenn. State, 3/12/85
 15 Schonna Banner, vs Northwestern, 3/17/90
 14 2x, last P. Ujhelyi, vs Chattanooga, 3/6/03

Most Offensive Rebounds

7 4x, last Jocelyn Penn, vs Liberty, 3/16/02
 6 4x, last Jocelyn Penn, vs Duke, 3/25/02

Most Defensive Rebounds

15 Sheila Foster, vs Kentucky, 3/18/82
 10 Petra Ujhelyi, vs Chattanooga, 3/6/03
 9 Petra Ujhelyi, vs Liberty, 3/16/02

Most Assists

9 Martha Parker, vs Tennessee Tech, 3/15/89
 8 Cristina Ciocan, vs Cincinnati, 3/18/02
 6 5x, Cristina Ciocan, vs Drake, 3/23/02

Most Blocked Shots

6 Monica Williams, vs Alabama, 3/16/88
 4 4x, last Beth Hunt, vs Washington, 3/22/90

Most Steals

6 Jocelyn Penn, vs Drake, 3/23/02
 5 Sarah Burgess, vs Chattanooga, 3/6/03
 4 Monica Williams, vs Alabama, 3/16/88

Opponent Player

Most Points

27 Kelly Mazzante, Penn State, 3/25/03
 24 Alana Beard, Duke, 3/25/02
 Wendy Scholters, Vanderbilt, 3/13/91
 23 Angela Brown, Tennessee Tech, 3/15/89
 22 Laura Vaughn, Alabama, 3/16/88

Most Field Goals Made

12 Valerie Still, Kentucky, 3/18/82
 Wendy Scholters, Vanderbilt, 3/13/91
 11 3x, last Kelly Mazzante, Penn State, 3/25/03

Most Field Goal Attempts

23 Angela Brown, Tennessee Tech, 3/15/89
 Valerie Still, Kentucky, 3/18/82
 19 2x, last Wendy Scholtens, Vandy, 3/13/91

Most 3-Pointers Made

3 3x, last Krista Gingrich, Duke, 3/25/02
 2 Stephanie Schmitz, Drake, 3/23/02
 1 5x, last Ja'Nae Mosley, Drake, 3/23/02

Most 3-Point Attempts

8 Tracey Rutledge, Alabama, 3/12/86
 7 4x, last Kelly Mazzante, Penn State, 3/25/03
 6 Julie Powell, Vanderbilt, 3/13/91
 5 Krista Gingrich, Duke, 3/25/02

Most Free Throws Made

8 Stephanie Walker, Liberty, 3/16/02
 7 3x, last Monique Currie, Duke, 3/25/02
 6 2x, last Alana Beard, 3/23/02

Most Free Throw Attempts

10 Valerie Still, Kentucky, 3/18/82
 9 2x, last Stephanie Walker, Liberty, 3/16/02
 8 5x, last A. Beard & M. Currie, Duke, 3/25/02

Most Rebounds

16 Wendy Scholtens, Vanderbilt, 3/13/91
 13 Valerie Still, Kentucky, 3/18/82
 12 2x, last Laura Heard, Alabama, 3/16/89

Most Offensive Rebounds

7 Melinda Clayton, Tennessee Tech, 3/15/89
 5 3x, last Wendy Scholtens, Vandy, 3/13/91

Most Defensive Rebounds

11 Wendy Scholtens, Vanderbilt, 3/13/91
 8 Valerie Still, Kentucky, 3/18/82
 7 Laura Heard, Alabama, 3/16/88

Most Assists

8 Jess Strom, Penn State, 3/25/03
 7 Kim Webb, Middle Tenn. State, 3/12/86
 Lori Gross, Middle Tenn. State, 3/12/86
 Patty Jo Hedges, Kentucky, 3/18/82

Most Blocked Shots

4 Michele Matyasovsky, Duke, 3/25/02
 3 Kim Webb, Middle Tenn. State, 3/12/86
 2 4x, last Alana Beard, Duke, 3/25/02

Most Steals

5 3x, last Tanisha Wright, Penn State, 3/25/03
 4 Patty Jo Hedges, Kentucky, 3/18/82
 Traci Thirdgill, Washington, 3/22/90

Women's NIT

2006-07 Women's NIT (Columbia, S.C.)

3/18	Hartford	W	81-40
3/21	Hofstra	L	64-59

2005-06 Women's NIT (Cincinnati, Ohio)

3/17	Xavier	L	70-65 (OT)
------	--------	---	------------

1978-79 NWIT (Amarillo, Texas)

* 1979 NWIT CHAMPIONS *

3/15	California	W	62-51
3/16	Oregon	W	84-63
3/17	Drake	W	74-71

AIAW Tournament

1977-78 AIAW Playoffs (Aiken, S.C.)

3/2	College of Charleston	W	84-80
-----	-----------------------	---	-------

1977-78 AIAW Region 2 Tournament (Chapel Hill, N.C.)

3/9	NC State	L	77-52
3/10	Memphis	W	82-80
3/11	East Carolina	W	77-70

1978-79 AIAW Region 2 Tournament (Knoxville, Tenn.)

3/8	Morehead State	W	70-64
3/9	Tennessee	L	76-64
3/11	NC State	L	67-64

1979-80 AIAW Region 2 Tournament (Columbia, S.C.)

3/12	Southern California	W	70-60
3/16	Northwestern	L	61-54
3/17	Stephen F. Austin	W	63-56
3/21	Tennessee	L	75-72
3/23	Louisiana Tech	W	77-69

(Defeated Louisiana Tech in the consolation game for a third place finish)

1980-81 AIAW Region 2 Tournament (Clemson, S.C.)

3/10	Clemson	W	81-64
------	---------	---	-------

1980-81 AIAW Region 2 Tournament (Norfolk, Va.)

3/13	Old Dominion	L	73-71
3/14	Kentucky	L	87-69

SCAIAW Tournament

1976-77 SCAIAW State Tournament

3/3	Erskine	W	73-71
3/4	Francis Marion	L	65-61

1977-78 SCAIAW State Tournament (Clemson, S.C.)

2/23	Benedict	W	74-44
2/24	Francis Marion	W	68-64 (OT)
2/25	College of Charleston	W	85-81

1978-79 SCAIAW Championship (Spartanburg, S.C.)

3/7	Clemson	W	75-74
-----	---------	---	-------

1979-80 SCAIAW Championship (Florence, S.C.)

3/1	Clemson	W	89-55
-----	---------	---	-------

Metro Conference Tournament

1983-84 • Cincinnati, Ohio

South Carolina 74, Tulane 64
 Memphis State 64, South Carolina 60
 Virginia Tech 89, South Carolina 76

1984-85 • Hattiesburg, Miss.

South Carolina 76, Tulane 66
 Southern Mississippi 87, South Carolina 80

1985-86 • Columbia, S.C.

**1986 METRO CHAMPIONS* (Regular Season & Tournament)*

South Carolina 67, Virginia Tech 54
 South Carolina 61, Cincinnati 48

1986-87 • Blacksburg, Va.

South Carolina 77, Cincinnati 46
 South Carolina 59, Virginia Tech 55
 Southern Mississippi 68, South Carolina 66

1987-88 • Tallahassee, Fla

**1988 METRO CHAMPIONS* (Regular Season & Tournament)*

South Carolina 86, Southern Mississippi 77 (OT)
 South Carolina 81, Memphis State 70

1988-89 • Memphis, Tenn.

**1989 METRO CHAMPIONS* (Regular Season & Tournament)*

South Carolina 63, Cincinnati 60
 South Carolina 92, Southern Mississippi 65

1989-90 • Cincinnati, Ohio

**1990 METRO CHAMPIONS* (Regular Season Championship)*

South Carolina 71, Tulane 62
 South Carolina 80, Louisville 60
 Southern Mississippi 95, South Carolina 88 (2OT)

1990-91 • Louisville, Ky.

**1991 METRO CHAMPIONS* (Regular Season Championship)*

South Carolina 80, Tulane 44
 South Carolina 70, Southern Mississippi 59
 Florida State 54, South Carolina 53

The Gamecocks of 1987-88





LEVEL THE PLAYING FIELD TODAY. LEVEL THE BOARDROOM TOMORROW 

[NIKEWOMEN.COM](https://www.nike.com/women)