

2007 TRACK & FIELD CAROLINA



HISTORY & RECORDS





SOUTH CAROLINA OLYMPIC ROSTER

Introduction



ALEEN BAILEY
Graduate
2004 Athens
100m, 4x100m Relay
Jamaica



MIKI BARBER
Graduate
2000 Sydney
4x400m Relay
USA



LASHINDA DEMUS
Former Student-Athlete
2004 Athens
400m Hurdles
USA



ADRIAN DURANT
Former Student-Athlete
2004 Athens
100m, 200m, 4x100m Relay
U.S. Virgin Islands




DAWN ELLERBE
Graduate
2000 Sydney
Hammer Throw
USA

Coaches & Staff



MICHELLE FOURNIER
Graduate
2000 Sydney, 2004 Athens
Hammer Throw
Canada




OTIS HARRIS
Former Student-Athlete
2004 Athens
400m, 4x400m Relay
USA



MONIQUE HENNAGAN
Former Volunteer Coach
2000 Sydney, 2004 Athens
4x400m Relay, 400m
USA



CHARMAINE HOWELL
Graduate
2000 Sydney
800m
Jamaica



ALLEN JOHNSON
Former Volunteer Coach
1996 Atlanta, 2000 Sydney,
2004 Athens
110m Hurdles
USA

Men's Team

Women's Team

The SEC

2006 Review

History & Records



LISA MISIPEKA
Graduate
1996 Atlanta, 2000 Sydney,
2004 Athens
Hammer Throw, Shot Put
American Samoa




MELISSA MORRISON
Former Volunteer Coach
2000 Sydney, 2004 Athens
100m Hurdles
USA



BRAD SNYDER
Graduate
1996 Atlanta, 2000 Sydney,
2004 Athens
Shot Put
Canada



SHEVON STODDART
Graduate
2004 Athens
400m Hurdles
Jamaica



TERRENCE TRAMMELL
Graduate
2000 Sydney, 2004 Athens
110m Hurdles
USA



MARVIN WATTS
Graduate
2000 Sydney
800m
Jamaica



TONIQUE WILLIAMS-DARLING
Graduate
2000 Sydney, 2004 Athens
400m
Bahamas



TEN GAMECOCKS COMPETE AT 2004 OLYMPICS

Ten Gamecocks, currently and formerly coached by Curtis Frye (who served as an assistant coach for the USA Women's Track and Field Team), were among the 2004 Olympians in Athens, Greece. Of those 10, four brought home a total of five medals, including the USC track and field program's first three gold medals won by former athletes Tonique Williams-Darling (Bahamas) in the 400m, Otis Harris (USA) in the 4x400m relay and Aleen Bailey (Jamaica) in the 4x100m relay. Harris also won a silver medal in the 400m, while Terrence Trammell claimed his second consecutive silver medal in the 110m hurdles. Former volunteer coach Melissa Morrison also added to her medal count with a bronze in the 100m hurdles. Other USC Olympians included Lisa Misipeka, Michelle Fournier, Brad Snyder, Lashinda Demus, Adrian Durant and Shevon Stoddart, as well as former volunteer coaches Allen Johnson and Monique Hennagan.



Three-time Olympian and South Carolina alum Lisa Misipeka became the first Gamecock to hold the flag for any country in the Athens Olympic Opening Ceremony.



South Carolina alum Tonique Williams-Darling poses here with USC coach Curtis Frye after winning a gold medal in the 400-meter dash. She competed at the 2000 Olympics in Sydney as well.

SOUTH CAROLINA MEDALISTS AT THE 2004 OLYMPICS

ALEEN BAILEY
Former Student-Athlete
Gold Medalist:
4x100-Meter Relay
(Jamaica)

TERRENCE TRAMMELL
Former Student-Athlete
Silver Medalist:
110-Meter Hurdles
(USA)

OTIS HARRIS
Former Student-Athlete
Gold Medalist:
4x400-Meter Relay
Silver Medalist:
400-Meter Dash
(USA)

TONIQUE WILLIAMS-DARLING
Former Student-Athlete
Gold Medalist:
400-Meter Dash
(Bahamas)

MELISSA MORRISON
Former Volunteer Coach
Bronze Medal:
100-Meter Hurdles
(USA)



South Carolina coach Curtis Frye is pictured here with Otis Harris, who received two medals at the Athens Olympics. Harris took silver in the 400m and earned a gold as a member of the 4x400m relay team.



South Carolina alum Terrence Trammell won his second consecutive silver medal in the 110m hurdles.

Introduction

Coaches & Staff

Men's Team

Women's Team

The SEC

2006 Review

History & Records



GAMECOCKS A STRONG PRESENCE AT 2000 OLYMPICS

South Carolina sent a combined 19 athletes/coaches to the 2000 Olympics in Sydney, Australia, 12 of whom came from the track and field program. Graduates Charmaine Howell and Terrence Trammell both won silver medals, with Howell's coming in the 4x400-meter relay for Jamaica and Trammell's in the 110-meter hurdles for the USA. Former volunteer coach Monique Hennagan scored a gold medal as a member of the USA's 4x400m relay squad. Another former volunteer, Melissa Morrison, received a bronze medal competing for the USA in the 100-meter hurdles. Former Gamecocks Miki Barber, Dawn Ellerbe, Michelle Fournier, Tonique Williams-Darling and Marvin Watts competed in the Sydney Olympics, as well as former volunteer coach Allen Johnson. Former student-athletes Lisa Barber, Jimmie Hackley, Jackie Madison, Candy Mitchell, Demetria Washington, Antoinette Wilks and Ellakisha Williamson were Olympic trials participants.

SOUTH CAROLINA MEDALISTS AT THE 2000 OLYMPICS

MONIQUE HENNAGAN
Former Volunteer Coach
Gold Medalist:
4x400-Meter Relay
(USA)

MELISSA MORRISON
Former Volunteer Coach
Bronze Medal:
100-Meter Hurdles
(USA)

CHARMAINE HOWELL
Former Student-Athlete
Silver Medalist:
4x400-Meter Relay
(Jamaica)

TERRENCE TRAMMELL
Former Student-Athlete
Silver Medalist:
110-Meter Hurdles
(USA)



Head coach Curtis Frye saw 12 of his athletes and/or coaches make the Sydney Olympics. Pictured above, Frye relates his experience to WIS-TV.



Terrence Trammell, the silver medalist in the 110m hurdles, ran around Olympic Stadium with the American flag. Trammell came back to USC after turning pro to receive his degree on time in December 2002.



South Carolina sent 19 student-athletes or coaches to Sydney for the Summer Olympics in 2000. A number of the Olympians were featured on a panel upon returning to Columbia: Allen Johnson (110m hurdles), Michelle Davison (diving), Miki Barber (4x400m relay), Melissa Morrison (100m hurdles), Charmaine Howell (800m, 4x400m relay), Monique Hennagan (400m, 4x400m relay) and head baseball coach Ray Tanner.

Introduction

Coaches & Staff

Men's Team

Women's Team

The SEC

2006 Review

History & Records



GAMECOCKS ON THE INTERNATIONAL SCENE

Like the summer Olympics, South Carolina has been a major force with its athletes on the international scene. Last year, a number of former Gamecocks dominated the track and field season both indoors and outdoors.

In 2006, Terrence Trammell finished first in the 60m hurdles at the World Indoor Championships, an event he won in 2001 as well. He also finished third in the 60m in 2006 at the indoor championships and was runner-up in the 110mH at the USA Outdoor Championships. Trammell won the 60mH and finished second in the 60m at the USA Indoor Championships to earn the Visa Championships title as the high point scorer of the season, a prize worth \$25,000. In addition to his two Olympic silvers in the 110mH, other highlights during Trammell's career include three USA Indoor Championship titles in the 60mH (2000, 2001, 2006), a gold in the 60m at the 2002 USA Indoors and a second-place finish in the 110mH at the 2003 World Outdoor Championships.

Lisa Barber was a gold medalist at the 2006 World Indoor Championships with a win in the 60m, where she edged out world 100m champion Lauryn Williams to join Gail Devers as the only American woman to win the 60m at the international event. Barber was the USA indoor 60m champion last year as well and like Trammell claimed the Visa Championships title for the indoor season. She was a gold medalist in the 100m at the USA Outdoor Championships in 2005. Barber has been a member of three first-place relays teams in the 4x400m and 4x100m at the 2003 and 2005 World Outdoor Championships and the 4x400m at the 2001 World University Games.

Not to be outdone in 2006, Lashinda Demus won \$100,000 as the Visa Championships Series winner for the outdoor season on the women's side. She won the 400mH at the USA Outdoor Championships to defend her title from the previous year. At the World Outdoor Championships in 2005, Demus finished second in the 400mH. Additionally, Demus was the 2002 World and USA Junior champion and the 1999 Pan Am junior champ.

Other notable performances by the Gamecocks in international competitions are listed below:

- ✓ Ronnetta Alexander - gold medal, 100m hurdles, 2004 World Junior Championships
- ✓ Lisa Misipeka - bronze medal, hammer, 1999 World Outdoor Championships
- ✓ Lisa Barber and Demetria Washington - gold medal, 4x400m, 2001 World University Games
- ✓ Otukile Lekote - bronze medal, 800m, World University Games
- ✓ Kenneth Ferguson and Jonathan Fortenberry - gold medal, 4x400m, 2002 World Junior Championships
- ✓ Jonathan Fortenberry - silver medal, 400m, 2002 World Junior Championships
- ✓ Kenneth Ferguson - silver medal, 400m hurdles, 2002 World Junior Championships
- ✓ Demetria Washington - gold medal, 400m, 2001 World University Games • gold medal, 4x400m, 2003 World Outdoor Championships • silver medal, 4x400m, 2003 USA Outdoor Championships
- ✓ Miki Barber - bronze medal, 400m, 2001 World University Games
- ✓ Lashinda Demus and Tiffany Ross-Williams - gold medal, 4x400m, 2002 World Junior Championships
- ✓ Tiffany Ross-Williams - gold medal, 100m hurdles, 2002 USA Junior Championships • gold medal, 400m hurdles, 2001 USA Junior Olympics



Lisa Barber, Demetria Washington and Miki Barber were members of the winning 4x400m relay team at the 2001 World University Games. Washington won gold in the 400m, while Miki took bronze in the event.



Lashinda Demus won \$100,000 as the 2006 Visa Championships Series winner for the outdoor season. She won back-to-back golds in the 400m hurdles at the 2005 and 2006 USA Outdoor Championships.

Introduction

Coaches & Staff

Men's Team

Women's Team

The SEC

2006 Review

History & Records



MEN'S NCAA CHAMPIONS

INDOOR CHAMPIONS

2000 Terrence Trammell 6.54

800-METER RUN

2002 Otukile Lekote 1:46.88

60-METER HURDLES

1999 Terrence Trammell 7.52
2000 Terrence Trammell 7.55

4x800-METER RELAY

1974 D. Brown, Sheley, J. Brown, Schaper 7:27.4

SHOT PUT

1998 Brad Snyder 66-4 1/2
1999 Brad Snyder 64-11 1/2

35-POUND WEIGHT

1994 Ron Willis 71-11

OUTDOOR CHAMPIONS

400-METER DASH

1948 Norman "Scooter" Rucks 47.2

800-METER RUN

2001 Otukile Lekote 1:46.68
2002 Otukile Lekote 1:45.17

110-METER HURDLES

1999 Terrence Trammell 13.45
2000 Terrence Trammell 13.43

4x100-METER RELAY

1999 Crenshaw, Trammell, Mays, Price 38.92

4x400-METER RELAY

2002 Law, Lekote, Harris, Fortenberry 3:02.16

SHOT PUT

1998 Brad Snyder 64-7 3/4



Don Brown
1 Title



John Brown
1 Title




Clint Crenshaw
1 Title



Jonathan Fortenberry
1 Title



Otis Harris
1 Title



James Law
1 Title



Otukile Lekote
4 Titles




Shah Mays
1 Title




Jamie Price
1 Title



Norman Rucks
1 Title




Jim Schaper
1 Title



Mike Sheley
1 Title



Brad Snyder
3 Titles



Terrence Trammell
6 Titles



Ron Willis
1 Title



Introduction

Coaches & Staff

Men's Team

Women's Team

The SEC

2006 Review

History & Records



Aleen Bailey
3 Titles



Lisa Barber
1 Title



Miki Barber
5 Titles



Tacita Bass
3 Titles



Lashinda Demus
4 Titles



Dawn Ellerbe
4 Titles



Sheneka Griffin
1 Title



Lisa Misipeka
2 Titles



Amberly Nesbitt
1 Title



Tiffany Ross-Williams
2 Titles



Stephanie Smith
1 Title



Shalonda Solomon
3 Titles



Shevon Stoddart
2 Titles



Demetria Washington
6 Titles



Erica Whipple
1 Title



Ellakisha Williamson
1 Title

INDOOR CHAMPIONS

200-METER DASH

2000	Miki Barber.....	23.06
2006	Shalonda Solomon.....	22.57

400-METER DASH

2001	Demetria Washington.....	52.37
2003	Lashinda Demus.....	51.79

4x400-METER RELAY

2001	Bass, M. Barber, Griffin, Washington.....	3:30.08
2002	Bass, Demus, Stoddart, Washington.....	3:30.36
2005	Stoddart, Smith, Ross-Williams, Solomon.....	3:30.01

20-POUND WEIGHT

1996	Dawn Ellerbe.....	67-10 1/4
1997	Dawn Ellerbe.....	71-8 3/4
1998	Lisa Misipeka.....	70-5 1/4

OUTDOOR CHAMPIONS

100-METER DASH

2003	Aleen Bailey.....	11.18
2006	Amberly Nesbitt.....	11.34

200-METER DASH

2003	Aleen Bailey.....	22.65
2006	Shalonda Solomon.....	22.62

400-METER DASH

2000	Miki Barber.....	51.14
------	------------------	-------

400-METER HURDLES

2002	Lashinda Demus.....	54.85
------	---------------------	-------

4x100-METER RELAY

2002	Whipple, Washington, M. Barber, Bailey.....	43.12
------	---	-------

4x400-METER RELAY

2000	L. Barber, Washington, Williamson, M. Barber.....	3:28.64
2002	Ross, Washington, Bass, Demus.....	3:26.46

HAMMER

1996	Dawn Ellerbe.....	209-2
1997	Dawn Ellerbe.....	207-4
1998	Lisa Misipeka.....	209-4



Introduction

Coaches & Staff

Men's Team

Women's Team

The SEC

2006 Review

History & Records



2002 NCAA WOMEN'S OUTDOOR NATIONAL CHAMPIONS

BATON ROUGE, La. (June 1, 2002) — Winning the 4x400m relay with an NCAA meet and collegiate record, the University of South Carolina women's track and field team won the NCAA Outdoor Track and Field title in Baton Rouge, La. It is the school's first-ever NCAA team title in any sport.

USC's women scored 82 points to win the title with UCLA scoring 72 points. Southern California, the defending champions, finished third and LSU, the 2002 indoor champions, was fourth.

On the men's side, South Carolina's men finished sixth with 30 points. LSU won the title with 64 points and Tennessee, favored all year, finished second with 57 points.

"I've learned a lot from a lot of great people," Carolina head coach Curtis Frye said. "I stand on the shoulders of incredible giants in the sport. I think our kids understand what it means to be a class act and win a championship. I knew some things had to happen for UCLA. We didn't have a lot of things go wrong and we wanted to control our own destiny. We wanted to run our best race of the year in the 4x400m relay and we did. I am just thrilled; I have waited 27 years for this.

"I'm just as thrilled with the men's finish," Frye continued. "We came here hoping to finish in the top 10 — maybe top five. I am proud of our efforts. I knew after we won the SEC title in the 4x400m relay, our men would win the race here. All four put it on the line and did an incredible job."

The women ran a time of 3:26.46 to break its own collegiate and NCAA Championship records in the 4x400m relay. The team of Tiffany Ross, Demetria Washington, Tacita Bass and Lashinda Demus helped USC to a first-place finish over Texas. It last won the NCAA title in 2000.

"I can't put into words how I feel right now," Lisa Barber said. "Winning the school's first NCAA title — ever — wow! I am so proud of our entire team. We knew we had a chance if we just worked hard. We are thrilled. I am so proud of the men's and women's teams."

On the men's side, USC won the final event of the meet, the men's 4x400m relay with a school-record time of 3:02.16. The relay included James Law, Otukile Lekote, Otis Harris and Jon Fortenberry. Fortenberry, hoping to reverse his luck after dropping the stick in the prelims, wore his uniform backward and beat LSU and Baylor at the tape.

"I didn't want to drop the stick again tonight, so I wore my uniform backward. It worked," Fortenberry said.

In the final day of the NCAA Outdoor Track and Field Championships, USC's quarter-mile runners went 2-3-4 to collect 19 points in the event alone. Barber ran



a personal-best at 50.87 to finish as the runner-up in the 400m. Demus was third, finishing at 51.30, also a personal best. Demus won the 400m hurdles Friday. Washington was fourth, finishing at 51.38. Washington was the runner-up in 2001 and at the indoor meet in 2002.

One hour later, Aleen Bailey stepped on the track with Barber and picked up 12 points in the 200m, finishing second and fifth, respectively. Bailey ran a 22.99 to finish as the runner-up and Barber finished fifth at 23.29.

"Coach Frye told us before the 200m race that we had to score six points to help the team," Bailey said. "We scored 12! I am so happy to finish second. I know the points helped the team."

On the men's side, Harris was eighth in the 400m at 45.99. It was the first time Harris has scored at the outdoor meet and his first outdoor All-America honor. Fortenberry was ninth and also collected All-America honors.

Ross was eighth in the 100m hurdles at 13.57. It was a first-time appearance for Ross in the event, as she was the NCAA runner-up Friday in the 400m hurdles with a time of 55.22.

SOUTH CAROLINA SCORING

1. SOUTH CAROLINA	82
2. UCLA	72
3. Southern California	57
4. LSU	43
5. Kansas State	30
6. Florida	29
7. Stanford	25
8. North Carolina	22

POINT SCORING

200m - 12 points (2nd, 5th)
400m - 19 points (2nd, 3rd, 4th)
100mH - 1 point (8th)
400mH - 21 points (1st, 2nd, 6th)
4x100m - 10 points (1st)
4x400m - 10 points (1st)
Long Jump - 3 points (6th)
Heptathlon - 6 points (3rd)

SATURDAY, JUNE 1

• 42 Points •

200-Meter Dash (Finals)

2. Aleen Bailey	22.99
5. Lisa Barber	23.29

400-Meter Dash (Finals)

2. Lisa Barber	50.87
3. Lashinda Demus	51.30
4. Demetria Washington	51.38

100-Meter Hurdles (Finals)

8. Tiffany Ross	13.57
-----------------	-------

4x400-Meter Relay (Finals)

1. Ross, Washington, Bass, Demus	3:26.46
----------------------------------	---------

FRIDAY, MAY 31

• 31 Points •

100-Meter Dash (Prelims)

Aleen Bailey	False Start
--------------	-------------

100-Meter Hurdles (Prelims)

Tiffany Ross	13.44
--------------	-------

400-Meter Hurdles (Finals)

1. Lashinda Demus	54.85
2. Tiffany Ross	55.22
6. Shevon Stoddart	57.86

4x100-Meter Relay (Finals)

1. Whipple, Washington, M. Barber, Bailey	43.12
---	-------

THURSDAY, MAY 30

• 9 Points •

100-Meter Dash (Prelims)

Aleen Bailey	11.42
--------------	-------

400-Meter Dash (Prelims)

Demetria Washington	51.51
Lashinda Demus	51.78
Lisa Barber	52.01

100-Meter Hurdles (Prelims)

Tiffany Ross	13.37
--------------	-------

4x400-Meter Relay (Prelims)

Lewis, Ross, Washington, Stoddart	3:30.49
-----------------------------------	---------

Long Jump (Finals)

6. Antoinette Wilks	20-9 3/4
---------------------	----------

Heptathlon (All Events)

3. Tacita Bass	5,622
----------------	-------

WEDNESDAY, MAY 29

200-Meter Dash (Prelims)

Aleen Bailey	22.85
Lisa Barber	23.06

400-Meter Hurdles (Prelims)

Lashinda Demus	56.39
Tiffany Ross	56.66
Shevon Stoddart	57.64

4x100-Meter Relay (Prelims)

Whipple, Washington, Lewis, Bailey	43.88
------------------------------------	-------

Heptathlon (4 Events)

5. Tacita Bass	3,322
----------------	-------



YEARLY MEN'S FINISHES

Year	Coach	CONFERENCE		NATIONAL	
		Indoor	Outdoor	Indoor	Outdoor
<i>South Carolina competed in the Southern Conference from 1922 to 1953.</i>					
1948	Sterling DuPre	---	5th	---	16th
1949	Weems Baskin	5th	T-10th	---	---
1950	Weems Baskin	---	6th	---	---
1951	Weems Baskin	---	6th	---	---
1952	Weems Baskin	---	8th	---	---
1953	Weems Baskin	10th	6th	---	---
<i>South Carolina competed in the ACC from 1954 to 1971.</i>					
1954	Weems Baskin	5th	4th	---	---
1955	Weems Baskin	4th	4th	---	---
1956	Weems Baskin	7th	5th	---	---
1957	Weems Baskin	7th	4th	---	---
1958	Weems Baskin	T-4th	4th	---	---
1959	Weems Baskin	4th	4th	---	---
1960	Weems Baskin	4th	4th	---	---
1961	Weems Baskin	6th	T-4th	---	---
1962	Weems Baskin	5th	4th	---	---
1963	Weems Baskin	T-5th	5th	---	---
1964	Weems Baskin	3rd	4th	---	---
1965	Weems Baskin	4th	4th	---	T-55th
1966	Weems Baskin	5th	2nd	---	T-49th
1967	Weems Baskin	5th	4th	---	T-43rd
1968	Weems Baskin	4th	T-2nd	---	---
1969	Weems Baskin	4th	2nd	---	---
1970	John West	3rd	2nd	---	---
1971	John West	4th	2nd	---	---
<i>South Carolina was independent from 1972 to 1983.</i>					
1972	John West	---	---	---	---
1973	Bill McClure	---	---	---	---
1974	Bill McClure	---	---	3rd	---
1975	Bill McClure	---	---	---	---
1976	Bill McClure	---	---	---	T-47th
1977	Charlie Strong	---	---	---	---
1978	Charlie Strong	---	---	---	---
1979	Charlie Strong	---	---	---	---
1980	Charlie Strong	---	---	---	T-50th
1981	Charlie Strong	---	---	T-60th	---
1982	Charlie Strong	---	---	---	---
1983	Charlie Strong	---	---	---	---
<i>South Carolina competed in the Metro Conference from 1984 to 1991. The league did not sponsor an indoor championship.</i>					
1984	Charlie Strong	---	3rd	---	---
1985	Charlie Strong	---	4th	---	---
1986	Charlie Strong	---	3rd	---	---
1987	Charlie Strong	---	2nd	---	---
1988	Charlie Strong	---	2nd	---	---
1989	Charlie Strong	---	2nd	---	---
1990	Greg Kraft	---	2nd	T-34th	T-68th
1991	Greg Kraft	---	2nd	---	---
<i>South Carolina first competed in the SEC in 1992.</i>					
1992	Greg Kraft	8th	10th	---	---
1993	Greg Kraft	9th	8th	T-24th	---
1994	Greg Kraft	7th	4th	T-19th	---
1995	Greg Kraft	5th	8th	---	---
1996	Greg Kraft	5th	5th	T-38th	T-50th
1997	Curtis Frye	4th	5th	7th	T-40th
1998	Curtis Frye	4th	5th	T-7th	T-11th
1999	Curtis Frye	2nd	6th	4th	T-6th
2000	Curtis Frye	8th	8th	T-8th	T-11th
2001	Curtis Frye	T-7th	8th	T-16th	T-19th
2002	Curtis Frye	9th	7th	6th	6th
2003	Curtis Frye	3rd	T-6th	4th	10th
2004	Curtis Frye	7th	10th	14th	T-31st
2005	Curtis Frye	7th	9th	9th	T-26th
2006	Curtis Frye	5th	5th	T-33rd	T-30th

YEARLY WOMEN'S FINISHES

Year	Coach	CONFERENCE		NATIONAL	
		Indoor	Outdoor	Indoor	Outdoor
<i>The Metro Conference first sponsored a women's championship in 1989. Members of South Carolina's cross country team competed at the event.</i>					
1989	Charlie Strong	---	6th	---	---
1990	Greg Kraft	---	2nd	---	---
1991	Greg Kraft	---	5th	---	---
<i>South Carolina first competed in the SEC in 1992. Members of USC's cross country team competed at the indoor and outdoor championships in 1992 before a full team was added for the 1993 season.</i>					
1992	Greg Kraft	10th	12th	---	---
1993	Greg Kraft	T-9th	10th	---	---
1994	Greg Kraft	8th	5th	---	T-55th
1995	Greg Kraft	8th	8th	---	T-9th
1996	Greg Kraft	5th	2nd	T-10th	5th
1997	Curtis Frye	4th	3rd	4th	7th
1998	Curtis Frye	4th	2nd	T-11th	7th
1999	Curtis Frye	3rd	1st	T-18th	7th
2000	Curtis Frye	3rd	2nd	2nd	T-6th
2001	Curtis Frye	3rd	3rd	2nd	4th
2002	Curtis Frye	4th	1st	4th	1st
2003	Curtis Frye	2nd	4th	T-2nd	3rd
2004	Curtis Frye	5th	4th	T-10th	T-7th
2005	Curtis Frye	5th	1st	5th	T-2nd
2006	Curtis Frye	T-3rd	3rd	T-10th	3rd



Weems Baskin
1949 - 1969



John West
1970 - 1972



Bill McClure
1973 - 1976



Charlie Strong
1977 - 1989



Greg Kraft
1990 - 1996



Curtis Frye
1997 - Present



Introduction

Coaches & Staff

Men's Team

Women's Team

The SEC

2006 Review

History & Records



MEN'S INDOOR ALL-AMERICANS

1974

Don Brown - 4x800m
John Brown - 4x800m
Jim Schaper - 4x800m, 880y
Mike Sheley - 4x800m

1981

Gus Kirkland - High Jump

1990

Phillipe Williams - Long Jump

1993

Ron Willis - 35lb Weight

1994

Brett Murray - 35lb Weight
Ron Willis - 35lb Weight

1996

Kevin Mannon - 35lb Weight
Marcus Robinson - 200m
Brad Snyder - Shot Put
John Stoikos - 35lb Weight

1997

Corey Bridges - 55m
Ryan Harrison - 35lb Weight
Kevin Mannon - 35lb Weight
Brad Snyder - Shot Put
Marvin Watts - 800m

1998

Corey Bridges - 55m
Brad Snyder - Shot Put
Bert Sorin - 35lb Weight
Terrence Trammell - 55m Hurdles

1999

Jimmie Hackley - 400m
Ryan Harrison - 35lb Weight
Brad Snyder - Shot Put
Bert Sorin - 35lb Weight
Terrence Trammell - 60m, 60m Hurdles

2000

Terrence Trammell - 60m, 60m Hurdles

2001

Otis Harris - 400m, 4x400m
Pap Howard - 4x400m
Otukile Lekote - 800m, 4x400m
Gerald Pressley - 4x400m

2002

Jonathan Fortenberry - 4x400m
Otis Harris - 4x400m
Otukile Lekote - 800m, 4x400m
Gerald Pressley - 4x400m
Chris Steddum - Pole Vault
Corey Taylor - 60m Hurdles

2003

Tony Allmond - Long Jump
Kenneth Ferguson - 60m Hurdles, 4x400m
Jonathan Fortenberry - 400m, 4x400m
Otis Harris - 4x400m
Otukile Lekote - 4x400m
Corey Taylor - 60m Hurdles

2004

Tony Allmond - Long Jump
Chris Steddum - Pole Vault
Fred Townsend - Pentathlon

2005

Rodney Martin - 200m
Jason Richardson - 60m Hurdles

2006


Greig Cryer - Long Jump, Triple Jump
Jason Richardson - 60m Hurdles




1-Time
Rolando Adams




4-Time
Tony Allmond



1-Time
David Arnold



1-Time
Duan Barrino



1-Time
Wade Brantley



5-Time
Corey Bridges



1-Time
Don Brown



1-Time
John Brown



3-Time
Clint Crenshaw



3-Time
Greig Cryer



1-Time
Riaan Dempers



2-Time
Leroy Dixon



3-Time
Kenneth Ferguson



6-Time
Jonathan Fortenberry



2-Time
Jimmie Hackley



8-Time
Otis Harris



2-Time
Ryan Harrison



4-Time
Josephus Howard



1-Time
Bob Kaczka




2-Time
Gus Kirkland




2-Time
James Law



9-Time
Otukile Lekote



4-Time
Kevin Mannon



3-Time
Rodney Martin



2-Time
Shah Mays



1-Time
Frank Mensah




2-Time
Brett Murray



2-Time
Gerald Pressley



3-Time
Jamie Price



1-Time
Tony Rambo

Introduction

Coaches & Staff

Men's Team

Women's Team

The SEC

2006 Review

History & Records

MEN'S OUTDOOR ALL-AMERICANS




4-Time
Jason Richardson




1-Time
Marcus Robinson



1-Time
Norman Rucks



2-Time
Jim Schaper



2-Time
Mike Sheley



1-Time
Shamus Singletary



8-Time
Brad Snyder




4-Time
Bert Sorin



3-Time
Chris Steddum



2-Time
John Stoikos



3-Time
Art Swarts



3-Time
Corey Taylor



1-Time
George Thomas



2-Time
Andre Totton




2-Time
Fred Townsend



13-Time
Terrence Trammell



1-Time
Marvin Watts



1-Time
Jamaal Williams



1-Time
Phillip Williams



4-Time
Ron Willis



2-Time
Steve Wilson



1948
Norman "Scooter" Rucks - 400m

1965
Art Swarts - Discus

1966
Art Swarts - Discus

1967
Art Swarts - Discus

1970
Bob Kaczka - 880y

1974
Mike Sheley - 440y Hurdles

1975
Steve Wilson - High Jump

1976
Steve Wilson - High Jump

1977
George Thomas - 100m

1979
Rolando Adams - Long Jump

1980
Tony Rambo - 400m Hurdles

1981
Gus Kirkland - High Jump

1988
Wade Brantley - Decathlon

1990
David Arnold - 400m Hurdles

1994
Ron Willis - Discus, Hammer
Frank Mensah - 110m Hurdles

1995
Brett Murray - Discus

1996
Corey Bridges - 100m
Brad Snyder - Shot Put
John Stoikos - Hammer

1997
Corey Bridges - 4x100m
Kevin Mannon - Hammer, Shot Put
Shah Mays - 4x100m
Jamie Price - 4x100m
Jamaal Williams - 4x100m

1998
Corey Bridges - 4x100m
Riaan Dempers - 4x100m
Jamie Price - 4x100m
Brad Snyder - Shot Put, Discus
Bert Sorin - Hammer
Terrence Trammell - 110m Hurdles, 4x100m

1999
Clint Crenshaw - 4x100m
Shah Mays - 4x100m
Jamie Price - 4x100m
Brad Snyder - Shot Put
Bert Sorin - Hammer
Terrence Trammell - 100m, 110m Hurdles, 4x100m

2000
Clint Crenshaw - 4x100m
Jimmie Hackley - 4x100m
Pap Howard - 4x100m
Terrence Trammell - 100m, 110m Hurdles, 4x100m

2001
Clint Crenshaw - 4x100m
Pap Howard - 200m, 4x100m
Otukile Lekote - 800m
Shamus Singletary - 4x100m
Andre Totton - 4x100m

2002
Duan Barrino - 4x100m
Jonathan Fortenberry - 400m, 4x400m
Otis Harris - 400m, 4x400m
James Law - 4x100m, 4x400m
Otukile Lekote - 800m, 4x400m
Chris Steddum - Pole Vault
Corey Taylor - 4x100m
Andre Totton - 4x100m

2003
Tony Allmond - Long Jump
Kenneth Ferguson - 4x400m
Jonathan Fortenberry - 4x400m
Otis Harris - 400m, 4x400m
Otukile Lekote - 4x400m
Fred Townsend - Decathlon

2004
Tony Allmond - Long Jump

2005
Leroy Dixon - 100m
Rodney Martin - 100m, 200m
Jason Richardson - 110m Hurdles

2006
Greig Cryer - Long Jump
Leroy Dixon - 100m
Jason Richardson - 110m Hurdles

Introduction

Coaches & Staff

Men's Team

Women's Team

The SEC

2006 Review

History & Records



WOMEN'S INDOOR ALL-AMERICANS

Introduction

Coaches & Staff

Men's Team

Women's Team

The SEC

2006 Review

History & Records

1996

Dawn Ellerbe - 20lb Weight
Lisa Misipeka - Shot Put, 20lb Weight

1997

Crystal Brownlee - Shot Put, 20lb Weight
Dawn Ellerbe - Shot Put, 20lb Weight
Charmaine Howell - 800m
Lisa Misipeka - Shot Put, 20lb Weight
Tonique Williams - 400m

1998

Crystal Brownlee - Shot Put
Charmaine Howell - 800m
Lisa Misipeka - 20lb Weight

1999

Lisa Barber - 60m, 4x400m
Miki Barber - 400m, 4x400m
Char Foster - 4x400m
Michelle Fournier - 20lb Weight
Ellakisha Williamson - 4x400m

2000

Lisa Barber - 200m, 4x400m
Miki Barber - 200m, 400m, 4x400m
Mechelle Lewis - 200m
Demetria Washington - 200m, 400m, 4x400m
Ellakisha Williamson - 4x400m

2001

Miki Barber - 200m, 400m, 4x400m
Tacita Bass - 400m, 4x400m
Sheneka Griffin - 4x400m
Jackie Madison - 60m Hurdles
Demetria Washington - 200m, 400m, 4x400m

2002

Aleen Bailey - 60m, 200m
Tacita Bass - 4x400m
Lashinda Demus - 4x400m
Tiffany Ross - 60m Hurdles
Shevon Stoddart - 400m, 4x400m
Demetria Washington - 400m, 4x400m
Erica Whipple - 200m

2003

Aleen Bailey - 60m, 200m
Miki Barber - 200m, 400m, 4x400m
Lashinda Demus - 400m, 4x400m
Tiffany Ross - 4x400m
Demetria Washington - 400m, 4x400m
Erica Whipple - 200m
Antoinette Wilks - Long Jump

2004

Lashinda Demus - 400m, 60m Hurdles, 4x400m
Chelsea Hammond - Pentathlon
Alexis Joyce - 60m
Stephanie Smith - 200m, 400m, 4x400m
Shevon Stoddart - 4x400m
Tawana Watkins - 4x400m
Erica Whipple - 200m

2005

Khaliyah Carpenter - 200m
Natasha Hastings - 400m
Amberly Nesbitt - 60m
Tiffany Ross-Williams - 4x400m
Stephanie Smith - 400m, 4x400m
Shalonda Solomon - 200m, 4x400m
Shevon Stoddart - 400m, 4x400m
Erica Whipple - 200m

2006

Chelsea Hammond - Pentathlon
Natasha Hastings - 4x400m
Chiquita Martin - 4x400m
Amberly Nesbitt - 60m
Shay Shelton - 4x400m
Shalonda Solomon - 60m, 200m, 4x400m
Cheryl Terrio - Pole Vault



1-Time
Precious Akins



2-Time
Ronnetta Alexander



9-Time
Aleen Bailey



14-Time
Lisa Barber



20-Time
Miki Barber



1-Time
Rodena Barr



7-Time
Tacita Bass



6-Time
Crystal Brownlee



3-Time
Khaliyah Carpenter



1-Time
Leslie Coons



11-Time
Lashinda Demus



6-Time
Dawn Ellerbe



1-Time
Char Foster



3-Time
Michelle Fournier



2-Time
Faraigh Giles



2-Time
Sheneka Griffin



4-Time
Chelsea Hammond



7-Time
Natasha Hastings



4-Time
Charmaine Howell



4-Time
Alexis Joyce



2-Time
Mechelle Lewis



1-Time
Jackie Madison



3-Time
Chiquita Martin



10-Time
Lisa Misipeka



2-Time
Candy Mitchell



2-Time
Erin Narzinski



4-Time
Amberly Nesbitt



1-Time
Kylene Nixon



1-Time
Tanya Povey



12-Time
Tiffany Ross-Williams



2-Time
Shay Shelton



8-Time
Stephanie Smith



10-Time
Shalonda Solomon



11-Time
Shevon Stoddart



1-Time
Cheryl Terrio



21-Time
Demetria Washington



2-Time
Tawana Watkins



10-Time
Erica Whipple



1-Time
Kemesha Whitmire



4-Time
Antoinette Wilks



1-Time
Kanisa Williams



2-Time
Tonique Williams



6-Time
Ellakisha Williamson



1995
Leslie Coons - Javelin

1996
Crystal Brownlee - Shot Put
Dawn Ellerbe - Hammer
Lisa Misipeka - Shot Put, Hammer
Candy Mitchell - Javelin

1997
Crystal Brownlee - Shot Put
Dawn Ellerbe - Shot Put, Hammer
Charmaine Howell - 800m
Lisa Misipeka - Shot Put, Hammer
Erin Narzinski - Heptathlon
Tonique Williams - 400m

1998
Crystal Brownlee - Shot Put
Michelle Fournier - Hammer
Charmaine Howell - 800m
Lisa Misipeka - Hammer
Erin Narzinski - Heptathlon
Kylene Nixon - Pole Vault
Tanya Povey - 10,000m

1999
Lisa Barber - 4x100m
Miki Barber - 400m, 4x100m
Michelle Fournier - Hammer
Demetria Washington - 100m, 4x100m
Ellakisha Williamson - 100m Hurdles, 4x100m

2000
Lisa Barber - 4x100m, 4x400m
Miki Barber - 400m, 4x100m, 4x400m
Rodena Barr - 4x100m
Mechelle Lewis - 4x100m
Candy Mitchell - Javelin
Demetria Washington - 400m, 4x400m
Ellakisha Williamson - 100m Hurdles, 4x400m

2001
Lisa Barber - 200m, 400m, 4x100m, 4x400m
Miki Barber - 200m, 400m, 4x100m
Tacita Bass - Heptathlon, 4x400m
Sheneka Griffin - 4x400m
Demetria Washington - 200m, 400m, 4x100m, 4x400m
Kanisa Williams - 4x100m

2002
Aleen Bailey - 200m, 4x100m
Lisa Barber - 200m, 400m, 4x100m
Tacita Bass - Heptathlon, 4x400m
Lashinda Demus - 400m, 400m Hurdles, 4x400m

Tiffany Ross - 100m Hurdles, 400m Hurdles, 4x400m
Shevon Stoddart - 400m Hurdles
Demetria Washington - 400m, 4x100m, 4x400m
Erica Whipple - 4x100m
Antoinette Wilks - Long Jump, Triple Jump

2003
Aleen Bailey - 100m, 200m, 4x100m
Miki Barber - 4x400m
Chelsea Hammond - Long Jump
Alexis Joyce - 4x100m
Tiffany Ross - 400m Hurdles, 4x100m, 4x400m
Shevon Stoddart - 4x400m
Tawana Watkins - 4x400m
Erica Whipple - 100m, 200m, 4x100m

2004
Ronnetta Alexander - 4x100m
Khalilah Carpenter - 4x100m, 4x400m
Lashinda Demus - 400m Hurdles, 4x400m
Alexis Joyce - 4x100m
Stephanie Smith - 4x400m
Shevon Stoddart - 400m Hurdles, 4x400m
Erica Whipple - 4x100m
Kemesha Whitmire - Long Jump

2005
Chelsea Hammond - Long Jump
Natasha Hastings - 400m, 4x400m
Alexis Joyce - 4x100m
Tiffany Ross-Williams - 400m Hurdles, 4x100m, 4x400m
Stephanie Smith - 400m, 4x400m
Shalonda Solomon - 200m, 4x100m
Shevon Stoddart - 400m Hurdles, 4x400m
Erica Whipple - 4x100m

2006
Precious Akins - Discus
Ronnetta Alexander - 100m Hurdles
Faraigh Giles - 4x100m, 4x400m
Natasha Hastings - 400m, 4x100m, 4x400m
Chiquita Martin - 400m Hurdles, 4x400m
Amberly Nesbitt - 100m, 4x100m
Shay Shelton - 4x400m
Shalonda Solomon - 100m, 200m, 4x100m

Introduction

Coaches & Staff

Men's Team

Women's Team

The SEC

2006 Review

History & Records



MEN'S CONFERENCE CHAMPIONS

INDOOR — ACC

60-YARD DASH
1955 Tommy Woodlee 6.6

600-YARD RUN
1964 Mike McGuinnes 1:13.2

880-YARD RUN
1964 Bob Crombie 1:54.1

1,000-YARD RUN
1965 Bob Crombie 2:17.6
1969 Bob Kaczka 2:12.8
1970 Bob Kaczka 2:15.7

MILE RUN
1959 Billy Latham 4:12.5

70-YARD HIGH HURDLES
1958 Don Goodroe 8.7
1962 Charlie Bradshaw 8.6

70-YARD LOW HURDLES
1958 Don Goodroe 8.1

MILE RELAY
1966 Sonnenfeld, Wingo, Harris, Taylor 3:26.4

POLE VAULT
1958 Conway Snipes 13-0

LONG JUMP
1960 Jim Upton 22-2 1/4
1962 Billy Gambrell 21-9 3/4

SHOT PUT
1958 Dave Coates 54-3 3/4
1959 Dave Coates 51-6 1/4

INDOOR — SEC

55-METER DASH
1998 Corey Bridges 6.15
1999 Terrence Trammell 6.12

60-METER DASH
2000 Terrence Trammell 6.58

800-METER RUN
1997 Marvin Watts 1:49.60
2001 Otukile Lekote 1:46.78
2002 Otukile Lekote 1:47.46

55-METER HURDLES

1998 Terrence Trammell 7.07
1999 Terrence Trammell 6.94

60-METER HURDLES

2000 Terrence Trammell 6.58

4x400-METER RELAY

2003 Ferguson, Lekote, Fortenberry, Harris 3:07.09

SHOT PUT

1996 Brad Snyder 58-9 1/4
1997 Brad Snyder 62-3 3/4
1998 Brad Snyder 66-8
1999 Brad Snyder 65-7 1/2

35-POUND WEIGHT

1993 Ron Willis 70-3 1/2
1994 Ron Willis 70-5
1996 John Stoikos 64-9
1997 Kevin Mannon 69-6 3/4
1999 Bert Sorin 72-1

OUTDOOR — ACC

100-YARD DASH

1954 Tommy Woodlee 9.9
1955 Tommy Woodlee 9.9

220-YARD DASH

1954 Tommy Woodlee 22.1
1955 Tommy Woodlee 21.5
1971 Keith Eidson 22.4

440-YARD DASH

1966 Eddie Sonnenheld 47.9
1970 Dick Harris 47.5

880-YARD RUN

1964 Bob Crombie 1:52.3
1966 Bob Taylor 1:52.2
1969 Bob Kaczka 1:52.6
1970 Bob Kaczka 1:49.6

MILE RUN

1958 Billy Latham 4:12.7
1965 Bob Crombie 4:06.1

120-YARD HIGH HURDLES

1957 Don Goodroe 14.4
1958 Don Goodroe 14.3
1962 Charles Bradshaw 14.8
1970 Bill Novo 14.0
1971 Bill Novo 14.1



Art Swarts won three consecutive ACC outdoor titles in the discus throw from 1965 to 1967. The 1966 South Carolina team finished second at the outdoor meet, the best in school history at the time.

220-YARD LOW HURDLES

1962 Charlie Bradshaw 24.2

330-YARD INTERMEDIATE HURDLES

1965 Dave Gatch 37.6

4x110-YARD RELAY

1966 Sonnenfeld, Wingo, Harris, Dukes 41.8
1970 Small, Harris, Eidson, Hines 41.9
1971 Small, Harris, Haggard, Eidson 41.7

4x440-YARD RELAY

1966 Sonnenfeld, Wingo, Harris, Taylor 3:16.9
1968 Howe, Kaczka, Eidson, Wingo 3:13.2
1969 Purinton, Derrick, Howe, Kaczka 3:17.5
1970 Gibson, Hall, Harris, Kaczka 3:14.0
1971 Harris, Dempsey, Schaper, Kaczka 3:15.8

SHOT PUT

1959 Dave Coates 52-4

DISCUS

1956 Joe Silas 148-7
1965 Art Swarts 175-1
1966 Art Swarts 173-1
1967 Art Swarts 164-0 3/4



OUTDOOR — METRO

100-METER DASH		
1986	Haywood Taylor	10.49w
1989	Nigel Stoddart	10.59
400-METER DASH		
1987	Anthony Bennon	47.12
1988	Eddie Miller	46.35
1989	Eddie Miller	46.55
1990	Eddie Miller	46.87
800-METER RUN		
1988	Don Sutton	1:52.94
110-METER HURDLES		
1991	Robert Brooks	14.19w
400-METER HURDLES		
1987	Anthony Bennon	49.90
1988	Anthony Bennon	51.19
1989	Robert Brooks	52.23
1990	David Arnold	50.82
4x100-METER RELAY		
1987	Brown, Stoddart, Duckett, Taylor	40.20
1989	Love, Stoddart, Brooks, Miller	40.62



James Law was a member of South Carolina's 2002 4x400-meter relay team that finished first at the SEC Outdoor Championships with a time of 3:02.81.

4x400-METER RELAY		
1989	Love, Williams, Brooks, Miller	3:11.12
1991	Love, Arnold, Williams, Kerns	3:10.93

HIGH JUMP		
1987	Paul Weichern	6-10
1988	Paul Weichern	7-2

POLE VAULT		
1990	Darren Davis	17-0 3/4

LONG JUMP		
1991	Phillipe Williams	25-2

TRIPLE JUMP		
1990	David Arnold	50-4

SHOT PUT		
1986	John Poehlein	49-6 1/4
1988	John Poehlein	52-9

DISCUS		
1987	John Poehlein	170-11
1988	John Poehlein	168-0

JAVELIN		
1986	Pat Keegan	188-9
1988	Pat Keegan	211-1

DECATHLON		
1986	Wade Brantley	6,768
1987	Wade Brantley	6,624
1988	Wade Brantley	7,003
1989	Phillipe Williams	6,674
1991	Steve Owens	6,849


OUTDOOR — SEC

400-METER DASH		
2003	Otis Harris	45.28

800-METER RUN		
1997	Marvin Watts	1:47.91
2001	Otukile Lekote	1:45.36
2002	Otukile Lekote	1:45.27

110-METER HURDLES		
1998	Terrence Trammell	13.38
1999	Terrence Trammell	13.29
2000	Terrence Trammell	13.30

400-METER HURDLES		
2003	Kenneth Ferguson	48.79



Corey Bridges won the 55-meter dash in 1998 at the SEC Indoor Championships with a time of 6.15. A year later, teammate Terrence Trammell claimed the title with a 6.12 effort.

4x400-METER RELAY		
2002	Law, Lekote, Harris, Fortenberry	3:02.81
2003	Ferguson, Lekote, Fortenberry, Harris	3:04.66

POLE VAULT		
2001	Chris Steddum	17-1

SHOT PUT		
1996	Brad Snyder	63-8 3/4
1997	Kevin Mannon	62-6 3/4
1998	Brad Snyder	66-4 1/2
1999	Brad Snyder	65-10 1/2

DISCUS		
1994	Ron Willis	179-0
1997	Kevin Mannon	188-4
1998	Brad Snyder	190-9

HAMMER		
1996	John Stoikos	218-10

Introduction

Coaches & Staff

Men's Team

Women's Team

The SEC

2006 Review

History & Records



WOMEN'S CONFERENCE CHAMPIONS

OUTDOOR — METRO

800-METER RUN		
1989	Shannon Wyont	2:10.28
1991	Shannon Wyont	2:10.80

5,000-METER RUN		
1991	Alexis Fife	17:31.67

10,000-METER RUN		
1990	Wilma DePiere	37:29.60
1991	Wilma DePiere	38:15

INDOOR — SEC

400-METER DASH		
1999	Miki Barber	53.58
2000	Miki Barber	51.97
2001	Demetria Washington	52.06
2002	Demetria Washington	52.13

800-METER RUN		
2006	Shay Shelton	2:07.53

60-METER HURDLES		
2001	Jackie Madison	8.16

4x400-METER RELAY		
2001	L. Barber, Bass, Griffin, Washington	3:32.73
2002	Bass, Demus, Stoddart, Washington	3:34.74
2003	M. Barber, Demus, Ross, Washington	3:32.90

POLE VAULT		
1999	Kylene Nixon	12-2 3/4

SHOT PUT		
1996	Crystal Brownlee	52-5
1998	Crystal Brownlee	54-10 1/4
2001	Lynette Keppeler	51-6 1/4

20-POUND WEIGHT		
1996	Dawn Ellerbe	68-11 3/4
1997	Dawn Ellerbe	68-8
1998	Lisa Misipeka	67-7

OUTDOOR — SEC

200-METER DASH		
2000	Miki Barber	22.84
2003	Erica Whipple	22.82
2005	Shalonda Solomon	22.74
2006	Shalonda Solomon	22.36



Crystal Brownlee won two SEC indoor championships and three outdoor championships in the shot put between 1996 and 1998. She won the 1996 title at both the indoor and outdoor meets and repeated the feat in 1998 after winning the outdoor title in 1997. Her winning marks at the SEC Outdoor Championships improved each year with her three titles, with a final toss of 55-11 1/4 in 1998.

400-METER DASH		
1998	Tonique Williams	51.99
1999	Miki Barber	51.21
2000	Miki Barber	50.98
2001	Miki Barber	50.63
2002	Lashinda Demus	51.24
2005	Natasha Hastings	51.94

10,000-METER RUN		
1998	Tanya Povey	35:07.62

100-METER HURDLES		
1999	Ellakisha Williamson	13.08w

400-METER HURDLES		
1999	Ellakisha Williamson	57.32
2001	Tacita Bass	57.31
2002	Tiffany Ross	55.27
2003	Tiffany Ross	57.13
2004	Lashinda Demus	54.50
2005	Tiffany Ross-Williams	55.68

4x100-METER RELAY		
2001	Williams, L. Barber, M. Barber, Washington	43.48
2005	Nesbitt, Whipple, Joyce, Solomon	43.78
2006	Hastings, Nesbitt, Giles, Solomon	43.81

4x400-METER RELAY		
1999	L. Barber, Washington, Williamson, M. Barber	3:32.94
2000	L. Barber, Washington, Williamson, M. Barber	3:31.44

2001	Griffin, M. Barber, L. Barber, Washington	3:31.24
2002	Lewis, Stoddart, Ross, L. Barber	3:30.68
2005	Hastings, Stoddart, Ross-Williams, Smith	3:29.06

POLE VAULT		
1998	Kylene Nixon	12-8 1/4

TRIPLE JUMP		
2005	Kemesha Whitmire	43-7

SHOT PUT		
1996	Crystal Brownlee	55-1 1/2
1997	Crystal Brownlee	55-4 3/4
1998	Crystal Brownlee	55-11 1/4

DISCUS		
1995	Dawn Ellerbe	167-0
1996	Dawn Ellerbe	181-3

HAMMER		
1997	Lisa Misipeka	206-7
1998	Lisa Misipeka	213-3
1999	Michelle Fournier	206-3

JAVELIN		
1993	Leslie Coons	168-0

HEPTATHLON		
1997	Erin Narzinski	5,607
1999	Erin Narzinski	5,565
2002	Tacita Bass	5,588

MEN'S INDOOR CONFERENCE RESULTS



ACC

1954 • Chapel Hill, N.C.

1. Maryland	53.75
2. North Carolina	33.75
3. Duke	32
4. Virginia	5
5. SOUTH CAROLINA	4.75
6. Clemson	0.75

1955 • Chapel Hill, N.C.

1. North Carolina	36
2. Maryland	35.5
3. Duke	24
4. SOUTH CAROLINA	14
5. N.C. State	9
6. Virginia	7.5
7. Clemson	6

1956 • Raleigh, N.C.

1. Maryland	52.5
2. Duke	28
3. North Carolina	26
4. N.C. State	15
5. Clemson	11
6. Virginia	8
7. SOUTH CAROLINA	2.5
8. Wake Forest	0

1957 • Raleigh, N.C.

1. Maryland	61.5
2. North Carolina	32
3. Duke	20.5
4. Virginia	13
5. Clemson	7.5
6. N.C. State	6.5
7. SOUTH CAROLINA	2
8. Wake Forest	0

1958 • Chapel Hill, N.C.

1. Maryland	52.4
2. North Carolina	29.5
3. SOUTH CAROLINA	18.5
Duke	18.5
5. Clemson	9
6. Virginia	7.8
7. N.C. State	5.4
8. Wake Forest	1.5

1959 • Chapel Hill, N.C.

1. Maryland	72.5
2. North Carolina	23.5
3. Duke	21
4. SOUTH CAROLINA	10
5. Clemson	9
6. N.C. State	3
7. Virginia	2
Wake Forest	2

1960 • Chapel Hill, N.C.

1. Maryland	82
2. North Carolina	30
3. Duke	28.7
4. SOUTH CAROLINA	25.9
5. Clemson	10
6. Virginia	8.2
N.C. State	8.2
8. Wake Forest	0

1961 • Chapel Hill, N.C.

1. Maryland	81.5
2. North Carolina	48.5
3. Duke	20.33
4. Clemson	19
5. Virginia	13.33
6. SOUTH CAROLINA	9
7. N.C. State	3
8. Wake Forest	0.33

1962 • Chapel Hill, N.C.

1. Maryland	61
2. North Carolina	4.4
3. Clemson	28.5
4. Duke	22.5
5. SOUTH CAROLINA	17.5
6. Virginia	13.5
7. N.C. State	4
8. Wake Forest	3.5

1963 • Chapel Hill, N.C.

1. Maryland	81.5
2. North Carolina	56
3. Duke	25.5
4. Clemson	22
5. SOUTH CAROLINA	4
Wake Forest	4
7. N.C. State	2
8. Virginia	0

1964 • Chapel Hill, N.C.

1. Maryland	82
2. North Carolina	37
3. SOUTH CAROLINA	22
4. Duke	17
5. Clemson	16
6. Wake Forest	10
7. N.C. State	6
8. Virginia	5

1965 • Raleigh, N.C.

1. Maryland	91
2. North Carolina	18
3. Duke	15
4. SOUTH CAROLINA	14
5. N.C. State	12
6. Clemson	11
7. Wake Forest	10
8. Virginia	9

1966 • Chapel Hill, N.C.

1. Maryland	85
2. North Carolina	32.5
3. N.C. State	16
4. Duke	15
5. SOUTH CAROLINA	13
6. Clemson	8
7. Wake Forest	5.5
8. Virginia	4

1967 • Chapel Hill, N.C.

1. Maryland	79
2. North Carolina	34
3. Clemson	18
4. Duke	17.5
5. SOUTH CAROLINA	14.5
6. N.C. State	13
7. Wake Forest	3
8. Virginia	1

1968 • Chapel Hill, N.C.

1. Maryland	106
2. North Carolina	32
3. Duke	20
4. SOUTH CAROLINA	12
5. N.C. State	10
6. Virginia	8
7. Clemson	4
8. Wake Forest	0

1969 • Chapel Hill, N.C.

1. Maryland	103.5
2. North Carolina	27.5
3. Duke	19
4. SOUTH CAROLINA	16
5. Clemson	13
6. Virginia	11
7. N.C. State	2
8. Wake Forest	0

1970 • Chapel Hill, N.C.

1. Maryland	76.5
2. North Carolina	34.5
3. SOUTH CAROLINA	24
4. Duke	21
5. Clemson	18
6. Virginia	11
7. N.C. State	6
8. Wake Forest	1

1971 • Chapel Hill, N.C.

1. Maryland	49.5
2. Duke	34
3. North Carolina	32
4. SOUTH CAROLINA	30
5. Clemson	17.5
6. N.C. State	12
Virginia	12
8. Wake Forest	5



Kevin Mannon was a four-time All-American at South Carolina. He was the SEC's high point scorer at the 1997 outdoor meet thanks to wins in the shot put and discus. Mannon also picked up a second-place finish in the hammer to help the Gamecocks finish fifth.

SEC

1992 • Gainesville, Fla.

1. Arkansas	146
2. Florida	123
3. Tennessee	108
4. LSU	78
5. Georgia	64
6. Auburn	34
7. Alabama	31
8. SOUTH CAROLINA	27
9. Mississippi	24
10. Mississippi State	19
11. Kentucky	9

1993 • Baton Rouge, La.

1. Arkansas	156
2. Tennessee	81
3. LSU	70
4. Florida	68
5. Georgia	49
6. Mississippi	47
7. Alabama	46
8. Auburn	38
9. SOUTH CAROLINA	37
10. Kentucky	26
11. Mississippi State	5

1994 • Gainesville, Fla.

1. Arkansas	157.33
2. Tennessee	87
3. Georgia	66
4. LSU	64.83
5. Florida	58.33
6. Mississippi	44
7. SOUTH CAROLINA	43
8. Kentucky	42
9. Auburn	32
10. Alabama	17.5
11. Mississippi State	11

1995 • Baton Rouge, La.

1. Arkansas	143
2. Tennessee	88
3. Kentucky	75
4. LSU	69.5
5. SOUTH CAROLINA	54
6. Florida	49.5
7. Georgia	46
8. Alabama	39
9. Auburn	30
10. Mississippi	27
11. Mississippi State	2

1996 • Lexington, Ky.

1. Tennessee	102
2. Arkansas	93.5
3. Kentucky	85
4. Auburn	71
5. SOUTH CAROLINA	65
6. LSU	60
7. Florida	48.5
8. Georgia	42.5
9. Alabama	33
10. Mississippi State	14
11. Mississippi	9.5

1997 • Gainesville, Fla.

1. Arkansas	147.5
2. Florida	101
3. Tennessee	71.5
4. SOUTH CAROLINA	70.5
5. LSU	62
6. Auburn	54
7. Kentucky	47
8. Alabama	25
9. Georgia	17
10. Mississippi	15.5
11. Mississippi State	13

1998 • Baton Rouge, La.

1. Arkansas	181
2. LSU	77
3. Florida	71
4. SOUTH CAROLINA	70
5. Tennessee	65
6. Auburn	49
7. Alabama	35
8. Kentucky	32
9. Georgia	25
10. Mississippi	14
11. Mississippi State	5

1999 • Gainesville, Fla.

1. Arkansas	152
2. SOUTH CAROLINA	81
3. Florida	74
4. Tennessee	63
5. Alabama	60
6. LSU	57
7. Auburn	35
Georgia	35
9. Mississippi	33
10. Kentucky	27
11. Mississippi State	7

2000 • Fayetteville, Ark.

1. Arkansas	168
2. LSU	84.5
3. Florida	73
4. Alabama	63
5. Tennessee	58
6. Auburn	50
7. Georgia	34.5
8. SOUTH CAROLINA	33.5
9. Kentucky	24.5
10. Mississippi State	17.5
Mississippi	17.5

2001 • Lexington, Ky.

1. Arkansas	108
2. LSU	81
3. Tennessee	80
4. Florida	67
5. Alabama	63
6. Georgia	62
7. SOUTH CAROLINA	44
Kentucky	44
9. Auburn	35
10. Mississippi	26
11. Mississippi State	13

2002 • Fayetteville, Ark.

1. Arkansas	137
2. Tennessee	130
3. Alabama	74
4. LSU	72
5. Florida	46.5
6. Georgia	40.5
7. Auburn	40
8. Kentucky	35
9. SOUTH CAROLINA	34
10. Mississippi State	27
Mississippi	27

2003 • Gainesville, Fla.

1. Arkansas	120
2. Florida	90.5
3. SOUTH CAROLINA	78.5
4. Tennessee	69
5. Auburn	59.5
6. LSU	59
7. Kentucky	53
8. Georgia	46
9. Alabama	39.5
10. Mississippi State	26
11. Mississippi	22

2004 • Lexington, Ky.


1. Florida	132
2. Arkansas	126
3. Auburn	83
4. LSU	71
5. Georgia	71
6. Tennessee	60
7. SOUTH CAROLINA	35
8. Kentucky	32
9. Alabama	31
10. Mississippi	16

2005 • Fayetteville, Ark.

1. Arkansas	155
2. Florida	92
3. Tennessee	89
4. Auburn	67.5
5. Georgia	67
6. LSU	66
7. SOUTH CAROLINA	42.5
8. Mississippi	33
9. Alabama	32
10. Kentucky	19

2006 • Gainesville, Fla.

1. Arkansas	141
2. Tennessee	106
3. Florida	100
4. LSU	77
5. SOUTH CAROLINA	63.5
6. Georgia	48.5
7. Alabama	43
8. Auburn	38
9. Mississippi	25
10. Kentucky	21



In 1999, Terrence Trammell was the high point scorer at the SEC Indoor and Outdoor Championships. He won the 55m and 55m hurdles at the indoor meet and claimed the 110m hurdles title while finishing third in the 100m, sixth in the 200m and second on the 4x100m relay team at the outdoor meet.

Introduction

Coaches & Staff

Men's Team

Women's Team

The SEC

2006 Review

History & Records



MEN'S OUTDOOR CONFERENCE RESULTS

ACC

1954 • College Park, Md.

1. Maryland	59.2
2. North Carolina	57.7
3. Duke	42.9
4. SOUTH CAROLINA	35.2
5. Virginia	16.5
6. Clemson	6.5
7. N.C. State	5

1955 • Chapel Hill, N.C.

1. North Carolina	55.25
2. Maryland	54
3. Duke	37
4. SOUTH CAROLINA	28.25
5. Virginia	16.5
6. Clemson	16
7. N.C. State	13
8. Wake Forest	5

1956 • Durham, N.C.

1. Maryland	71
2. Duke	36.2
3. North Carolina	32.9
4. Clemson	25.5
5. SOUTH CAROLINA	25.2
6. Virginia	20.5
7. N.C. State	8.7
8. Wake Forest	5

1957 • Chapel Hill, N.C.

1. Maryland	83.5
2. North Carolina	47.5
3. Duke	32.5
4. SOUTH CAROLINA	24.5
5. Virginia	23.5
6. Clemson	13
7. N.C. State	5
8. Wake Forest	0

1958 • Durham, N.C.

1. Maryland	72.5
2. Duke	44
3. North Carolina	37
4. SOUTH CAROLINA	24
5. Clemson	23
6. Virginia	22.5
7. N.C. State	2
8. Wake Forest	0

1959 • Columbia, S.C.

1. Maryland	106.5
2. Duke	37
3. North Carolina	30
4. SOUTH CAROLINA	20
5. Clemson	12.7
6. Virginia	8.75
7. N.C. State	6
8. Wake Forest	3

1960 • College Park, Md.

1. Maryland	98
2. Duke	40
3. North Carolina	28.5
4. SOUTH CAROLINA	20
5. Clemson	19.5
6. Virginia	16
7. Wake Forest	2
8. N.C. State	1

1961 • Durham, N.C.

1. Maryland	82.5
2. North Carolina	44.5
3. Duke	40
4. SOUTH CAROLINA	21
5. Clemson	21
6. Virginia	16
7. N.C. State	0
Wake Forest	0

1962 • Columbia, S.C.

1. Maryland	77.5
2. North Carolina	43
3. Duke	34
4. SOUTH CAROLINA	28
5. Clemson	26
6. Virginia	22
7. Wake Forest	2.5
8. N.C. State	2

1963 • Chapel Hill, N.C.

1. Maryland	100.5
2. Duke	46
3. North Carolina	43.5
4. Clemson	37
5. SOUTH CAROLINA	13
6. Virginia	7
7. Wake Forest	6
8. N.C. State	2

1964 • College Park, Md.

1. Maryland	95
2. Clemson	61
3. North Carolina	41
4. SOUTH CAROLINA	23
5. Duke	17
6. Virginia	8
7. N.C. State	6
8. Wake Forest	4

1965 • Raleigh, N.C.

1. Maryland	95
2. Clemson	38
3. North Carolina	35
4. SOUTH CAROLINA	32
5. Duke	20
6. N.C. State	17
7. Wake Forest	10
8. Virginia	8

1966 • Columbia, S.C.

1. Maryland	103
2. SOUTH CAROLINA	54
3. North Carolina	23
4. Duke	19
5. N.C. State	17
6. Clemson	15
7. Wake Forest	14
8. Virginia	10

1967 • Durham, N.C.

1. Maryland	98
2. N.C. State	37
3. Clemson	29
4. SOUTH CAROLINA	28
5. North Carolina	26
6. Duke	18
7. Virginia	13
8. Wake Forest	6

1968 • Chapel Hill, N.C.

1. Maryland	134
2. SOUTH CAROLINA	31
3. Clemson	31
4. North Carolina	28
5. Duke	19
6. Virginia	18
7. N.C. State	10
8. Wake Forest	1

1969 • Durham, N.C.

1. Maryland	117.5
2. SOUTH CAROLINA	50.5
3. Duke	35
4. North Carolina	28
5. Clemson	19
6. Virginia	14
7. N.C. State	7
8. Wake Forest	1

1970 • Raleigh, N.C.

1. Maryland	89
2. SOUTH CAROLINA	47
3. Clemson	37
4. North Carolina	31
5. Duke	30
6. Wake Forest	15
7. N.C. State	12
8. Virginia	11

1971 • Columbia, S.C.

1. Maryland	71
2. SOUTH CAROLINA	66
3. Duke	41
4. North Carolina	40
5. Virginia	30
6. Clemson	24
7. N.C. State	16
8. Wake Forest	0

METRO

1984 • Tallahassee, Fla.

1. Florida State	181
2. Virginia Tech	116
3. SOUTH CAROLINA	88
4. Cincinnati	84
5. Southern Miss	82
6. Memphis State	64
7. Tulane	27
8. Louisville	9

1985 • Tallahassee, Fla.

1. Florida State	209
2. Cincinnati	95
3. Virginia Tech	88
4. SOUTH CAROLINA	83
5. Southern Miss	52
6. Tulane	43
7. Louisville	41
8. Memphis State	40

1986 • Tallahassee, Fla.

1. Florida State	181
2. Virginia Tech	130
3. SOUTH CAROLINA	119
4. Cincinnati	75
5. Memphis State	72
6. Southern Miss	63
7. Louisville	14

1987 • Columbia, S.C.

1. Florida State	198
2. SOUTH CAROLINA	149
3. Cincinnati	119
4. Virginia Tech	104
5. Southern Miss	42
6. Memphis State	37
7. Louisville	10

1988 • Tallahassee, Fla.

1. Florida State	208.5
2. SOUTH CAROLINA	164
3. Cincinnati	140
4. Southern Miss	82.5
5. Louisville	30
6. Memphis State	15
7. Virginia Tech	8

1989 • Columbia, S.C.

1. Florida State	182
2. SOUTH CAROLINA	173.5
3. Cincinnati	91
4. Virginia Tech	87
5. Southern Miss	46.5
6. Memphis State	42
7. Louisville	22

1990 • Tallahassee, Fla.

1. Florida State	172.5
2. SOUTH CAROLINA	136.5
3. Cincinnati	105.3
4. Virginia Tech	78
5. Memphis State	63
6. Southern Miss	49
7. Tulane	36
8. Louisville	8.3

1991 • Columbia, S.C.

1. Florida State	227
2. SOUTH CAROLINA	148
3. Cincinnati	91
4. Virginia Tech	76
5. Memphis State	63
6. Tulane	23
7. Southern Miss	17
8. Louisville	6

SEC

1992 • Starkville, Miss.

1. Arkansas	176
2. Tennessee	149
3. LSU	138
4. Florida	109
5. Georgia	66
6. Alabama	57
7. Mississippi State	30
8. Mississippi	26
9. Kentucky	25
10. SOUTH CAROLINA	22
11. Auburn	16

1993 • Knoxville, Tenn.

1. Arkansas	163
2. LSU	138
3. Tennessee	135
4. Florida	81
5. Alabama	67
6. Georgia	57
Mississippi	57
8. SOUTH CAROLINA	40
9. Auburn	38
10. Kentucky	26
11. Mississippi State	15

1994 • Fayetteville, Ark.

1. Arkansas	223
2. Tennessee	145
3. LSU	93
4. SOUTH CAROLINA	74
5. Georgia	60
6. Florida	58
7. Kentucky	49
8. Mississippi	36
9. Alabama	33.5
10. Mississippi State	31
11. Auburn	16.5

1995 • Tuscaloosa, Ala.

1. Arkansas	171
2. Tennessee	155.5
3. LSU	118.5
4. Kentucky	77.5
5. Georgia	55.5
6. Auburn	53
7. Florida	49
8. SOUTH CAROLINA	48.5
9. Alabama	42
10. Mississippi	31
11. Mississippi State	16.5

1996 • Lexington, Ky.

1. Arkansas	170
2. Tennessee	141
3. LSU	105.5
4. Auburn	85.5
5. SOUTH CAROLINA	85
6. Kentucky	79
7. Alabama	51
8. Florida	30
9. Mississippi State	29
10. Mississippi	22
11. Georgia	20

1997 • Auburn, Ala.

1. Arkansas	188
2. Florida	115
3. LSU	97
4. Tennessee	88
5. SOUTH CAROLINA	84.5
6. Auburn	78
7. Mississippi	42.5
8. Alabama	41
9. Kentucky	37
10. Mississippi State	26
11. Georgia	20

1998 • Gainesville, Fla.

1. Arkansas	183
2. LSU	135.5
3. Florida	110
4. Tennessee	86
5. SOUTH CAROLINA	84
6. Georgia	64
7. Auburn	54
8. Alabama	42
9. Kentucky	23
10. Mississippi	21.5
11. Mississippi State	16

1999 • Athens, Ga.

1. Arkansas	147.5
2. Florida	100.67
3. Tennessee	99.5
4. Auburn	98
5. LSU	93
6. SOUTH CAROLINA	70.33
7. Alabama	64
8. Georgia	63
9. Mississippi	48
10. Kentucky	21
11. Mississippi State	13

2000 • Baton Rouge, La.

1. Arkansas	171
2. LSU	134
3. Tennessee	107.75
4. Auburn	100
5. Florida	91
6. Alabama	86
7. Georgia	85.75
8. SOUTH CAROLINA	28.75
9. Mississippi State	28
10. Mississippi	18
11. Kentucky	15.75

2001 • Columbia, S.C.

1. Tennessee	153
2. Florida	107.5
3. Arkansas	104
4. Alabama	91.5
5. Georgia	78
6. LSU	77.5
7. Auburn	71
8. SOUTH CAROLINA	68
9. Kentucky	28
10. Mississippi State	19.5
11. Mississippi	18

2002 • Starkville, Miss.

1. Tennessee	147
2. Arkansas	133
3. Florida	107
4. LSU	105
5. Georgia	84.5
6. Alabama	58
7. SOUTH CAROLINA	50.5
8. Auburn	50
9. Mississippi State	35
10. Mississippi	25
11. Kentucky	23

2003 • Knoxville, Tenn.

1. Arkansas	149
2. Tennessee	111.5
3. Georgia	89
4. Auburn	85
5. Florida	84
6. SOUTH CAROLINA	75
7. LSU	75
8. Mississippi State	69
9. Alabama	32.5
10. Kentucky	27
11. Mississippi	16

2004 • Oxford, Miss.

1. Arkansas	183
2. Florida	120
3. Georgia	115
4. Tennessee	108
5. LSU	93
6. Auburn	80
7. Mississippi State	42
8. Kentucky	25
9. Alabama	20
10. SOUTH CAROLINA	19
11. Mississippi	12

2005 • Nashville, Tenn.

1. Arkansas	169
2. Florida	116
3. Tennessee	109
4. Georgia	99
5. LSU	76
6. Auburn	68
7. Mississippi State	57
8. Alabama	39
9. SOUTH CAROLINA	29
10. Kentucky	28
Mississippi	28

2006 • Fayetteville, Ark.

1. Arkansas	137.5
2. Tennessee	126.5
3. Florida	110
4. LSU	109
5. SOUTH CAROLINA	77
6. Alabama	67.5
7. Kentucky	58
8. Georgia	52.5
9. Auburn	31
Mississippi	31
11. Mississippi State	19

Introduction

Coaches & Staff

Men's Team

Women's Team

The SEC

2006 Review

History & Records



South Carolina's top 4x100m relay team in 1999 finished second at the SEC Outdoor Championships. At the NCAA Championships, Clint Greshaw, Terrence Trammell, Jamie Price and Shah Mays brought home the national title in a time of 38.92.



MEN'S SEC INDOOR SCORING

1992 - 8TH

55mH - David Arnold (5)
 5,000m - Keith Gorski (7)
 4x800m - Bonner, Cronin, Kerns, Lawrence (4)
 High Jump - Art Henson (7)
 Shot Put - Ron Willis (6)
 35lb Weight - Ron Willis (5)
 Pentathlon - Steve Owens (5)

1993 - 9TH

55mH - Terry Winston (3), Frank Mensah (5)
 800m - Adrian Bonner (5)
 Mile - Tom Cronin (6)
 4x400m - Cronin, Goodwin, Booner, Laymon (4)
 Shot Put - Ron Willis (7)
 35lb Weight - Ron Willis (1), Brett Murray (8)

1994 - 7TH

55mH - Terry Winston (2), Frank Mensah (3), Steve Owens (7)
 800m - Chris Swartz (5)
 35lb Weight - Ron Willis (1)

1995 - 5TH

55m - Corey Bridges (4), Reggie Richardson (5)



Otukile Lekote won the 800-meter run at the 2001 and 2002 SEC Indoor Championships. He won the 2002 NCAA title in the event as well.

800m - Adrian Bonner (6), Chris Swartz (8)
 Mile - Tom Cronin (8)
 55mH - Frank Mensah (2), Charles Reid (6)
 4x400m - Phillips, Mensah, Reid, Owens (7)
 DMR - Bonner, Swartz, Watts, Towle
 High Jump - Steve Owens (6)
 35lb Weight - Brett Murray (2), John Stoikos (3), Glenn McAtee (5), Chad Moreau (6)

1996 - 5TH

60m - Corey Bridges (3), Marcus Robinson (6)
 200m - Marcus Robinson (3)
 800m - Marvin Watts (4)
 Shot Put - Brad Snyder (1), Jeff Shalayda (2), Kevin Mannon (3)
 35lb Weight - John Stoikos (1), Kevin Mannon (2), Bert Sorin (6)

1997 - 4TH

55m - Corey Bridges (2), Jamie Price (5)
 200m - Jamie Price (8)
 400m - Riaan Dempers (3)
 800m - Marvin Watts (1)
 4x400m - USC (8)
 Pole Vault - Pat Tvarkunas (8)
 Shot Put - Brad Snyder (1), Kevin Mannon (3), Jeff Shalayda (6)
 35lb Weight - Kevin Mannon (1), Ryan Harrison (3), Bert Sorin (4)

1998 - 4TH

55m - Corey Bridges (1), Terrence Trammell (2)
 200m - Riaan Dempers (4)
 800m - Marvin Watts (3)
 55mH - Terrence Trammell (1), CJ Anderson (6)
 4x400m - USC (8)
 Pole Vault - Pat Tvarkunas (4)
 Shot Put - Brad Snyder (1), Jeff Shalayda (7)
 35lb Weight - Ryan Harrison (4), Bert Sorin (5)

1999 - 2ND

55m - Terrence Trammell (1), Jamaal Williams (8)
 200m - Clint Crenshaw (6), Jamie Price (7), Riaan Dempers (8)
 400m - Jimmy Hackley (2)
 55mH - Terrence Trammell (1), Stanislav Olijars (6)
 4x400m - USC (5)
 Pole Vault - Patrick Tvarkunas (2)
 Shot Put - Brad Snyder (1)

35lb Weight - Bert Sorin (1), Ryan Harrison (2)

2000 - 8TH

60m - Terrence Trammell (1), Clint Crenshaw (8)
 200m - Riaan Dempers (5)
 60mH - Terrence Trammell (1), Corey Taylor (7)
 4x400m - Pressley, Pennington, Trammell, Crenshaw (3)
 Pole Vault - Jared Farabee (6)
 Michael Lameier (8)

2001 - T-7TH

60m - Andre Totton (7)
 200m - Josephus Howard (6), Andre Totton (7)
 400m - Otis Harris (4)
 800m - Otukile Lekote (1)
 60mH - Corey Taylor (2), De'Andre Eiland (3)
 High Jump - Fredrick Townsend (9)
 Pole Vault - Jared Farabee (5), Chris Steddum (6)
 Shot Put - Adam Bishop (8)

2002 - 9TH


200m - Andre Totton (6)
 400m - Otis Harris (6), Jonathan Fortenberry (8)
 800m - Otukile Lekote (1)
 60mH - Corey Taylor (6), De'Andre Eiland (3)
 4x400m - USC (3)
 Pole Vault - Chris Steddum (4), Jared Farabee (7)

2003 - 3RD

200m - Martin Jackson (4)
 400m - Jonathan Fortenberry (2), Otis Harris (5), Kenneth Ferguson (7)
 800m - Otukile Lekote (2)
 55mH - Corey Taylor (3), Kenneth Ferguson (4)
 4x400m - USC (1)
 High Jump - Fred Townsend (7)
 Pole Vault - Chris Steddum (2), Greg Royster (4), Jared Farabee (6)
 Long Jump - Tony Allmond (3)
 Triple Jump - Tony Allmond (8)
 Pentathlon - Fred Townsend (3)

2004 - 7TH

60m - Adrian Durant (7), Troy Williamson (8)
 200m - Rodney Martin (3)
 DMR - Cunningham, Jackamonis, Leyh, Mance (8)
 Heptathlon - Greg Royster (5), Fred Townsend (8)



Ron Willis won two straight SEC indoor titles in the 35-pound weight throw in 1993 and 1994. He won the NCAA title in the event in 1994 as well.

Long Jump - Tony Allmond (3)
 Pole Vault - Chris Steddum (6)
 Triple Jump - Greig Cryer (7)
 35lb Weight - Brook Antonio (8)

2005 - 7TH

60m - Rodney Martin (5)
 200m - Rodney Martin (4)
 60mH - Jason Richardson (3)
 4x400m - Hinnant, James, Luster, Richardson (4)
 DMR - Cunningham, Emase, Hilliard, Hoffman (4)
 Pole Vault - Dan McKenzie (3), Trey Bell (6)
 Long Jump - Greig Cryer (3)
 Triple Jump - Derek Pressley (7)

2006 - 5TH

55m - Leroy Dixon (3), Adrian Durant (8)
 200m - Leroy Dixon (4)
 400m - Keith Hinnant (2)
 55mH - Jason Richardson (4)
 4x400m - Hinnant, James, Durant, Fortenberry (6)
 Pole Vault - Trey Bell (6)
 Long Jump - Greig Cryer (2)
 Triple Jump - Greig Cryer (3)
 35lb Weight - Brook Antonio (2), Jason Cook (5)
 Heptathlon - Greg Royster (4), Curt McGill (7)

Introduction

Coaches & Staff

Men's Team

Women's Team

The SEC

2006 Review

History & Records



1992 - 10TH

10,000m - Keith Gorski (6)
Decathlon - Nicky Nichols (8)

1993 - 8TH

800m - Adrian Bonner (8)
110mH - Terry Winston (5)
400mH - Frank Mensah (7)
High Jump - Marcus Sutton (6)
Pole Vault - Wayne Rimmer (6)
Shot Put - Ron Willis (6)
Discus - Brett Murray (2),
Ron Willis (4)
Hammer - Ron Willis (4),
Lavon Page (8)
Decathlon - Steve Owens (5)

1994 - 4TH

800m - Adrian Bonner (6)
10,000m - Mark Cruz (8)
110mH - Terry Winston (2)
400mH - Marcus Phillips (2),
Frank Mensah (3)
4x400m - Winston, Phillips,
Bonner, Swartz (8)
Shot Put - Ron Willis (3)
Discus - Ron Willis (1), Brett Murray
(3), Chad Moreau (7)
Hammer - Ron Willis (3), John Stoikos
(5), Chad Moreau (6), Lavon Page
(7), Brett Murray (8)
Javelin - Derek McMillan (6)
Decathlon - Steve Owens (5)

1995 - 8TH

800m - Adrian Bonner (4), Marvin
Watts (7)
110mH - Steve Owens (8)
Steeplechase - Tom Cronin (6)
High Jump - Lee Hughes (7)
Discus - Brett Murray (2), Chad



After finishing second in the 800m in 1996, Marvin Watts won the event the following year. Watts was an indoor All-American in the 800m in 1997.

Moreau (4)
Hammer - John Stoikos (2), Glenn
McAtee (5), Chad Moreau (6), Brett
Murray (7)
Decathlon - Steve Owens (5), David
Carnes (7)

1996 - 5TH

100m - Marcus Robinson (2), Corey
Bridges (4)
200m - Marcus Robinson (2)
800m - Marvin Watts (2)
4x100m - USC (3)
4x400m - USC (8)
Shot Put - Brad Snyder (1), Jeff
Shalayda (5), Kevin Mannon (6)
Discus - Brad Snyder (4), Kevin
Mannon (6)
Hammer - John Stoikos (1), Kevin
Mannon (3), Bert Sorin (7)
Javelin - Jason LaBarbera (3)

1997 - 5TH

100m - Corey Bridges (4), Jamaal
Williams (6), Shah Mays (7), Jamie
Price (8)
200m - Jamie Price (7)
800m - Marvin Watts (1)
4x100m - USC (2)
Pole Vault - Pat Tvarkunas (7)
Shot Put - Kevin Mannon (1), Jeff
Shalayda (4)
Discus - Kevin Mannon (1)
Hammer - Kevin Mannon (2), Mattias
Ohlsson (3), Bert Sorin (4)
Javelin - Jason LaBarbera (2)

1998 - 5TH

100m - Corey Bridges (2)
200m - Terrence Trammell (3)
800m - Marvin Watts (4)
110mH - Terrence Trammell (1)
4x100m - USC (2)
4x400m - USC (5)
Shot Put - Brad Snyder (1)
Discus - Brad Snyder (1), Ryan
Harrison (3)
Hammer - Bert Sorin (2), Ryan
Harrison (5), Mattias Ohlsson (7)
Javelin - Bert Sorin (7)
Decathlon - CJ Anderson (8)

1999 - 6TH

100m - Terrence Trammell (3), Clint
Crenshaw (7)
200m - Terrence Trammell (6)
110mH - Terrence Trammell (1)
4x100m - Crenshaw, Trammell, Mays,
Price (2)
Pole Vault - Patrick Tvarkunas (4),
Michael Lameier (8)

Shot Put - Brad Snyder (1)
Discus - Brad Snyder (3), Ryan
Harrison (4)
Hammer - Bert Sorin (4), Ryan
Harrison (5)
Javelin - Bert Sorin (6)
Decathlon - CJ Anderson (5)

2000 - 8TH

100m - Terrence Trammell (3), Clint
Crenshaw (8)
400m - Jimmie Hackley (4)
110mH - Terrence Trammell (1)
4x400m - USC (7)
Pole Vault - Chris Steddum (4), Patrick
Tvarkunas (7)

2001 - 8TH

100m - Josephus Howard (3)
200m - Josephus Howard (2)
400m - Otis Harris (8)
800m - Otukile Lekote (1)
110mH - Corey Taylor (8)
400mH - Jarred Johnson (7)
4x100m - USC (2)
4x400m - USC (4)
High Jump - Fredrick Townsend (7)
Pole Vault - Chris Steddum (1), Jared
Farabee (2)
Shot Put - Adam Bishop (5)

2002 - 7TH


400m - Otis Harris (5), Jonathan
Fortenberry (6)
800m - Otukile Lekote (1)
110mH - Corey Taylor (5)
4x100m - Burriano, Totton,
Law, Taylor (3)
4x400m - Law, Lekote,
Harris, Fortenberry (1)
Pole Vault - Chris Steddum (2)
Decathlon - Fred Townsend (3)

2003 - T-6TH

400m - Otis Harris (1)
800m - Otukile Lekote (4)
1,500m - William Emase (6)
110mH - Kenneth Ferguson (2), Corey
Taylor (6), Chuck Ryan (7)
400mH - Kenneth Ferguson (1)
4x400m - USC (1)
High Jump - Fred Townsend (7)
Pole Vault - Greg Royster (6), Jared
Farabee (6)
Long Jump - Tony Allmond (5), Greig
Cryer (7)
Shot Put - Adam Bishop (5)

2004 - 10TH

200m - Rodney Martin (3)
4x100m - Cryer, Martin,



At the 2002 SEC Outdoor Championships, Otis Harris finished fifth in the 400m. The following year, he won the event.

Durant, Allmond (6)
4x400m - Martin, Flood,
Cunningham, Durant (5)
Long Jump - Tony Allmond (5)
Hammer - Brook Antonio (7)

2005 - 9TH

100m - Rodney Martin (8)
200m - Rodney Martin (7)
800m - William Emase (4)
400mH - Jason Richardson (6)
4x100m - Durant, Dixon,
Richardson, Martin (5)
4x400m - Durant, Hillard,
James, Hinnant (7)
Triple Jump - Derek Pressley (8)
Javelin - Joe Schroeder (6)

2006 - 5TH

100m - Leroy Dixon (5)
200m - Leroy Dixon (8)
800m - Shawn Cunningham (8)
110mH - Jason Richardson (2),
Thomas Hilliard (7)
400mH - Jason Richardson (2),
Thomas Hilliard (4)
4x400m - Hinnant, Hilliard,
Richardson, James (3)
Pole Vault - Trey Bell (2)
Long Jump - Greig Cryer (3)
Triple Jump - Greig Cryer (5), Derek
Pressley (7)
Shot Put - Jim Mitchell (5)
Discus - Brook Antonio (3)
Hammer - Brook Antonio (3), Tyler
Trout (8)
Javelin - Joe Schroeder (8)
Decathlon - Greg Royster (4)

Introduction

Coaches & Staff

Men's Team

Women's Team

The SEC

2006 Review

History & Records



WOMEN'S SEC INDOOR SCORING

1992 - 10TH

5,000m - Sue McGhie (2)

1993 - T-9TH

Mile - Liz Figlar (7), Tracey Capper (8)
4x800m - Singletary, Capper, Figlar, Bertrand (6)
High Jump - Julie Symonds (8)
Shot Put - Dawn Ellerbe (8)

1994 - 8TH

800m - Tracey Capper (6)
5,000m - Sue McGhie (5), Danielle Adams (8)
55mH - Rhody Williams (3)
DMR - Bertrand, Smith, Capper, Adams (7)
High Jump - Julie Symonds (6)
Shot Put - Crystal Brownlee (3), Leslie Coons (6), Dawn Ellerbe (8)

1995 - 8TH

Mile - Tracey Capper (5), Liz Figlar (6)
55mH - Rhody Williams (6)
High Jump - Julie Symonds (6)
Long Jump - Erin Narzinski (5)
Shot Put - Lisa Misipeka (3), Marcia Chmura (5)

1996 - 5TH

800m - Tracey Capper (4)
5,000m - Lisa Monti (8)
4x400m - USC (6)
DMR - USC (6)
Shot Put - Crystal Brownlee (1), Lisa Misipeka (2), Dawn Ellerbe (5)
20lb Weight - Dawn Ellerbe (1), Lisa Misipeka (2), Crystal Brownlee (3), Marcia Chmura (4), Loren Thouvenot (5)

1997 - 4TH

55m - Tonique Williams (8)
400m - Tonique Williams (4)
800m - Charmaine Howell (2)
4x400m - USC (3)
Long Jump - Erin Narzinski (6)
Shot Put - Crystal Brownlee (2), Dawn Ellerbe (3), Lisa Misipeka (4)
20lb Weight - Dawn Ellerbe (1), Lisa Misipeka (2), Crystal Brownlee (3)

1998 - 4TH

400m - Tonique Williams (2)
800m - Charmaine Howell (2)
Mile - Ivana Skladana (8)
5,000m - Tanya Povey (6)
55mH - Jackie Madison (3)
DMR - USC (7)
Pole Vault - Kylene Nixon (4), Becky

Studebaker (8)
Long Jump - Erin Narzinski (7)
Triple Jump - Rodena Barr (8)
Shot Put - Crystal Brownlee (1), Lisa Misipeka (3), Michelle Fournier (5)
20lb Weight - Lisa Misipeka (1), Michelle Fournier (3), Crystal Brownlee (5), Loren Thouvenot (8)

1999 - 3RD

200m - Lisa Barber (3)
400m - Miki Barber (1), Char Foster (6), Tacita Bass (7)
800m - Kristina Brown (5), Andrea Hallmon (6)
55mH - Ellakisha Williamson (3)
4x400m - USC (4)
DMR - USC (6)
Pole Vault - Kylene Nixon (1)
Long Jump - Erin Narzinski (3)
Shot Put - Michelle Fournier (4)
20lb Weight - Michelle Fournier (2), Loren Thouvenot (4)

2000 - 3RD

60m - Lisa Barber (3)
200m - Lisa Barber (2), Mechelle Lewis (3), Demetria Washington (7), Miki Barber (8)
400m - Miki Barber (1), Demetria Washington (3), Tacita Bass (7)
60mH - Ellakisha Williamson (2), Jackie Madison (7)
4x400m - USC (2)
DMR - USC (5)
Pole Vault - Lori Tvarunas (7)
Long Jump - Antoinette Wilks (2)
Triple Jump - Rodena Barr (4), Antoinette Wilks (7)
Shot Put - Lynette Keppeler (5)
20lb Weight - Mamee Groves (3), Loren Thouvenot (5)

2001 - 3RD

60m - Miki Barber (5), Kanisa Williams (7)
200m - Miki Barber (2), Kanisa Williams (6)
400m - Demetria Washington (1), Tacita Bass (5)
60mH - Jackie Madison (1), Antoinette Wilks (7)
4x400m - USC (1)
DMR - USC (5)
Pole Vault - Lori Tvarunas (5), Kylene Nixon (6)
Long Jump - Antoinette Wilks (5)
Triple Jump - Antoinette Wilks (6)
Shot Put - Lynette Kepler (1), India Odum (5)
20lb Weight - Mamee Groves (4)

2002 - 4TH

60m - Aleen Bailey (2)
200m - Aleen Bailey (3), Demetria Washington (7), Lisa Barber (8)
400m - Demetria Washington (1), Lashinda Demus (2), Lisa Barber (4), Shevon Stoddart (8)
60mH - Lashinda Demus (2), Tiffany Ross (5), Shevon Stoddart (6)
4x400m - Ross, Stoddart, Bass, Demus (1)
DMR - Eschenbug, Carpenter, Lewis, Lake (7)
Pole Vault - Lori Tvarunas (6)
Triple Jump - Rashida Abdul-Malik (8)
Shot Put - India Odum (3)
20lb Weight - Mamee Groves (4)

2003 - 2ND

55m - Aleen Bailey (3), Miki Barber (4)
200m - Aleen Bailey (2), Miki Barber (3), Erica Whipple (6)
400m - Lashinda Demus (1), Demetria Washington (3), Tiffany Ross (5), Shevon Stoddart (7)
3,000m - Jenny Lake (6)
55mH - Tiffany Ross (3), Lashinda Demus (7)
4x400m - USC (1)
DMR - Ramonene, Stoddart, Watkins, Lake (2)
High Jump - Chelsea Hammond (8)
Long Jump - Kemesha Whitmire (5), Antoinette Wilks (6), Chelsea Hammond (7)
Triple Jump - Kemesha Whitmire (8)
Shot Put - Nicole Kendrick (2)
Pentathlon - Antoinette Wilks (2), Chelsea Hammond (6)

2004 - 5TH

60m - Alexis Joyce (7), Khalilah Carpenter (6)
200m - Stephanie Smith (7), Khalilah Carpenter (6), Erica Whipple (3)
400m - Shevon Stoddart (8), Stephanie Smith (5), Lashinda Demus (3)
60mH - Ronnetta Alexander (4)
4x400m - Smith, Stoddart, Watkins, Demus (2)
DMR - Ramonene, Martin, Shelton, Rackow (5)
High Jump - Chelsea Hammond (4)
Pole Vault - Cheryl Terrio (3)
Long Jump - Kemesha Whitmire (3), Chelsea Hammond (8)
Shot Put - India Odum (5)
Pentathlon - Chelsea Hammond (2)

2005 - 5TH

200m - Erica Whipple (3), Khalilah Carpenter (6), Shalonda Solomon (7), Natasha Hastings (8), Khalilah Carpenter (8)
400m - Natasha Hastings (2), Tiffany Ross-Williams (3), Shevon Stoddart (4), Stephanie Smith (5)
3,000m - Jenny Lake (4)
60mH - Tiffany Ross-Williams (4)
4x400m - Hastings, Ross-Williams, Smith, Stoddart (2)
DMR - Chain, Lake, Martin, Watkins (2)
High Jump - Monica Bozenski (3)
Long Jump - Kemesha Whitmire (7)
Triple Jump - Kemesha Whitmire (7)

2006 - T-3RD

55m - Amberly Nesbitt (2), Shalonda Solomon (5)
200m - Shalonda Solomon (2), Amberly Nesbitt (5)
400m - Natasha Hastings (8)
800m - Shay Shelton (1)
55mH - Ronetta Alexander (2)
4x400m - Hastings, Martin, Shelton, Solomon (4)
High Jump - Chelsea Hammond (4)
Pole Vault - Cheryl Terrio (5)
Long Jump - Chelsea Hammond (3)
Triple Jump - Kemesha Whitmire (5)
Pentathlon - Kettiany Clarke (3), Chelsea Hammond (5)



Kylene Nixon won the pole vault at the 1999 SEC Indoor Championships to help South Carolina earn the first of three straight third-place finishes.

Introduction

Coaches & Staff

Men's Team

Women's Team

The SEC

2006 Review

History & Records



1992 - 12TH

No scorers

1993 - 10TH

1,500m - Liz Figlar (6), Tracey Capper (7)
5,000m - Sue McGhie (6)
10,000m - Kristen Kroger (6)
Shot Put - Dawn Ellerbe (7)

1994 - 5TH

1,500m - Tracey Capper (8)
10,000m - Sue McGhie (2), Jill Savege (4)
400mH - Rhody Williams (8)
High Jump - Julie Symonds (5)
Long Jump - LaTasha Hughes (8)
Shot Put - Lisa Misipeka (2), Leslie Coons (6)
Discus - Lisa Misipeka (4), Leslie Coons (5)
Javelin - Leslie Coons (1), Marcia Chmura (3)

1995 - 8TH

1,500m - Tracey Capper (6)
5,000m - Tracey Capper (8)
100mH - Rhody Williams (4)
400mH - Rhody Williams (8)
Shot Put - Crystal Brownlee (3), Dawn Ellerbe (6)
Discus - Dawn Ellerbe (1)

1996 - 2ND

1,500m - Liz Figlar (8)
4x400m - USC (8)
Long Jump - Tijuana Noisette (8)
Shot Put - Crystal Brownlee (1), Lisa Misipeka (2), Dawn Ellerbe (3)
Discus - Dawn Ellerbe (1), Lisa Misipeka (2)
Hammer - Dawn Ellerbe (1), Lisa Misipeka (2), Marcia Chmura (3), Candy Mitchell (4), Crystal Brownlee (5)
Javelin - Candy Mitchell (2), Marcia Chmura (5), Erin Narzinski (6)
Heptathlon - Erin Narzinski (2), Jennifer Britz (7)

1997 - 3RD

400m - Tonique Williams (2)
800m - Charmaine Howell (2)
1,500m - Ivana Sklandana (7)
4x400m - USC (4)
Long Jump - Erin Narzinski (8)
Shot Put - Crystal Brownlee (1), Lisa Misipeka (4), Dawn Ellerbe (5)
Discus - Dawn Ellerbe (2), Lisa Misipeka (6)
Hammer - Lisa Misipeka (1), Dawn Ellerbe (2), Loren Thouvenot (4), Crystal Brownlee (6), Candy Mitchell (7)
Javelin - Candy Mitchell (2), Marcia Chmura (5), Erin Narzinski (6)
Heptathlon - Erin Narzinski (1)

1998 - 2ND

400m - Tonique Williams (1)
800m - Charmaine Howell (2)
3,000m - Joyce Peebles (8)
5,000m - Tanya Povey (3)
10,000m - Tanya Povey (1)
4x100m - USC (7)
4x400m - USC (5)
Pole Vault - Kylene Nixon (1)
Triple Jump - Rodena Barr (6)
Shot Put - Crystal Brownlee (1), Lisa Misipeka (5), Michelle Fournier (7)
Discus - Michelle Fournier (4), Lisa Misipeka (5)
Hammer - Lisa Misipeka (1), Michelle Fournier (2), Crystal Brownlee (5), Loren Thouvenot (7)
Javelin - Erin Narzinski (3), Loren Thouvenot (8)
Heptathlon - Erin Narzinski (2)

1999 - 1ST

200m - Miki Barber (4), Demetria Washington (7)
400m - Miki Barber (1), Demetria Washington (3)
800m - Kristina Brown (4), Andrea Hallmon (6)
10,000m - Katie England (6)
100mH - Ellakisha Williamson (1), Jacqueline Madison (5)
400mH - Ellakisha Williamson (1), Tacita Bass (6), Jacqueline Madison (8)
4x100m - USC (3)
4x400m - USC (1)
Pole Vault - Becky Studebaker (8)
Triple Jump - Rodena Barr (6)
Shot Put - Michelle Fournier (4), Lynette Keppeler (5)
Discus - Michelle Fournier (2), Alana Robinson (3)
Hammer - Michelle Fournier (1), Candy Mitchell (7)
Javelin - Candy Mitchell (3)

2000 - 2ND

100m - Rodena Barr (6)
200m - Miki Barber (1), Demetria Washington (4), Lisa Barber (5), Mechelle Lewis (6)
400m - Miki Barber (1), Demetria Washington (2)
800m - Kristina Brown (4), Andrea Hallmon (8)
1,500m - Joyce Peebles (7)
10,000m - Katie Orr (5)
100mH - Ellakisha Williamson (3), Jackie Madison (5)
400mH - Ellakisha Williamson (4), Jackie Madison (7)
4x100m - USC (2)
4x400m - USC (1)
Pole Vault - Kylene Nixon (T-2), Lori Tvarkunas (T-8)
Long Jump - Antoinette Wilks (7)
Triple Jump - Rodena Barr (3),

Antoinette Wilks (8)
Shot Put - Lynette Keppeler (6)
Hammer - Loren Thouvenot (5)
Discus - Alana Robinson (3)
Javelin - Candy Mitchell (2)

2001 - 3RD

100m - Lisa Barber (2)
200m - Demetria Washington (2), Miki Barber (3), Lisa Barber (6)
400m - Miki Barber (1), Demetria Washington (2)
800m - Andrea Hallmon (3)
100mH - Jackie Madison (3)
400mH - Tacita Bass (1), Shontel Powell (7)
4x100m - USC (1)
4x400m - USC (1)
Pole Vault - Kylene Nixon (6)
Triple Jump - Antoinette Wilks (9)
Shot Put - Lynette Keppeler (4)
Discus - Alana Robinson (2)
Heptathlon - Tacita Bass (3)

2002 - 1ST

100m - Aleen Bailey (2), Lisa Barber (3), Erica Whipple (7)
200m - Aleen Bailey (2), Lisa Barber (4), Demetria Washington (7)
400m - Lashinda Demus (1), Demetria Washington (2)
100mH - Tiffany Ross (2)
400mH - Tiffany Ross (1), Lashinda Demus (2), Tacita Bass (4), Shevon Stoddart (5)
4x100m - Lewis, Washington, L. Barber, Bailey (2)
4x400m - L. Barber, Ross, Stoddart, Lewis (1)
Long Jump - Antoinette Wilks (2)
Triple Jump - Rashida Abdul-Malik (5)
Shot Put - India Odum (8)
Discus - Keri Groover (5)
Javelin - Heather Nisbet (8)
Heptathlon - Tacita Bass (1), Antoinette Wilks (3), Chelsea Hammond (5)

2003 - 4TH

100m - Erica Whipple (2), Aleen Bailey (3)
200m - Erica Whipple (1), Aleen Bailey (3)
400m - Shevon Stoddart (5), Tawana Watkins (6)
100mH - Antoinette Wilks (6)
400mH - Tiffany Ross (1), Shevon Stoddart (3), Tawana Watkins (8)
4x100m - USC (2)
4x400m - USC (3)
Long Jump - Chelsea Hammond (8)
Shot Put - India Odum (6)
Heptathlon - Antoinette Wilks (3), Chelsea Hammond (4)

2004 - 4TH

100m - Erica Whipple (7), Khalilah Carpenter (5)
200m - Khalilah Carpenter (4)
400m - Stephanie Smith (6)
100mH - Ronnetta Alexander (7), Lashinda Demus (3)
400mH - Chiquita Martin (7), Shevon Stoddart (2), Lashinda Demus (1)
4x100m - Alexander, Whipple, Smith, Carpenter (3)
4x400m - Stoddart, Smith, Carpenter, Demus (2)
High Jump - Chelsea Hammond (6)
Long Jump - Kemesha Whitmire (6), Chelsea Hammond (5)
Triple Jump - Kemesha Whitmire (6), Rhashida Abdul-malik (5)
Discus - Precious Akins (4)
Javelin - Katie Desin (3)
Heptathlon - Chelsea Hammond (2)

2005 - 1ST

100m - Shalonda Solomon (2), Erica Whipple (6), Alexis Joyce (8)
200m - Shalonda Solomon (1), Stephanie Smith (4), Erica Whipple (5), Khalilah Carpenter (8)
400m - Natasha Hastings (1), Tawana Watkins (4), Stephanie Smith (6)
800m - Shay Sheldon (4)
100mH - Shevon Stoddart (3)
400mH - Tiffany Ross-Williams (1), Shevon Stoddart (2), Tawana Watkins (3)
4x100m - Joyce, Nesbitt, Solomon, Whipple (1)
4x400m - Hastings, Ross-Williams, Smith, Stoddart (1)
Pole Vault - Cheryl Terrio (3)
Triple Jump - Kemesha Whitmire (1)
Shot Put - Precious Akins (5)

2006 - 3RD

100m - Shalonda Solomon (3), Amberly Nesbitt (7)
200m - Shalonda Solomon (1), Amberly Nesbitt (7)
400m - Natasha Hastings (2), Stephanie Smith (8)
100mH - Ronnetta Alexander (3), Chiquita Martin (7)
400mH - Chiquita Martin (3), Bailey Lewis (6)
4x100m - Hastings, Nesbitt, Giles, Solomon (1)
High Jump - Monica Bozenski (8)
Pole Vault - Cheryl Terrio (4)
Shot Put - Precious Akins (3)
Discus - Precious Akins (3), Kerri Groover (8)
Heptathlon - Kettiany Clarke (3)

Introduction

Coaches & Staff

Men's Team

Women's Team

The SEC

2006 Review

History & Records



MEN'S INDOOR RECORDS

EVENT	SOUTH CAROLINA	INDOOR FACILITY	SEC CHAMPIONSHIP	NCAA CHAMPIONSHIP	AMERICAN	WORLD
55m	6.12 • 1999 Terrence Trammell	6.26 • 2002 Corey Taylor South Carolina	6.06 • 1996 Tim Harden Kentucky	6.00 • 1986 Lee McRae Pittsburgh	6.00 • 1986 Lee McRae	N/A
60m	6.54 • 2000 Terrence Trammell	N/A	6.48 • 2001 Leonard Scott Tennessee	6.52 • 1999 Marcus Brunson Arizona State	6.39 • 1998/2001 Maurice Green	6.39 • 1998/2001 Maurice Green USA
200m	20.38 • 2005 Rodney Martin	N/A	20.35 • 2005 Wallace Spearmon Arkansas	20.10 • 2005 Wallace Spearmon Arkansas	20.10 • 2005 Wallace Spearmon	19.92 • 1996 Frank Fredericks NAM
400m	46.19 • 2003 Jonathan Fortenberry	51.85 • 2005 Carlos Goyton Charleston Southern	45.29 • 2005 Kerron Clement Florida	44.57 • 2005 Kerron Clement Florida	44.57 • 2005 Kerron Clement	44.57 • 2005 Kerron Clement Florida (T&T)
800m	1:46.13 • 2001 Otukile Lekote	2:00.70 • 2002 Brandon Downey Newberry	1:46.28 • 1990 Mark Everett Florida	1:45.33 • 2001 Patrick Nduwimana Arizona	1:45.00 • 1992 Johnny Gray	1:42.67 • 1997 Wilson Kipketer DEN
1,000m	2:25.0y • 1969 Bob Kaczka	2:43.4 • 1995 Marvin Watts South Carolina	2:21.47 • 1987 Robin Van Helden LSU	2:18.74 • 1986 Freddie Williams Abilene Christian	2:17.86 • 2002 David Krummyacker	2:14.96 • 2000 Wilson Kipketer DEN
Mile	4:08.03 • 1982 Tim Colas	4:32.14 • 1998 James Thomas Unattached	3:59.4 • 1976 Steve Bolt Alabama	3:55.33 • 1995 Kevin Sullivan Michigan	3:49.89 • 2005 Bernard Lagat	3:48.45 • 1997 Hicham El Guerrouj MOR
3,000m	8:18 • 1975 Bob Day	9:11.16 • 2006 Fredrick Smith Clafin	7:56.06 • 1999 Michael Power Arkansas	7:46.03 • 1998 Adam Goucher Colorado	7:39.23 • 2002 Tim Broe	7:24.90 • 1998 Daniel Komen KEN
5,000m	14:25.58 • 1992 Keith Gorski	N/A	13:42.95 • 2004 Alistair Cragg Arkansas	13:28.93 • 2003 Alistair Cragg Arkansas	13:20.55 • 1982 Doug Padilla	12:49.60 • 2004 Kenenisa Bekele ETH
60m Hurdles	7.52 • 1999 Terrence Trammell	N/A	7.55 • 2001 Ron Bramlett Alabama	7.51 • 2006 Aries Merritt Tennessee	7.36 • 1987/2004 Greg Foster Allen Johnson	7.30 • 1994 Colin Jackson GBR
4x400m	3:05.90 • 2002 Fortenberry, Harris, Lekote, Pressley	3:37.47 • 2005 Clafin	3:04.75 • 2002/2005 LSU/Florida	3:03.51 • 2005 Clarke, Middleton, Pastor, Clement Florida	3:01.96 • 2006 Clement, Spearmon, Williamson, Wariner	3:01.96 • 2006 Clement, Spearmon, Williamson, Wariner USA
4x800m	7:24.94 • 1974 Brown, Schaper, Brown, Sheley	N/A	7:24.8 • 1982 Oaxaca, Herzong, Brooks, Jones Auburn	7:17.45 • 1989 Radziwinski, Wittman, Greyling, Herrington Clemson	7:13.94 • 2000 Woody, Paranya, Kenah, Krummyacker	7:13.94 • 2000 Woody, Paranya, Kenah, Krummyacker USA
DMR	9:43.26 • 1995 Swartz, Bonner, Towle, Cronin	N/A	9:40.23 • 1999 Lassiter, Chukwuma, Karanu, Kerr Arkansas	9:27.77 • 2004 Brannen, Talbert, Ellerton, Willis Michigan	9:28.83 • 2000 Jennings, Kelly, Stember, Riley	N/A
High Jump	7-2 • 1989 Paul Wiechern	6-10 1/4 • 1997 Steve Owens Unattached	7-7 1/4 • 1994 Ray Doakes Arkansas	7-9 1/4 • 1989 Hollis Conway Louisiana-Lafayette	7-10 1/2 • 1991 Hollis Conway	7-11 1/2 • 1989 Javier Sotomayor CUB
Pole Vault	18-1/2 • 2004 Chris Steddum	16-6 • 2006 C. Steddum/S. Stephens Unattached	18-8 1/4 • 1994 Lawrence Johnson Tennessee	19-2 1/4 • 1999 Jacob Davis Texas	19-6 1/2 • 2001 Lawrence Johnson	20-2 • 1993 Sergey Bubka UKR
Long Jump	26-6 1/4 • 2004 Tony Allmond	22-11 3/4 • 1994 Marcus Philips South Carolina	27-0 • 2002 Miguel Pate Alabama	27-10 • 1981 Carl Lewis Houston	28-10 1/4 • 1984 Carl Lewis	28-10 1/4 • 1984 Carl Lewis USA
Triple Jump	52-5 1/4 • 2006 Greig Cryer	50-7 1/2 • 1994 Marcus Sutton Unattached	56-2 1/2 • 2002 Walter Davis LSU	56-9 1/2 • 1981 Keith Connor SMU	58-3 1/4 • 1987 Mike Conley	58-6 • 1997/2004 A. Urutia/C. Olsson CUB/SWE
Shot Put	66-8 • 1998 Brad Snyder	66-8 3/4 • 1995 Brent Noon Georgia	66-8 • 1998 Brad Snyder South Carolin	70-6 1/4 • 2003 Carl Myerscough Nebraska	74-4 1/4 • 1989 Randy Barnes	74-4 1/4 • 1989 Randy Barnes USA
35lb Weight	73-6 • 1999 Ryan Harrison	72-1 1/2 • 1994 Ron Willis South Carolina	74-11 • 2001 Andras Haklits Georgia	78-9 3-4 • 2001 Liber Charfreitag SMU	84-10 • 1995 Lance Deal	N/A

Introduction

Coaches & Staff

Men's Team

Women's Team

The SEC

2006 Review

History & Records

MEN'S OUTDOOR RECORDS



EVENT	SOUTH CAROLINA	WEEMS BASKIN TRACK	SEC CHAMPIONSHIP	NCAA CHAMPIONSHIP	AMERICAN	WORLD
100m	10.04 • 2000 Terrence Trammell	9.90 • 1976 Harvey Glance Auburn	10.03 • 1991 Tim Harden Kentucky	9.92 • 1996 Ato Boldon UCLA	9.79 • 1999 Maurice Greene	9.77 • 2005/2006 Asafa Powell JAM
200m	20.34 • 2005 Rodney Martin	20.29 • 2001 Justin Gatlin Tennessee	19.86 • 2002 Justin Gatlin Tennessee	19.87 • 1988/1999 L. Daniel/J. Capel MSU/UF	19.32 • 1996 Michael Johnson	19.32 • 1996 Michael Johnson USA
400m	44.57 • 2003 Otis Harris	44.78 • 2001 Avarad Moncur Auburn	44.29 • 1999 Derrick Brew LSU	44.00 • 1992 Quincy Watts Southern California	43.18 • 1999 Michael Johnson	43.18 • 1999 Michael Johnson USA
800m	1:44.47 • 2001 Otukile Lekote	1:45.36 • 2001 Otukile Lekote South Carolina	1:45.27 • 2002 Otukile Lekote South Carolina	1:44.70 • 1990 Mark Everett Florida	1:42.60 • 1985 Johnny Gray	1:41.11 • 1997 Wilson Kipketer DEN
1,500m	3:42.48 • 1974 Jim Schaper	3:42.85 • 1987 Gary Cobb Virginia Tech	3:37.29 • 1999 Seneca Lassiter Alabama	3:35.30 • 1981 Sydney Maree Villanova	3:29.30 • 2005 Bernard Lagat	3:26.00 • 1998 Hicham El Guerrouj MAR
5,000m	14:06.54 • 1987 Tom Howe	13:57.53 • 2001 David Kimani Alabama	13:41.04 • 2003 Alistair Cragg Arkansas	13:20.63 • 1979 Sydney Maree Villanova	12:58.21 • 1996 Bob Kennedy	12:37.35 • 2004 Kenenisa Bekele ETH
10,000m	30:05.24 • 1986 Rob Devlin	29:47.24 • 1989 David Keen Florida State	28:42.23 • 2003 Alistair Cragg Arkansas	28:01.30 • 1979 Suleiman Nyombui UTEP	27:13.98 • 2001 Meb Keflezighi	26:17.53 • 2005 Kenenisa Bekele ETH
110m Hurdles	13.19 • 2000 Terrence Trammell	13.48 • 1999 Terrence Trammell South Carolina	13.22w • 2006 Aries Merritt Tennessee	13.21w • 2006 Aries Merritt Tennessee	12.90 • 2006 Dominique Arnold	12.88 • 2006 Xiang Liu CHN
400m Hurdles	48.79 • 2003 Kenneth Ferguson	49.65 • 2001 Ricky Harris Florida	48.29 • 2005 Kerron Clement Florida	47.56 • 2005 Kerron Clement Florida	46.78 • 1992 Kevin Young	46.78 • 1992 Kevin Young USA
3,000m Steeplechase	8:57.96 • 1988 Andy Foster	8:44.94 • 2001 Daniel Lincoln Arkansas	8:32.71 • 1986 Peter McCoglan Alabama	8:12.39 • 1978 Henry Rono Washington State	8:08.82 • 2006 Daniel Lincoln	7:53.63 • 2004 Saif Saaeed Shaheen QAT
4x100m	38.45 • 2000 Crenshaw, Trammell, Hackley, Howard	39.37 • 1999 Trammell, Hackley, Price, Crenshaw South Carolina	38.69 LSU 1998	38.04 • 1998 Howard, Holloway, Williams, Spencer TCU	37.40 • 1992/1993 National Team	37.40 • 1992/1993 National Team USA
4x400m	3:02.16 • 2002 Law, Lekote, Harris, Fortenberry	3:03.63 • 2001 LSU	3:02.23 • 2005 Clarke, Witherspoon, Middleton, Clement Florida	2:59.59 • 2005 LSU	2:54.20 • 1998 Young, Pettigrew, Washington, Johnson	2:54.20 • 1998 Young, Pettigrew, Washington, Johnson USA
High Jump	7-3 1/4 • 1988 Paul Wiechern	7-5 • 1977 James Barrineau Georgia	7-5 3/4 • 1997/94/94/90 Florida/Arkansas Tennessee/LSU	7-9 3/4 • 1989 Hollis Conway Louisiana-Lafayette	7-10 1/2 • 1991 Charles Austin	8-0 1/2 • 1993 Javier Sotomayor CUB
Pole Vault	17-7 3/4 • 2002 Chris Steddum	17-5 1/2 • 1988 Dale Gerke South Carolina	19-0 1/4 • 1994 Lawrence Johnson Tennessee	19-1 • 1996 Lawrence Johnson Tennessee	19-9 1/4 • 2000 Jeff Hartwig	20-1 3/4 • 1994 Sergey Bubka UKR
Long Jump	27-4 3/4w • 2004 Tony Allmond	26-9 1/4 • 2001 Walter Davis LSU	27-10 1/4 • 2000 Melvin Lister Arkansas	28-0 • 1993 Erick Walder Arkansas	29-4 1/2 • 1991 Mike Powell	29-4 1/2 • 1991 Mike Powell USA
Triple Jump	52-2 • 1975 Ronn Adams	55-11 • 2001 Walter Davis LSU	56-0 1/2 • 1995 Jerome Romain Arkansas	57-7 3/4 • 1982 Keith Connor SMU	59-4 1/4 • 1996 Kenny Harrison	60-0 1/4 • 1995 Jonathan Edwards GBR
Shot Put	67-3 1/2 • 1999 Brad Snyder	66-11 1/4 • 1998 Brad Snyder South Carolina	70-5 1/4 • 1995 Brett Noon Georgia	72-2 1/4 • 1995 John Godina UCLA	75-10 1/4 • 1990 Randy Barnes	75-10 1/4 • 1990 Randy Barnes USA
Discus	196-10 • 1999 Ryan Harrison	205-5 • 2001 Gabor Mate Auburn	213-9 • 1985 Mike Buncic Kentucky	220-0 • 1992 Kamy Keshmiri Nevada	237-4 • 1981 Ben Plucknett	243-0 • 1986 Jurgen Schult GER
Hammer	222-4 • 1995 John Stoikos	246-0 • 1996 Tomas Sjostrom Unattached	242-7 • 2000 Andras Haklits Georgia	265-3 • 1996 Balazs Kiss Southern California	270-9 • 1996 Lance Deal	284-7 • 1986 Yuri Sedykh URS
Javelin	237-4 • 1997 Jason LaBarbera	244-2 • 1997 Erin Bevans Unattached	257-10 • 2004 Leigh Smith Tennessee	268-7 • 1998 Eako Mikkola Arizona	287-8 • 2004 Breaux Greer	323-1 • 1996 Jan Zelezny CZE
Decathlon	7,598 • 1990 Phillipe Williams	8,024 • 2001 Claston Bernard LSU	8,216 • 1998 Mikael Olander LSU	8,726 • 1992 Brian Brophy Tennessee	8,891 • 1992 Dan O'Brien	9,026 • 2001 Roman Sebric CZE

Introduction

Coaches & Staff

Men's Team

Women's Team

The SEC

2006 Review

History & Records



WOMEN'S INDOOR RECORDS

EVENT	SOUTH CAROLINA	INDOOR FACILITY	SEC CHAMPIONSHIP	NCAA CHAMPIONSHIP	AMERICAN	WORLD
55m	6.72 • 2006 Amberly Nesbitt	6.82 • 2003 Miki Barber South Carolina	6.58 • 1989 Dawn Sowell LSU	6.56 • 1987 Gwen Torrence Georgia	6.56 • 1987 Gwen Torrence	N/A
60m	7.21 • 2006 Amberly Nesbitt Shalonda Solomon	N/A	7.17 • 2004 Muna Lee LSU	7.13 • 2002 Angela Williams Southern California	6.95 • 1998 Gail Devers	6.92 • 1993/1995 Irina Privalova RUS
200m	22.57 • 2006 Shalonda Solomon	N/A	22.43 • 2004 Veronica Campbell Arkansas	22.49 • 2003 Muna Lee LSU	22.18 • 2003 Michelle Collins	21.87 • 1993 Merlene Ottey JAM
400m	51.59 • 2004 Lashinda Demus	59.42 • 2003 Tawana Watkins South Carolina	51.13 • 2004 Hazel-Ann Regis LSU	50.82 • 2004 Sanya Richards Texas	50.64 • 1991 Diane Dixon	49.59 • 1982 Jarmila Kratochvílová CZE
800m	2:06.05 • 2006 Shay Shelton	2:20.00 • 2002 Mikisha Lewis South Carolina	2:00.75 • 2005 Nicole Cook Tennessee	2:01.77 • 1999 Hazel Clark Florida	1:58.71 • 2002 Nicole Teter	1:55.82 • 2002 Jolanda Ceplak SVN
1,000m	2:57.84 • 1993 Liz Figlar	3:12.59 • 1994 Marielle Bertrand South Carolina	2:44.33 • 1987 Alisa Harvey Tennessee	2:41.08 • 1987 Trena Hull UNLV	2:34.19 • 2004 Jen Toomey	2:30.94 • 1999 Maria de Lurdes Mutola MOZ
Mile	4:43.90 • 1996 Tracey Capper	5:28.73 • 2006 Jennifer Hitt Anderson	4:35.06 • 1986 Elizabeth Lynch Alabama	4:30.63 • 1989 Suzy Favor Wisconsin	4:20.5 • 1982 Mary Slaney	4:17.14 • 1990 Doina Melinte ROM
3,000m	9:41.35 • 2005 Jenny Lake	10:41 • 1997 Jessica Blundell Jacksonville	9:15.69 • 1987 Lisa Breiding Kentucky	8:49.18 • 2004 Kim Smith Providence	8:39.14 • 1999 Regina Jacobs	8:27.86 • 2006 Liliya Shobukhova RUS
5,000m	16:54.61 • 1992 Sue McGhie	N/A	15:53.34 • 1990 Valerie McGovern Kentucky	15:14.18 • 2004 Kim Smith Providence	15:07.44 • 2001 Marla Runyan	14:32.93 • 2005 Tirunesh Dibaba ETH
60m Hurdles	8.11 • 2004 Lashinda Demus	N/A	8.05 • 2004 LoLo Jones LSU	7.84 • 2006 Virginia Powell Southern California	7.74 • 2003 Gail Devers	7.69 • 1990 Lyudmila Engquist URS
4x400m	3:28.25 • 2003 Ross, Barber, Washington, Demus	4:12.86 • 2006 South Carolina	3:29.06 • 2005 Morris, Bernard-Thomas, Lawrence, Regis LSU	3:27.66 • 2003 Downer, McIntosh, Robinson, Richards Texas	3:27.59 • 1999 Hennagan, Collins, Feagin-Alexander, Porter	3:23.37 • 2006 Kondratyeva, Khabarova, Pechonkina, Gushchina RUS
4x800m	9:13.20 • 1993 Singletary, Capper, Figlar, Bertrand	N/A	8:38.26 • 1987 Sa. Braasch, So. Braasch, Crowther, Nash Florida	8:24.72 • 1987 Frane, Gallagher, DiMuro, Procaccio Villanova	8:28.41 • 1992 Renk, Sherman Gentes, Wickus	8:18.71 • 1994 Zaitseva, Kuznetsova, Afanasyeva, Podkopayeva, RUS
DMR	11:30.72 • 2003 Ramomene, Stoddart, Watkins, Lake	N/A	11:16.61 • 2004 Novak, Olupona, Sullivan, Hyatt Tennessee	10:58.19 • 2000 Burgess, Henderson, Marr, Nilsson UCLA	10:59.76 • 2002 Donohue, Gainey, Schmidt, Flanagan	N/A
High Jump	5-10 1/2 • 2004 Chelsea Hammond	5-6 • 1995 Julie Symonds South Carolina	6-2 • 2006 Levern Spencer Georgia	6-5 1/2 • 1995 Amy Acuff UCLA	6-7 • 1998 Tisha Waller	6-9 3/4 • 2006 Kajsa Bergqvist SWE
Pole Vault	13-6 1/4 • 2006 Cheryl Terrio	13-2 1/4 • 2005 Joanna Costa Unattached	14-5 1/4 • 2001 Thorey Ellisdottir Georgia	14-10 1/4 • 2002 Amy Linnen Arizona	15-9 1/4 • 2004 Stacy Dragila	16-1 1/4 • 2006 Yelena Isinbaeva RUS
Long Jump	21-8 • 2001 Antoinette Wilks	20-2 1/2 • 1994 Dana Boone Unattached	22-8 • 2002 Elva Goulbourne Auburn	22-4 1/4 • 2003 Elva Goulbourne Auburn	23-4 3/4 • 1994 Jackie Joyner-Kersey	24-2 1/4 • 1988 Heike Drechsler GDR
Triple Jump	42-11 1/2 • 2000 Rodena Barr	32-0 3/4 • 1994 Danielle Slutzky South Carolina	46-0 1/2 • 2000 Keisha Spencer LSU	46-9 • 1997 Suzette Lee LSU	46-8 1/4 • 1995 Sheila Hudson	50-4 3/4 • 2004 Tatyana Lebedeva RUS
Shot Put	56-0 • 1998 Crystal Brownlee	57-5 • 2002 Teri Steer Unattached	58-5 1/4 • 2004 Kimberli Barrett Florida	62-10 • 2004 Laura Gerraughty North Carolina	65-0 3/4 • 1987 Ramona Pagel	73-10 • 1977 Helena Fibingerová CZE
20lb Weight	71-3 3/4 • 1997 Dawn Ellerbe	75-4 • 2002 Dawn Ellerbe New York AC	73-8 • 2002 Candice Scott Florida	79-3 3/4 • 2005 Candice Scott Florida	79-6 • 2005 Erin Gilreath	N/A

Introduction

Coaches & Staff

Men's Team

Women's Team

The SEC

2006 Review

History & Records

WOMEN'S OUTDOOR RECORDS



EVENT	SOUTH CAROLINA	WEEMS BASKIN TRACK	SEC CHAMPIONSHIP	NCAA CHAMPIONSHIP	AMERICAN	WORLD
100m	11.07 • 2006 Shalonda Solomon	11.28 • 2001 Muna Lee LSU	11.03 • 2006 Kerron Stewart Auburn	10.78 • 1989 Dawn Sowell LSU	10.49 • 1988 Florence Griffith Joyner	10.49 • 1988 Florence Griffith Joyner USA
200m	22.30w • 2006 Shalonda Solomon	22.99 • 2001 Miki Barber South Carolina	22.35 • 1999 Debbie Ferguson Georgia	22.04 • 1989 Dawn Sowell LSU	21.34 • 1988 Florence Griffith Joyner	21.34 • 1988 Florence Griffith Joyner USA
400m	50.63 • 2001 Miki Barber	50.63 • 2001 Miki Barber South Carolina	50.62 • 2005 Tiandra Ponteen Florida	50.10 • 2005 Monique Henderson UCLA	48.70 • 2006 Sanya Richards	47.60 • 1985 Marita Koch GDR
800m	2:02.91 • 1998 Charmaine Howell	2:06.47 • 2001 Nona Allen Florida	2:01.00 • 2004 Tiffany McWilliams Mississippi State	1:59.11 • 1990 Suzy Favor Wisconsin	1:56.40 • 1999 Jearl Miles-Clark	1:53.28 • 1983 Jarmila Kratochvlov CZE
1,500m	4:26.36 • 1996 Tracey Capper	4:20.89 • 2001 Tracy Robinson Arkansas	4:09.19 • 2004 Tiffany McWilliams Mississippi State	4:06.75 • 2003 Tiffany McWilliams Mississippi State	3:57.12 • 1983 Mary Slaney	3:50.46 • 1993 Yunxia Qu CHN
5,000m	16:42.83 • 1994 Sue McGhie	16:16.36 • 2001 Amy Yoder-Begley Arkansas	15:59.47 • 1990 Valerie McGovern Kentucky	15:24.06 • 2004 Lauren Fleshman Stanford	14:45.35 • 2000 Regina Jacobs	14:24.53 • 2006 Meseret Defar ETH
10,000m	34:31.41 • 1998 Tanya Povey	35:23.40 • 2001 Amy Yoder-Begley Arkansas	33:43.1 • 1983 Beth Farmer Florida	32:28.57 • 1988 Sylvia Mosquedo Cal State Los Angeles	30:52.32 • 2002 Deena Drossin	29:31.78 • 1993 Junxia Wang CHN
100m Hurdles	12.81 • 2000 Ellakisha Williamson	12.95 • 1998 Melissa Morrison Unattached	12.72 • 1996 Kim Carson LSU	12.48 • 2006 Virginia Powell Southern California	12.33 • 2000 Gail Devers	12.21 • 1988 Yordanka Donkova BUL
400m Hurdles	53.43 • 2004 Lashinda Demus South Carolina	55.60 • 2003 Lashinda Demus South Carolina	54.50 • 2004 Lashinda Demus South Carolina	53.54 • 2004 Shenna Johnson UCLA	52.61 • 1995 Kim Batten	52.34 • 2003 Yuliya Pechonkina RUS
3,000m Steeplechase	12:03.35 • 2002 Kinsey Eschenburg	10:13.89 • 2001 Lilli Kleinmann Arkansas	10:13.89 • 2001 Lilli Kleinmann Arkansas	9:44.95 • 2003 Kassi Andersen BYU	9:29.32 • 2004 Brianna Shook	9:01.59 • 2004 Galina Samitova RUS
4x100m	42.83 • 2003 Ross, Whipple, Joyce, Bailey	43.48 • 2001 Williams, L. Barber, M. Barber, Washington South Carolina	43.06 • 2002 Rockett, Jones, Durst, Lee LSU	42.50 • 1989 Stanley, Sowell, Sheffield, Jones LSU	41.47 • 1997 Gaines, Jones, Miller, Devers	41.37 • 1985 Msller, Rieger, Auerwald, Gshr GDR
4x400m	3:26.46 • 2002 Washington, Ross, Bass, Demus	3:31.24 • 2001 Griffin, M. Barber, L. Barber, Washington South Carolina	3:27.04 • 2004 Davy, Bernard-Thomas, Hall, Regis LSU	3:25.26 • 2004 Bernard-Thomas, Regis, Hall, Davy LSU	3:15.51 • 1988 Howard, Dixon, Brisco, Griffith Joyner	3:15.17 • 1988 Ledovskaya, Nazarova, Pinigina, Bryzgina USSR
High Jump	5-11 1/2 • 2005 Chelsea Hammond	5-10 1/2 • 2001 Laffiah Long Georgia	6-0 1/2 • 1993/96/98 LSU/Georgia/Auburn	6-5 • 1995 Amy Acuff UCLA	6-7 3/4 • 1988 Louise Ritter	6-10 1/4 • 1987 Stefka Kostadinova BUL
Pole Vault	13-5 3/4 • 2006 Cheryl Terrio	12-10 3/4 • 2001 Megan Westfall Florida	13-11 • 2006 Hiteshew-Jackson/Unger Georgia/Arkansas	14-5 1/2 • 2004 Becky Holliday Oregon	15-10 • 2004 Stacy Dragila	16-5 1/4 • 2005 Yelena Isinbayeva RUS
Long Jump	21-6 3/4 • 2004 Chelsea Hammond	20-7 3/4 • 2001 Myra Combs LSU	22-5 • 2003 Elva Goulbourne Auburn	22-9 1/4 • 1987 Sheila Echols LSU	24-7 • 1994 Jackie Joyner-Kersey	24-8 1/4 • 1988 Galina Chistyakova URS
Triple Jump	44-2 • 2002 Rodena Barr	43-4 1/2 • 2001 Shelly-Ann Gallimore Auburn	45-10 3/4 • 1996 Suzette Lee LSU	46-2 • 2005 Candice Baucham UCLA	47-5 • 2004 Tiomb Hurd	50-10 1/4 • 1995 Inessa Kravets UKR
Shot Put	56-8 1/2 • 1997 Crystal Brownlee	55-7 3/4 • 1997 Crystal Brownlee South Carolina	57-6 1/4 • 2004 Kimberli Barrett Florida	61-2 1/4 • 1998 Tressa Thompson Nebraska	66-2 1/2 • 1988 Ramona Pagel	74-3 • 1987 Natalya Lisovskaya URS
Discus	185-9 • 2006 Precious Akins	191-11 • 2002 Dawn Ellerbe New York AC	194-4 • 1994 Danyel Mitchell LSU	210-10 • 1999 Seilala Su UCLA	216-10 • 1986 Carol Cady	251-11 • 1988 Gabriele Reinsch GDR
Hammer	213-3 • 1998 Lisa Misipeka	220-4 • 2002 Dawn Ellerbe New York AC	235-6 • 2006 Jenny Dahlgren Georgia	228-11 • 2004 Candice Scott Florida	242-4 • 2005 Erin Gilreath	253-11 • 2006 Tatyana Lysenko RUS
Javelin	174-8 • 2000 Candy Mitchell	156-5 • 1999 Beth Obruba Unattached	204-8 • 1987 Laverne Eve LSU	202-10 • 2003 Irina Kharun Indiana	204-10 • 2006 Kim Kreiner	235-3 • 2005 Osleidys Menéndez CUB
Heptathlon	5,664 • 1998 Erin Narzinski	5,704 • 2001 GiGi Miller Arkansas	5,969 • 1991 Sharon Jaklofsky LSU	6,527 • 1995 Diane Guthrie-Gresham George Mason	7,291 • 1988 Jackie Joyner-Kersey	7,291 • 1988 Jackie Joyner-Kersey USA

Introduction

Coaches & Staff

Men's Team

Women's Team

The SEC

2006 Review

History & Records



MEN'S TOP TIMES & MARKS

INDOOR

55-METER DASH

1. Terrence Trammell	1999	6.12
2. Corey Bridges	1998	6.15
3. Adrian Durant	2004	6.23
4. Clint Crenshaw	1999	6.26
5. Andre Totton	2002	6.27
6. Shamus Singletary	2001	6.28
7. Marcus Robinson	1996	6.29
8. Shah Mays	1999	6.31
Jamie Price	1997	
Nigel Stoddart	1990	

60-METER DASH

1. Terrence Trammell	2000	6.54
2. Corey Bridges	1997	6.61
3. Duan Barrino	2002	6.71
Pap Howard	2001	
5. Corey Taylor	2003	6.72
Marcus Robinson	1996	
7. Leroy Dixon	2006	6.75
Rodney Martin	2005	

200-METER DASH

1. Rodney Martin	2005	20.38
2. Pap Howard	2001	20.84
3. Andre Totton	2001	20.90
4. Leroy Dixon	2006	21.01
5. Marcus Robinson	1996	21.14
6. Duan Barrino	2002	21.22
7. James Law	2002	21.25
8. Riaan Dempers	2000	21.36
Jamie Price	1998	
10. Clint Crenshaw	2000	21.40

400-METER DASH

1. Jonathan Fortenberry	2003	46.19
2. Otis Harris	2002	46.28
3. Jimmie Hackley	1999	46.49
4. Keith Hinnant	2006	46.76
5. Tony Rambo	1979	47.14
6. Gerald Pressley	2001	47.25
7. Riaan Dempers	1997	47.43
8. Marvin Watts	1997	47.63
9. Eddie Miller	1990	48.10
10. Chris Love	1990	48.13

800-METER RUN

1. Otukile Lekote	2001	1:46.13
2. Marvin Watts	1997	1:47.73
3. Adrian Bonner	1995	1:48.13
4. William Emase	2005	1:50.06
5. Ken Schapert	1974	1:50.58
6. Shawn Cunningham	2004	1:50.99
7. Chris Swartz	1995	1:51.90
8. Teddy Towle	1995	1:52.54
9. LaMonte Pennington	2000	1:52.65
10. Johnny Baez	2006	1:53.09

1,000-METER RUN

1. Bob Kaczka	1969	2:25.0y
2. Jim Schaper	1974	2:26.85
3. Tim Colas	1982	2:28.90
4. LaMonte Pennington	1998	2:29.30
5. Adrian Bonner	1993	2:29.60
6. Bob Crombie	1965	2:29.8y
7. Tom Cronin	1993	2:30.10
8. Chris Goodwin	1993	2:34.51
9. Mike Hedgecock	1990	2:34.64
10. Brad Herbster	1990	2:37.14

MILE RUN

1. Tim Colas	1982	4:08.03
2. Tom Cronin	1993	4:08.09
3. Ken Schapert	1974	4:10.84
4. William Emase	2004	4:12.38
5. Bill Latham	1959	4:12.64

6. Otukile Lekote	2001	4:15.04
7. Keith Gorski	1992	4:16.01
8. Teddy Towle	1995	4:18.06
9. Paul Laymon	1993	4:18.47
10. Brian Robinson	1991	4:20.38

3,000-METER RUN

1. Bob Day	1975	8:18.14
2. Andy Foster	1989	8:22.46
3. Mike Hedgecock	1990	8:23.75
4. Tom Cronin	1992	8:25.71
5. Paul Laymon	1993	8:27.14
6. Steve Mance	2005	8:28.97
7. Keith Gorski	1992	8:30.00

5,000-METER RUN

1. Keith Gorski	1992	14:25.58
2. Bob Day	1976	14:27.54
3. Steve Mance	2005	14:36.36
4. Paul Laymon	1992	14:50.15
5. Mark Cruz	1994	14:53.64
6. Eric Roschick	1995	15:04.13
7. Jered Haag	1994	15:18.10

55-METER HURDLES

1. Terrence Trammell	1999	6.94
2. Stanislavs Olijars	1999	7.18
3. Corey Taylor	2003	7.24
4. Terry Winston	1994	7.27
5. Frank Mensah	1995	7.30
Kenneth Ferguson	2003	
Fred Townsend	2004	
8. David Arnold	1992	7.33

60-METER HURDLES

1. Terrence Trammell	1999	7.52
2. Stanislavs Olijars	1999	7.65
3. Kenneth Ferguson	2003	7.67
Corey Taylor	2003	
5. Jason Richardson	2005	7.70
6. Deandré Eiland	2001	7.87

4x400-METER RELAY

1. Fortenberry, Lekote, Harris, Pressley	2002	3:05.90
2. Howard, Lekote, Harris, Pressley	2001	3:06.43
3. Hinnant, James, Luster, Richardson	2005	3:06.87
4. Ferguson, Lekote, Harris, Fortenberry	2003	3:07.90

DISTANCE MEDLEY RELAY

1. Bonner, Swartz, Towle, Cronin	1995	9:43.26
2. Hoffmam, Hilliard, Cunningham, Emase	2005	9:56.46
3. Swartz, Watts, Towle, Cronin	1995	10:00.59
4. Johnson, Coleman, Drosky, Murphy	1984	10:01.60
5. Johnson, Coleman, Drosky, Murphy	1983	10:03.64
6. Tieran, Luster, Cunninham, Emase	2003	10:05.00

HIGH JUMP

1. Paul Wichern	1989	7-2
2. Fred Townsend	2004	7-1
3. Steve Wilson	1976	7-0
4. Steve Owens	1992	6-11
5. Art Henson	1992	6-11

POLE VAULT

1. Chris Steddum	2004	18-0 1/2
2. Patrick Tvarkunas	2000	17-7
3. Dale Gerek	1989	17-0
4. Jared Farabee	2002	16-10 3/4

5. Greg Royster	2003	16-8 3/4
6. Michael Lameier	2000	16-8
7. Trey Bell	2006	16-6 3/4
8. Dan McKenzie	2005	16-5 1/4

LONG JUMP

1. Tony Allmond	2004	26-6 1/4
2. Phillippe Williams	1990	26-3
3. Greig Cryer	2006	26-0
4. Fred Townsend	2004	24-0
5. Titus Briggs	1976	23-9 1/4

TRIPLE JUMP

1. Greig Cryer	2006	52-5 1/4
2. Marcus Sutton	1993	51-4 1/2
3. Derek Pressley	2006	49-10
Ron Adams	1976	
5. Tony Allmond	2003	49-7 1/4
6. Roderic Dubose	1992	48-5 1/4

SHOT PUT

1. Brad Snyder	1998	66-8
2. Kevin Mannon	1997	63-7 1/2
3. Jeff Shalayda	1997	60-8 1/2
4. Ron Willis	1994	60-1 3/4
5. Ron Yarab	1981	58-4

35-POUND WEIGHT

1. Ryan Harrison	1999	73-6
2. Ron Willis	1994	72-1 1/4
3. Bert Sorin	1999	72-1
4. Brett Murray	1994	69-10 3/4
5. Kevin Mannon	1997	69-6 3/4
6. Brook Antonio	2006	68-2 1/2

OUTDOOR

100-METER DASH

1. Terrence Trammell	2000	10.04
2. Andre Totton	2001	10.12w
3. Corey Bridges	1996	10.13
4. Leroy Dixon	2005	10.19
5. Marcus Robinson	1996	10.21
6. Rodney Martin	2005	10.25
7. Pap Howard	2001	10.27
8. Clint Crenshaw	2001	10.31w
9. Nigel Stoddart	1990	10.33
10. Adrian Durant	2003	10.37

200-METER DASH

1. Rodney Martin	2005	20.34
2. Leroy Dixon	2006	20.44
3. Terrence Trammell	1999	20.45
4. Pap Howard	2001	20.47
5. Andre Totton	2001	20.58
6. Marcus Robinson	1996	20.63
7. Jimmie Hackley	1999	20.64
8. Jamie Price	1998	20.79
9. Adrian Durant	2003	20.89
10. Gerald Pressley	2000	20.90
Clint Crenshaw	1999	

400-METER DASH

1. Otis Harris	2003	44.57
2. Jimmie Hackley	2000	45.64
3. Jonathan Fortenberry	2002	45.67
4. Otukile Lekote	2001	46.12
5. Eddie Miller	1988	46.35
6. Gerald Pressley	2002	46.39
7. Verlon Rhodes	1984	46.43
8. Keith Hinnant	2005	46.60
9. Jamil James	2005	46.81
10. Marvin Watts	1997	46.92

800-METER RUN

1. Otukile Lekote	2001	1:44.47
2. Marvin Watts	1998	1:47.74



Rodney Martin holds the school records for the 200m both indoors and outdoors. He received three All-America citations as a Gamecock.

3. Bob Kaczka	1970	1:48.01
4. Adrian Booner	1995	1:48.13
5. William Emase	2005	1:48.23
6. Jim Schaper	1972	1:48.71
7. John Brown	1974	1:49.94
8. Johnny Baez	2006	1:50.03
9. Chris Swartz	1993	1:50.29
10. Alan Drosky	1984	1:50.63

1,500-METER RUN

1. Jim Schaper	1974	3:42.48
2. Tim Colas	1982	3:44.79
3. Alan Drosky	1984	3:45.79
4. H. Taylor	1976	3:47.14
5. Bob Crumie	1965	3:48.24
6. Tom Howe	1987	3:48.90
7. William Emase	2003	3:49.07
8. Tom Cronin	1993	3:49.12
9. Halston Taylor	1975	3:49.24
10. Frank Murno	1978	3:50.24

5,000-METER RUN

1. Tom Howe	1987	14:06.54
2. Ken Castello	1987	14:13.24
3. Bob Day	1975	14:16.14
4. Paul Laymon	1992	14:29.40
5. Jim Carey	1978	14:30.24
6. Tim Colas	1983	14:32.54
7. Mike Hedgecock	1990	14:33.20
8. Keith Gorski	1993	14:35.40
9. Rob Devlin	1986	14:41.74
10. Jim Karcanes	1991	14:41.90

10,000-METER RUN

1. Rob Devlin	1986	30:05.24
2. Leon Cook	1976	30:12.86
3. Keith Gorski	1992	30:23.88
4. Mark Cruz	1994	30:29.89
5. Paul Laymon	1989	30:52.20
6. Andy Bredfield	1990	31:09.05
7. Ted Fort	1990	31:17.70
8. Greg Wimer	1985	31:26.24
9. Mike Hedgecock	1991	31:27.50
10. Jim Carey	1978	31:34.24

Introduction

Coaches & Staff

Men's Team

Women's Team

The SEC

2006 Review

History & Records



110-METER HURDLES

1. Terrence Trammell	2000	13.19
2. Jason Richardson	2006	13.36w
3. Kenneth Ferguson	2003	13.53
4. Corey Taylor	2003	13.72
5. Frank Mensah	1994	13.77
6. Charles Ryan	2003	13.78
Terry Winston	1993	
8. Fred Townsend	2004	13.80
9. Gus Kirkland	1980	13.84
Bernie Allen	1974	

400-METER HURDLES

1. Kenneth Ferguson	2003	48.79
2. Tony Rambo	1982	48.90
3. Jason Richardson	2006	49.82
4. Anthony Bennon	1987	50.04
5. Thomas Hilliard	2006	50.55
6. David Arnold	1990	50.80
7. Marcus Phillips	1994	51.42
8. Ricky Griddine	1983	51.78
9. Robert Brooks	1990	51.89
10. Jarred Johnson	2001	51.91
Frank Mensah	1994	

3,000-METER STEEPLECHASE

1. Andy Foster	1988	8:57.96
2. Tom Cronin	1995	9:00.58
3. Leon Cook	1977	9:01.44
4. Mike Hedgecock	1989	9:03.79
5. Brad Herbster	1991	9:08.57
6. Paul Laymon	1993	9:10.90
7. Max Minter	1981	9:13.04
8. Mike Costello	1985	9:14.11
9. Jered Haag	1994	9:16.97
10. Steve Mance	2005	9:24.07

4x100-METER RELAY

1. Crenshaw, Trammell, Hackley, Howard	2000	38.45
2. Crenshaw, Trammell, Mays, Price	1999	38.92
3. Barrino, Law, Totton, Taylor	2002	39.01

4. Trammell, Bridges, Dempers, Price	1998	39.08
5. Totton, Howard, Crenshaw, Taylor	2001	39.19
6. Trammell, Price, Dempers, Williams	1998	39.27
7. Barrino, Totten, Law, Taylor	2002	39.31
8. Barrino, Totten, Law, Taylor	2002	39.36
9. Crenshaw, Trammell, Hackley, Price	1999	39.39
Bridges, Williams, Dempers, Trammell	1998	

4x200-METER RELAY

1. USC A	1999	1:21.94
2. Bridges, Williams, Price, Dempers	1998	1:23.04
3. Richardson, Durant, Dixon, Martin	2005	1:23.06
4. USC B	1999	1:23.70
5. USC A	2003	1:23.85
6. Coleman, Butts, Hilliman, Mattison	1982	1:24.20
7. Patterson, Bennon, Stoddard, Duckett	1987	1:25.21

4x400-METER RELAY

1. Law, Lekote, Harris, Fortenberry	2002	3:02.16
2. Ferguson Lekote, Fortenberry, Harris	2003	3:02.86
3. Law, Howard, Lekote, Harris	2001	3:04.36
4. Durant, Ferguson, Lekote, Harris	2003	3:04.66
5. Howard, Crenshaw, Lekote, Harris	2001	3:04.75
6. Hinnant, Hilliard, James, Richardson	2006	3:04.62
7. Singletary, Hackley, Howard, Pressley	2000	3:05.05
8. Crenshaw, Hackley, Howard, Pressley	2000	3:05.63
9. Mattison, Johnson, Butts, Rhodes	1982	3:06.16
10. Mattison, Johnson, Butts, Rhodes	1982	3:06.50

SPRINT MEDLEY RELAY

1. Price, Trammell, Dempers, Watts	1998	3:13.00
2. USC A - Lekote	2001	3:13.58
3. Barrino, Harris, Pressley, Lekote	2002	3:16.25
4. Durant, Martin, Richardson, Emase	2005	3:19.15
5. USC A - Lekote	2003	3:19.82
6. Small, Eidson, Harris, Kaczka	1974	3:20.04
7. Robinson, Williams, Price, Watts	1997	3:20.18
8. Griddine, Coleman, Rhodes, Drosky	1984	3:20.89
9. Bennon, Taylor, Patterson, Taylor	1986	3:21.24

4x800-METER RELAY

1. Sheley, J. Brown, D. Brown, J. Schaper	1974	7:24.94
2. Towle, Watts, Cronin, Bonner	1995	7:26.41
3. Towle, Swaetz, Goodwin, Bonner	1994	7:28.50
4. Cronin, Kerns, Swartz, Bonner	1993	7:32.69
5. Howe, Peddie, Kaczka, Eidson	1968	7:34.74

DISTANCE MEDLEY RELAY

1. D. Brown, Reid, J. Brown, Schaper	1974	9:39.34
2. Cronin, Watts, Bonner, Towle	1995	9:46.01
3. Bonner, Kerns, Swartz, Cronin	1993	9:52.91
4. USC	1976	9:59.50
5. Towle, Goodwin, Swartz, Cronin	1994	10:04.20
6. Kerns, Love, Bonner, Cronin	1991	10:12.02

4x1,500-METER RELAY

1. Bahura, Haire, Foster, Howe	1987	15:56.35
2. Cronin, Robinson, Karcanes, Herbster	1991	15:57.99
3. Robinson, Hart, Hedgecock, Foster	1989	15:59.61
4. Karcanes, Herbster, Robinson, Hedgecock	1991	16:00.90
5. Hart, Laymon, Hedgecock, Foster	1989	16:01.03

SHUTTLE HURDLE RELAY

1. Taylor, Townsend, Ryan, Ferguson	2003	53.94
2. Anderson, Johnson, Taylor, Trammell	2000	56.28
3. Mensah, Owens, Phillips, Winston	1993	56.31
4. Mensah, Winston, Phillips, Owens	1994	56.59

HIGH JUMP

1. Paul Wiechern	1988	7-3 1/4
2. Gus Kirkland	1981	7-2 3/4
3. Steve Wilson	1977	7-1 3/4
4. Marve Johnson	1983	7-1
5. Fred Townsend	2001	7-1
6. Lee Hughes	1999	7-0 1/4
7. Art Henson	1992	6-11
8. Steve Owens	1991	6-10 3/4
Phillipe Williams	1991	
10. Wade Brantley, Gary Brown	1986	6-10
	1979	

POLE VAULT

1. Chris Steddum	2002	17-7 3/4
2. Dale Gerke	1988	17-5 1/2
3. Darren Davis	1988	17-1 3/4
4. Dan McKenzie	2006	17-0 3/4
5. Jarad Farabee	2002	16-11
6. Patrick Tvarunas	1999	16-10 3/4
7. Trey Bell, Greg Royster	2005	16-6 3/4
Mike Lameier	2000	
10. Phillip Williams	1991	16-4 3/4

LONG JUMP

1. Tony Allmond	2004	27-4 3/4w
2. Greig Cryer	2006	25-9 1/4
3. Rolando Adams	1979	25-7
4. Phillip Williams	1991	25-2
5. Peter Edeh	1984	25-1
Sam Scott	1982	
7. Anthony Wood	1982	24-9 3/4
8. Ronn Adams	1976	24-8 1/2
9. Gus Kirkland	1980	24-6
10. Marcus Sutton	1993	24-4 1/4

TRIPLE JUMP

1. Ron Adams	1975	52-2
2. Marcus Sutton	1993	51-4 1/4
3. Greig Cryer	2006	51-4
4. Berle Stocks	1976	50-9
5. James Wilson	1982	50-8

6. Wade Brantley	1988	50-6 1/2
7. David Arnold	1990	50-4
8. Harry Skipper	1978	50-3
9. Anthony Wood	1982	50-2

SHOT PUT

1. Brad Snyder	1999	67-3 1/2
2. Kevin Mannon	1997	62-6 3/4
3. Ron Yarab	1981	61-2 1/2
4. Ron Willis	1994	61-0 3/4
5. Jeff Shalayda	1996	60-7 3/4
6. Jim Mitchell	2006	57-7
7. Adam Bishop	2003	57-3 1/2
8. John Poehlein	1987	56-7
9. Steve Gettel	1982	56-6 1/2
Billy McElveen	1976	56-6 1/2

DISCUS

1. Ryan Harrison	1999	196-10
2. Brett Murray	1994	194-11
3. Brad Snyder	1999	192-7
4. Art Swartz	1966	192-3
5. Chad Moreau	1995	189-0
6. Kevin Mannon	1997	188-4
7. Ron Willis	1994	187-3
8. Brook Antonio	2006	183-4
9. Ron Yarab	1981	175-6
10. Ron Sutherland	1977	175-0

HAMMER

1. John Stoikos	1995	222-4
2. Bert Sorin	1999	219-10
3. Kevin Mannon	1997	217-1
4. Ron Willis	1994	214-11
5. Brett Murray	1995	209-3
6. Ryan Harrison	1999	208-6
7. Mattias Ohlsson	1997	208-1
8. Glenn McAtee	1995	201-5
9. Brook Antonio	2006	198-6
10. Chad Moreau	1995	196-4

JAVELIN (OLD)

1. Lou DeChicchio	1975	242-5
2. Tom Chapman	1974	226-6
3. Ron Yarab	1981	224-0
4. Dick Bartulski	1956	217-8
5. John Madden	1981	216-0
6. Mike Cauley	1971	212-6
7. Don Brown	1965	209-9
8. James Jenkins	1967	202-10
9. Eric Eversole	1983	185-0

JAVELIN (NEW)

1. Jason LaBarbera	1997	237-4
2. Derek McMillian	1994	215-11
3. Patrick Keegan	1988	212-8
4. Scott Alsup	2003	206-2
5. Joe Schroeder	2006	205-0
6. Garry Martin	2003	199-6
7. Phillip Williams	1990	198-10
8. Bert Sorin	1997	197-4
9. Fred Townsend	2003	196-6
10. Ryan Harrison	1999	175-5

DECATHLON

1. Phillip Williams	1990	7,598
2. Wade Brantley	1988	7,406
3. Fred Townsend	2003	7,345
4. Steve Owens	1995	7,051
5. C.J. Anderson	2000	6,817
6. Greg Royster	2006	6,776
7. Erol Johnson	1984	6,690
8. Kent Harris	1988	6,686
9. Chris Machol	2001	6,679
10. Garry Martin	2003	6,667



Rolando Adams stands third in school history for the long jump. He earned All-America honors in the event following the 1979 outdoor season.

- Introduction
- Coaches & Staff
- Men's Team
- Women's Team
- The SEC
- 2006 Review
- History & Records

WOMEN'S TOP TIMES & MARKS



3,000-METER RUN

1. Tracey Capper	1994	9:43.62
2. Ivana Skaldana	1997	9:45.42
3. Liz Figlar	1996	9:46.95
4. Tanya Povey	1998	9:53.10
5. Sue McGhie	1993	9:54.10
6. Jenny Lake	2002	9:55.49
7. Joyce Peebles	1998	9:57.12
8. Alexis Fife	1991	9:57.70
9. Danielle Adams	1991	9:58.95
10. Dana Purser	1989	10:01.41

5,000-METER RUN

1. Sue McGhie	1994	16:42.83
2. Jenny Lake	2004	16:49.43
3. Tanya Povey	1998	16:58.87
4. Alexis Fife	1991	17:11.50
5. Danielle Adams	1994	17:24.58
6. Jill Savege	1994	17:31.35
7. Wilma DePiore	1989	17:35.30
8. Katie England	1999	17:37.94
9. Katie Orr	2000	17:41.53
10. Dana Purser	1989	17:45.50

10,000-METER RUN

1. Tanya Povey	1998	34:31.41
2. Lisa Monti	1995	36:07.90
3. Sue McGhie	1994	36:11.80
4. Jill Savege	1994	37:02.40
5. Katie England	1999	37:09.24
6. Wilma DePiore	1990	37:17.50
7. Danielle Adams	1990	37:21.58
8. Rachel Smith	2002	37:58.00
9. Gwen Sherwood	1990	38:03.76
10. Karen Wigal	2005	38:07.23

100-METER HURDLES

1. Ellakisha Williamson	2000	12.81
2. Jackie Madison	2000	12.92
3. Tiffany Ross	2005	12.99
Lashinda Demus	2004	
5. Ronnetta Alexander	2006	13.08
6. Antoinette Wilks	2003	13.45
7. Chiquita Martin	2006	13.39
8. Shevon Stoddart	2005	13.50
9. Kettiany Clarke	2006	13.52
10. Char Foster	1999	13.61

400-METER HURDLES

1. Lashinda Demus	2004	53.43
2. Shevon Stoddart	2005	54.47
3. Tiffany Ross	2005	54.56
4. Tacita Bass	2001	57.31
5. Ellakisha Williamson	1999	57.32
6. Tawana Watkins	2005	57.33
7. Chiquita Martin	2006	57.78
8. Char Foster	1999	57.89
9. Jackie Madison	2000	59.86
10. Rhody Williams	1995	59.95

3,000-METER STEEPLECHASE

1. Kinsey Eschenburg	2002	12:03.35
2. Jessica Smith	2006	12:04.71
3. Lauren Paige	2003	12:25.48
4. Mary Wright	2003	12:30.29
5. Caitlin McGroerty	2005	12:33.53

4x100-METER RELAY

1. Ross, Whipple, Joyce, Bailey	2003	42.83
2. Ross, Whipple, Joyce, Solomon	2005	43.00
3. Hastings, Nesbitt, Giles, Solomon	2006	43.09
4. Whipple, Washington, L. Barber, Bailey	2002	43.12
5. Nesbitt, Whipple, Joyce, Solomon	2005	43.40

6. M. Barber, L. Barber, Washington, Williamson	1999	43.44
7. Williams, Washington, M. Barber, L. Barber	2001	43.48
8. Carpenter, Whipple, Joyce, Solomon	2005	43.58
Joyce, Demus, Carpenter, Whipple	2004	
10. L. Barber, Barr, Washington, M. Barber	2000	43.65

4x200-METER RELAY

1. Bailey, M. Barber, Joyce, Whipple	2003	1:30.73
2. M. Barber, L. Barber, Lewis, Washington	2000	1:30.99
3. Smith, Whipple, Carpenter, Solomon	2005	1:31.57

4x400-METER RELAY

1. Washington, Ross, Bass, Demus	2002	3:26.46
2. Demus, Stoddart, Watkins, Smith	2004	3:27.19
3. Stoddart, Hastings, Ross, Smith	2005	3:27.22
4. Washington, Ross, Stoddart, Demus	2002	3:28.06
5. Ross, Stoddart, Watkins, Bailey	2003	3:28.25
6. L. Barber, M. Barber, Bass, Washington	2001	3:28.34
7. L. Barber, Washington, Williamson, M. Barber	2000	3:28.64
8. Bass, Demus, L. Barber, Washington	2002	3:29.10
9. Stoddart, Hastings, Watkins, S. Smith	2005	3:29.17
10. Ross, Stoddart, Watkins, Bailey	2003	3:30.19

SPRINT MEDLEY RELAY

1. Joyce, Carpenter, Martin, Shelton	2005	3:46.44
2. Howze, Brown, Smith, Shelton	2006	3:49.86

4x800-METER RELAY

1. Demus, Shelton, Watkins, Ramonene	2004	8:45.44
2. Hallmon, Williams, Howell, Brown	1998	8:56.46
3. Brown, Hallmon, Peebles, Davis	1999	8:59.16
4. USC	2004	9:02.21
5. Skladana, Brown, Howell, Hallmon	1998	9:05.26
6. USC	2004	9:11.10
7. Fife, Bertrand, Purser, Wyont	1990	9:16.02
8. Skladana, Davis, Peebles, Higgins	1998	9:22.74

DISTANCE MEDLEY RELAY

1. Capper, Figlar, Grey, Smith	1996	11:40.52
2. Eschenburg, Carpenter, Lewis, Lake	2002	11:53.28
3. Ramonene, King, Shelton, Rackow	2004	11:53.77
4. Figlar, Ferguson, Capper, McGhie	1993	11:54.11

4x1,500-METER RELAY

1. Purser, Wyont, Fife, Adams	1990	19:00.20
2. Skladana, Brown, Peebles, Davis	1998	19:17.55



South Carolina won the 4x400-meter relay at the 2000 NCAA Outdoor Championships with Lisa Barber, Miki Barber, Ellakisha Williamson and Demetria Washington. The team's time of 3:28.64 stands as the seventh best time in school history.

3. Adams, McGhie, Monti, Capper	1994	19:22.56
---------------------------------	------	----------

HIGH JUMP

1. Chelsea Hammond	2005	5-11 1/2
2. Julie Symonds	1994	5-8
3. Monica Bozenski	2006	5-7 1/4
4. Kettiany Clarke	2006	5-7
Antoinette Wilks	2002	
Jennifer Britz	1996	
7. Erin Narzinski	1998-99	5-6
Alicia Brunger	1995	
9. Kerry Moore	1997	5-4 1/4
10. Reanna Townsend	2005	5-3

POLE VAULT

1. Cheryl Terrio	2006	13-5 3/4
2. Kylene Nixon	1998	12-8 1/4
3. Lori Tvarakunas	2001	12-6
4. Vica Shobe	2006	12-5 1/2
5. Emily Pease	2006	11-11 3/4
Liza Todd	2006	
7. Rachel Farabee	2004	11-5 3/4
8. Becky Studebaker	1999	11-1 3/4
9. Marisa Garcia-Quintana	2005	11-0
10. Karlee Butler	2002	10-10

LONG JUMP

1. Chelsea Hammond	2004	21-6 3/4
2. Antoinette Wilks	2003	21-4 3/4
3. Kemesha Whitmire	2004	20-9 1/4
4. Erin Narzinski	1998	20-1 1/2
5. Rodena Barr	2000	19-11 1/2
6. Tasha Hughes	1994	19-9
7. Rashida Abdul-Malik	2002	19-7
8. Britney James	2006	19-6 3/4
9. Tacita Bass	2002	19-4 3/4
10. Dee Dee Fortman	1996	19-4

TRIPLE JUMP

1. Rodena Barr	2000	44-2
2. Kemesha Whitmire	2005	43-7
3. Rhashida Abdul-Malik	2004	42-6
4. Antoinette Wilks	2002	42-4 1/4
5. Dee Dee Fortman	1996	40-6 1/4
6. Reanna Townsend	2005	38-5
7. Jennifer Britz	1997	37-6

SHOT PUT

1. Crystal Brownlee	1997	56-8 1/2
2. Dawn Ellerbe	1997	54-9 1/2
3. Precious Akins	2006	53-0
4. Lisa Misipeka	1997	52-6 1/2
5. India Odum	2004	52-0
6. Michelle Fournier	1999	50-0 3/4

7. Leslie Coons	1994	49-4 1/4
8. Lynette Keppeler	2001	48-10 3/4
9. Keri Groover	2002	46-5 1/4
10. Mamee Groves	2000	45-3 3/4

DISCUS

1. Precious Akins	2006	185-9
2. Dawn Ellerbe	1997	183-8
3. Lisa Misipeka	1996	171-1
4. Keri Groover	2002	168-7
5. Alana Robinson	2000	168-6
6. Michelle Fournier	1999	167-2
7. Leslie Coons	1994	160-10
8. India Odum	2002	154-6
9. Mamee Groves	2000	152-5
10. Loren Thouvenot	1998	145-8

HAMMER

1. Lisa Misipeka	1998	213-3
2. Dawn Ellerbe	1997	210-2
3. Michelle Fournier	1999	206-3
4. Loren Thouvenot	1997	177-7
5. Candy Mitchell	1997	177-3
6. Precious Akins	2006	177-0
7. Aisha Grant	2002	174-1
8. Crystal Brownlee	1998	170-1
9. Lynette Keppeler	2001	170-0
10. Mamee Groves	2001	167-8

JAVELIN (OLD)

1. Candy Mitchell	1997	178-4
2. Leslie Coons	1994	168-1
3. Marcia Chmura	1996	167-5
4. Erin Narzinski	1997	152-10
5. Loren Thouvenot	1997	127-11

JAVELIN (NEW)

1. Candy Mitchell	2000	174-8
2. Erin Narzinski	1999	134-0
3. Katie Desin	2004	129-0
4. Heather Nisbit	2002	124-11
5. Chelsea Kaczmarek	2005	117-0
6. Loren Thouvenot	2000	111-3 3/4

HEPTATHLON

1. Erin Narzinski	1998	5,664
2. Tacita Bass	2001	5,634
3. Chelsea Hammond	2004	5,405
4. Antoinette Wilks	2003	5,337
5. Kettiany Clarke	2006	5,181
6. Reanna Townsend	2006	4,618
7. Chelsea Kaczmarek	2006	4,466

Introduction

Coaches & Staff

Men's Team

Women's Team

The SEC

2006 Review

History & Records



MEN'S LETTERWINNERS

Introduction

- AAA -		
Adkisson, James	2001-02	
Aiken, Benjamin	2000	
Almond, Tony	2003-04	
Alsop, Scott	2001-02-03-04	
Anderson, C.J.	1998-99-00-01	
Antonio, Brooke	2003-04-05	
Arnold, David	1990-91-92	

Coaches & Staff

- BBB -		
Baez, Johnny	2006	
Bahnra, John	1987	
Baltzegar, Stacy	1989-90	
Barrino, Duan	2002-03	
Beck, Travis	2002	
Bell, Trey (Hugh)	2003-04-05-06	
Bennon, Anthony	1986-87-88	
Benton, Jonathan	2005-06	
Bignell, Chad	1996-97-98	
Bishop, Adam	2000-03-04	
Blanton, J.	1995	
Bolton, Ray	1989	
Bonner, Adrian	1992-93-94-95	
Bowden, Al	1984-85-86	
Brantley, Wade	1986-87-88-89	
Bredfield, Andrew	1988-89	
Brady, Stephen (Travis)	1995-96-97-98	
Bridges, Corey	1996-97-98	
Brooke, Bryenton	1998	
Brooks, Robert	1989-90-91	
Brown, Raynord	1988	
Bryant, Michael	2000	
Burnett, Frankie	2002	
Butts, Harold	1983-84-85-86	
Bynum, Thomas	1984	

Men's Team

- CCC -		
Campbell, Earl	2002	
Capell, Scott	1990	
Carnes, David	1995-96-97-98	
Carroll, Liefert	1988-89	
Carroll, Matt	1999-00	
Charles, Joe	1998-99	
Clark, Edward	1992-93-94	
Coleman, Anthony	1983-84	
Cook, Jason	2005-06	
Costello, Mike	1984-85-86	
Costello, Ken	1984-85-86-87	
Cousin, Terry	1996-97	
Crenshaw, Clint	1999-00-01-02	
Cronin, Thomas	1992-93-94-95	
Cruz, Mark	1991-92-93-94	
Cryer, Greig	2003-04-05-06	
Cunningham, Shawn	2003-04-05-06	

Women's Team

- DDD -		
Davis, Darren	1990-91-92	
Davis, Nefron	1988	
Dempers, Riaan	1997-98-99-00	
Devlin, Rob	1986-87	
Deza, Luis	1986-87	

The SEC

- EEE -		
Eastrich, Edward	1983	
Edeh, Peter	1983-84	
Edwards, Thomas	1988-89	
Eiland, Deandre'	2001	
Elam, Brian	2001	
Emase, William	2003-04-05	
Eversole, Eric	1984-85-86	

2006 Review

- FFF -		
Farabee, Jared	1999-00-01-03	
Faulkner, Anthony	2004-05-06	
Ferguson, Kenneth	2003	
Ferguson, Robert	1987-88	
Fletcher, Lee	2002	
Flood, Derron	2004	
Foltz, Robert	1984	
Fort, Tedd	1990	
Fortenberry, Jonathan	2002-03-06	
Foster, Andrew	1986-87-88-89	
Foster, Samuel	1989	
Fowler, John Tracy	1984-85-86-87	
Frye, C.J.	2001	

History & Records

- GGG -		
Gerke, Dale	1985-86-87-89	
Goodwin, Chris	1993-94	
Gorski, Keith	1991-92-93-94	
Grant, Jeffrey	1985-86-87	
Grant, Jesse	1998-99	
Green, Charlie	1984	
Griddine, Rickey	1984	
Grosserode, Patrick	1999	

- HHH -		
Haag, Jared	1993-94	
Hackley, Jimmy	1999-00	
Haire, Steve	1986-87-88-89	
Hall, Keith (Jerry)	1996-97-98-99	
Hancock, Jonathan	2006	
Harris, Kent	1988-89-90-91-92	
Harris, Otis	2001-02-03-04	
Harrison, Ryan	1997-98-99	
Hart, Arno	1986-87-88-89	
Harvey, Alvin	1990	
Hedgecock, Michael	1988-89-90	
Heikkila, Jussi	2006	
Henry, Mario	1990	
Henson, Arthur	1989-90-91-92	
Herbster, Brad	1988-89-90	
Heyman, Eric	2006	
Hilliard, Thomas	2005	
Hillman, Dorrell	1983	
Hinnant, Keith	2005-06	
Hoffman, Matt	2005-06	
Hoffman, Michael	1987-88	

- III -		
Inman, Jerry	1990	

- JJJ -		
Jackamonis, Jason	2003-04	
Jackson, Anthony	1994	
Jackson, Martin	2002-03	
James, Chicaquoa	1998-99-00	
James, Jamil	2005-06	
Johannesmeyer, David	2005-06	
Johnson, Artis	1983-84	
Johnson, F.	1995	
Johnson, Jarred	1999-00-01-02	
Johnson, Karl	1987	
Johnson, Ricky	2003-04	
Jones, Joshua	1997-98-99	

- KKK -		
Karcanes, Jim	1990	
Keegan, Patrick	1987-88-89	
Keiber, Brad	2005-06	
Kennedy, Michael	2002	
Kerns, Ricky	1990	
Kerrigan, Martin	1998	
Killian, Tim	1984	
Kirk, Kevin	1987	
Kotik, Kris	1998	
Kratofil, Frank	1997-98-99-00	
Krawiecki, Sean	1999-00-01-02	

- LLL -		
LaBarbara, Jason	1996-97-98	
LaMotta, C.J.	1994-95-96-97-98	
Lameier, Michael	1997-98-99-00	
Lanier, Dean	1987	
Larcinese, Don	1986-1987-88	
Latney, Keith	1984-85-86-87	
Law, James	2001-02-03	
Lawrence, Chad	1991-92-93-94	
Laymon, Paul	1989-90	
Legonard, Chris	1986	
Lekote, Otukile	2001-02-03-04	
Leone, James	1985-86-87-88	
Lesnock, Trayer	2001	
Lewis, Thomas	2002-03	
Leyh, Sean	2004-05-06	
Lister, Glenn	1984	
Lloyd, Brian	2000	
Loper, Nick	2006	
Love, Christopher	1988-89-90	
Luster, Aaron	2003-04	
Lytte, Nick	2005-06	

- M -		
Morgan, M.	1995	
Howard, Josephus	2000	
Howe, Thomas	1986-87	
Howell, Mark	1998-99-00-01-02	
Hughes, Lee	1995-96-97-99	

MEN'S LETTERWINNERS



- MMM -

McAtee, G.	1995
McGill, Curt	2006
McKenzie, Dan	2004-05-06
McMillan, Derek	1994
McNair, Scott	1987-88
McPhail, R.	1995
McCarthy, Nulie	2006
Machemer, David	2002
Machol, Chris	1999-00-01
Madden, John	1985-86-87-88-89
Malott, Britton	1988-89-90
Mance, Steve	2003-04-05-06
Mannon, Kevin	1996-97
Martin, Gerry	1999-00-01-02-03
Martin, Rodney	2004-05
Mattison, Andrew	1983-84
Mays, Shah	1996-97-98-99
Mensah, Frank	1993-1994-95
Miller, Eddie	1988-89-90
Minsky, Jacob	2003-04-05
Mitchell, James	2003-06
Moore, Langston	2001
Moreau, Chad	1993-1994-95
Muhammad, Taqiy	2003-04
Murdock, O.J.	2006
Murphy, Michael	1984
Murray, Brett	1992-93-94-95

- NNN -

Nathasen, David	1983
Nayar, Rajiv	1987-88-89-90
Newman, Graham	1998-99-00
Nichols, Nickey	1990

- OOO -

O'Toole, Terry	1984
Ohlsson, Mattias	1997-98
Olijar, Stanislav	1999
Owens, Steve	1992-93-94-95

- PPP -

Page, James III	1993-94
Page, Lavon	1992-93-94
Patterson, Rodney	1986-87-88
Pennington, LaMonte	1998-99-00-01
Phillips, Marcus	1993-94-95
Poehlein, John	1985-86-87-88
Poling, Lance	1994-95
Pressley, Derek	2005-06
Pressley, Gerald	1999-00-01-02
Price, James	1997-98-99-00
Pryor, Jason	1997

- RRR -

Reid, C.	1995
Rhodes, Verlon	1984
Richardson, Jason	2005-06
Ricker, Shane	2001
Rimmer, Wayne	1989-90
Roberston, Mike	1998-99
Robinson, Brian	1988-89-90
Robinson, Christopher	1997-98
Robinson, Jerry	2000
Robinson, Marcus	1996-97
Robinson, William	1984-85-86-87
Roschick, E.	1995
Royster, Greg	2002-03-04-05
Ryan, Chalres	2003

- SSS -

Seto, Craig	1984
Schrick, Eric	1993
Schrieber, Matt	2002-03-04-05
Schroeder, Joe	2005-06
Shalayda, Jeffrey	1996-97-98
Sherman, Steve	1983-84
Singletary, Shamus	2000-01-02-03
Slack, Evan	2004-05-06
Smith, Carl	1989
Smith, Wade	1984
Smith, Wayne	1984
Snyder, Bradley	1996-97-98-00
Sorin, Alert	1996-97-98-99
Staub, Dustin	1996-97-98
Staub, Matt	2000-01
Steddum, Chris	2000-01-02-03
Stoddart, Nigel	1986-88-89-90
Stoikos, John	1994-95-96
Stone, James	2002

Sutton, Donald	1986-87-88-89
Swain, Ivan	1986
Swartz, Chris	1994-95

- TTT -

Taylor, Corey	2000-01-02-03
Taylor, Mark	1984-85-86-87
Taylor, Ollie	1984-85-86-87
Thomas, Dustin	2001
Tiernan, Scott	2003
Toole, David	1990
Totton, Andre	2001-02
Towle, Ted	1994-95
Townley, D.	1995-96
Townsend, Fredrick	2001-02-03-04
Trammell, Terrence	1998-99-00
Trout, Tyler	2004-05-06
Tvarkunas, Patrick	1997-98-99-00

- VVV -

Valentine, George	1985-86
Vanderbrink, Chris	2000
Vicellio, Anthony	2002

- WWW -

Watts, Marvin	1995-96-97-98
Wiechern, Paul	1986-87-88-89-90
Williams, Daniel	2005-06
Williams, Jamaal	1996-97-98-99
Williams, Phillippe	1988-89-90
Willis, Ron	1991-92-93-94
Wilson, Trace	2002
Wimer, Greg	1983-84
Winston, Terry	1993-94
Wolferd, Marlin	1990
Wood, Anthony	1986-87-88-89

- YYY -

Yarab, Ronald	1983-84
Yocum, Ben	2001-02-03

- ZZZ -

Zaycek, David	2005-06
---------------	---------

Note: This list was originally compiled in December 2006 and includes athletes who competed in spring 1983 to the present. The media relations office is continuing to research individuals who lettered in track and field prior to 1983. Any person with additional information is encouraged to contact the media relations office at (803) 777-5204.



Riaan Dempers earned an All-America certificate during the outdoor season in 1998 as a member of South Carolina's 4x100-meter relay team. He was a four-year letterwinner from 1997 to 2000.

Introduction

Coaches & Staff

Men's Team

Women's Team

The SEC

2006 Review

History & Records



WOMEN'S LETTERWINNERS

- AAA -

Abdul-Malik, Rashida	2002-03-04
Adams, Danielle	1990-91-92-93
Akins, Precious	2004-05-06
Alexander, Ronnetta	2004-05-06

- BBB -

Bailey, Aleen	2002-03
Barber, Lisa	1999-00-01-02
Barber, Miki	1999-00-01-02-03
Barr, Rodena	1997-98-99-00
Barry, Mary Claire	1995-96-97
Bass, Tacita	1999-00-01-02
Behrns, Nicole	2001-02
Bertrand, Marielle	1990-92-93
Bozenski, Monica	2003-04-05-06
Breves, Nicole	2004-05-06
Britz, Jennifer	1996-97-98
Brown, Kristina	1997-98-99-00
Brown, Nikeshia	2005-06
Brownlee, Crystal	1994-95-96-97-98
Brunger, Alicia	1995
Bryenton, Brooke	1998
Butler, Karlee	2000-01-02

- CCC -

Campbell, Nikki	2002
Capper, Tracy	1993-94-95-96
Carpenter, Khalliah	2002-03-04-05
Chain, Rebecca	2005-06
Christianson, Abbie	2005
Chumra, Marcia	1994-95-96
Clarke, Kettiany	2006
Clemmons-James, Camille	2005
Coons, Leslie	1994-95
Cruse, Ashley	2004-05-06
Curtis, Kayla	2006

- DDD -

Dailey, Criston	2002
Daniels, Keshawn	1995-96
Davis, Kim	1993
Davis, Maggie	2005
Davis, Sarah	1999-00-01
Demus, Lashinda	2002-03-04
DePiore, Wilma	1989-90-91
Desin, Katherine	2003-04

- EEE -

Ellerbe, Dawn	1993-94-95-96-97
England, Katie	1999-00-01
Eschenburg, Kinsey	2001-02
Evans, Johanna	1999

- FFF -

Farabee, Rachel	2003
Ferguson, Lisa	1993
Fife, Alexis	1989-90-91
Figlar, Liz	1993-94-95-96
Fitzgerald, Eileen	1993
Fortman, Dee Dee	1996-97
Fournier, Michelle	1998-99
Foster, Char	1999
Franklin, Danielle	2006

- GGG -

Gambrell, Erica	1996
Garcia-Quintana, Marisa	2004-05-06
Giles, Faraigh	2005-06
Gist, Jacqueline	1991
Gordon, Karen	1994
Graham, Caitlin	2006
Grant, Aisha	2000-01-02
Greaves, Sonya	1998
Green, Jacobia	1996-97-98-99
Grey, LaRae	1996-97
Griffin, Sheneka	2000-01
Groover, Keri	2002-03-04-05
Groves, Mamee	2000-01-02-03

- HHH -

Hadley, Nina	1991
Hadwin, Sara	1999-00-01
Hallmon, Andrea	1998-99-00-01
Hammond, Chelsea	2002-03-04-05
Harrill, Lauren	2006
Hastings, Natasha	2005-06
Higgins, Suzanne	1994-95-96-97
Howell, Charmaine	1997-98
Howze, Dishari'ck	2005-06
Hughes, Tasha	1994

- III -

Irvin, Sally	2003-04
--------------	---------

- JJJ -

James, Brittney	2006
Jaynes, Lauren	2005-06
Johnson, Lorraine	1993
Joyce, Alexis	2002-03-04-05

- KKK -

Kaczmarek, Chelsea	2004-05-06
Keeter, Elizabeth	2001-02-03
Kelley, Claire	1996
Kendrick, Nicole	2003-04
Keppeler, Lynette	1998-99-00-01
King, Monica	2004-05-06
Kouvolo, Leslie	2001
Kroger, Kristen	1993

- LLL -

Lake, Jenny	2002-03-04-05
Lewis, Bailey	2006
Lewis, Mechelle	1999-00-01-02
Lewis, Mikisha	1999-00-01-02

- MMM -

Madison, Jacqueline	1998-99-00-01
Martin, Chiquita	2004-05-06
McGhie, Sue	1990-91-93-94
McGroerty, Caitlin	2005-06
McPhetridge, Emily	2006
Misipeka, Lisa	1994-95-96-97-98
Mitchell, Candy	1996-97-99-00
Monti, Lisa	1994-95-96
Moore, Kerry	1996
Mudd, Christine	2004-05-06

- NNN -

Narzinski, Erin	1996-97-98-99
Nesbitt, Amberly	2005-06
Nisbet, Heather	2002
Nixon, Kylene	1998-99-00
Noisette, Tijuanna	1996
Norman, CaAdrian	2006

- OOO -

Odum, India	2001-02-03-04
Orr, Katie	2000-01
Ostein, Casey	2006

- PPP -

Padula, Karen	1997-98-99-00
Paige, Lauren	2003
Pease, Emily	2005-06
Peebles, Joyce	1997-98-99-00
Petrov, Anna	2006
Povey, Tanya	1998
Powell, Shontel	2000-01
Purdy, Alicia	1995
Purser, Dana	1989-90-91

- RRR -

Rabun, Callie	2005-06
Rackow, Tristan	2004-05
Ramomene, Boikhutso	2003-04
Reale, Julie	2004-06
Regensburg, Laura	2006
Reynolds, DeKesha	1993
Robers, Megan	2006
Robinson, Alana	1999-00-01
Robinson, Sharita	1998-99
Roe, Kathryn	1995-96
Ross-Williams, Tiffany	2002-03-04-05
Ruppert, Caroline	2003-04

- SSS -

St. Peter, Jill	1989-90-91-92
Sanderson, Donna	1993
Savege, Jill	1994
Sawers, Jessica	2004
Scott, Erica	1997-98
Shayer, Alyse	2006
Shelton, Shay	2003-04-05-06
Sherwood, Gwen	1989-90-91
Shobe, Vica	2006
Singletary, Sara	1993-94
Skladana, Ivana	1997-98
Slutzky, Danielle	1993-94
Smith, Deanna	1994-95-96-97
Smith, Jessica	2005-06
Smith, Katrina	1995
Smith, Rachel	1999-00-01-02
Smith, Stephanie	2004-05-06
Solomon, Shalonda	2005-06
Sox, Abby	2000-01-02
Stoddart, Shevon	2002-03-04-05
Studebaker, Becky	1998-99
Symonds, Julie	1993-94

- TTT -

Tarabee, Rachel	2002-03-04
Terrio, Cheryl	2003-04-05-06
Thomas, Takoya	2000-01
Thouvenot, Loren	1996-97-98-99-00

Todd, Liza	2006
Townsend, Reanna	2004-05-06
Tvarkunas, Lori	2000-01-02-03

- UUU -

Utsey, Mary Claire	2002-03-04
--------------------	------------

- VVV -

Vieira, Salina	1997
Vignos, Jackie	2005-06

- WWW -

Walker, Keli Jo	2002-03-04
Walters, Beth	1991-92
Warren, Beneatha	1995
Washington, Carmen	1999
Washington, Demetria	1999-00-01-02
Washington, Qualenda	2002
Watkins, Tawana	2003-04-05-06
Whipple, Erica	2002-03-04-05
Whitmire, Kemesha	2003-04-05-06
Wigal, Karen	2004-05-06
Wike, Amy	2005-06
Wilks, Antoinette	2000-01-02-03
Williams, Allison	2000-01
Williams, Kanisa	1998-99-00-01
Williams, Rhody	1994-96-97
Williams, Tonique	1997-98
Williamson, Ellakisha	1999-00
Wilson, Lauren	1999-00
Woods, Becky	2006
Wright, Mary	2001-02-03-04
Wyont, Shannon	1989-90-91



Demetria Washington received 21 All-America certificates, won one individual NCAA title and was a member of five NCAA champion relay teams.