

All-Time Letterwinners

A

Adams, Leslie..... 1990-91
 Agee, Stacy..... 1987-88-89-90
 Ahern, Maureen..... 1978-79-80-81
 Anderson, Anne..... 1981
 Anderson, Susan..... 1987-88
 Ashburn, Shirley..... 1980-81

B

Baggetta, Adriana..... 1999-00-01-02
 Ballard, Charity..... 1990-91-92-93
 Barnes, Jessica..... 2006
 Baxter, Robin..... 1982-83-84-85
 Beall, Andrea..... 1989-90-91-92
 Beers, Nikki..... 1996-97-98-99
 Berdis, Kathleen..... 1987-88
 Booth, Holly..... 1980-81
 Brown, Sky..... 1995-96-97-98
 Burdell, Star..... 1978-79-80-81
 Burton, Shirley..... 1982-83-84-85
 Butera, Jae..... 1982-83-84

C

Call, Louann..... 1982
 Cannon, Shani..... 1992-93-94-95
 Collett, Beth..... 1993-94-95-96
Conwell, Sarah..... 2008
 Cornett, Meghan..... 2002-03-04-05
 Coulter, Melissa..... 1982-83-84
 Crane, Nancy..... 2001-02-03-04
 Culver, Heather..... 1999-00
 Curtis, Amber..... 2001-02-03-04

D

DaCruz, Lisa..... 1984-85-86-87
 Dammer, Christie..... 1994
 Dammer, Kelly..... 1995-96-97
Davis, Cagney..... 2007-08
 Davis, Jennifer..... 1993-94-95-96
 Dellosa, Michelle..... 1988-89-90-91
 DeRose, Dawn..... 1985
 Diemer, Chris..... 1983-84-85
 DiRupo, Marianne..... 1986-87-88-89
 Donohoo, Megan..... 1998-99-00-01
 Dufficy, Pat..... 1982-83
 Dutton, Robin..... 1989

E

Elliott-Hoshour, Carrie..... 1995-96-97-98
 Evanina, Tanya..... 1990-91-92-93
 Evans, Kim..... 2000-01-02-03

F

Farr, April..... 1993-94-95-96
 Feaster, Lorraine..... 1982
 Fredericks, Carri..... 1994-95
 Fittro, Jodi..... 2000-01-02-03
 Fuller, Laurie..... 1979-80-81
 Fulmer, Dana..... 1992-93-94-95
Fulmer, P.J..... 2008

G

Gareis, Darlene..... 1992-93-94-95
 Genovese, Adrienne..... 1998-99-00-01
Gogreve, Cassie..... 2008
 Granteed, Michelle..... 1993

Gregg, Shannon..... 1985-86-87-88
 Grotheer, Kelly..... 1986-87-88-89

H

Hall, Kristin..... 2002-03-04-05
 Hall, Sondra..... 1997-98-99-00
 Hamilton, Christie..... 2006
 Harper, Joni..... 1986
 Heathcock, Diane..... 1996
 Hendon, Melissa..... 2007-08
 Henning, Andrea..... 1986
 Henkes, Melanie..... 2003-04-05-06
 Huggins, Terri..... 1986-87 1990-91
 Hughes, McKenna..... 2004-05-06-07
 Hutchins, Kristi..... 2005-06

J

Jabs, Heather..... 1988
 James, Lindi..... 1981-82-83-84
 Jenkins, Beth..... 1987-88
 Jennings, Samantha..... 2001-02-03-04
 Johnson, Aleca..... 2002-03-04-05
 Johnson, Michelle..... 1991
 Johnson, Stacey..... 2001-02-03-04
 Johnson, Trinity..... 1995-96-97
 Jones, Laurie..... 1980
 Jordan, Joni..... 1984
 Josker, Jessica..... 2005-06-07-08

K

Kaiser, Kristie..... 1987
 Kirkland, Kelley..... 1989-90-91
 Kish, Diane..... 1981-82-83-84
 Koenig, Gretchen..... 1985-86-87-88
 Kordonowy, Kris..... 1989-90-91-92
 Krohn, Lynn..... 1984-86-87

L

Lamb, Bernadette..... 1993
 Lantieri, Dawn..... 1990-91-92-93
 Laskowski, Cheri..... 1989-90-91-92
 Lear, Angie..... 1988-89-90-91
 Lee, Chanda..... 1994-95-96-97
 Letak, Mandy..... 1999
 Long, Cindy..... 1983-84-85
 Longo, Lisa..... 2005-06-07-08
 Love, Tami..... 1980
 Lowery, Darlene..... 1983-85-87
 Lyons, Amy..... 1980-81-82-83
 Lyons, Carrie..... 1993-95-96-97

M

Manley, Charlene..... 1989
 Marsh, Caitlin..... 2007
 Martin, Tori..... 2007
 Martinez, Becky..... 2005-06-07-08
 Matthew, Kathy..... 1986-87-88-89
 Matthews, Megan..... 1999-00-01-02
 McAlister, Marci..... 1984
 McClellan, Patti..... 1978-79-80-81
 McCutcheon, Kendra..... 1996-97, 1999-00
 McDaniel, Anna..... 2005-06
 McMillin, Joyce..... 1998-99-00-01
Mendes, Laura..... 2008
 Morrison, Kate..... 2000-01

N

Norem, Darcy..... 2004-05-06
 Norman, Stephanie..... 2005

P

Parker, Debie..... 1992-93-94-95
Payne, Ashton..... 2006-07-08
 Person, Margaret..... 2004-05-06
 Peters, Karri..... 1997-98
 Pietro, Kim..... 1996-97-98-99
 Plew, Tina..... 1994-95-96-97
 Popowski, Tricia..... 1988-89-90-91
 Pouliot, Kate..... 2005-06-07-08

Q

Quinones, Danielle..... 2000-01-02-03

R

Reed, Toinette..... 1991-92-93-94
Robinson, Krystle..... 2008
 Rogers, Tia..... 2002-03-04
 Rohr, Debbie..... 1980-81-82-83
 Rossilli, Vona..... 1985-86
 Russian, Sam..... 1999

S

Sacco, Jennifer..... 1984
 Sanchelli, Karen..... 1985-86-87-88
 Sandel, Melissa..... 2001-02-03-04
 Saunders, Linnea..... 1980-81
 Schoonmaker, Chrissy..... 2004-05-06, 2008
 Schultze, Kim..... 1997-98-99-00
Semento, Jill..... 2008
 Senn, Fran..... 1980-81
 Shealy, Lynn..... 1980
 Sheridan, Kim..... 1993-94-95-96
 Sikole, Dena..... 1985-86
 Smith, Ashley..... 2003-04-05-06
 Smith, Sonya..... 1981-83-84-85
 Sparks, Paula..... 1980
 Sproule, Sue..... 1987

T

Thompson, Dissy..... 1982
 Tootle, Tiff..... 1990-91-92-93
 Troesh, Debralee..... 2000-01-02-03
 Troesh, Leanna..... 1997-98-99

V

Vena, Bonnie..... 1979-80
Voigt, Adele..... 2007-08

W

Walker, Lindsay..... 2007-08
 Wallace, Cindy..... 1980-81
 Waters, Jama..... 1985-86-87
Wetherbee, Jacqueline..... 2006-07-08
 Wierzbicki, Whitney..... 2005-06-07-08
 Williams, Jamie..... 1996, 1998-99-00

Z

Zimmerman, Jana..... 1990-91-92

* *Italics indicates current player*



Team General - Season

| | |
|--------------------------|--------------------|
| Games | 74 (1995) |
| Wins | 63 (1997) |
| Consecutive Wins | 38 (1997) |
| Losses | 30 (2006) |
| Consecutive Losses | 10 (2008) |
| Ties | 3 (1985) |
| Best Won/Lost Record... | 63-5, .926 (1997) |
| Worst Won/Lost Record... | 21-26, .447 (2008) |

Team Batting - Season

| | |
|----------------------------|--------------|
| Batting Average | .312 (1996) |
| Runs | 329 (1992) |
| At Bats | 1,955 (1995) |
| Hits | 571 (1992) |
| Singles | 457 (1992) |
| Doubles | 95 (1995) |
| Triples | 42 (1994) |
| Home Runs..... | 38 (2003) |
| RBI..... | 257 (1988) |
| Stolen Bases..... | 87 (1995) |
| Sacrifices | 117 (1997) |
| Walks | 173 (1992) |
| Most Times Struck Out..... | 356 (2007) |
| Hit by pitches..... | 25 (2008) |

Team Pitching - Season

| | |
|----------------------------|----------------|
| Shutouts | 43 (1997) |
| Consecutive Shutouts | 9 (1982) |
| No-hitters..... | 9 (1997) |
| Complete Games..... | 55 (1990,1994) |
| Innings Pitched | 506 (1995) |
| Hits Allowed..... | 389 (1992) |
| Fewest Hits Allowed | 132 (1987) |
| Runs Allowed..... | 207 (2005) |
| Fewest Runs Allowed | 38 (1987) |
| Lowest ERA | 0.49 (1983) |
| Highest ERA | 3.01 (2005) |
| Walks Allowed | 132 (2005) |
| Strikeouts | 546 (1997) |
| Hit Batters..... | 32 (2000) |

Team Fielding - Season

| | |
|--------------------------------|-----------------|
| Highest Fielding Percentage... | .978 (1989) |
| Lowest Fielding Percentage .. | .933 (1994) |
| Total Chances | 2,199 (1995) |
| Putouts | 1,518 (1995) |
| Assists | 670 (1991) |
| Errors | 147 (1994) |
| Fewest Errors..... | 31 (1982) |
| Double Plays..... | 21 (2003, 2007) |

Individual Batting - Season

| | |
|-----------------------|----------------------------|
| Batting Average | .494, Tiff Tootle (1992) |
| Runs Scored | 72, Tiff Tootle (1992) |
| Hits | 123, Tiff Tootle (1992) |
| Singles | 120, Tiff Tootle (1992) |
| Doubles | 21, Tina Plew (1995) |
| Triples | 15, Tricia Popowski (1991) |
| Home Runs.... | 11, McKenna Hughes (2007) |
| RBI..... | 61, Dana Fulmer (1992) |
| Sacrifices | 23, Chanda Lee (1997) |
| Stolen Bases..... | 51, Tiff Tootle (1992) |
| Walks | 40, Dana Fulmer (1995) |

Strikeouts ... 59, Jacqueline Wetherbee (2006)

| | |
|-----------------------------|--------------------------------|
| Longest Hitting Streak..... | 32 games, Kim Pietro (1998-99) |
| Games Played | 74, Tina Plew (1995) |

Individual Pitching - Season

| | |
|---------------------|------------------------------|
| Shutouts | 24, Trinity Johnson (1997) |
| Perfect Games.. | 3, Trinity Johnson (1997) |
| No-hitters..... | 6.5, Trinity Johnson (1997) |
| Games Pitched | 57, Megan Matthews (1999) |
| Games Started | 41, Megan Matthews (2000) |
| Complete Games... | 37, Megan Matthews (2000) |
| Wins | 34, Trinity Johnson (1997) |
| Losses | 19, Melissa Hendon (2007) |
| Inn. Pitched..... | 311.0, Megan Matthews (2000) |
| Hits Allowed..... | 237, Megan Matthews (2000) |
| Runs Allowed..... | 92, Kate Pouliot (2005) |
| Lowest ERA.. | 0.10, Darlene Lowery (1983) |
| Walks Allowed | 63, Megan Matthews (1999) |
| Strikeouts | 399, Trinity Johnson (1997) |
| SO per 7 inn..... | 11.5, Trinity Johnson (1997) |
| Hit Batters..... | 22, Christie Hamilton (2006) |

Individual Fielding - Season

| | |
|----------------------|-----------------------------|
| Highest Fldg. %..... | .996, Meghan Cornett (2004) |
| Total Chances | 560, Meghan Cornett (2003) |
| Putouts | 523, Meghan Cornett (2003) |
| Assists | 187, Marianne DiRupo (1989) |
| Errors | 33, Chanda Lee (1994) |
| Double Plays .. | 19, Meghan Cornett (2003) |

Team Batting - Game

| | |
|------------------------------|------------------------------------|
| Runs | 41, vs. Coker (1975) |
| Hits | 29, vs. Coppin State (1996) |
| Doubles | 11, vs. Coppin State* (1996) |
| Triples | 4, vs. Indiana (1994) |
| Home Runs.... | 6, vs. S. Dakota St. (2005) |
| RBI..... | 25, vs. Coppin State (1996) |
| Strikeouts | 18, vs. Florida State (2004) |
| Consecutive Baserunners..... | 13, vs. Charleston Southern (1993) |

* NCAA Record

Team Pitching - Game

| | |
|----------------------|------------------------|
| Innings Pitched..... | 17 vs. UCLA (1983) |
| Strikeouts | 22, vs. Indiana (1985) |
| Walks | 9, vs. Kentucky (2006) |

Team Fielding - Game

| | |
|------------------|---------------------------------|
| Total Chances... | 49, vs. Georgia (4/14/2007) |
| Putouts | 33, vs. Alabama (2001) |
| Assists | 19, vs. Miss. State (3/17/2002) |
| Errors | 6, vs. Georgia (4/6/2005) |

Individual Batting - Game

| | |
|-------------------|--|
| Runs Scored | 4, six times, most recent: McKenna Hughes vs. C. Carolina (2004) |
| Hits.. | 5, Sky Brown vs. Coppin State (1996) |
| Doubles | 3, Ashley Smith at Alabama (4/17/2004) |
| Triples | 2, Jessica Josker vs. Southeastern Louisiana (2/19/2005) |
| | 2, Dana Fulmer vs. UMass (1995) |
| | 2, Kim Pietro vs. North Carolina (1998) |
| Home Runs | 2, many times, most recent: McKenna Hughes vs. Fla. State (2/17/2007) |
| RBI .. | 8, Sky Brown vs. Coppin State (1996) |
| Stolen Bases..... | 4, Tiff Tootle vs. Wright State (1992) |
| Walks | 4, three times, most recent: Samantha Jennings vs. Miss. St. (3/16/2002) |
| Strikeouts | 4, five times, most recent: Jessica Josker vs. Mississippi (4/26/08) |
| Sacs | 3, Lindsay Walker at Kentucky (3/29/08) |
| | 3, Stacy Agee vs. Cal-St. Ful. (1987) |
| | 3, Kim Schultze vs. Georgia (1998) |

Individual Pitching - Game

| | |
|--------------------------|---|
| Innings Pitched..... | 17, Darlene Lowery vs. UCLA (1983) |
| Strikeouts (10 inn.).... | 22, Darlene Lowery vs. Indiana (1985) |
| Strikeouts (7 inn.)..... | 18, Trinity Johnson vs. Nicholls State (1995) |
| Walks | 9, Jessica Barnes vs. Kentucky (3/19/2006) |

Individual Fielding - Game

| | |
|--------------------|--|
| Total Chances..... | 20, McKenna Hughes at Fla. Atlantic (2/10/2007) |
| Putouts | twice, 19, McKenna Hughes at Fla. Atlantic (2/10/2007) |
| | 19, Tina Plew vs. Indiana (1997) |
| Assists | 9, Chrissy Schoonmaker vs. Georgia (4/7/2004) |
| Errors...3, | April Farr, vs. Florida State (1996) |
| | 3, Kim Schultze, vs. Georgia Tech (1997) |



Career Batting Records

Games Played

| | | | |
|----|-----|------------------|-----------|
| 1. | 268 | Dana Fulmer | 1992-95 |
| 2. | 263 | Kim Schultze | 1997-2000 |
| 3. | 262 | Tina Plew | 1994-97 |
| 4. | 254 | Jodi Fittro | 2000-03 |
| | 254 | Joyce McMillian | 1997-2000 |
| 6. | 253 | Chanda Lee | 1994-97 |
| 7. | 252 | Andrea Beall | 1989-92 |
| 8. | 246 | Dawn Lantiere | 1990-93 |
| 9. | 245 | Debralee Troesh | 2000-03 |
| | 245 | Shani Cannon | 1992-95 |
| | 245 | Tricia Popowski | 1988-91 |
| | 245 | Michelle Dellosa | 1988-91 |

At Bats

| | | | |
|-----|-----|------------------|-----------|
| 1. | 838 | Tina Plew | 1994-97 |
| 2. | 826 | Dana Fulmer | 1992-95 |
| 3. | 813 | Tiff Tootle | 1990-93 |
| 4. | 805 | Tricia Popowski | 1988-91 |
| 5. | 784 | Michelle Dellosa | 1988-91 |
| 6. | 766 | Andrea Beall | 1989-92 |
| 7. | 750 | Joyce McMillian | 1998-2001 |
| 8. | 741 | Dawn Lantiere | 1990-93 |
| 9. | 735 | Jodi Fittro | 2000-03 |
| 10. | 725 | Debralee Troesh | 2000-03 |

Runs

| | | | |
|-----|-----|-----------------|-----------|
| 1. | 207 | Tiff Tootle | 1990-93 |
| 2. | 193 | Tina Plew | 1994-97 |
| 3. | 192 | Tricia Popowski | 1988-91 |
| 4. | 186 | Dana Fulmer | 1992-95 |
| 5. | 158 | Chanda Lee | 1994-97 |
| 6. | 155 | Toinette Reed | 1991-94 |
| 7. | 135 | Kim Pietro | 1996-99 |
| 8. | 133 | Stacy Agee | 1987-90 |
| 9. | 131 | Joyce McMillian | 1998-2001 |
| 10. | 129 | Shani Cannon | 1992-95 |

Hits

| | | | |
|-----|-----|------------------|-----------|
| 1. | 351 | Tiff Tootle | 1990-93 |
| 2. | 304 | Dana Fulmer | 1992-95 |
| 3. | 293 | Tina Plew | 1994-97 |
| 4. | 279 | Tricia Popowski | 1988-91 |
| 5. | 251 | Michelle Dellosa | 1988-91 |
| 6. | 231 | Joyce McMillian | 1998-2001 |
| 7. | 227 | Kim Pietro | 1996-99 |
| 8. | 223 | Toinette Reed | 1991-94 |
| 9. | 217 | Meghan Cornett | 2002-05 |
| 10. | 195 | Debralee Troesh | 1999-2003 |

Doubles

| | | | |
|-----|----|-----------------|-----------|
| 1. | 57 | Tina Plew | 1994-97 |
| 2. | 55 | Kim Pietro | 1996-99 |
| 3. | 51 | Tricia Popowski | 1988-91 |
| 4. | 50 | Joyce McMillian | 1998-2001 |
| 5. | 49 | Dana Fulmer | 1992-95 |
| 6. | 40 | Meghan Cornett | 2002-05 |
| 7. | 39 | McKenna Hughes | 2004-07 |
| | 39 | Debralee Troesh | 1999-2003 |
| 9. | 38 | Karen Sanchelli | 1985-88 |
| 10. | 36 | Andrea Beall | 1989-92 |

Triples

| | | | |
|----|----|---------------------|---------------------|
| 1. | 51 | Tricia Popowski | 1988-91 |
| 2. | 37 | Tina Plew | 1994-97 |
| 3. | 36 | Dana Fulmer | 1992-95 |
| 4. | 12 | Ashton Payne | 2006-present |
| | 12 | Kim Pietro | 1996-99 |
| | 12 | Michelle Dellosa | 1988-91 |
| 7. | 10 | Joyce McMillian | 1998-2001 |
| | 10 | Karen Sanchelli | 1985-88 |
| 9. | 9 | Jana Zimmerman | 1990-92 |
| | 9 | Marianne DiRupo | 1986-89 |
| | 9 | Shirley Burton | 1982-85 |

Home Runs

| | | | |
|----|----|-------------------|-----------|
| 1. | 33 | McKenna Hughes | 2004-07 |
| 2. | 24 | Joyce McMillian | 1998-2001 |
| 3. | 20 | Tricia Popowski | 1988-91 |
| 4. | 18 | Meghan Cornett | 2002-05 |
| | 18 | Dana Fulmer | 1992-95 |
| 5. | 17 | Ashley Smith | 2003-06 |
| 6. | 15 | Samantha Jennings | 2001-04 |
| | 15 | Tina Plew | 1994-97 |
| 8. | 14 | Kim Pietro | 1996-99 |
| 9. | 12 | Adrianna Baggetta | 1999-2002 |
| | 12 | Jana Zimmerman | 1990-92 |

Batting Average (Min. 300 AB)

| | | | |
|-----|------|------------------|---------|
| 1. | .432 | Tiff Tootle | 1990-93 |
| 2. | .368 | Dana Fulmer | 1992-95 |
| 3. | .361 | Shirley Burton | 1982-85 |
| 4. | .350 | Karen Sanchelli | 1985-88 |
| 5. | .350 | Tina Plew | 1994-97 |
| 6. | .348 | Kim Pietro | 1996-99 |
| 7. | .347 | Chanda Lee | 1994-97 |
| 8. | .347 | Tricia Popowski | 1988-91 |
| 9. | .320 | Michelle Dellosa | 1988-91 |
| 10. | .314 | Toinette Reed | 1991-94 |

On-Base Percentage (Min. 300 AB)

| | | | |
|-----|------|-------------------|-----------|
| 1. | .467 | Tiff Tootle | 1990-93 |
| 2. | .434 | Dana Fulmer | 1992-95 |
| 3. | .430 | Tricia Popowski | 1988-91 |
| 4. | .416 | Kim Pietro | 1996-99 |
| 5. | .405 | Karen Sanchelli | 1985-88 |
| 6. | .400 | Joyce McMillian | 1998-2001 |
| 7. | .382 | Chanda Lee | 1994-97 |
| 8. | .379 | Toinette Reed | 1991-94 |
| 9. | .373 | Tina Plew | 1994-97 |
| 10. | .365 | Adrianna Baggetta | 1999-2002 |

Slugging Percentage (Min. 300AB)

| | | | |
|-----|------|-------------------|-----------|
| 1. | .611 | Tricia Popowski | 1988-91 |
| 2. | .580 | Dana Fulmer | 1992-95 |
| 3. | .560 | Tina Plew | 1994-97 |
| 4. | .533 | Kim Pietro | 1996-99 |
| 5. | .512 | Karen Sanchelli | 1985-88 |
| 6. | .497 | Joyce McMillian | 1998-2001 |
| 7. | .479 | McKenna Hughes | 2004-07 |
| 8. | .475 | Tiff Tootle | 1990-93 |
| 9. | .458 | Meghan Cornett | 2002-05 |
| 10. | .426 | Adrianna Baggetta | 1999-2002 |

Runs Batted In

| | | | |
|-----|-----|------------------|-----------|
| 1. | 199 | Dana Fulmer | 1992-95 |
| 2. | 172 | Tina Plew | 1994-97 |
| 3. | 140 | Tricia Popowski | 1988-91 |
| 4. | 132 | McKenna Hughes | 2004-07 |
| 5. | 126 | Joyce McMillian | 1998-2001 |
| 6. | 121 | Michelle Dellosa | 1988-91 |
| 7. | 118 | Kim Pietro | 1996-99 |
| 8. | 112 | Andrea Beall | 1989-92 |
| 9. | 109 | Meghan Cornett | 2002-05 |
| 10. | 106 | Ashley Smith | 2003-06 |

Walks

| | | | |
|----|-----|-----------------|-----------|
| 1. | 113 | Tricia Popowski | 1988-91 |
| 2. | 104 | Joyce McMillian | 1998-2001 |
| 3. | 91 | Dana Fulmer | 1992-95 |
| 4. | 82 | Kim Pietro | 1996-99 |
| 5. | 79 | Dawn Lantiere | 1990-93 |
| 6. | 75 | Amber Curtis | 2001-04 |
| 7. | 64 | Toinette Reed | 1991-94 |
| 8. | 62 | Meagan Donohoo | 1998-2001 |
| 9. | 61 | Sky Brown | 1995-98 |
| | 61 | Lisa DaCruz | 1984-87 |

Stolen Bases

| | | | |
|-----|-----|---------------------|---------------------|
| 1. | 114 | Tiff Tootle | 1990-93 |
| 2. | 74 | Chanda Lee | 1994-96 |
| 3. | 59 | Toinette Reed | 1991-94 |
| 4. | 54 | Tina Plew | 1994-96 |
| 5. | 43 | Tricia Popowski | 1988-91 |
| 6. | 41 | Marianne DiRupo | 1986-89 |
| 7. | 33 | Stacy Agee | 1987-90 |
| 8. | 32 | Dana Fulmer | 1992-95 |
| 9. | 31 | Ashton Payne | 2006-present |
| 10. | 29 | Shirley Burton | 1982-85 |
| | 29 | Lindi James | 1982-84 |

Hit By Pitch

| | | | |
|----|----|----------------------|-----------|
| 1. | 20 | Kristin Hall | 2002-05 |
| 2. | 15 | Jacqueline Wetherbee | 2006- |
| 3. | 12 | Adrianna Baggetta | 1999-2002 |
| | 12 | Tina Plew | 1994-97 |
| 5. | 11 | Joyce McMillian | 1998-2001 |
| | 11 | Dana Fulmer | 1992-95 |
| | 11 | Toinette Reed | 1991-94 |
| 8. | 10 | Ashley Smith | 2003-06 |
| | 10 | Jodi Fittro | 2000-03 |
| | 10 | Chanda Lee | 1994-97 |

Sacrifice Hits

| | | | |
|-----|----|-------------------|-----------|
| 1. | 46 | Stacy Agee | 1987-90 |
| 2. | 42 | Kim Schultze | 1997-2000 |
| | 42 | Kendra McCutcheon | 1996-2000 |
| 4. | 41 | Shani Cannon | 1992-95 |
| 5. | 40 | Jodi Fittro | 2000-03 |
| 6. | 39 | Marianne DiRupo | 1986-89 |
| 7. | 34 | Dawn Lantiere | 1990-93 |
| 8. | 33 | Chanda Lee | 1994-97 |
| 9. | 31 | Michelle Dellosa | 1988-91 |
| 10. | 30 | Meagan Donohoo | 1998-2001 |

Sacrifice Flies

| | | | |
|----|----|-----------------|-----------|
| 1. | 20 | Tina Plew | 1994-97 |
| 2. | 11 | Kim Pietro | 1996-99 |
| 3. | 10 | McKenna Hughes | 2004-07 |
| | 10 | Sondra Hall | 1997-2000 |
| | 10 | Shani Cannon | 1992-95 |
| 6. | 8 | Amber Curtis | 2001-04 |
| | 8 | Dana Fulmer | 1992-95 |
| 8. | 7 | Jodi Fittro | 2000-03 |
| 9. | 5 | Lisa Longo | 2005-08 |
| | 5 | Leanna Troesh | 1997-99 |
| | 5 | Carrie Lyons | 1993-97 |
| | 5 | Kathleen Berdis | 1987-88 |



Tina Plew had more at-bats than anyone else in Carolina history and also holds the career doubles record with 57.

Career Pitching Records

Appearances

| | | | |
|-----|-----|-----------------|-----------|
| 1. | 194 | Megan Matthews | 1999-2002 |
| 2. | 155 | Darlene Gareis | 1992-95 |
| 3. | 142 | Angie Lear | 1988-91 |
| 4. | 130 | Stacey Johnson | 2001-04 |
| 5. | 122 | Trinity Johnson | 1995-97 |
| 6. | 102 | Kate Pouliot | 2005-08 |
| | 102 | Gretchen Koenig | 1985-88 |
| 8. | 101 | Darlene Lowery | 1983-87 |
| 9. | 99 | Sky Brown | 1995-98 |
| 10. | 98 | Aleca Johnson | 2002-05 |

Innings Pitched

| | | | |
|-----|--------|-----------------|-----------|
| 1. | 1110.1 | Megan Matthews | 1999-2002 |
| 2. | 890.0 | Angie Lear | 1988-91 |
| 3. | 876.1 | Darlene Gareis | 1992-95 |
| 4. | 682.0 | Trinity Johnson | 1995-97 |
| 5. | 667.0 | Darlene Lowery | 1983-87 |
| 6. | 665.1 | Stacey Johnson | 2001-04 |
| 7. | 583.2 | Gretchen Koenig | 1985-88 |
| 8. | 478.2 | Sky Brown | 1995-98 |
| 9. | 428.2 | Melanie Henkes | 2003-06 |
| 10. | 428.0 | Kate Pouliot | 2005-08 |

Earned Run Average (min. 150 IP)

| | | | |
|-----|------|-----------------|---------|
| 1. | 0.38 | Darlene Lowery | 1983-87 |
| 2. | 0.65 | Trinity Johnson | 1995-97 |
| 3. | 0.88 | Charlene Manley | 1989 |
| 4. | 0.93 | Charity Ballard | 1990-93 |
| 5. | 0.95 | Gretchen Koenig | 1985-88 |
| 6. | 1.02 | Angie Lear | 1988-91 |
| 7. | 1.03 | Terri Huggins | 1986-87 |
| 8. | 1.13 | Cindy Long | 1983-85 |
| 9. | 1.20 | Sky Brown | 1995-98 |
| 10. | 1.25 | Robin Baxter | 1982-85 |

Wins

| | | | |
|-----|-----|-----------------|-----------|
| 1. | 102 | Darlene Gareis | 1992-95 |
| 2. | 101 | Megan Matthews | 1999-2002 |
| 3. | 99 | Angie Lear | 1988-91 |
| 4. | 81 | Trinity Johnson | 1995-97 |
| 5. | 70 | Darlene Lowery | 1983-87 |
| 6. | 63 | Stacey Johnson | 2001-04 |
| 7. | 58 | Gretchen Koenig | 1985-88 |
| 8. | 54 | Sky Brown | 1995-98 |
| 9. | 51 | Jana Zimmerman | 1990-92 |
| 10. | 43 | Melanie Henkes | 2003-06 |

Strikeouts

| | | | |
|-----|-------|-----------------|-----------|
| 1. | 1,090 | Megan Matthews | 1999-2002 |
| 2. | 1,032 | Trinity Johnson | 1995-97 |
| 3. | 874 | Darlene Lowery | 1983-87 |
| 4. | 485 | Stacey Johnson | 2001-04 |
| 5. | 469 | Gretchen Koenig | 1985-88 |
| 6. | 422 | Melissa Hendon | 2007-08 |
| 7. | 410 | Darlene Gareis | 1992-95 |
| 8. | 360 | Kate Pouliot | 2005-08 |
| 9. | 362 | Angie Lear | 1988-91 |
| 10. | 303 | Melanie Henkes | 2003-06 |

Shutouts

| | | | |
|-----|----|-----------------|-----------|
| 1. | 52 | Angie Lear | 1988-91 |
| 2. | 46 | Darlene Lowery | 1983-87 |
| 3. | 44 | Trinity Johnson | 1995-97 |
| 4. | 43 | Megan Matthews | 1999-2002 |
| 5. | 36 | Gretchen Koenig | 1985-88 |
| 6. | 33 | Darlene Gareis | 1992-95 |
| 7. | 22 | Jana Zimmerman | 1990-92 |
| 8. | 19 | Stacey Johnson | 2001-04 |
| 9. | 14 | Melissa Hendon | 2007-08 |
| 10. | 13 | Sky Brown | 1995-98 |

Complete Games

| | | | |
|-----|-----|-----------------|-----------|
| 1. | 122 | Megan Matthews | 1999-2002 |
| 2. | 104 | Angie Lear | 1988-91 |
| 3. | 98 | Darlene Gareis | 1992-95 |
| 4. | 77 | Trinity Johnson | 1995-97 |
| 5. | 74 | Darlene Lowery | 1983-87 |
| 6. | 59 | Stacey Johnson | 2001-04 |
| | 59 | Gretchen Koenig | 1985-88 |
| 8. | 52 | Jana Zimmerman | 1990-92 |
| 9. | 49 | Melissa Hendon | 2007-08 |
| 10. | 40 | Kim Sheridan | 1993-96 |

Saves

| | | | |
|----|----|-----------------|-----------|
| 1. | 18 | Aleca Johnson | 2002-05 |
| 2. | 16 | Megan Matthews | 1999-2002 |
| 3. | 7 | Melissa Hendon | 2007-08 |
| 4. | 6 | Trinity Johnson | 1995-97 |
| 5. | 5 | Kate Pouliot | 2005-08 |
| | 5 | Melanie Henkes | 2003-06 |
| | 5 | Sky Brown | 1995-98 |
| 8. | 4 | Darlene Lowery | 1983-87 |
| 9. | 3 | Stacey Johnson | 2001-04 |
| | 3 | Nikki Beers | 1996-99 |
| | 3 | Kim Sheridan | 1993-96 |

Hits Allowed

| | | | |
|-----|-----|-----------------|-----------|
| 1. | 742 | Megan Matthews | 1999-2002 |
| 2. | 722 | Darlene Gareis | 1992-95 |
| 3. | 624 | Angie Lear | 1988-91 |
| 4. | 504 | Stacey Johnson | 2001-04 |
| 5. | 445 | Kate Pouliot | 2005-08 |
| 6. | 413 | Melanie Henkes | 2003-06 |
| 7. | 353 | Sky Brown | 1995-98 |
| 8. | 329 | Jana Zimmerman | 1990-92 |
| 9. | 315 | Trinity Johnson | 1995-97 |
| 10. | 308 | Kim Sheridan | 1993-96 |

Walks Allowed

| | | | |
|-----|-----|-----------------|-----------|
| 1. | 200 | Megan Matthews | 1999-2002 |
| 2. | 191 | Stacey Johnson | 2001-04 |
| 3. | 144 | Darlene Gareis | 1992-95 |
| | 144 | Darlene Lowery | 1983-87 |
| 5. | 143 | Gretchen Koenig | 1985-88 |
| 6. | 117 | Melanie Henkes | 2003-06 |
| 7. | 114 | Trinity Johnson | 1995-97 |
| 8. | 107 | Kate Pouliot | 2005-08 |
| 9. | 103 | Angie Lear | 1988-91 |
| 10. | 93 | Jana Zimmerman | 1990-92 |

Runs Allowed

| | | | |
|-----|-----|-----------------|-----------|
| 1. | 264 | Darlene Gareis | 1992-95 |
| 2. | 263 | Megan Matthews | 1999-2002 |
| 3. | 214 | Kate Pouliot | 2005-08 |
| 4. | 211 | Stacey Johnson | 2001-04 |
| 5. | 200 | Melanie Henkes | 2003-06 |
| 6. | 177 | Angie Lear | 1988-91 |
| 7. | 153 | Joyce McMillian | 1998-2000 |
| 8. | 148 | Sky Brown | 1995-98 |
| 9. | 141 | Melissa Hendon | 2007-08 |
| 10. | 139 | Kim Sheridan | 1993-96 |

Earned Runs Allowed

| | | | |
|-----|-----|-----------------|-----------|
| 1. | 205 | Megan Matthews | 1999-2002 |
| 2. | 161 | Kate Pouliot | 2005-08 |
| 3. | 159 | Darlene Gareis | 1992-95 |
| 4. | 150 | Melanie Henkes | 2003-06 |
| 5. | 136 | Stacey Johnson | 2001-04 |
| 6. | 130 | Angie Lear | 1988-91 |
| 7. | 110 | Melissa Hendon | 2007-08 |
| 8. | 104 | Joyce McMillian | 1998-2000 |
| 9. | 96 | Aleca Johnson | 2002-05 |
| 10. | 89 | Jana Zimmerman | 1990-92 |

Wild Pitches

| | | | |
|----|----|------------------|-----------|
| 1. | 34 | Kate Pouliot | 2005-08 |
| | 34 | Melanie Henkes | 2003-06 |
| 3. | 29 | Gretchen Koenig | 1985-88 |
| 4. | 23 | Darlene Lowery | 1985-87 |
| 5. | 20 | Megan Matthews | 1999-2002 |
| 6. | 18 | Melissa Hendon | 2007-08 |
| | 18 | Joyce McMillian | 1998-2000 |
| 8. | 17 | Trinity Johnson | 1995-97 |
| 9. | 16 | Krystle Robinson | 2007-08 |
| | 16 | Sky Brown | 1995-98 |
| | 16 | Darlene Gareis | 1992-95 |

Hit Batters

| | | | |
|-----|----|-------------------|-----------|
| 1. | 41 | Megan Matthews | 1999-2002 |
| 2. | 29 | Joyce McMillian | 1998-2000 |
| 3. | 28 | Darlene Gareis | 1992-95 |
| 4. | 25 | Stacey Johnson | 2001-04 |
| 5. | 22 | Melissa Hendon | 2007-08 |
| | 22 | Christie Hamilton | 2006 |
| 7. | 20 | Melanie Henkes | 2003-06 |
| | 20 | Trinity Johnson | 1995-97 |
| 9. | 19 | Sky Brown | 1995-98 |
| 10. | 17 | Kim Sheridan | 1993-96 |



Megan Matthews holds nine school pitching records. She is the only Gamecock pitcher to have pitched more than 1,000 innings in her career. Her total of 1110.1 still ranks 12th in NCAA Division I history.



Gretchen Koenig, one of four pitchers to be named All-American at USC, still stands fifth on numerous career charts, including strikeouts and earned run average.

Single-Season Batting Records

Games Played

| | | | |
|----|----|-------------------|------|
| 1. | 74 | Tina Plew | 1995 |
| 2. | 73 | Dana Fulmer | 1995 |
| 3. | 72 | Carrie Lyons | 1995 |
| 4. | 71 | Cari Fredricks | 1995 |
| 5. | 70 | Kim Pietro | 1999 |
| | 70 | Adrienne Genovese | 1999 |
| | 70 | Kendra McCutcheon | 1999 |
| | 70 | Kim Schultze | 1999 |
| | 70 | Leanna Troesh | 1999 |
| | 70 | Chanda Lee | 1995 |
| | 70 | Beth Collett | 1995 |

At Bats

| | | | |
|-----|-----|-------------------|------|
| 1. | 249 | Tiff Tootle | 1992 |
| 2. | 241 | Tina Plew | 1997 |
| 3. | 230 | Jodi Fittro | 2002 |
| 4. | 226 | Carrie Lyons | 1995 |
| 5. | 225 | Dana Fulmer | 1992 |
| | 225 | Toinette Reed | 1992 |
| 7. | 223 | Tricia Popowski | 1990 |
| 8. | 221 | Tina Plew | 1994 |
| 9. | 220 | Kendra McCutcheon | 1999 |
| 10. | 219 | Christie Dammer | 1994 |
| | 219 | Tiff Tootle | 1991 |

Runs

| | | | |
|-----|----|-----------------|------|
| 1. | 72 | Tiff Tootle | 1992 |
| 2. | 69 | Tiff Tootle | 1993 |
| 3. | 60 | Tricia Popowski | 1991 |
| 4. | 57 | Dana Fulmer | 1995 |
| 5. | 54 | Chanda Lee | 1997 |
| | 54 | Tina Plew | 1995 |
| | 54 | Christie Dammer | 1994 |
| 8. | 53 | Tina Plew | 1994 |
| 9. | 52 | Tina Plew | 1997 |
| 10. | 51 | Toinette Reed | 1992 |

Hits

| | | | |
|----|-----|-----------------|------|
| 1. | 123 | Tiff Tootle | 1992 |
| 2. | 98 | Tiff Tootle | 1993 |
| 3. | 91 | Tiff Tootle | 1991 |
| 4. | 88 | Dana Fulmer | 1994 |
| 5. | 86 | Tina Plew | 1995 |
| 6. | 83 | Kim Pietro | 1999 |
| 7. | 78 | Tricia Popowski | 1991 |
| 8. | 77 | Tina Plew | 1994 |
| 9. | 75 | Dana Fulmer | 1992 |
| | 75 | Toinette Reed | 1992 |

Doubles

| | | | |
|-----|----|-------------------|------|
| 1. | 21 | Tina Plew | 1995 |
| 2. | 18 | Dana Fulmer | 1995 |
| 3. | 17 | Danielle Quinones | 2003 |
| | 17 | Tricia Popowski | 1988 |
| 5. | 16 | Kim Pietro | 1999 |
| | 16 | Kim Pietro | 1998 |
| | 16 | Kim Pietro | 1997 |
| | 16 | Shani Cannon | 1994 |
| | 16 | Karen Sanchelli | 1987 |
| 10. | 15 | Sondra Hall | 2000 |
| | 15 | Joyce McMillin | 1998 |

Triples

| | | | |
|----|----|-----------------|------|
| 1. | 15 | Tricia Popowski | 1991 |
| 2. | 13 | Tricia Popowski | 1988 |
| 3. | 12 | Dana Fulmer | 1994 |
| | 12 | Dana Fulmer | 1992 |
| | 12 | Tricia Popowski | 1990 |
| 6. | 11 | Tricia Popowski | 1989 |
| 7. | 10 | Tina Plew | 1995 |
| 8. | 9 | Tina Plew | 1997 |
| | 9 | Tina Plew | 1996 |
| | 9 | Tina Plew | 1994 |

Home Runs

| | | | |
|----|----|-------------------|------|
| 1. | 11 | McKenna Hughes | 2007 |
| 2. | 10 | Debralee Troesh | 2003 |
| 3. | 9 | Samantha Jennings | 2004 |
| | 9 | Joyce McMillin | 1999 |
| 5. | 8 | McKenna Hughes | 2005 |
| | 8 | Danielle Quinones | 2003 |
| | 8 | Joyce McMillin | 2000 |
| | 8 | Tricia Popowski | 1991 |
| 9. | 7 | McKenna Hughes | 2006 |
| | 7 | McKenna Hughes | 2004 |
| | 7 | Kim Pietro | 1997 |

Batting Average (Min. 100 AB)

| | | | |
|-----|------|-----------------|------|
| 1. | .494 | Tiff Tootle | 1992 |
| 2. | .473 | Tiff Tootle | 1993 |
| 3. | .429 | Dana Fulmer | 1994 |
| 4. | .419 | Kim Pietro | 1999 |
| 5. | .416 | Tiff Tootle | 1991 |
| 6. | .403 | Karen Sanchelli | 1987 |
| 7. | .398 | Chanda Lee | 1996 |
| 8. | .366 | Tricia Popowski | 1991 |
| 9. | .366 | Karen Sanchelli | 1988 |
| 10. | .364 | Dana Fulmer | 1993 |

On-Base Percentage (Min. 100 PA)

| | | | |
|-----|------|-------------------|------|
| 1. | .522 | Tiff Tootle | 1993 |
| 2. | .521 | Tiff Tootle | 1992 |
| 3. | .494 | Kim Pietro | 1999 |
| 4. | .469 | Dana Fulmer | 1994 |
| 5. | .462 | Tricia Popowski | 1991 |
| 6. | .462 | Tricia Popowski | 1989 |
| 7. | .458 | Dana Fulmer | 1995 |
| 8. | .448 | Tiff Tootle | 1991 |
| 9. | .446 | Adrianna Baggetta | 2002 |
| 10. | .444 | Karen Sanchelli | 1987 |

Slugging Percentage (Min. 100 PA)

| | | | |
|-----|------|-----------------|------|
| 1. | .685 | Tricia Popowski | 1991 |
| 2. | .673 | Dana Fulmer | 1994 |
| 3. | .634 | Tricia Popowski | 1988 |
| 4. | .626 | Kim Pietro | 1999 |
| 5. | .623 | Tiff Tootle | 1993 |
| 6. | .606 | Tina Plew | 1996 |
| 7. | .606 | Tricia Popowski | 1989 |
| 8. | .589 | Joyce McMillin | 1999 |
| 9. | .589 | Dana Fulmer | 1995 |
| 10. | .576 | Kim Pietro | 1998 |

Runs Batted In

| | | | |
|----|----|-----------------|------|
| 1. | 61 | Dana Fulmer | 1992 |
| 2. | 56 | Dana Fulmer | 1993 |
| 3. | 54 | Tina Plew | 1997 |
| 4. | 53 | Dana Fulmer | 1994 |
| 5. | 43 | Tina Plew | 1996 |
| 6. | 41 | Carrie Lyons | 1995 |
| | 41 | Shannon Gregg | 1988 |
| 8. | 40 | Kim Pietro | 1999 |
| | 40 | Karen Sanchelli | 1988 |
| | 40 | Tricia Popowski | 1988 |

Walks

| | | | |
|----|----|-----------------|------|
| 1. | 40 | Dana Fulmer | 1995 |
| 2. | 38 | Tricia Popowski | 1998 |
| 3. | 32 | Joyce McMillin | 2000 |
| | 32 | Tricia Popowski | 1989 |
| 5. | 31 | Kim Pietro | 1999 |
| 6. | 30 | Toinette Reed | 1993 |
| 7. | 28 | Amber Curtis | 2002 |
| | 28 | Joyce McMillin | 2001 |
| | 28 | Dawn Lantiere | 1992 |
| | 28 | Sonya Smith | 1985 |

Stolen Bases

| | | | |
|-----|----|-----------------|------|
| 1. | 51 | Tiff Tootle | 1992 |
| 2. | 37 | Tiff Tootle | 1993 |
| 3. | 31 | Chanda Lee | 1997 |
| 4. | 26 | Dana Fulmer | 1995 |
| 5. | 23 | Chanda Lee | 1995 |
| | 23 | Toinette Reed | 1992 |
| 7. | 22 | Tiff Tootle | 1991 |
| 8. | 19 | Tina Plew | 1997 |
| | 19 | Christie Dammer | 1994 |
| 10. | 17 | Toinette Reed | 1993 |
| | 17 | Tricia Popowski | 1991 |

Hit By Pitch

| | | | |
|----|---|----------------------|------|
| 1. | 8 | Kristin Hall | 2005 |
| 2. | 7 | Jill Semento | 2008 |
| | 7 | Jacqueline Wetherbee | 2007 |
| | 7 | Kristin Hall | 2004 |
| 5. | 6 | Adrianna Baggetta | 2002 |
| | 6 | Adrianna Baggetta | 2001 |
| | 6 | Tina Plew | 1994 |
| 8. | 5 | Seven tied at | |

Sacrifice Hits

| | | | |
|-----|----|-------------------|------|
| 1. | 23 | Chanda Lee | 1997 |
| 2. | 19 | Kendra McCutcheon | 2000 |
| 3. | 18 | Stacy Agee | 1989 |
| 4. | 17 | Shani Cannon | 1994 |
| 5. | 15 | Kendra McCutcheon | 1999 |
| | 15 | Chris Diemer | 1985 |
| 7. | 14 | Jodi Fittro | 2003 |
| | 14 | Dawn Lantiere | 1990 |
| | 14 | Lisa DaCruz | 1987 |
| 10. | 13 | Adrienne Genovese | 1999 |
| | 13 | Leanna Troesh | 1999 |
| | 13 | Kim Schultze | 1997 |

Sacrifice Flies

| | | | |
|----|----|-----------------|------|
| 1. | 10 | Tina Plew | 1997 |
| 2. | 8 | Shani Cannon | 1995 |
| 3. | 6 | Kim Pietro | 1997 |
| 4. | 5 | McKenna Hughes | 2007 |
| | 5 | Amber Curtis | 2002 |
| | 5 | Kathleen Berdis | 1988 |
| 7. | 4 | Six tied at | |



Joyce McMillin is second on Carolina's all-time home run list with 24 after holding the record for seven years.

Single-Season Pitching Records

Innings Pitched

| | | | |
|-----|-------|-----------------|------|
| 1. | 311.0 | Megan Matthews | 2000 |
| 2. | 292.2 | Angie Lear | 1990 |
| 3. | 292.0 | Megan Matthews | 1999 |
| 4. | 277.0 | Darlene Gareis | 1994 |
| 5. | 269.2 | Megan Matthews | 2001 |
| 6. | 269.0 | Gretchen Koenig | 1988 |
| 7. | 265.1 | Melissa Hendon | 2007 |
| 8. | 262.0 | Angie Lear | 1991 |
| 9. | 251.2 | Trinity Johnson | 1995 |
| 10. | 242.1 | Trinity Johnson | 1997 |

Games Started

| | | | |
|-----|----|-----------------|------|
| 1. | 41 | Megan Matthews | 2000 |
| 2. | 40 | Darlene Gareis | 1994 |
| 3. | 38 | Melissa Hendon | 2007 |
| | 38 | Megan Matthews | 2002 |
| | 38 | Angie Lear | 1990 |
| 6. | 37 | Megan Matthews | 2001 |
| | 37 | Angie Lear | 1991 |
| 8. | 36 | Trinity Johnson | 1995 |
| | 36 | Gretchen Koenig | 1988 |
| 10. | 35 | Darlene Gareis | 1995 |

Earned Run Average

(Min. 45 innings pitched)

| | | | |
|-----|------|-----------------|------|
| 1. | 0.10 | Darlene Lowery | 1983 |
| 2. | 0.38 | Trinity Johnson | 1997 |
| 3. | 0.40 | Darlene Lowery | 1987 |
| 4. | 0.41 | Angie Lear | 1988 |
| 5. | 0.56 | Nikki Beers | 1997 |
| 6. | 0.57 | Darlene Lowery | 1985 |
| 7. | 0.70 | Trinity Johnson | 1995 |
| 8. | 0.71 | Cindy Long | 1984 |
| 9. | 0.76 | Darlene Lowery | 1986 |
| 10. | 0.78 | Charity Ballard | 1992 |

Strikeouts

| | | | |
|-----|-----|-----------------|------|
| 1. | 399 | Trinity Johnson | 1997 |
| 2. | 367 | Trinity Johnson | 1995 |
| 3. | 317 | Megan Matthews | 2001 |
| 4. | 313 | Megan Matthews | 1999 |
| 5. | 295 | Darlene Lowery | 1985 |
| 6. | 277 | Melissa Hendon | 2007 |
| 7. | 266 | Trinity Johnson | 1996 |
| 8. | 264 | Darlene Lowery | 1987 |
| 9. | 262 | Darlene Lowery | 1983 |
| 10. | 237 | Megan Matthews | 2000 |

Wins

| | | | |
|----|----|-----------------|------|
| 1. | 34 | Trinity Johnson | 1997 |
| 2. | 32 | Darlene Gareis | 1994 |
| 3. | 31 | Angie Lear | 1991 |
| 4. | 30 | Gretchen Koenig | 1988 |
| 5. | 29 | Megan Matthews | 1999 |
| 6. | 28 | Angie Lear | 1990 |
| 7. | 27 | Trinity Johnson | 1995 |
| 8. | 26 | Megan Matthews | 2000 |
| 9. | 25 | Darlene Gareis | 1992 |
| | 25 | Angie Lear | 1989 |

Shutouts

| | | | |
|-----|----|-----------------|------|
| 1. | 24 | Trinity Johnson | 1997 |
| 2. | 18 | Gretchen Koenig | 1988 |
| | 18 | Darlene Lowery | 1983 |
| 4. | 17 | Megan Matthews | 2001 |
| | 17 | Angie Lear | 1991 |
| 6. | 16 | Angie Lear | 1990 |
| 7. | 14 | Darlene Lowery | 1985 |
| 8. | 12 | Darlene Gareis | 1992 |
| | 12 | Charlene Manley | 1989 |
| 10. | 11 | Megan Matthews | 2002 |
| | 11 | Trinity Johnson | 1995 |
| | 11 | Darlene Lowery | 1987 |

Complete Games

| | | | |
|-----|----|-----------------|------|
| 1. | 37 | Megan Matthews | 2000 |
| 2. | 36 | Angie Lear | 1990 |
| 3. | 32 | Megan Matthews | 2001 |
| | 32 | Trinity Johnson | 1997 |
| | 32 | Darlene Gareis | 1994 |
| | 32 | Gretchen Koenig | 1988 |
| 7. | 31 | Melissa Hendon | 2007 |
| | 31 | Angie Lear | 1991 |
| 9. | 30 | Megan Matthews | 1999 |
| 10. | 25 | Trinity Johnson | 1995 |
| | 25 | Darlene Gareis | 1993 |
| | 25 | Darlene Gareis | 1992 |

Saves

| | | | |
|----|---|-----------------|------|
| 1. | 9 | Megan Matthews | 1999 |
| 2. | 6 | Aleca Johnson | 2002 |
| 3. | 5 | Aleca Johnson | 2005 |
| 4. | 4 | Melissa Hendon | 2008 |
| | 4 | Aleca Johnson | 2003 |
| | 4 | Megan Matthews | 2001 |
| | 4 | Trinity Johnson | 1997 |
| | 4 | Darlene Lowery | 1987 |
| 9. | 3 | Melissa Hendon | 2007 |
| | 3 | Kate Pouliot | 2006 |
| | 3 | Aleca Johnson | 2004 |
| | 3 | Megan Matthews | 2000 |

Hits Allowed

| | | | |
|-----|-----|----------------|------|
| 1. | 237 | Megan Matthews | 2000 |
| 2. | 225 | Darlene Gareis | 1994 |
| 3. | 203 | Angie Lear | 2003 |
| 4. | 199 | Sky Brown | 1998 |
| 5. | 194 | Angie Lear | 1991 |
| 6. | 188 | Darlene Gareis | 1992 |
| 7. | 185 | Melissa Hendon | 2007 |
| 8. | 176 | Megan Matthews | 2002 |
| 9. | 170 | Megan Matthews | 1999 |
| 10. | 159 | Megan Matthews | 2001 |

Runs Allowed

| | | | |
|-----|----|-------------------|------|
| 1. | 92 | Kate Pouliot | 2005 |
| 2. | 91 | Darlene Gareis | 1994 |
| 3. | 88 | Megan Matthews | 2000 |
| 4. | 83 | Melissa Hendon | 2007 |
| 5. | 78 | Christie Hamilton | 2006 |
| | 78 | Joyce McMillian | 2000 |
| 7. | 73 | Sky Brown | 1998 |
| 8. | 72 | Kim Sheridan | 1994 |
| | 72 | Darlene Gareis | 1993 |
| 10. | 70 | Melanie Henkes | 2003 |

Earned Runs Allowed

| | | | |
|-----|----|-------------------|------|
| 1. | 79 | Kate Pouliot | 2005 |
| 2. | 67 | Melissa Hendon | 2007 |
| 3. | 61 | Megan Matthews | 2000 |
| 4. | 56 | Melanie Henkes | 2003 |
| 5. | 55 | Megan Matthews | 1999 |
| 6. | 54 | Christie Hamilton | 2006 |
| 7. | 53 | Joyce McMillian | 2000 |
| 8. | 48 | Megan Matthews | 2002 |
| 9. | 47 | Darlene Gareis | 1994 |
| 10. | 46 | Angie Lear | 1991 |

Walks Allowed


| | | | |
|-----|----|-------------------|------|
| 1. | 63 | Megan Matthews | 1999 |
| 2. | 62 | Megan Matthews | 2000 |
| | 62 | Terri Huggins | 1986 |
| 4. | 58 | Stacey Johnson | 2003 |
| 5. | 57 | Darlene Lowery | 1987 |
| 6. | 56 | Trinity Johnson | 1995 |
| | 56 | Gretchen Koenig | 1988 |
| 8. | 53 | Stacey Johnson | 2002 |
| 9. | 51 | Christie Hamilton | 2006 |
| 10. | 49 | Melissa Hendon | 2007 |

Wild Pitches

| | | | |
|----|----|-------------------|------|
| 1. | 16 | Krystle Robinson | 2008 |
| 2. | 14 | Melissa Hendon | 2008 |
| | 14 | Gretchen Koenig | 1988 |
| | 14 | Darlene Lowery | 1987 |
| 5. | 13 | Melanie Henkes | 2003 |
| 6. | 12 | Kate Pouliot | 2005 |
| | 12 | Megan Matthews | 2000 |
| 8. | 10 | Christie Hamilton | 2006 |
| | 10 | Melanie Henkes | 2004 |
| | 10 | Trinity Johnson | 1995 |

Hit Batters

| | | | |
|----|----|-------------------|------|
| 1. | 22 | Christie Hamilton | 2006 |
| 2. | 19 | Megan Matthews | 2000 |
| 3. | 13 | Megan Matthews | 2001 |
| | 13 | Joyce McMillian | 2000 |
| 5. | 12 | Stacey Johnson | 2003 |
| 6. | 11 | Melissa Hendon | 2008 |
| | 11 | Melissa Hendon | 2007 |
| | 11 | Kim Sheridan | 1994 |
| 9. | 10 | Krystle Robinson | 2008 |
| | 10 | Joyce McMillian | 1998 |



Darlene Lowery's career ERA record of 0.38 still ranks 10th in NCAA Division I history, and she still holds two of the best three single-season ERAs in South Carolina history. Her 295 strikeouts in 1985 is the only listing in the top five from prior to 1995.

South Carolina's No- & One-Hitters

South Carolina No-Hitters

| No. | Date | Pitcher | Opponent | Score |
|-----|----------|-----------------------|----------------------|-------|
| 1 | 1983 | Darlene Lowery | Villanova | 4-0 |
| 2 | 3/21/85 | Darlene Lowery | Massachusetts | 1-0 |
| 3 | 3/25/85 | Darlene Lowery | Ohio | 5-0 |
| 4 | 4/26/85 | Darlene Lowery | Furman | 4-0 |
| 5 | 3/6/86 | Darlene Lowery | Boston College | 6-0 |
| 6 | 3/11/87 | Darlene Lowery | Maine | 2-0 |
| 7 | 3/13/87 | Darlene Lowery | Temple | 5-0 |
| 8 | 4/11/87 | Gretchen Koenig | George Mason | 4-0 |
| 9 | 4/18/87 | Darlene Lowery | Florida State | 1-0 |
| 10 | 4/26/87* | Darlene Lowery | East Carolina | 8-0 |
| 11 | 3/13/88 | Gretchen Koenig | Florida State | 5-1 |
| 12 | 3/30/88 | Gretchen Koenig | Charleston Southern | 15-0 |
| 13 | 4/25/88 | Gretchen Koenig | Charlotte | 18-0 |
| 14 | 4/3/89* | Charlene Manley | Coastal Carolina | 3-0 |
| 15 | 3/28/90 | Charity Ballard | Coastal Carolina | 8-0 |
| 16 | 2/13/93 | Darlene Gareis | Charleston Southern | 10-0 |
| 17 | 4/23/94* | Darlene Gareis | Charlotte | 12-0 |
| 18 | 2/22/95* | Trinity Johnson | George Southern | 4-0 |
| 19 | 3/27/95* | Darlene Gareis | Toledo | 4-0 |
| 20 | 3/13/96 | Trinity Johnson | Furman | 7-0 |
| 21 | 4/19/96 | Trinity Johnson | Centenary | 4-0 |
| 22 | 2/16/97* | Trinity Johnson | North Carolina | 1-0 |
| 23 | 3/12/97 | Sky Brown | Furman | 8-0 |
| 24 | 3/15/97 | Trinity Johnson | Florida | 5-0 |
| 25 | 3/27/97* | Trinity Johnson | Winthrop | 4-0 |
| 26 | 3/27/97 | Nikki Beers | Winthrop | 8-0 |
| 27 | 3/29/97 | Trinity Johnson | Kentucky | 10-0 |
| 28 | 4/17/97* | Trinity Johnson | East Carolina | 8-0 |
| 29 | 4/19/97 | Trinity Johnson | Georgia | 2-0 |
| 30 | 5/10/97 | Johnson/Beers | Auburn# | 9-0 |
| 31 | 3/14/99 | Joyce McMillin | Iona | 8-0 |
| 32 | 2/19/00 | Megan Matthews | Georgia State | 6-0 |
| 33 | 2/19/00 | Joyce McMillin | Georgia State | 8-0 |
| 34 | 3/11/00 | Megan Matthews | South Florida | 9-1 |
| 35 | 2/6/01 | Megan Matthews | Georgia Southern | 12-0 |
| 36 | 4/25/01 | Megan Matthews | Coastal Carolina | 8-0 |
| 37 | 3/27/02 | Megan Matthews | East Tennessee State | 9-0 |
| 38 | 4/21/02 | Megan Matthews | Florida | 1-0 |
| 39 | 5/1/02 | S. Johnson/A. Johnson | Coastal Carolina | 4-1 |
| 40 | 2/7/04 | Aleca Johnson | Charlotte | 8-0 |
| 41 | 4/21/04 | Stacey Johnson | Furman | 6-0 |
| 42 | 3/4/07* | Melissa Hendon | Pittsburgh | 1-0 |
| 43 | 3/2/08 | Kate Pouliot | Bucknell | 8-0 |

*-denotes perfect game
#-SEC Tournament



Charity Ballard



Jessica Barnes



Nikki Beers



Sky Brown



Darlene Gareis



Melissa Hendon



Melanie Henkes



Aleca Johnson



Stacey Johnson



Trinity Johnson



Gretchen Koenig



Darlene Lowery



Charlene Manley



Megan Matthews



Joyce McMillin



Kate Pouliot

South Carolina One-Hit Games (Since 1996)

| No. | Date | Pitcher | Score |
|-----|---------|--------------------------------------|-------|
| 1 | 2/14/96 | Sky Brown vs. Furman | 9-1 |
| 2 | 2/17/96 | Trinity Johnson vs. Georgia Southern | 3-0 |
| 3 | 3/30/96 | Nikki Beers vs. Coppin State | 17-0 |
| 4 | 3/31/96 | Sky Brown vs. Coppin State | 27-0 |
| 5 | 4/9/96 | Trinity Johnson vs. Coastal Carolina | 10-0 |
| 6 | 4/12/96 | Sky Brown vs. Florida Atlantic | 8-0 |
| 7 | 4/16/96 | Trinity Johnson vs. North Carolina | 2-1 |
| 8 | 4/16/96 | Sky Brown vs. North Carolina | 13-0 |
| 9 | 2/21/97 | Trinity Johnson vs. UCLA | 0-1 |
| 10 | 2/28/97 | Sky Brown vs. UMass | 1-0 |
| 11 | 3/8/97 | Nikki Beers vs. Indiana State | 9-0 |
| 12 | 3/9/97 | Nikki Beers vs. Illinois-Chicago | 1-0 |
| 13 | 3/16/97 | Trinity Johnson vs. Florida | 1-0 |
| 14 | 3/23/97 | Trinity Johnson vs. Ole Miss | 6-0 |
| 15 | 3/30/97 | Trinity Johnson vs. Kentucky | 8-0 |
| 16 | 4/13/97 | Trinity Johnson vs. LSU | 3-0 |
| 17 | 4/27/97 | Trinity Johnson vs. Auburn | 4-0 |
| 18 | 5/17/97 | Trinity Johnson vs. Kansas | 1-0 |
| 19 | 5/18/97 | Trinity Johnson vs. Kansas | 1-0 |
| 20 | 3/11/98 | Sky Brown vs. Georgia Tech | 8-0 |
| 21 | 5/8/98 | Sky Brown vs. Mississippi State | 2-0 |

| No. | Date | Pitcher | Score |
|-----|---------|---|---------|
| 22 | 2/13/98 | Joyce McMillin vs. New Mexico State | 2-0 |
| 23 | 2/20/99 | Nikki Beers vs. Georgia State | 8-0 |
| 24 | 2/28/99 | Megan Matthews vs. LSU | 2-1 |
| 25 | 3/6/99 | Joyce McMillin vs. Iowa | 3-2 |
| 26 | 3/14/99 | Megan Matthews vs. Iona | 3-0 |
| 27 | 4/3/99 | Joyce McMillin vs. Kentucky | 8-1 |
| 28 | 5/2/99 | Megan Matthews vs. Auburn | 4-0 |
| 29 | 3/15/00 | Joyce McMillin vs. Furman | 8-0 |
| 30 | 3/28/00 | Megan Matthews vs. Alabama | 1-0 |
| 31 | 3/18/01 | Megan Matthews vs. Mississippi State | 2-0 |
| 32 | 4/4/01 | Megan Matthews vs. Tennessee | 1-0 |
| 33 | 4/25/01 | Stacey Johnson vs. Coastal Carolina | 6-1 |
| 34 | 3/13/02 | Megan Matthews vs. Furman | 8-0 |
| 35 | 3/27/02 | Stacey Johnson vs. East Tennessee State | 14-0 |
| 36 | 4/23/03 | Melanie Henkes vs. Furman | 6-0 |
| 37 | 2/27/04 | Stacey Johnson vs. Princeton | 6-0 |
| 38 | 2/15/06 | Kate Pouliot vs. Winthrop | 6-0 |
| 40 | 3/19/06 | Jessica Barnes vs. Kentucky | 1-2 |
| 41 | 3/4/07 | Kate Pouliot vs. Pittsburgh | 7-1 |
| 42 | 3/17/07 | Melissa Hendon vs. Alabama | 0-1 |
| 43 | 4/14/07 | Melissa Hendon vs. Georgia | 5-0 |
| 44 | 5/5/07 | Kate Pouliot vs. Mississippi | 1-0 (9) |
| 45 | 4/6/08 | Melissa Hendon vs. Auburn | 2-0 |



South Carolina's 10+ Strikeout Games

10+ Strikeout Games (Since 1996)

| No. | Date | Pitcher (# of Ks) vs. Opponent | Score |
|-----|---------|---|-------|
| 1 | 2/17/96 | Trinity Johnson (13) vs. Georgia Southern | 3-0 |
| 2 | 2/24/96 | Trinity Johnson (12) vs. Georgia Tech | 1-0 |
| 3 | 2/25/96 | Trinity Johnson (10) vs. Georgia State | 6-0 |
| 4 | 3/2/96 | Trinity Johnson (11) vs. Texas A&M | 1-0 |
| 5 | 3/13/96 | Trinity Johnson (15) vs. Furman+ | 7-0 |
| 6 | 3/21/96 | Trinity Johnson (14) vs. Oklahoma | 0-2 |
| 7 | 3/22/96 | Trinity Johnson (10) vs. Cal State Northridge | 2-1 |
| 8 | 3/23/96 | Trinity Johnson (12) vs. UNLV | 0-4 |
| 9 | 3/31/96 | Sky Brown (10) vs. Coppin State | 27-0 |
| 10 | 4/9/96 | Trinity Johnson (10) vs. Coastal Carolina | 10-0 |
| 11 | 4/12/96 | Trinity Johnson (13) vs. Florida State | 2-4 |
| 12 | 4/12/96 | Trinity Johnson (10) vs. Campbell | 4-3 |
| 13 | 4/16/96 | Trinity Johnson (15) vs. North Carolina | 2-1 |
| 14 | 4/19/96 | Trinity Johnson (11) vs. Centenary* | 4-0 |
| 15 | 2/16/97 | Trinity Johnson (12) vs. North Carolina+ | 1-0 |
| 16 | 3/1/97 | Trinity Johnson (11) vs. Louisiana-Lafayette | 3-0 |
| 17 | 3/2/97 | Trinity Johnson (12) vs. Texas A&M | 4-1 |
| 18 | 3/2/97 | Trinity Johnson (10) vs. Washington | 1-0 |
| 19 | 3/7/97 | Trinity Johnson (19) vs. Indiana | 6-5 |
| 20 | 3/9/97 | Trinity Johnson (13) vs. Iowa | 2-0 |
| 21 | 3/9/97 | Trinity Johnson (10) vs. Michigan | 2-0 |
| 22 | 3/15/97 | Trinity Johnson (10) vs. Florida* | 5-0 |
| 23 | 3/19/97 | Trinity Johnson (14) vs. Princeton | 2-0 |
| 24 | 3/22/97 | Trinity Johnson (10) vs. Mississippi State | 4-0 |
| 25 | 3/23/97 | Trinity Johnson (11) vs. Ole Miss | 6-0 |
| 26 | 3/23/97 | Nikki Beers (11) vs. Ole Miss | 3-0 |
| 27 | 3/27/97 | Trinity Johnson (15) vs. Winthrop+ | 4-0 |
| 28 | 3/29/97 | Trinity Johnson (13) vs. Kentucky* | 10-0 |
| 29 | 3/30/97 | Trinity Johnson (11) vs. Kentucky | 8-0 |
| 30 | 3/30/97 | Nikki Beers (10) vs. Kentucky | 10-2 |
| 31 | 4/3/97 | Trinity Johnson (13) vs. Georgia Tech | 3-0 |
| 32 | 4/5/97 | Trinity Johnson (10) vs. Tennessee | 1-0 |
| 33 | 4/13/97 | Trinity Johnson (11) vs. LSU | 3-0 |
| 34 | 4/17/97 | Trinity Johnson (14) vs. East Carolina+ | 8-0 |
| 35 | 4/19/97 | Trinity Johnson (14) vs. Georgia* | 2-0 |
| 36 | 4/19/97 | Nikki Beers (10) vs. Georgia | 3-0 |
| 37 | 4/20/97 | Trinity Johnson (14) vs. Georgia | 2-0 |
| 38 | 4/26/97 | Trinity Johnson (14) vs. Alabama | 2-0 |
| 39 | 4/27/97 | Trinity Johnson (14) vs. Auburn | 4-0 |
| 40 | 5/9/97 | Trinity Johnson (10) vs. Florida | 6-1 |
| 41 | 5/17/97 | Trinity Johnson (15) vs. Kansas | 1-0 |
| 42 | 5/22/97 | Trinity Johnson (10) vs. Washington | 0-6 |
| 43 | 2/18/99 | Megan Matthews (10) vs. Georgia Southern | 5-0 |
| 44 | 2/27/99 | Megan Matthews (11) vs. Fresno State | 1-0 |
| 45 | 2/28/99 | Megan Matthews (10) vs. LSU | 2-1 |
| 46 | 3/4/99 | Megan Matthews (13) vs. Illinois-Chicago | 4-0 |
| 47 | 3/5/99 | Megan Matthews (14) vs. Alabama | 5-4 |
| 48 | 3/14/99 | Megan Matthews (14) vs. Iowa | 3-0 |
| 49 | 4/7/99 | Joyce McMillin (10) vs. Campbell | 8-0 |

| No. | Date | Pitcher (# of Ks) vs. Opponent | Score |
|-----|---------|---|---------|
| 50 | 4/9/99 | Megan Matthews (11) vs. Tennessee | 2-1 |
| 51 | 4/23/99 | Megan Matthews (11) vs. Georgia | 1-0 |
| 52 | 5/1/99 | Megan Matthews (10) vs. Alabama | 0-2 |
| 53 | 2/13/00 | Megan Matthews (10) vs. Tenn. - Chattanooga | 3-1 |
| 54 | 2/19/00 | Megan Matthews (16) vs. Georgia State* | 6-0 |
| 55 | 2/16/01 | Megan Matthews (10) vs. Washington | 5-3 |
| 56 | 2/24/01 | Megan Matthews (15) vs. Oklahoma | 4-0 |
| 57 | 3/6/01 | Stacey Johnson (10) vs. Pittsburgh | 3-0 |
| 58 | 3/6/01 | Megan Matthews (17) vs. Pittsburgh | 3-0 |
| 59 | 3/14/01 | Megan Matthews (12) vs. Southern Miss | 4-0 |
| 60 | 3/18/01 | Megan Matthews (10) vs. Mississippi State | 2-0 |
| 61 | 4/25/01 | Megan Matthews (10) vs. Coastal Carolina+ | 8-0 |
| 62 | 5/12/01 | Megan Matthews (10) vs. Arkansas | 1-0 |
| 63 | 2/9/02 | Stacey Johnson (11) vs. Florida Atlantic | 0-1 |
| 64 | 2/13/02 | Megan Matthews (10) vs. Georgia Southern | 1-0 |
| 65 | 2/16/02 | Megan Matthews (13) vs. UAB | 5-0 |
| 66 | 2/17/02 | Megan Matthews (11) vs. Jacksonville State | 0-2 |
| 67 | 3/2/00 | Megan Matthews (12) vs. Missouri | 6-0 |
| 68 | 3/27/02 | Megan Matthews (12) vs. East Tennessee State* | 9-0 |
| 69 | 5/4/02 | Aleca Johnson (10) vs. Ole Miss | 10-0 |
| 70 | 5/16/02 | Megan Matthews (11) vs. Eastern Kentucky | 2-1 |
| 71 | 2/14/03 | Stacey Johnson (10) vs. UNLV | 6-0 |
| 72 | 4/23/03 | Melanie Henkes (11) vs. Furman | 6-0 |
| 73 | 3/16/04 | Stacey Johnson (10) vs. Arkansas | 6-1 |
| 74 | 3/16/04 | Melanie Henkes (10) vs. Arkansas | 2-1 |
| 75 | 2/11/06 | Christie Hamilton (12) vs. FAU | 2-1 |
| 76 | 2/12/06 | Christie Hamilton (10) vs. East Carolina | 1-2 |
| 77 | 2/15/06 | Kate Pouliot (12) vs. Winthrop | 6-0 |
| 78 | 2/26/06 | Christie Hamilton (10) vs. NC State | 3-0 |
| 79 | 2/26/06 | Jessica Barnes (15) vs. Georgia Southern | 7-0 |
| 80 | 2/28/06 | Kate Pouliot (10) vs. Campbell | 5-4 |
| 81 | 3/15/06 | Christie Hamilton (12) vs. Eastern Kentucky | 6-1 |
| 82 | 3/21/06 | Jessica Barnes (11) vs. College of Charleston | 7-0 |
| 83 | 4/22/06 | Christie Hamilton (10) vs. Ole Miss | 3-2 |
| 84 | 2/10/07 | Melissa Hendon (12) at Florida Atlantic | 7-4 (8) |
| 85 | 2/14/07 | Kate Pouliot (11) vs. Western Carolina | 4-1 |
| 86 | 2/16/07 | Melissa Hendon (10) vs. Kansas | 3-1 |
| 87 | 2/22/07 | Melissa Hendon (15) at College of Charleston | 7-2 |
| 88 | 2/24/07 | Melissa Hendon (11) vs. Jacksonville State | 1-0 |
| 89 | 2/28/07 | Melissa Hendon (14) at Campbell | 1-0 |
| 90 | 2/28/07 | Kate Pouliot (10) at Campbell | 3-0 |
| 91 | 3/4/07 | Melissa Hendon (14) vs. Pittsburgh* | 1-0 |
| 92 | 3/7/07 | Melissa Hendon (10) vs. Coastal Carolina | 2-1 |
| 93 | 4/21/07 | Melissa Hendon (13) vs. Kentucky | 6-5 |
| 94 | 5/19/07 | Melissa Hendon (10) vs. Oregon | 4-8 |
| 95 | 3/2/08 | Krystle Robinson (12) vs. Gardner-Webb | 5-0 |
| 96 | 3/8/08 | Melissa Hendon (10) vs. Arkansas | 5-4 |
| 97 | 3/9/08 | Melissa Hendon (10) vs. Arkansas | 4-0 |
| 98 | 4/26/08 | Melissa Hendon (11) at Mississippi | 1-2 |

*Denotes no-hitter
+Denotes perfect game

Opponent Records

| Hitting — Season | |
|----------------------|---------------|
| Batting Average..... | .260 2005 |
| Runs | .207 2005 |
| At Bats..... | 1,849 1995 |
| Hits..... | 389 1992 |
| Singles..... | 338 1992 |
| Doubles | 64 2000 |
| Triples | 15 1994 |
| Home Runs..... | 51 2005 |
| Runs Batted In..... | 187 2005 |
| Stolen Bases | 64 2008 |
| Sacrifices..... | 58 1989, 1998 |
| Walks..... | 126 2006 |
| Strikeouts | 546 1997 |
| Hit By Pitches..... | 32 2000 |

| Fielding — Season | |
|----------------------------------|-----------------|
| Highest Fielding Percentage..... | .967 2007, 2008 |
| Lowest Fielding Percentage..... | .924 1994 |
| Total Chances..... | 2,230 1995 |
| Putouts | 1,454 1995 |
| Assists | 688 2000 |
| Errors..... | 153 1994 |
| Fewest Errors | 44 2008 |
| Double Plays | 20 2000 |

| Pitching — Season | |
|----------------------------------|------------|
| Shutouts | 18 2007 |
| Consecutive Shutouts | 6 2007 |
| Innings Pitched..... | 465.1 2000 |
| Hits Allowed | 571 1992 |
| Fewest Hits Allowed | 147 1984 |
| Runs Allowed | 329 1992 |
| Fewest Runs Allowed..... | 80 1984 |
| Lowest Earned Run Average..... | 1.70 1985 |
| Highest Earned Run Average | 5.47 1992 |
| Walks Allowed | 173 1992 |
| Strikeouts | 356 2007 |
| Hit Batters | 25 2008 |

| Hitting — Game | |
|-------------------------------|--|
| Runs | 16, by Erskine 1977 |
| | 16, by Tennessee 2000 |
| Hits | 19, by Arizona State (9 innings) 1989 |
| Singles..... | 16, by Arizona State (9 innings) 1989 |
| Doubles | 5, by Louisiana Tech 1993 |
| Triples | 3, by Florida State (most recent) 1994 |
| Home Runs..... | 4, by Alabama 2006 |
| Runs Batted In..... | 12, by Tennessee 2005 |
| Strikeouts | 22, by Indiana (10 inn.) 1985 |
| Consecutive Baserunners | 8, by Kansas 1986 |



Year-by-Year Batting Leaders

Batting Average

| | | |
|------|-----------------------------------|------|
| 1982 | Shirley Burton | .360 |
| 1983 | Lindi James | .351 |
| 1984 | Lindi James | .302 |
| 1985 | Shirley Burton | .287 |
| 1986 | Karen Sanchelli | .324 |
| 1987 | Karen Sanchelli | .403 |
| 1988 | Karen Sanchelli | .366 |
| 1989 | Tricia Popowski | .354 |
| 1990 | Michelle Deloso | .340 |
| 1991 | Tiff Tootle | .416 |
| 1992 | Tiff Tootle | .494 |
| 1993 | Tiff Tootle | .473 |
| 1994 | Dana Fulmer | .429 |
| 1995 | Tina Plew | .357 |
| 1996 | Chanda Lee | .398 |
| 1997 | Chanda Lee | .354 |
| 1998 | Kim Pietro | .333 |
| 1999 | Kim Pietro | .419 |
| 2000 | Jodi Fittro | .307 |
| 2001 | Joyce McMillin | .283 |
| 2002 | Adrianna Baggetta | .353 |
| 2003 | Danielle Quinones | .318 |
| 2004 | Nancy Crane | .329 |
| 2005 | Meghan Cornett, Jessica Josker | .363 |
| 2006 | Jessica Josker | .271 |
| 2007 | McKenna Hughes | .321 |
| 2008 | Ashton Payne | .348 |

At Bats

| | | |
|------|-------------------------------------|-----|
| 1982 | Lindi James | 110 |
| 1983 | Lindi James | 134 |
| 1984 | Lindi James | 106 |
| 1985 | Shirley Burton, Cindy Long | 129 |
| 1986 | Dena Sikole | 134 |
| 1987 | Marianne DiRupo | 150 |
| 1988 | Marianne DiRupo | 211 |
| 1989 | Michelle Deloso, Marianne DiRupo | 183 |
| 1990 | Tricia Popowski | 223 |
| 1991 | Tiff Tootle | 219 |
| 1992 | Tiff Tootle | 249 |
| 1993 | Tiff Tootle | 207 |
| 1994 | Tina Plew | 221 |
| 1995 | Tina Plew | 241 |
| 1996 | Chanda Lee | 171 |
| 1997 | Tina Plew | 216 |
| 1998 | Kim Schultze | 187 |
| 1999 | Kendra McCutcheon | 220 |
| 2000 | Joyce McMillin | 215 |
| 2001 | Debralee Troesh | 201 |
| 2002 | Jodi Fittro | 230 |
| 2003 | Amber Curtis | 194 |
| 2004 | Nancy Crane | 174 |
| 2005 | Jessica Josker | 193 |
| 2006 | Jessica Josker | 181 |
| 2007 | Ashton Payne | 198 |
| 2008 | Ashton Payne | 158 |

Hits

| | | |
|------|-------------------------------------|-----|
| 1982 | Shirley Burton | 36 |
| 1983 | Lindi James | 47 |
| 1984 | Lindi James | 32 |
| 1985 | Shirley Burton | 37 |
| 1986 | Karen Sanchelli | 36 |
| 1987 | Karen Sanchelli | 60 |
| 1988 | Tricia Popowski, Karen Sanchelli | 68 |
| 1989 | Tricia Popowski | 62 |
| 1990 | Michelle Deloso | 72 |
| 1991 | Tiff Tootle | 91 |
| 1992 | Tiff Tootle | 123 |
| 1993 | Tiff Tootle | 98 |
| 1994 | Dana Fulmer | 88 |
| 1995 | Tina Plew | 86 |
| 1996 | Chanda Lee | 68 |
| 1997 | Chanda Lee | 74 |
| 1998 | Kim Pietro | 59 |
| 1999 | Kim Pietro | 83 |
| 2000 | Joyce McMillin | 64 |
| 2001 | Joyce McMillin | 52 |
| 2002 | Meghan Cornett | 61 |
| 2003 | Amber Curtis | 58 |
| 2004 | Nancy Crane | 57 |
| 2005 | Jessica Josker | 70 |
| 2006 | Jessica Josker | 49 |

| | | |
|------|---------------------------------|----|
| 2007 | McKenna Hughes, Ashton Payne | 61 |
| 2008 | Ashton Payne | 55 |

Doubles

| | | |
|------|-------------------------------------|----|
| 1982 | Pat Dufficy | 7 |
| 1983 | Lindi James | 5 |
| 1984 | Lisa DaCruz | 5 |
| 1985 | Cindy Long | 5 |
| 1986 | Marianne DiRupo, Karen Sanchelli | 4 |
| 1987 | Karen Sanchelli | 16 |
| 1988 | Tricia Popowski | 17 |
| 1989 | Tricia Popowski | 10 |
| 1990 | Andrea Beall | 11 |
| 1991 | Tricia Popowski | 14 |
| 1992 | Jana Zimmerman | 11 |
| 1993 | Dana Fulmer | 10 |
| 1994 | Shani Cannon | 16 |
| 1995 | Tina Plew | 21 |
| 1996 | Sky Brown, Tina Plew | 10 |
| 1997 | Kim Pietro | 16 |
| 1998 | Kim Pietro | 16 |
| 1999 | Kim Pietro | 16 |
| 2000 | Sondra Hall | 15 |
| 2001 | Megan Donohoo | 10 |
| 2002 | Amber Curtis | 12 |
| 2003 | Danielle Quinones | 17 |
| 2004 | Ashley Smith | 12 |
| 2005 | Meghan Cornett, McKenna Hughes | 10 |
| 2006 | McKenna Hughes, Jessica Josker | 11 |
| 2007 | McKenna Hughes | 12 |
| 2008 | Ashton Payne | 7 |

Triples

| | | |
|------|--|----|
| 1982 | Shirley Burton | 3 |
| 1983 | Pat Dufficy | 2 |
| 1984 | Lindi James | 3 |
| 1985 | Shirley Burton | 4 |
| 1986 | Karen Sanchelli | 2 |
| 1987 | Marianne DiRupo | 3 |
| 1988 | Tricia Popowski | 13 |
| 1989 | Tricia Popowski | 11 |
| 1990 | Tricia Popowski | 12 |
| 1991 | Tricia Popowski | 15 |
| 1992 | Dana Fulmer | 12 |
| 1993 | Tiff Tootle | 7 |
| 1994 | Dana Fulmer | 12 |
| 1995 | Tina Plew | 10 |
| 1996 | Tina Plew | 9 |
| 1997 | Tina Plew | 9 |
| 1998 | Kim Pietro | 3 |
| 1999 | Kim Pietro, Joyce McMillin, Megan Matthews | 5 |
| 2000 | Jodi Fittro Adrianna Baggetta | 2 |
| 2001 | Joyce McMillin | 3 |
| 2002 | Melissa Sandel | 3 |
| 2003 | Kim Evans | 3 |
| 2004 | Nancy Crane | 2 |
| 2005 | Jessica Josker | 3 |
| 2006 | Lisa Longo | 2 |
| 2007 | Ashton Payne | 5 |
| 2008 | Ashton Payne | 6 |

Home Runs

| | | |
|------|--|---|
| 1982 | Lindi James | 2 |
| 1983 | Four with | 1 |
| 1984 | Lindi James | 2 |
| 1985 | Karen Sanchelli | 4 |
| 1986 | none | 0 |
| 1987 | Shannon Gregg | 2 |
| 1988 | Shannon Gregg | 5 |
| 1989 | Tricia Popowski | 4 |
| 1990 | Tricia Popowski, Jana Zimmerman | 4 |
| 1991 | Tricia Popowski | 8 |
| 1992 | Jana Zimmerman | 6 |
| 1993 | Dana Fulmer | 5 |
| 1994 | Shani Cannon, Christie Dammer, Tina Plew | 6 |
| 1995 | Dana Fulmer | 6 |

| | | |
|------|---|----|
| 1996 | Tina Plew | 4 |
| 1997 | Carrie Lyons | 5 |
| 1998 | Kim Pietro | 7 |
| 1999 | Joyce McMillin | 9 |
| 2000 | Joyce McMillin | 8 |
| 2001 | Joyce McMillin | 6 |
| 2002 | Adrianna Baggetta, Meghan Cornett, Amber Curtis, Samantha Jennings | 6 |
| 2003 | Debralee Troesh | 10 |
| 2004 | Samantha Jennings | 9 |
| 2005 | McKenna Hughes | 8 |
| 2006 | McKenna Hughes | 7 |
| 2007 | McKenna Hughes | 11 |
| 2008 | Jill Semento | 5 |

Runs Batted In

| | | |
|------|-------------------------------------|----|
| 1982 | Debbie Rohr | 23 |
| 1983 | Debbie Rohr | 15 |
| 1984 | Lindi James | 13 |
| 1985 | Shirley Burton | 22 |
| 1986 | Terri Huggins | 16 |
| 1987 | Karen Sanchelli | 25 |
| 1988 | Shannon Gregg | 41 |
| 1989 | Marianne DiRupo | 33 |
| 1990 | Tricia Popowski | 36 |
| 1991 | Michelle Deloso, Tricia Popowski | 39 |
| 1992 | Dana Fulmer | 61 |
| 1993 | Dana Fulmer | 56 |
| 1994 | Dana Fulmer | 53 |
| 1995 | Carrie Lyons | 41 |
| 1996 | Tina Plew | 43 |
| 1997 | Tina Plew | 54 |
| 1998 | Kim Schultze | 31 |
| 1999 | Kim Pietro | 40 |
| 2000 | Joyce McMillin | 35 |
| 2001 | Joyce McMillin | 34 |
| 2002 | Meghan Cornett | 38 |
| 2003 | Debralee Troesh | 38 |
| 2004 | Ashley Smith, McKenna Hughes | 29 |
| 2005 | McKenna Hughes | 36 |
| 2006 | McKenna Hughes | 29 |
| 2007 | McKenna Hughes | 38 |
| 2008 | Jill Semento | 18 |

Slugging Percentage

| | | |
|------|-------------------|------|
| 1982 | Shirley Burton | .460 |
| 1983 | Lindi James | .401 |
| 1984 | Lindi James | .443 |
| 1985 | Karen Sanchelli | .480 |
| 1986 | Karen Sanchelli | .396 |
| 1987 | Karen Sanchelli | .544 |
| 1988 | Tricia Popowski | .634 |
| 1989 | Tricia Popowski | .606 |
| 1990 | Tricia Popowski | .525 |
| 1991 | Tricia Popowski | .685 |
| 1992 | Dana Fulmer | .511 |
| 1993 | Tiff Tootle | .623 |
| 1994 | Dana Fulmer | .673 |
| 1995 | Dana Fulmer | .589 |
| 1996 | Tina Plew | .606 |
| 1997 | Tina Plew | .519 |
| 1998 | Kim Pietro | .576 |
| 1999 | Kim Pietro | .626 |
| 2000 | Joyce McMillin | .479 |
| 2001 | Joyce McMillin | .462 |
| 2002 | Adrianna Baggetta | .573 |
| 2003 | Danielle Quinones | .571 |
| 2004 | Ashley Smith | .518 |
| 2005 | Meghan Cornett | .515 |
| 2006 | McKenna Hughes | .438 |
| 2007 | McKenna Hughes | .568 |
| 2008 | Jill Semento | .487 |

Runs

| | | |
|------|-----------------|----|
| 1982 | Shirley Burton | 20 |
| 1983 | Pat Dufficy | 25 |
| 1984 | Lindi James | 17 |
| 1985 | Sonya Smith | 32 |
| 1986 | Dena Sikole | 14 |
| 1987 | Kathleen Berdis | 20 |
| 1988 | Tricia Popowski | 41 |
| 1989 | Tricia Popowski | 46 |
| 1990 | Stacy Agee | 47 |

| | | |
|------|----------------------------------|----|
| 1991 | Tricia Popowski | 60 |
| 1992 | Tiff Tootle | 72 |
| 1993 | Tiff Tootle | 69 |
| 1994 | Christie Dammer | 54 |
| 1995 | Dana Fulmer | 57 |
| 1996 | Chanda Lee | 41 |
| 1997 | Chanda Lee | 54 |
| 1998 | Kim Pietro | 37 |
| 1999 | Kim Pietro | 42 |
| 2000 | Joyce McMillin | 36 |
| 2001 | Megan Donohoo, Joyce McMillin | 28 |
| 2002 | Meghan Cornett | 38 |
| 2003 | Debralee Troesh, Amber Curtis | 38 |
| 2004 | Nancy Crane | 30 |
| 2005 | Jessica Josker | 30 |
| 2006 | Ashton Payne | 29 |
| 2007 | Adele Voigt | 25 |
| 2008 | Ashton Payne | 23 |

Stolen Bases

| | | |
|------|--------------------------------|----|
| 1982 | Melissa Coulter | 9 |
| 1983 | Pat Dufficy | 10 |
| 1984 | Lindi James | 13 |
| 1985 | Shirley Burton, Dena Sikole | 7 |
| 1986 | Lynn Krohn, Dena Sikole | 6 |
| 1987 | Sue Sproule | 10 |
| 1988 | Tricia Popowski | 13 |
| 1989 | Marianne DiRupo | 15 |
| 1990 | Stacy Agee | 10 |
| 1991 | Tiff Tootle | 22 |
| 1992 | Tiff Tootle | 51 |
| 1993 | Tiff Tootle | 37 |
| 1994 | Christie Dammer | 19 |
| 1995 | Dana Fulmer | 26 |
| 1996 | Chanda Lee | 12 |
| 1997 | Chanda Lee | 31 |
| 1998 | Megan Donohoo | 6 |
| 1999 | Kim Pietro | 13 |
| 2000 | Kendra McCutcheon | 10 |
| 2001 | Jodi Fittro | 9 |
| 2002 | Jodi Fittro, Kim Evans | 3 |
| 2003 | Nancy Crane | 7 |
| 2004 | Nancy Crane | 15 |
| 2005 | Lisa Longo | 4 |
| 2006 | Ashton Payne | 15 |
| 2007 | Ashton Payne | 13 |
| 2008 | Whitney Wierzbicki | 5 |

Walks

| | | |
|------|--|----|
| 1982 | Pat Dufficy | 9 |
| 1983 | Shirley Burton Debbie Rohr | 9 |
| | Sonya Smith | 9 |
| 1984 | Sonya Smith | 16 |
| 1985 | Sonya Smith | 28 |
| 1986 | Lisa DaCruz | 23 |
| 1987 | Lisa DaCruz | 21 |
| 1988 | Tricia Popowski | 24 |
| 1989 | Tricia Popowski | 32 |
| 1990 | Tricia Popowski | 19 |
| 1991 | Tricia Popowski | 38 |
| 1992 | Dawn Lantiere | 28 |
| 1993 | Toinette Reed | 30 |
| 1994 | Christie Dammer | 17 |
| 1995 | Dana Fulmer | 40 |
| 1996 | Carrie Lyons | 23 |
| 1997 | Kim Pietro | 18 |
| 1998 | Joyce McMillin | 22 |
| 1999 | Kim Pietro | 31 |
| 2000 | Joyce McMillin | 32 |
| 2001 | Joyce McMillin | 28 |
| 2002 | Amber Curtis | 28 |
| 2003 | Danielle Quinones, Amber Curtis | 21 |
| 2004 | Samantha Jennings | 16 |
| 2005 | Meghan Cornett | 23 |
| 2006 | Christie Hamilton | 22 |
| 2007 | McKenna Hughes | 23 |
| 2008 | Becky Martinez, Laura Mendes, Jill Semento | 14 |



Year-by-Year Pitching Leaders

Innings Pitched

| | | |
|------|-------------------|-------|
| 1983 | Darlene Lowery | 219.0 |
| 1984 | Robin Baxter | 147.0 |
| 1985 | Darlene Lowery | 207.0 |
| 1986 | Terri Huggins | 198.0 |
| 1987 | Darlene Lowery | 194.2 |
| 1988 | Gretchen Koenig | 269.0 |
| 1989 | Charlene Manley | 206.0 |
| 1990 | Angie Lear | 292.2 |
| 1991 | Angie Lear | 262.0 |
| 1992 | Darlene Gareis | 203.1 |
| 1993 | Darlene Gareis | 203.1 |
| 1994 | Darlene Gareis | 277.0 |
| 1995 | Trinity Johnson | 251.2 |
| 1996 | Trinity Johnson | 188.0 |
| 1997 | Trinity Johnson | 242.1 |
| 1998 | Sky Brown | 232.0 |
| 1999 | Megan Matthews | 292.0 |
| 2000 | Megan Matthews | 311.0 |
| 2001 | Megan Matthews | 269.2 |
| 2002 | Megan Matthews | 237.2 |
| 2003 | Stacey Johnson | 170.0 |
| 2004 | Stacey Johnson | 179.1 |
| 2005 | Kate Pouliot | 112.1 |
| 2006 | Christie Hamilton | 173.1 |
| 2007 | Melissa Hendon | 265.1 |
| 2008 | Melissa Hendon | 151.2 |

Earned Run Average (Min. 45 inn.)

| | | |
|------|-------------------|------|
| 1983 | Darlene Lowery | 0.10 |
| 1984 | Cindy Long | 0.71 |
| 1985 | Darlene Lowery | 0.57 |
| 1986 | Darlene Lowery | 0.76 |
| 1987 | Darlene Lowery | 0.39 |
| 1988 | Angie Lear | 0.41 |
| 1989 | Charlene Manley | 0.88 |
| 1990 | Angie Lear | 0.84 |
| 1991 | Angie Lear | 1.23 |
| 1992 | Charity Ballard | 0.78 |
| 1993 | Darlene Gareis | 1.51 |
| 1994 | Kim Sheridan | 1.05 |
| 1995 | Trinity Johnson | 0.70 |
| 1996 | Trinity Johnson | 0.93 |
| 1997 | Trinity Johnson | 0.38 |
| 1998 | Sky Brown | 1.27 |
| 1999 | Megan Matthews | 1.32 |
| 2000 | Megan Matthews | 1.37 |
| 2001 | Megan Matthews | 1.06 |
| 2002 | Aleca Johnson | 1.39 |
| 2003 | Stacey Johnson | 1.69 |
| 2004 | Aleca Johnson | 1.11 |
| 2005 | Melanie Henkes | 1.98 |
| 2006 | Christie Hamilton | 2.18 |
| 2007 | Kate Pouliot | 1.48 |
| 2008 | Melissa Hendon | 1.98 |

Wins

| | | |
|------|-------------------------------------|----|
| 1983 | Darlene Lowery | 23 |
| 1984 | Cindy Long | 9 |
| 1985 | Darlene Lowery | 24 |
| 1986 | Terri Huggins | 13 |
| 1987 | Darlene Lowery | 18 |
| 1988 | Gretchen Koenig | 30 |
| 1989 | Angie Lear | 25 |
| 1990 | Angie Lear | 28 |
| 1991 | Angie Lear | 31 |
| 1992 | Darlene Gareis | 25 |
| 1993 | Darlene Gareis | 21 |
| 1994 | Darlene Gareis | 32 |
| 1995 | Trinity Johnson | 27 |
| 1996 | Trinity Johnson | 20 |
| 1997 | Trinity Johnson | 34 |
| 1998 | Sky Brown | 24 |
| 1999 | Megan Matthews | 29 |
| 2000 | Megan Matthews | 26 |
| 2001 | Megan Matthews | 23 |
| 2002 | Megan Matthews | 23 |
| 2003 | Melanie Henkes | 19 |
| 2004 | Stacey Johnson | 16 |
| 2005 | Melanie Henkes | 10 |
| 2006 | Christie Hamilton | 15 |
| 2007 | Melissa Hendon | 20 |
| 2008 | Melissa Hendon, Krystle Robinson | 8 |

Strikeouts

| | | |
|------|-------------------|-----|
| 1983 | Darlene Lowery | 262 |
| 1984 | Cindy Long | 53 |
| 1985 | Darlene Lowery | 295 |
| 1986 | Terri Huggins | 119 |
| 1987 | Darlene Lowery | 264 |
| 1988 | Gretchen Koenig | 223 |
| 1989 | Angie Lear | 66 |
| 1990 | Angie Lear | 123 |
| 1991 | Angie Lear | 79 |
| 1992 | Darlene Gareis | 103 |
| 1993 | Kim Sheridan | 69 |
| 1994 | Darlene Gareis | 113 |
| 1995 | Trinity Johnson | 367 |
| 1996 | Trinity Johnson | 266 |
| 1997 | Trinity Johnson | 399 |
| 1998 | Sky Brown | 93 |
| 1999 | Megan Matthews | 313 |
| 2000 | Megan Matthews | 237 |
| 2001 | Megan Matthews | 317 |
| 2002 | Megan Matthews | 223 |
| 2003 | Stacey Johnson | 133 |
| 2004 | Stacey Johnson | 135 |
| 2005 | Melanie Henkes | 81 |
| 2006 | Christie Hamilton | 186 |
| 2007 | Melissa Hendon | 277 |
| 2008 | Melissa Hendon | 145 |

Complete Games

| | | |
|------|-------------------|----|
| 1983 | Darlene Lowery | 26 |
| 1984 | Robin Baxter | 20 |
| 1985 | Darlene Lowery | 23 |
| 1986 | Terri Huggins | 19 |
| 1987 | Darlene Lowery | 20 |
| 1988 | Gretchen Koenig | 32 |
| 1989 | Charlene Manley | 24 |
| 1990 | Angie Lear | 36 |
| 1991 | Angie Lear | 31 |
| 1992 | Darlene Gareis | 25 |
| 1993 | Darlene Gareis | 25 |
| 1994 | Darlene Gareis | 32 |
| 1995 | Trinity Johnson | 25 |
| 1996 | Trinity Johnson | 20 |
| 1997 | Trinity Johnson | 32 |
| 1998 | Sky Brown | 17 |
| 1999 | Megan Matthews | 30 |
| 2000 | Megan Matthews | 37 |
| 2001 | Megan Matthews | 32 |
| 2002 | Megan Matthews | 23 |
| 2003 | Melanie Henkes | 14 |
| 2004 | Stacey Johnson | 21 |
| 2005 | Kate Pouliot | 10 |
| 2006 | Christie Hamilton | 19 |
| 2007 | Melissa Hendon | 31 |
| 2008 | Melissa Hendon | 18 |

Shutouts

| | | |
|------|-------------------|----|
| 1983 | Darlene Lowery | 18 |
| 1984 | Cindy Long | 6 |
| 1985 | Darlene Lowery | 14 |
| 1986 | Terri Huggins | 8 |
| 1987 | Darlene Lowery | 11 |
| 1988 | Gretchen Koenig | 18 |
| 1989 | Charlene Manley | 12 |
| 1990 | Angie Lear | 16 |
| 1991 | Angie Lear | 17 |
| 1992 | Darlene Gareis | 12 |
| 1993 | Darlene Gareis | 9 |
| 1994 | Darlene Gareis | 6 |
| 1995 | Trinity Johnson | 11 |
| 1996 | Trinity Johnson | 9 |
| 1997 | Trinity Johnson | 24 |
| 1998 | Sky Brown | 4 |
| 1999 | Megan Matthews | 9 |
| 2000 | Megan Matthews | 6 |
| 2001 | Megan Matthews | 17 |
| 2002 | Megan Matthews | 11 |
| 2003 | Melanie Henkes | 6 |
| 2004 | Stacey Johnson | 6 |
| 2005 | Melanie Henkes | 4 |
| 2006 | Christie Hamilton | 3 |
| 2007 | Melissa Hendon | 7 |
| 2008 | Melissa Hendon | 5 |

Saves

| | | |
|------|---------------------------|---|
| 1987 | Darlene Lowery | 4 |
| 1988 | Gretchen Koenig | 2 |
| 1989 | None | |
| 1990 | Angie Lear | 2 |
| 1991 | None | |
| 1992 | Darlene Gareis | 1 |
| 1993 | Kim Sheridan | 1 |
| 1994 | None | |
| 1995 | Sky Brown Kim Sheridan | 2 |
| 1996 | Trinity Johnson | 1 |
| 1997 | Trinity Johnson | 4 |
| 1998 | Sky Brown Nikki Beers | 2 |
| 1999 | Megan Matthews | 9 |
| 2000 | Megan Matthews | 3 |
| 2001 | Megan Matthews | 4 |
| 2002 | Aleca Johnson | 6 |
| 2003 | Aleca Johnson | 4 |
| 2004 | Aleca Johnson | 3 |
| 2005 | Aleca Johnson | 5 |
| 2006 | Kate Pouliot | 3 |
| 2007 | Melissa Hendon | 3 |
| 2008 | Melissa Hendon | 4 |



Team Year-by-Year Statistics

Team Year-by-Year Batting Statistics

| Year | Avg | GP | AB | R | H | 2B | 3B | HR | RBI | TB | SLG% | BB | HBP | SO | GDP | OBP | SF | SH | SB | ATT |
|------|-------------|-----------|-------------|------------|------------|-----------|-----------|-----------|------------|------------|-------------|------------|-----------|------------|-----------|-------------|-----------|-----------|-----------|-----------|
| 1985 | .224 | 46 | 1130 | 158 | 253 | 30 | 12 | 9 | 101 | 334 | .296 | 109 | 0 | 102 | | .292 | | 82 | 36 | 40 |
| 1986 | .213 | 42 | 1102 | 101 | 235 | 24 | 2 | 0 | 85 | 263 | .239 | 96 | 4 | 103 | | .279 | | 62 | 25 | 30 |
| 1987 | .273 | 48 | 1324 | 170 | 361 | 57 | 8 | 4 | 138 | 446 | .337 | 88 | 3 | 124 | | .319 | 0 | 77 | 47 | 57 |
| 1988 | .289 | 61 | 1709 | 299 | 494 | 76 | 33 | 14 | 257 | 678 | .397 | 94 | 13 | 91 | | .328 | 16 | 68 | 43 | 51 |
| 1989 | .270 | 58 | 1522 | 220 | 411 | 56 | 20 | 7 | 194 | 528 | .347 | 115 | 12 | 100 | | .325 | 6 | 76 | 41 | 48 |
| 1990 | .274 | 63 | 1778 | 256 | 487 | 50 | 24 | 10 | 198 | 615 | .346 | 109 | 14 | 108 | | .321 | 2 | 75 | 35 | 37 |
| 1991 | .283 | 64 | 1751 | 266 | 495 | 51 | 22 | 13 | 207 | 629 | .359 | 149 | 13 | 150 | | .343 | 4 | 65 | 58 | 66 |
| 1992 | .299 | 68 | 1912 | 329 | 571 | 72 | 29 | 13 | 253 | 740 | .387 | 173 | 16 | 148 | | .361 | 2 | 68 | 79 | 83 |
| 1993 | .281 | 58 | 1657 | 276 | 465 | 47 | 22 | 13 | 199 | 595 | .359 | 121 | 9 | 181 | | .332 | 6 | 29 | 57 | 44 |
| 1994 | .283 | 69 | 1828 | 327 | 517 | 77 | 42 | 28 | 237 | 762 | .417 | 115 | 24 | 239 | | .330 | 22 | 76 | 75 | 87 |
| 1995 | .272 | 74 | 1955 | 315 | 531 | 86 | 24 | 21 | 239 | 740 | .379 | 149 | 17 | 247 | | .325 | 26 | 50 | 87 | 97 |
| 1996 | .312 | 51 | 1414 | 274 | 441 | 76 | 17 | 11 | 231 | 584 | .413 | 111 | 13 | 148 | 3 | .367 | 3 | 65 | 33 | 37 |
| 1997 | .297 | 68 | 1782 | 303 | 530 | 72 | 24 | 17 | 240 | 701 | .393 | 112 | 10 | 191 | 4 | .338 | 26 | 91 | 61 | 72 |
| 1998 | .266 | 57 | 1511 | 207 | 402 | 74 | 8 | 14 | 186 | 534 | .353 | 127 | 11 | 197 | 5 | .325 | 12 | 62 | 21 | 30 |
| 1999 | .252 | 70 | 1788 | 225 | 450 | 75 | 18 | 23 | 190 | 630 | .352 | 118 | 12 | 278 | 2 | .300 | 13 | 77 | 38 | 50 |
| 2000 | .263 | 69 | 1816 | 247 | 477 | 65 | 7 | 19 | 214 | 613 | .338 | 155 | 19 | 213 | 6 | .326 | 10 | 81 | 29 | 35 |
| 2001 | .230 | 61 | 1571 | 175 | 362 | 63 | 11 | 16 | 149 | 495 | .315 | 129 | 22 | 228 | 4 | .298 | 2 | 61 | 35 | 44 |
| 2002 | .276 | 66 | 1766 | 279 | 487 | 80 | 16 | 35 | 249 | 704 | .399 | 146 | 15 | 282 | 1 | .334 | 13 | 60 | 8 | 16 |
| 2003 | .265 | 61 | 1613 | 255 | 427 | 82 | 5 | 38 | 220 | 638 | .396 | 140 | 22 | 276 | 0 | .331 | 4 | 44 | 13 | 17 |
| 2004 | .241 | 52 | 1370 | 175 | 330 | 47 | 3 | 35 | 160 | 488 | .356 | 94 | 17 | 327 | 0 | .297 | 4 | 39 | 25 | 27 |
| 2005 | .257 | 57 | 1497 | 212 | 385 | 64 | 6 | 32 | 192 | 557 | .372 | 133 | 20 | 333 | 13 | .325 | 6 | 32 | 16 | 21 |
| 2006 | .231 | 58 | 1465 | 157 | 338 | 53 | 6 | 21 | 141 | 466 | .318 | 105 | 9 | 331 | 6 | .284 | 11 | 40 | 28 | 34 |
| 2007 | .232 | 64 | 1666 | 170 | 387 | 58 | 13 | 21 | 144 | 534 | .321 | 118 | 24 | 356 | 5 | .291 | 10 | 41 | 31 | 41 |
| 2008 | .230 | 47 | 1201 | 114 | 276 | 47 | 8 | 10 | 99 | 369 | .307 | 83 | 25 | 285 | 5 | .293 | 3 | 41 | 11 | 15 |

Season Highs Bolded


Team Year-by-Year Pitching Statistics

| Year | ERA | W | L | CG | SHO | SV | IP | H | R | ER | BB | SO | HR | WP | HBP |
|------|-------------|-----------|----|-----------|-----------|-----------|--------------|------------|-----------|-----------|-----------|------------|----------|----------|----------|
| 1985 | 0.78 | 34 | 10 | 34 | | | 333.0 | 156 | 54 | 37 | 61 | 375 | 2 | 9 | 2 |
| 1986 | 1.22 | 22 | 20 | 28 | 12 | | 310.2 | 181 | 83 | 54 | 115 | 216 | 1 | 13 | 7 |
| 1987 | 0.57 | 34 | 14 | 35 | 22 | 4 | 344.0 | 136 | 38 | 28 | 100 | 393 | 0 | 23 | 12 |
| 1988 | 0.68 | 47 | 14 | 48 | 30 | 2 | 422.2 | 210 | 61 | 41 | 87 | 298 | 3 | 17 | 11 |
| 1989 | 1.16 | 46 | 12 | 47 | 22 | 0 | 405.2 | 267 | 81 | 67 | 60 | 129 | 4 | 6 | 7 |
| 1990 | 0.89 | 48 | 15 | 55 | 25 | 2 | 440.0 | 307 | 84 | 56 | 57 | 197 | 2 | 6 | 8 |
| 1991 | 1.24 | 49 | 13 | 49 | 29 | 0 | 430.0 | 313 | 97 | 76 | 64 | 157 | 0 | 2 | 2 |
| 1992 | 1.24 | 54 | 14 | 54 | 25 | 1 | 463.0 | 389 | 108 | 82 | 74 | 214 | 0 | 7 | 9 |
| 1993 | 1.65 | 36 | 21 | 43 | 16 | 1 | 390.2 | 334 | 144 | 92 | 74 | 147 | 10 | 7 | 15 |
| 1994 | 1.13 | 52 | 17 | 55 | 12 | 0 | 464.0 | 374 | 163 | 75 | 83 | 169 | 8 | 10 | 19 |
| 1995 | 1.11 | 53 | 21 | 42 | 26 | 6 | 506.0 | 322 | 129 | 80 | 108 | 536 | 10 | 17 | 16 |
| 1996 | 1.08 | 38 | 13 | 32 | 22 | 1 | 338.0 | 212 | 82 | 52 | 66 | 356 | 9 | 8 | 14 |
| 1997 | 0.56 | 63 | 5 | 52 | 43 | 5 | 464.0 | 211 | 74 | 37 | 64 | 546 | 8 | 9 | 14 |
| 1998 | 1.72 | 36 | 21 | 24 | 13 | 5 | 395.1 | 372 | 154 | 97 | 74 | 178 | 8 | 17 | 21 |
| 1999 | 1.45 | 49 | 21 | 38 | 24 | 12 | 484.0 | 335 | 137 | 100 | 109 | 455 | 22 | 10 | 20 |
| 2000 | 1.77 | 41 | 28 | 48 | 15 | 3 | 470.1 | 384 | 174 | 119 | 106 | 342 | | 24 | 32 |
| 2001 | 1.09 | 40 | 20 | 48 | 25 | 4 | 435.1 | 279 | 96 | 68 | 69 | 424 | | 13 | 21 |
| 2002 | 1.61 | 46 | 20 | 35 | 19 | 7 | 451.1 | 351 | 145 | 104 | 113 | 395 | | | |
| 2003 | 2.16 | 41 | 20 | 28 | 15 | 7 | 409.0 | 347 | 153 | 126 | 111 | 315 | | 21 | 24 |
| 2004 | 1.64 | 28 | 24 | 33 | 9 | 4 | 353.1 | 287 | 123 | 83 | 82 | 276 | 20 | 16 | 11 |
| 2005 | 3.01 | 28 | 28 | 30 | 11 | 7 | 379.2 | 386 | 207 | 163 | 132 | 266 | 51 | 26 | 19 |
| 2006 | 2.20 | 28 | 30 | 34 | 11 | 7 | 385.1 | 349 | 174 | 121 | 126 | 382 | 26 | 22 | 30 |
| 2007 | 1.79 | 38 | 26 | 46 | 20 | 4 | 447.0 | 334 | 144 | 114 | 91 | 442 | 28 | 12 | 14 |
| 2008 | 2.24 | 21 | 26 | 25 | 10 | 6 | 315.1 | 279 | 138 | 101 | 103 | 292 | 12 | 38 | 24 |

Season Bests Bolded



McKenna Hughes hit a program-record 33 home runs during her four-year career and led the 2007 team to the program's first NCAA Super Regional.



Tiff Tootle was a three-time All-American for the Gamecocks. Her 351 career hits currently ranks 11th in NCAA Division I history.

Trinity Johnson 2004 USC Hall of Fame Inductee 1997 National Player of the Year

The three-time National Fastpitch Coaches Association (NFCA) All-American capped off her stellar career at South Carolina by being named the Softball National Player of the Year when she was awarded the 1996-97 Honda Award for softball, making her a finalist for the Honda-Broderick Award given annually to the most outstanding female collegiate athlete. Johnson became the school's first Honda Award winner in any sport.

On Sept. 24 2004, Johnson was inducted into the University of South Carolina Hall of Fame along with former USC standouts Mac White (baseball), Tom Owens (basketball), Bobby Richardson, Brandon Bennett (football), Ray Avant (boxing), Shannon Johnson (women's basketball, Olympic Medalist) and J.R. Wilburn (football & track).

Johnson is one of a quartet of pitchers who have helped set the standard of pitching excellence around the nation. Johnson, Darlene Lowery, Gretchen Koenig and Megan Matthews have helped make USC a national contender for most of the program's history.



Johnson was South Carolina's first Honda Award winner in any sport.

The Honda Award was among the many awards Johnson received during and following her senior year. Other honors include:

- One of 10 finalists for the James E. Sullivan Award - given to the top amateur athlete in the U.S.
- United States Olympic Committee (USOC) Softball Player of the Year
- SEC Female Athlete of the Year
- Major League Players Alumni Association Fastpitch Pitcher of the Year
- SEC Player of the Year (unanimous choice)
- First-team All-SEC
- SEC Tournament Most Valuable Player
- First-team NFCA All-America
- First-team All-Southeast Region
- NCAA No. 2 Regional Most Outstanding Player
- Two-time NFCA Player of the Week
- Three-time SEC Pitcher of the Week
- Featured in Sports Illustrated "Faces in the Crowd" in the April 28, 1997 issue



Johnson, along with Ray Avant and Mac White, was inducted into the USC Hall of Fame on Sept. 24, 2004.

Tiffany "Tiff" Tootle 2006 USC Hall of Fame Inductee Three-time All-American

A three-time All-American, Tiff Tootle remains one of the greatest players to ever go through the Gamecock program. A letterwinner from 1990-93, Tootle finished her career with the Gamecocks as the NCAA's all-time leader in hits (351) and runs scored (207). In 1992, she set the single-season national record for hits (123) and runs scored (72) in a season. Tootle is one of four Gamecock players to earn All-America status three times. In addition to career hits, Tootle is still Carolina's all-time career hitting leader with a .432 average and stolen bases with 114.

In September 2006, Tootle was inducted into the University of South Carolina Hall of Fame with fellow Gamecock greats Bob Crombie (track and field), Tim Lewis (baseball), B.J. McKie (men's basketball), Willie Scott (football), Steve Taneyhill (football) and Terrance Trammell (track and field). She is the second softball player to be inducted into the Hall and the seventh woman.



- Three-time All-American
- South Carolina's all-time leader in hits, batting average and runs
- Also holds school record for stolen bases and runs
- Led the nation in hits and runs scored in 1992 and 1993
- Still ranks among the NCAA leaders in career batting average, runs, hits and stolen bases
- Ranks third in career at-bats for USC



All-time softball great Tiff Tootle was inducted into the USC Hall in 2006.

Gamecock All-Americans



Pat Dufficy
1982, '83 • Outfield

Pat Dufficy earned All-America honors in 1982 and 1983. Although an excellent outfielder for the Gamecocks, Dufficy made her mark at the plate. During the 1983 season, she led the team in home runs, triples, runs scored and stolen bases. During her two seasons at South Carolina, the Gamecocks posted a 55-19 record.



Lindi James
1983, '84 • Outfield

Lindi James earned All-America honors in 1983 and 1984. James was an excellent outfielder for the Gamecocks and an even better offensive player. She led the team in batting average, at bats, hits and slugging percentage for two-consecutive seasons.



Darlene Lowery
1983, '85 • Pitcher

Considered by many to be the best pitcher in the history of Gamecock softball, she earned All-America status in 1983 and 1985. She pitched nine career no-hitters, and the highlight of her career was a perfect game in 1987 against East Carolina. Lowery is USC's third all-time strikeout leader with 874 and holds the lowest earned run average with a 0.38 mark.



Karen Sanchelli
1987, '88 • Catcher

Four-time letterwinner for South Carolina, Sanchelli graduated from USC in 1988. She earned All-America honors in 1987 and 1988. A powerful hitter, she led South Carolina three consecutive seasons in batting average, hits and slugging percentage.



Gretchen Koenig
1988 • Pitcher

Koenig earned All-America honors in 1988 when she posted 30 wins for the Gamecocks. She ranks fifth on the all-time career strikeout list with 469. She led South Carolina in five categories, including complete games, strikeouts, wins, innings pitched and shutouts. She finished her career with four no-hitters, including three during the 1988 season.



Michelle Dellosa
1989, '90, '91 • Second Base

A 1991 USC graduate, Dellosa earned All-America honors her sophomore, junior and senior years. Dellosa amassed 251 hits during her career, sixth all-time at South Carolina. She also had a cumulative batting average of .320, with 118 runs, 22 doubles, 12 triples and 121 runs batted in. During her four-year career, the Gamecocks compiled a 193-53 record.



Tricia Popowski
1989, '90, '91 • Outfield

Popowski, one of only three Gamecocks to earn All-American status three times (1989-91), is the fourth all-time leading hitter in South Carolina history with 279 hits. Popowski also leads South Carolina in triples and walks. She ranks third in runs scored, doubles and home runs. She still holds the NCAA Div I record for triples in a career.





Tiff Tootle
1991, '92, '93 • Shortstop

Tootle completed her stellar career at USC as only the third three-time All-American (1991-93). She concluded her career as the NCAA's all-time leader in hits (351) and runs scored (207). In 1992, Tootle set all-time national records in hits (123) and runs scored (72). Holds four USC softball records and is arguably the greatest player in Gamecock history.



Dana Fulmer
1995 • Outfield

Fulmer, a 1995 graduate, is considered one of the top all-time power hitters for South Carolina, holding the school record for both RBI (199) and games played (268). Fulmer is also in the Carolina top five for batting average (2nd, .368), hits (2nd, 304), at bats (2nd, 826), home runs (T-4th, 18), runs (4th, 186), doubles (5th, 49), triples (3rd, 36) and walks (3rd, 91).



Trinity Johnson
1995, '96, '97 • Pitcher

Johnson ended her career as the fourth three-time NFCA All-American in school history. The 1996-97 Honda Award winner as the nation's best softball player garnered SEC Player of the Year (unanimous selection), SEC Tournament MVP and NCAA Regional Most Outstanding Player honors to her many accolades her senior year. Johnson concluded her impressive history at Carolina holding eight school records.



Tina Plew
1995, '97 • Catcher/Utility

Plew ended her career earning second-team NFCA All-American honors as a utility player in 1997 after earning third-team All-American honors as a catcher in 1995. One of Carolina's best hitters ever, Plew still stands as Carolina's all-time leader in at bats (838) and doubles (57) and ranks in the top five in batting average, games played, hits, runs, triples, RBI, and stolen bases. Her 37 career triples ranks third all-time in NCAA Division I history.



Chanda Lee
1996 • Outfield

Lee, the team's leadoff hitter, led the team in batting average (.398), hits (68), runs (41) and stolen bases (12), while helping lead Carolina to its third straight NCAA Regional appearance in 1996. She only committed one error in 47 chances from her rightfield position. Lee is second on the stolen bases chart (74) and tied for seventh in batting average (.347).



Kim Pietro
1999 • Outfield

Pietro, a centerfielder, led the team in batting average (.419), hits (83), runs (42) and doubles (16), while leading the Gamecocks to their third NCAA Regional appearance in four years in 1999. Pietro was also named SEC Player of the Year as well as being named a GTE Academic All-American. Pietro ranks sixth on the all-time hitters list with an average of .348.



Megan Matthews
1999 • Pitcher

Matthews became only the second freshman to earn All-America honors and the first since Darlene Lowery in 1983. Matthews ended 1999 leading the nation in saves (9) and leading the SEC in strikeouts (313) and wins (29). Matthews also earned first-team All-Southeast Region and second-team All-SEC honors in 1999. She holds Carolina's career record in appearances (194), innings pitched (1110.1), strikeouts (1,090) and complete games (122).

Honors & Awards

Honda Award

1997 Trinity Johnson

Fastpitch World Player of the Year

1997 Trinity Johnson

USOC Softball Player of the Year

1997 Trinity Johnson

MLBPAA Senior Fastpitch

Pitcher of the Year

1997 Trinity Johnson

NFCA Hall of Fame

2002 Joyce Compton

Region Coach of the Year

1987 Joyce Compton..... South
1989 Joyce Compton..... South
1994 Joyce Compton..... Southeast
1995 Joyce Compton..... Southeast
1997 Joyce Compton..... Southeast

SEC Coach of the Year

1997 Joyce Compton
2002 Joyce Compton*

*Shared with Auburn's Tina Deese and LSU's Yvette Girouard

All-Region

1982 Pat Dufficy
1983 Robin Baxter
Pat Dufficy
Lindi James
Cindy Long
Darlene Lowery
Amy Lyons
1984 Robin Baxter
Lisa DaCruz
Chris Diemer
Lindi James
Cindy Long
Shirley Burton
Chris Diemer
Cindy Long
Darlene Lowery
Dena Sikole
1986 Marianne DiRupo
Terri Huggins
Karen Sanchelli
1987 Marianne DiRupo
Darlene Lowery
Karen Sanchelli
1988 Michelle Dellosa
Marianne DiRupo
Gretchen Koenig
Tricia Popowski
Karen Sanchelli
1989 Stacy Agee
Michelle Dellosa
Marianne DiRupo
Tricia Popowski
1990 Stacy Agee
Andrea Beall
Michelle Dellosa
Angie Lear
Tricia Popowski
1991 Andrea Beall
Michelle Dellosa
Angie Lear
Tricia Popowski
Tiff Tootle
1992 Dana Fulmer
Toinette Reed
Tiff Tootle
Jana Zimmerman
1993 Dana Fulmer
Toinette Reed
Tiff Tootle
1994 Christie Dammer
Dana Fulmer
Darlene Gareis
Tina Plew
Toinette Reed
1995 Dana Fulmer
Darlene Gareis
Trinity Johnson
Tina Plew
1996 Sky Brown
April Farr
Trinity Johnson
Chanda Lee
Kendra McCutcheon
Tina Plew

1997 Nikki Beers
Trinity Johnson
Chanda Lee
Kim Pietro
Tina Plew
1998 Kim Pietro
1999 Megan Matthews
Kim Pietro
2000 Megan Matthews
2001 Megan Matthews
2002 Megan Matthews.....2nd Team
2003 Danielle Quinones2nd Team
2005 Jessica Josker.....2nd Team
2008 Ashton Payne2nd Team

SEC Female Athlete of the Year

1997 Trinity Johnson

SEC Player of the Year

1997 Trinity Johnson*
1999 Kim Pietro
*unanimous selection

SEC Scholar-Athlete of the Year

2004 Ashley Smith
2005 Ashley Smith
2006 Ashley Smith

All-SEC

1997 Trinity Johnson (P)..... 1st Team*
Chanda Lee (OF) 1st Team
Kim Pietro (OF) 1st Team
Tina Plew (U) 1st Team*
Kendra McCutcheon (IF) 2nd Team
Kim Pietro (OF) 1st Team
1998 Kim Pietro (OF) 1st Team*
Megan Matthews (P) 2nd Team
Joyce McMillin (U) 2nd Team
2002 Megan Matthews (P) 2nd Team
Adrianna Baggetta (OF) 2nd Team
Amber Curtis (IF) 2nd Team
2003 Danielle Quinones (IF) 1st Team
Jodi Fittro (OF) 2nd Team
2004 Meghan Cornett (IF) 2nd Team
*unanimous selection

SEC All-Freshmen Team

2005 Jessica Josker
2006 Christie Hamilton
2008 Laura Mendes

SEC All-Defensive Team

2008 Chrissy Schoonmaker Second Base

SEC All-Tournament Team

1997 Trinity Johnson Pitcher*
Leanna Troesh First Base
Kim Schultze Second Base
Sky Brown Third Base
Kendra McCutcheon Shortstop
Tina Plew Outfield
Carrie Lyons DP/UTL
2000 Megan Matthews..... Pitcher*
Jodi Fittro Outfield
Joyce McMillin Outfield
2001 Megan Matthews..... Pitcher
Debralee Troesh Second Base
Megan Donohoo..... Outfield
2002 Danielle Quinones Catcher
Samantha Jennings..... Third Base
Amber Curtis Shortstop
Adrianna Baggetta Outfield
Jodi Fittro Outfield
2003 McKenna Hughes..... Catcher
2007 * Named Tournament MVP

NFCA National Player of the Week

1996 Trinity Johnson March 27
1997 Trinity Johnson Feb. 26 & March 5

SEC Pitcher of the Week

1997 Trinity Johnson March 19, 25
& April 24
Nikki Beers April 15
1999 Megan Matthews..... Feb. 16,
Mar. 9 & Apr. 27
2000 Megan Matthews..... Feb. 28 & April 3
2001 Megan Matthews..... Feb. 22,
Mar. 19, Apr. 30
2002 Aleca Johnson..... April 8
2003 Melanie Henkes..... Feb. 9
Stacey Johnson.....Mar. 16, 30
2007 Melissa Hendon April 17
2008 Melissa Hendon April 7

SEC Player of the Week

1997 Chanda Lee March 19
1998 Kim Pietro April 28
2002 Amber Curtis March 18
Meghan Cornett April 15
2004 Sammy Jennings..... Feb. 9
Nancy Crane March 22
2005 Jessica Josker.....Mar. 6
Meghan CornettMar. 13

SEC Freshman of the Week

2006 Ashton Payne.....Feb. 27
Jacqueline WetherbeeMarch 7
2007 Lindsay WalkerFeb. 28
2008 Laura MendesMarch 10

CoSIDA Academic All-America

1989 Marianne DiRupo (SS).....2nd Team
Kelly Grother (C)2nd Team
1999 Kim Pietro (OF) 1st Team
2004 Ashley Smith (C) 2nd Team
2005 Ashley Smith (C)3rd Team
2006 Ashley Smith (C) 1st Team
2008 Ashton Payne (OF)..... 2nd Team

CoSIDA Academic All-District III

1996 Beth Collett (IF)
Chanda Lee (OF)
Chanda Lee (OF)
1997 Kim Pietro (OF)
1998 Kim Pietro (OF) 1st Team
1999 Danielle Quinones (IF)1st team
2003 Ashley Smith (C) 1st Team
2004 Ashley Smith (C) 1st Team
2005 Ashley Smith (C) 1st Team
2006 Ashley Smith (C) 1st Team
2007 McKenna Hughes (C) 1st Team
Ashton Payne (OF)..... 2nd Team
2008 Ashton Payne (OF) 1st Team
Melissa Hendon (P)2nd Team

SEC Academic Honor Roll

1997 Nikki Beers, Carrie Elliott-Hoshour
Chanda Lee, Karri Peters
Kim Pietro, Tina Plew
1998 Carrie Elliott-Hoshour, Karri Peters
Kim Pietro, Leanna Troesh
1999 Megan Donohoo, Kim Pietro
Leanna Troesh, Jamie Williams
2000 Megan Donohoo, Megan Matthews
Joyce McMillin, Jamie Williams
Megan Donohoo, Jodi Fittro
Megan Matthews, Joyce McMillin
2002 Megan Donohoo, Jodi Fittro
Megan Matthews, Joyce McMillin
Adrianna Baggetta, Amber Curtis, Jodi
Fittro, Kristin Hall, Samantha Jennings,
Stacey Johnson, Danielle Quinones,
Melissa Sandel, Debralee Troesh
2004 Meghan Cornett, Nancy Crane, Amber
Curtis, Kristin Hall, Melanie Henkes,
Samantha Jennings, Stacey Johnson,
Melissa Sandel, Ashley Smith
2005 Meghan Cornett, Aleca Johnson,
Kristin Hall, Melanie Henkes, McKenna
Hughes, Ashley Smith, Darcy Norem,
Margaret Person, Chrissy Schoonmaker
2006 Melanie Henkes, McKenna Hughes,
Kristi Hutchins, Jessica Josker, Lisa
Longo, Anna McDaniel, Stefanie
Norman, Margaret Person, Kate Pouliot,
Chrissy Schoonmaker, Ashley Smith,
Whitney Wierzbicki
2007 Jessica Barnes, Cagney Davis,
McKenna Hughes, Jessica Josker, Lisa
Longo, Becky Martinez, Anna McDaniel,
Ashton Payne, Kate Pouliot, Chrissy
Schoonmaker, Jacqueline Wetherbee,
Whitney Wierzbicki
2008 Jessica Barnes, Sarah Conwell, Cagney
Davis, Melissa Hendon, Jessica Josker,
Ashton Payne, Kate Pouliot, Chrissy
Schoonmaker, Adele Voigt, Jacqueline
Wetherbee, Whitney Wierzbicki

SEC Freshman Academic Honor Roll

2004 McKenna Hughes, Margaret Person,
Chrissy Schoonmaker
2005 Jessica Barnes, Kristi Hutchins, Anna
McDaniel, Stephanie Norman, Kate
Pouliot, Whitney Wierzbicki
2006 Cagney Davis, Christine Hamilton,
Ashton Payne
2007 Tori Martin, Adele Voigt, Lindsay Walker
P.J. Fulmer, Cassie Gogreve, Laura
Mendes, Jill Semento



Gamecocks In The NCAA Tournament

South Carolina Totals In NCAA Tournaments

Regional Appearances: 15 (1982, 1983, 1988, 1989, 1994, 1995, 1996, 1997, 1999, 2000, 2001, 2002, 2003, 2004, 2007)
Super Regional Appearances: 1 (2007)
WCWS Appearances: 3 (1983, 1989, 1997)
All-Time Record: 29-27
WCWS Record: 2-6

NCAA Regionals All-Tournament Team

| | | | |
|------|-----------------|-------|-------------------|
| 1997 | Trinity Johnson | | Pitcher* |
| | Nikki Beers | | Pitcher |
| | Kim Schultze | | Second Base |
| | Sondra Hall | | Third Base |
| | Chanda Lee | | Outfield |
| | Tina Plew | | Outfield |
| 1999 | Megan Matthews | | Pitcher |
| | Joyce McMillin | | Utility |
| 2000 | Jodi Fittro | | Outfield |
| 2002 | Meghan Cornett | | Infield |
| | Aleca Johnson | | Pitcher |
| | Debralee Troesh | | Infield |
| 2003 | Kristin Hall | | Designated Player |

* Named Most Outstanding Player
 **No All-Regional Team Picked in 2007



1982 South Regional -- Columbia, S.C.

G1 5/15/82 Creighton 7, South Carolina 0
 G2 5/16/82 Creighton 3, South Carolina 2

1983 South Regional -- Columbia, S.C.

G1 5/13/83 South Carolina 1, Cent. Mich. 0
 G2 5/14/83 Cent. Mich. 4, South Carolina 3
 G3 5/14/83 South Carolina 3, Cent. Mich. 0

1983 World Series -- Omaha, Neb.

G2 5/25/83 S. Carolina 2, Texas A&M 0
 G7 5/26/83 CS Ful 2, South Carolina 0
 G9 5/28/83 South Carolina 2, Pacific 1
 G12 5/28/83 UCLA 2, South Carolina 1
 (17 inn.)

1988 Midwest Regional -- Tucson, Ariz.

G1 5/20/88 South Carolina 1, Minnesota 0
 G3 5/20/88 South Carolina 1, Arizona 0
 G4 5/21/88 Arizona 1, South Carolina 0
 G5 5/21/88 Arizona 4, South Carolina 3

1989 No. 8 Regional -- Tallahassee, Fla.

G1 5/19/89 South Carolina 2, Florida St. 1
 (10 inn.)
 G3 5/19/89 South Carolina 3, La. Tech 1
 G4 5/20/89 La. Tech 1, South Carolina 0
 (9 inn.)
 G5 5/20/89 South Carolina 8, La. Tech 2

1989 World Series -- Sunnyvale, Calif.

G1 5/24/89 UCLA 3, South Carolina 0
 G5 5/26/89 Oregon 1, South Carolina 0

1994 No. 2 Regional -- Columbia, S.C.

G1 5/20/94 UNLV 2, South Carolina 1
 (8 inn.)
 G4 5/21/94 South Carolina 6, Georgia St. 1
 G5 5/21/94 UCLA 3, South Carolina 1

1995 No. 8 Regional -- Columbia, S.C.

G1 5/19/95 Hawaii 3, South Carolina 2
 G4 5/20/95 South Carolina 4, Campbell 1
 G5 5/20/95 Hawaii 2, South Carolina 0

1996 No. 2 Regional -- Ann Arbor, Mich.

G1 5/17/96 S. Carolina 3, Notre Dame 0
 G3 5/18/96 Michigan 1, South Carolina 0
 G5 5/18/96 S. Carolina 6, Cent. Mich. 0
 G6 5/19/96 Michigan 10, S. Carolina 0

1997 No. 2 Regional -- Columbia, S.C.

G2 5/16/97 S. Carolina 5, UNC Greensboro 0
 G3 5/17/97 South Carolina 1, Kansas 0
 G6 5/18/97 South Carolina 1, Kansas 0

1997 World Series -- Oklahoma City, Okla.

G4 5/22/97 Washington 6, S. Carolina 0
 G8 5/24/97 Michigan 1, South Carolina 0

1999 No. 4 Regional -- Fresno, Calif.

G2 5/20/99 Texas Tech 1, South Carolina 0
 G4 5/21/99 S. Carolina 2, Florida A&M 0
 G8 5/22/99 South Carolina 2, Pacific 1
 G9 5/22/99 Texas Tech 4, South Carolina 1

2000 No. 2 Regional -- Tucson, Ariz.

G3 5/18/00 South Carolina 10, UMass 0
 G6 5/19/00 Nebraska 11, South Carolina 1
 G8 5/20/00 South Carolina 7, Illinois State 4
 G9 5/20/00 Nebraska 9, South Carolina 0

2001 No. 7 Regional -- Iowa City, Iowa

G3 5/17/01 DePaul 3, South Carolina 2
 (9 inn.)
 G5 5/18/01 Illinois St. 1, South Carolina 0

2002 No. 1 Regional -- Columbia, S.C.

G3 5/16/02 S. Carolina 2, Eastern Ky. 1
 (8 inn.)
 G6 5/17/02 Georgia 1, South Carolina 0
 G10 5/18/02 South Carolina 9, Georgia 3
 G11 5/19/02 South Carolina 2, UCLA 1
 G12 5/19/02 UCLA 1, South Carolina 0

2003 No. 1 Regional -- Tucson, Ariz.

G4 5/15/03 South Carolina 8, Princeton 7
 G8 5/16/03 Texas A&M 5, South Carolina 0
 G9 5/16/03 S. Carolina 5, CS Northridge 3
 G11 5/17/03 S. Carolina 5, Boston College 2
 G13 5/17/03 Texas A&M 6, South Carolina 3

2004 No. 1 Regional -- Tucson, Ariz.


G3 5/20/04 La-Lafayette 1, S. Carolina 0
 G6 5/21/04 South Carolina 8, Centenary 3
 G10 5/21/04 Northwestern 5, S. Carolina 3

2007 Columbia Regional

G2 5/18/07 S. Carolina 5, N.C. State 2
 G3 5/19/07 Oregon 8, S. Carolina 4
 G5 5/19/07 S. Carolina 4, N.C. State 3
 G6 5/20/07 S. Carolina 2, Oregon 0
 G7 5/20/07 S. Carolina 4, Oregon 3

2007 Evanston Super Regional

G1 5/25/07 Northwestern 6, S. Carolina 1
 G2 5/26/07 Northwestern 3, S. Carolina 0



South Carolina has hosted seven NCAA Regionals: 1982, 1983, 1994, 1995, 1997, 2002 and 2007. Five of those have come at Beckham Field, shown above.



The Gamecocks fought from a No. 4 seed in their own regional in 2007 to win and advance into the program's first Super Regional against Northwestern.

NCAA®



Year-by-Year Results

1974
Record: 6-3
Coach: Pam Backhaus

No scores available.

1975
Record: 8-4
Coach: Vivian Hamilton

| Opponent | Site | W | L | Score |
|-----------------------|------|---|---|-------|
| Winthrop | ? | | L | 7-8 |
| Coker | ? | W | | 14-9 |
| Winthrop | ? | W | | 5-4 |
| Prentiss Institute | ? | W | | 18-3 |
| Delta State# | N1 | | L | 6-7 |
| Southern Mississippi# | N1 | W | | 15-4 |
| Delta State# | N1 | | L | 8-10 |
| Mississippi College# | N1 | W | | 10-8 |
| Coker | ? | W | | 41-9 |
| Coker | ? | W | | 16-4 |
| Clafin | ? | W | | 14-6 |
| Winthrop | ? | | L | 3-8 |

Key: # Hinds Collegetown Invitational

1976
Record: 21-2
Coach: Frankie Porter
AIAW World Series

| Opponent | Site | W | L | Score |
|----------------------|------|---|---|-------|
| Rutgers | ? | W | | 6-4 |
| Clafin | ? | W | | 33-9 |
| Rutgers | ? | W | | 9-8 |
| Rutgers | ? | W | | 11-0 |
| Rutgers | ? | W | | 10-7 |
| Clafin | ? | W | | 10-1 |
| Barrington (R.I.) | ? | W | | 6-1 |
| Barrington (R.I.) | ? | W | | 7-3 |
| Voorhees | ? | W | | 27-5 |
| Furman | ? | W | | 30-6 |
| Winthrop | ? | W | | 6-5 |
| Miss. U. for Women# | N1 | W | | 3-0 |
| Delta State# | N1 | W | | 17-2 |
| Mississippi College# | N1 | W | | 17-13 |
| Mississippi College# | N1 | W | | 12-11 |
| Winthrop | ? | W | | 21-4 |
| Voorhees | ? | W | | 16-1 |
| Erskine | ? | W | | 18-7 |
| Winthrop% | H | W | | 8-3 |
| Winthrop% | H | W | | 13-9 |
| East Stroudsburg\$ | N2 | | L | 0-10 |
| Northern Oklahoma\$ | N2 | W | | 5-1 |
| Texas-Arlington\$ | N2 | | L | 0-3 |

Key: # Hines Invitational, % SC AIAW Tournament, \$ AIAW World Series

1977
Record: 11-6
Coach: Elaine Taylor

| Opponent | Site | W | L | Score |
|-------------------|------|---|---|-------|
| Allen | ? | W | | 32-3 |
| Benedict | ? | W | | 27-6 |
| Rutgers | ? | | L | 6-13 |
| Indiana | ? | | L | 0-1 |
| Rutgers | ? | | L | 3-8 |
| Indiana | ? | | L | 0-2 |
| Barrington (R.I.) | ? | W | | 15-11 |
| Rutgers | ? | | L | N/A |
| Furman | ? | W | | 25-5 |
| Erskine | ? | | L | 9-16 |
| Erskine | ? | W | | 16-1 |
| Winthrop | ? | W | | 21-15 |
| Winthrop | ? | W | | 17-13 |
| Coker | ? | W | | N/A |
| Limestone% | H | W | | 24-4 |

| | | | |
|-----------|---|---|------|
| Benedict% | H | W | 5-3 |
| Erskine% | H | W | 16-7 |

Key: % SC AIAW Tournament

1978
Record: 9-5
Coach: Molly Maguire
AIAW World Series

| Opponent | Site | W | L | Score |
|---------------------|------|---|---|-------|
| Central Wesleyan | ? | W | | 19-0 |
| Limestone | ? | W | | 12-6 |
| Furman | ? | W | | 27-6 |
| East Stroudsburg | ? | W | | 5-4 |
| Fairleigh Dickinson | ? | W | | 21-0 |
| Indiana | ? | | L | 5-10 |
| Trenton State | ? | | L | 2-5 |
| Rutgers | ? | | L | 0-4 |
| Erskine | ? | W | | 8-6 |
| Erskine | ? | W | | 1-0 |
| Winthrop | ? | W | | 7-4 |
| Winthrop | ? | W | | 3-2 |
| Utah State\$ | N | | L | 0-11 |
| Portland State\$ | N | | L | 7-10 |

Key: \$ AIAW World Series

1979
Record: 38-14
Coach: Judy Martino

No scores available.

1980
Record: 28-6
Coach: Judy Martino
AIAW World Series

| Opponent | Site | W | L | Score |
|-----------------------|------|---|---|-------|
| Northern Illinois | ? | W | | 7-0 |
| Ithaca | ? | W | | 3-2 |
| Ithaca | ? | W | | 7-0 |
| Northern Illinois | ? | W | | 6-4 |
| Monclair State | ? | W | | 5-0 |
| Rutgers | ? | W | | 4-0 |
| Trenton State | ? | W | | 7-0 |
| Massachusetts | ? | W | | 1-0 |
| Trenton State | ? | W | | 4-3 |
| Miami (Ohio) | ? | W | | 3-2 |
| East Stroudsburg | ? | | L | 1-5 |
| East Stroudsburg | ? | W | | 2-1 |
| Glassboro | ? | W | | 9-3 |
| Fairleigh Dickinson | ? | W | | 7-0 |
| Northwestern Illinois | ? | W | | 4-0 |
| Cortland | ? | W | | 7-1 |
| Onondago | ? | W | | 7-1 |
| Northwestern | ? | W | | 2-0 |
| Northwestern | ? | W | | 2-0 |
| Adelphi | ? | W | | 2-0 |
| Onondago | ? | W | | 6-0 |
| West Virginia | ? | W | | 7-0 |
| Adelphi | ? | W | | 2-1 |
| Texas Wesleyan | ? | W | | 1-0 |
| Sam Houston State | ? | | L | 2-3 |
| North Texas | ? | W | | 17-0 |
| Texas-Arlington | ? | W | | 1-0 |
| Sam Houston State | ? | | L | 2-3 |
| Texas-Arlington | ? | | L | 0-3 |
| Texas Wesleyan | ? | W | | 1-0 |
| Virginia# | ? | W | | 6-0 |
| Virginia# | ? | W | | 9-0 |
| Indiana\$ | N | | L | 0-5 |
| Missouri State\$ | N | | L | 0-4 |

Key: # Regional Tournament, \$ AIAW World Series

1981
Record: 19-9
Coach: Judy Martino
AIAW World Series

| Opponent | Site | W | L | Score |
|---------------------|------|---|---|-------|
| Ithaca | ? | W | | 3-1 |
| Ithaca | ? | | L | 1-3 |
| Ithaca | ? | W | | 4-0 |
| Ithaca | ? | | L | 3-4 |
| Kutztown | ? | W | | 12-0 |
| Cortland | ? | W | | 7-0 |
| Fairleigh Dickinson | ? | W | | 7-0 |
| Miami (Ohio) | ? | W | | 6-3 |
| Northwestern | ? | W | | 1-0 |
| Massachusetts | ? | W | | 3-0 |
| Northern Iowa# | N4 | W | | 5-4 |
| Texas Women's# | A | | L | 0-5 |
| Western Michigan# | N4 | | L | 0-4 |
| Oklahoma City# | N4 | W | | 13-2 |
| North Texas# | N4 | W | | 4-1 |
| Brown | ? | W | | 20-0 |
| Brown | ? | W | | 9-0 |
| Brown | ? | W | | 7-1 |
| Francis Marion | ? | W | | 4-2 |
| Winthrop | ? | | L | 4-5 |
| Penn State! | N5 | W | | 7-1 |
| Virginia! | N5 | W | | 7-0 |
| Delaware! | N5 | W | | 2-0 |
| Rhode Island! | N5 | | L | 0-2 |
| Towson State! | N5 | W | | 2-0 |
| Penn State! | N5 | | L | 1-6 |
| UCLAS | N | | L | 0-3 |
| Texas A&M\$ | N | | L | 0-4 |

Key: # Texas Women's Inv., ! U.S. Naval Academy Inv., \$ AIAW World Series

1982
Record: 25-9
Coach: Terri Drake
NCAA Regionals

| Opponent | Site | W | L | Score |
|------------------------|------|---|---|-------|
| Eastern Michigan | ? | W | | 4-1 |
| Ithaca | ? | W | | 3-2 |
| Eastern Michigan | ? | | L | 0-1 |
| Cortland | ? | W | | 7-0 |
| Westchester | ? | W | | 8-0 |
| Cortland | ? | W | | 7-0 |
| Ithaca | ? | W | | 3-0 |
| Bloomsburg State | ? | W | | 1-0 |
| Seton Hall | ? | W | | 11-0 |
| Kutztown | ? | W | | 13-0 |
| Rhode Island | ? | W | | 2-0 |
| Michigan | ? | W | | 4-0 |
| Michigan | ? | | L | 0-1 |
| Rhode Island | ? | W | | 9-1 |
| American International | ? | W | | 4-2 |
| West Virginia | ? | W | | 5-1 |
| Massachusetts | ? | W | | 3-0 |
| Rutgers | ? | W | | 1-0 |
| Adelphi | ? | W | | 3-0 |
| Trenton | ? | W | | 7-0 |
| Northwestern | ? | | L | 1-4 |
| LSU | ? | W | | 4-0 |
| LSU | ? | W | | 3-0 |
| LSU | ? | W | | 4-1 |
| Francis Marion | ? | W | | 4-1 |
| Francis Marion | ? | W | | 9-0 |
| Indiana | ? | | L | 0-6 |
| Michigan State | ? | | L | 0-6 |
| Indiana State | ? | W | | 6-0 |
| Western Michigan | ? | | L | 2-4 |
| Ball State | ? | | L | 0-2 |
| Winthrop | ? | W | | 5-0 |
| Creighton# | ? | | L | 0-7 |
| Creighton# | ? | | L | 2-3 |

Key: # NCAA Regionals

1983
Record: 30-10
Coach: Lou Piel
Women's College World Series

| Opponent | Site | W | L | Score |
|----------------------|------|---|---|-------|
| Truman State | H | W | | 3-0 |
| Villanova | H | W | | 10-0 |
| Villanova | H | W | | 4-0 |
| Bloomsburg State | H | | L | 0-3 |
| Ithaca | H | W | | 5-1 |
| Penn State | H | W | | 1-0 |
| Penn State | H | W | | 4-0 |
| Miami (Ohio) | H | W | | 4-1 |
| Wayne State | H | | L | 1-4 |
| Oklahoma State# | N6 | W | | 1-0 |
| Western Illinois# | N6 | W | | 4-2 |
| Iowa# | N6 | W | | 4-1 |
| Arizona# | N6 | W | | 8-4 |
| Arizona State# | N6 | W | | 1-0 |
| Michigan | H | W | | 5-0 |
| Michigan | H | W | | 2-0 |
| Massachusetts | H | | L | 1-3 |
| Nicholls State% | N7 | W | | 1-0 |
| Bowling Green% | N7 | | L | 1-2 |
| Rider% | N7 | W | | 6-1 |
| Bowling Green% | N7 | W | | 6-0 |
| Adelphi | H | W | | 1-0 |
| Adelphi | H | W | | 4-0 |
| Francis Marion | H | W | | 1-0 |
| Francis Marion | H | W | | 7-2 |
| Oklahoma& | N8 | W | | 5-0 |
| Louisiana Tech& | A | | L | 1-2 |
| Texas-Arlington& | N8 | W | | 4-3 |
| Louisiana Tech& | A | W | | 3-0 |
| Winthrop | A | | L | 0-1 |
| Winthrop | A | | L | 0-1 |
| Wayne State* | N9 | W | | 1-0 |
| Mil-Dor (Exh.)* | N9 | W | | 3-1 |
| Illinois State* | N9 | W | | 3-1 |
| Central Michigan\$ | H | W | | 1-0 |
| Central Michigan\$ | H | | L | 3-4 |
| Central Michigan\$ | H | W | | 3-0 |
| Texas A&M! | N3 | W | | 2-0 |
| Cal State-Fullerton! | N3 | | L | 0-2 |
| Pacific! | N3 | W | | 2-1 |
| UCLA! | N3 | | L | 1-2 |

Key: # Oklahoma Inv., & Louisiana Tech Inv., * Indiana Inv., \$ NCAA South Regional, ! NCAA World Series

1984
Record: 15-18
Coach: Lou Piel

| Opponent | Site | W | L | Score |
|----------------------|------|---|---|-------|
| Penn State | H | W | | 1-0 |
| Penn State | H | W | | 2-0 |
| Rhode Island | H | W | | 3-0 |
| Wayne State | H | | L | 2-3 |
| Bloomsburg State | H | | L | 1-7 |
| Virginia | H | W | | 2-1 |
| Virginia | H | W | | 9-0 |
| Bowling Green | H | W | | 3-0 |
| Massachusetts | H | W | | 1-0 |
| Rutgers | H | W | | 7-1 |
| Cal State-Fullerton# | A | | L | 1-11 |
| Fresno State# | N10 | | L | 1-8 |
| Utah# | N10 | | L | 0-1 |
| New Mexico | N10 | W | | 2-0 |
| Indiana | H | | L | 1-3 |
| Indiana | H | | L | 0-2 |
| George Mason | H | W | | 10-7 |
| George Mason | H | | L | 2-3 |
| Francis Marion | A | W | | 3-2 |
| Francis Marion | A | W | | 4-0 |
| Nicholls State% | N8 | | L | 0-6 |
| Texas A&M% | N8 | | L | 0-9 |
| Louisiana Tech% | A | | L | 0-6 |



Year-by-Year Results

| | | | |
|-------------------|----|---|-----|
| Utah% | N8 | L | 4-5 |
| Francis Marion | H | W | 8-0 |
| Francis Marion | H | W | 6-0 |
| Louisiana Tech | H | L | 0-1 |
| Louisiana Tech | H | L | 0-4 |
| Central Michigan& | N9 | W | 3-1 |
| Adelphi& | N9 | L | 2-4 |
| Wayne State& | N9 | L | 0-5 |
| Western Michigan& | N9 | L | 0-2 |
| Indiana& | A | L | 1-4 |

Key: # Pony Invitational, % Louisiana Tech Invitational, & Indiana Invitational

1985
Record: 33-10-3
Coach: Lou Piel

| Opponent | Site | W | L | Score |
|-------------------|------|---|---|-------|
| Toledo# | N11 | W | | 2-0 |
| Indiana# | N11 | | T | 1-1 |
| Baylor# | N11 | | T | 1-1 |
| Louisiana-Monroe# | N11 | W | | 2-0 |
| Northwestern# | N11 | W | | 3-0 |
| Louisiana Tech# | N11 | | L | 0-1 |
| Bowling Green | H | W | | 6-0 |
| Connecticut | H | W | | 3-1 |
| Indiana State | H | W | | 1-0 |
| Rhode Island | H | W | | 5-2 |
| Kansas State\$ | N6 | W | | 11-0 |
| Texas-Arlington\$ | N6 | W | | 13-2 |
| Creighton\$ | N6 | | L | 1-2 |
| Oklahoma State\$ | N6 | | L | 1-2 |
| Miami (Ohio) | H | W | | 8-0 |
| Eastern Michigan | H | W | | 2-0 |
| Massachusetts | H | W | | 1-0 |
| Massachusetts | H | | T | 1-1 |
| Indiana | H | | L | 1-2 |
| Indiana | H | | L | 1-3 |
| Ohio | H | W | | 5-1 |
| Ohio | H | W | | 5-0 |
| Eastern Illinois | H | W | | 5-0 |
| Eastern Illinois | H | W | | 4-1 |
| East Carolina | A | W | | 8-1 |
| East Carolina | A | | L | 3-7 |
| North Carolina | A | W | | 1-0 |
| North Carolina | A | W | | 1-0 |
| Adelphi | H | | L | 0-1 |
| Adelphi | H | W | | 2-1 |
| Adelphi | H | W | | 5-4 |
| Adelphi | H | | L | 0-2 |
| Western Illinois* | H | W | | 4-1 |
| George Mason* | H | W | | 4-2 |
| Nicholls State* | H | W | | 9-1 |
| Adelphi* | H | W | | 1-0 |
| Louisiana Tech* | H | W | | 2-1 |
| USF | N12 | W | | 6-0 |
| USF | N12 | W | | 3-2 |
| Florida State | A | W | | 2-0 |
| Florida State | A | | L | 0-2 |
| Winthrop | H | W | | 2-0 |
| North Carolina | H | W | | 2-0 |
| North Carolina | H | W | | 4-3 |
| Furman | H | W | | 4-0 |
| Mississippi State | N13 | W | | 7-3 |
| Mississippi State | N13 | | L | 4-5 |

Key: # Bayou Classic, \$ Sooner Invitational, * South Carolina Invitational

1986
Record: 22-20
Coach: Lou Piel

| Date | Day | Opponent | Site | W | L | Score |
|------|-----|----------------------|------|---|---|-------|
| 3/6 | Th | Boston College | H | W | | 6-0 |
| 3/6 | Th | Boston College | H | W | | 8-0 |
| 3/8 | Sa | George Mason | H | W | | 1-0 |
| 3/8 | Sa | George Mason | H | W | | 5-1 |
| 3/9 | Su | Illinois State | H | | L | 1-2 |
| 3/9 | Su | Illinois State | H | | L | 1-2 |
| 3/10 | M | Indiana State | H | W | | 2-1 |
| 3/10 | M | Indiana State | H | W | | 1-0 |
| 3/11 | Tu | Northern Illinois | H | | L | 0-1 |
| 3/11 | Tu | Northern Illinois | H | W | | 3-0 |
| 3/12 | W | Rhode Island | H | W | | 3-1 |
| 3/12 | W | Rhode Island | H | W | | 5-0 |
| 3/15 | Sa | Louisiana Tech | A | | L | 0-1 |
| 3/15 | Sa | Louisiana Tech | A | | L | 0-6 |
| 3/16 | Su | Nicholls State | A | W | | 3-0 |
| 3/21 | F | Princeton | H | W | | 8-0 |
| 3/23 | Su | Eastern Illinois | H | | L | 0-1 |
| 3/23 | Su | Evansville | H | W | | 2-0 |
| 3/27 | Th | Baylor# | N14 | W | | 5-2 |
| 3/27 | Th | Nebraska# | N14 | | L | 2-6 |
| 3/28 | F | Arizona State# | N14 | W | | 3-1 |
| | | Louisiana-Lafayette# | N14 | | L | 1-5 |
| | | California# | N14 | | L | 2-6 |
| | | Kansas# | N14 | | L | 2-10 |
| | | St. Mary's# | N14 | | L | 3-4 |
| 4/5 | Sa | East Carolina | A | W | | 3-0 |
| 4/5 | Sa | East Carolina | A | W | | 2-1 |
| 4/8 | Tu | Winthrop | A | W | | 5-0 |
| 4/12 | Sa | Texas A&M | H | W | | 2-0 |
| 4/12 | Sa | Texas A&M | H | | L | 1-3 |
| 4/13 | Su | Texas A&M | H | | L | 3-7 |
| 4/13 | Su | Texas A&M | H | | L | 0-1 |
| 4/17 | Th | Utah State | A | | L | 3-4 |
| 4/17 | Th | Utah State | A | | L | 0-3 |
| 4/18 | F | Utah | A | | L | 0-2 |
| | | Virginia! | H | W | | 2-0 |
| | | USF! | H | | L | 0-1 |
| | | Georgia State! | H | W | | 6-0 |
| | | Florida State! | H | | L | 0-3 |
| 5/3 | Sa | Furman | H | W | | 3-2 |
| 5/3 | Sa | Furman | H | | L | 0-2 |

Key: # Houston Classic, ! South Carolina Invitational

1987
Record: 34-14
Coach: Joyce Compton

| Date | Day | Opponent | Site | W | L | Score |
|------|-----|----------------------|------|---|---|-------|
| 3/6 | F | Baylor* | N15 | W | | 5-0 |
| 3/6 | F | Sam Houston State* | N15 | W | | 7-6 |
| 3/6 | F | Texas A&M* | A | | L | 1-2 |
| 3/7 | Sa | Cal State-Fullerton* | N15 | | L | 0-2 |
| 3/7 | Sa | Oklahoma State* | N15 | | L | 1-3 |
| 3/7 | Sa | Louisiana Tech* | N15 | | L | 0-2 |
| 3/10 | Tu | Rhode Island | N7 | W | | 7-0 |
| 3/10 | Tu | Detroit | N7 | W | | 7-0 |
| 3/11 | W | Maine | N7 | W | | 2-0 |
| 3/11 | W | Rhode Island | N7 | W | | 6-0 |
| 3/12 | Th | USF | A | | L | 1-0 |
| | | USF# | A | W | | 3-1 |
| | | Rutgers# | N16 | W | | 12-1 |
| | | Eastern Michigan# | N16 | W | | 3-0 |
| | | Temple# | N16 | W | | 5-0 |
| | | Florida State# | N16 | W | | 4-0 |
| | | Stetson# | N16 | W | | 2-0 |
| | | Bradley# | N16 | W | | 8-0 |
| | | Arizona State# | N16 | | L | 0-1 |
| | | Florida State# | N16 | W | | 2-0 |
| 3/17 | Tu | Connecticut | H | W | | 8-0 |
| 3/18 | W | Seton Hall | H | W | | 8-1 |
| 3/20 | F | Princeton | H | W | | 6-0 |
| 3/20 | F | Princeton | H | W | | 11-0 |
| 3/21 | Sa | Colgate | H | W | | 11-0 |
| | | Brigham Young@ | N10 | W | | 2-0 |
| | | U.S. International@ | N10 | | L | 0-1 |
| | | Indiana@ | N10 | W | | 2-1 |
| | | Cal State-Fullerton@ | A | | L | 0-1 |
| | | Long Beach State@ | N10 | | L | 0-1 |
| | | Utah State@ | N10 | | L | 1-2 |
| | | North Carolina | H | W | | 1-0 |
| | | North Carolina | H | W | | 7-2 |
| 4/10 | F | Georgia State\$ | H | W | | 9-0 |
| 4/10 | F | Louisiana Tech\$ | H | | L | 1-2 |
| 4/11 | Sa | Nicholls State\$ | H | | L | 0-2 |
| 4/11 | Sa | George Mason\$ | H | W | | 4-0 |
| 4/11 | Sa | Florida State\$ | H | | L | 0-1 |
| 4/12 | Su | USF\$ | H | W | | 1-0 |
| 4/12 | Su | Furman\$ | H | W | | 1-0 |
| 4/18 | Sa | Florida State | A | W | | 3-1 |
| 4/18 | Sa | Florida State | A | W | | 1-0 |
| 4/19 | Su | Florida State | A | | L | 1-2 |
| 4/25 | Sa | Furman | H | W | | 3-0 |
| 4/25 | Sa | East Carolina | H | W | | 2-0 |
| 4/26 | Su | East Carolina | H | W | | 3-1 |
| 4/26 | Su | East Carolina | H | W | | 8-0 |
| 5/2 | Sa | Furman | H | W | | 3-0 |
| 5/2 | Sa | Furman | H | W | | 4-1 |

Key: * Texas A&M Invitational, # USF Tournament, @ Pony Invitational, \$ South Carolina Invitational



Year-by-Year Results

1988

Record: 47-14
Coach: Joyce Compton
NCAA Regionals

| Date | Day | Opponent | Site | W | L | Score |
|------|-----|----------------------|------|---|---|-------|
| 2/18 | Th | Furman | A | W | | 4-0 |
| 2/18 | Th | Furman | A | W | | 2-0 |
| 2/22 | M | North Carolina | A | | L | 0-1 |
| 2/22 | M | North Carolina | A | W | | 12-1 |
| 2/29 | M | Georgia Southern | A | W | | 22-0 |
| 2/29 | M | Georgia Southern | A | W | | 17-0 |
| 3/4 | F | McNeese State* | N15 | W | | 4-0 |
| 3/4 | F | Sam Houston State* | N15 | | L | 2-3 |
| 3/5 | Sa | Louisiana Tech* | N15 | | L | 0-1 |
| 3/5 | Sa | Texas A&M* | A | | L | 0-3 |
| 3/6 | Su | Oklahoma State* | N15 | W | | 3-1 |
| 3/6 | Su | Illinois State* | N15 | | L | 0-3 |
| 3/8 | Tu | Central Michigan | N16 | | L | 1-4 |
| 3/8 | Tu | Central Michigan | N16 | W | | 4-0 |
| 3/10 | Th | USF | A | W | | 2-0 |
| 3/10 | Th | USF | A | W | | 6-0 |
| | | Oklahoma City% | N16 | W | | 5-0 |
| | | Stetson% | N16 | W | | 6-0 |
| | | Central Michigan% | N16 | W | | 2-1 |
| | | Winthrop% | N16 | W | | 3-0 |
| | | Western Michigan% | N16 | W | | 5-0 |
| | | Maine% | N16 | W | | 10-0 |
| | | Florida State% | N16 | W | | 5-1 |
| 3/24 | Th | Louisiana Tech | A | | L | 0-1 |
| 3/24 | Th | Louisiana Tech | A | | L | 0-2 |
| 3/25 | F | Baylor! | N8 | W | | 10-0 |
| 3/25 | F | Kent State! | N8 | W | | 8-0 |
| 3/26 | Sa | Indiana! | N8 | W | | 4-3 |
| 3/26 | Sa | Louisiana Tech! | A | | L | 1-5 |
| 3/30 | W | Charleston Southern | A | W | | 15-0 |
| 3/30 | W | Charleston Southern | A | | L | 2-5 |
| 4/1 | F | Utah | H | W | | 2-0 |
| 4/1 | F | Florida State | H | W | | 1-0 |
| 4/2 | Sa | Florida State | H | W | | 3-1 |
| 4/2 | Sa | Utah | H | W | | 3-0 |
| 4/5 | Tu | Winthrop | H | W | | 11-1 |
| 4/5 | Tu | Winthrop | H | W | | 5-0 |
| | | North Carolina | H | W | | 1-0 |
| | | Georgia State | H | W | | 7-0 |
| | | Furman | H | W | | 10-0 |
| | | Georgia State | H | W | | 7-0 |
| | | Georgia State+ | N17 | W | | 11-4 |
| | | Louisiana-Lafayette+ | N17 | W | | 1-0 |
| | | North Carolina+ | N17 | W | | 2-0 |
| | | Nicholls State+ | N17 | W | | 5-1 |
| | | Georgia State+ | N17 | W | | 9-0 |
| | | Louisiana Tech+ | N17 | | L | 1-3 |
| 4/21 | Th | Furman | H | W | | 3-0 |
| 4/21 | Th | Furman | H | W | | 5-0 |
| 4/23 | Sa | East Carolina | H | W | | 3-0 |
| 4/23 | Sa | East Carolina | H | W | | 5-3 |
| 4/24 | Su | Virginia | H | W | | 6-1 |
| 4/24 | Su | Virginia | H | W | | 10-0 |
| | | Charlotte | A | W | | 18-0 |
| | | Charlotte | A | W | | 4-2 |
| 5/6 | F | Furman | A | | L | 2-3 |
| 5/6 | F | Furman | A | W | | 3-2 |
| | | Minnesota= | N18 | W | | 1-0 |
| | | Arizona= | A | W | | 1-0 |
| | | Arizona= | A | | L | 0-1 |
| | | Arizona= | A | | L | 3-4 |

Key: * Texas A&M Invitational, % USF Invitational, ! Louisiana Tech Invitational, + Chattanooga Tournament, = NCAA Regionals

1989

Record: 46-12
Coach: Joyce Compton
Women's College World Series

| Date | Day | Opponent | Site | W | L | Score |
|------|-----|---------------------|------|---|---|-------|
| 2/24 | F | Georgia Southern | A | W | | 4-1 |
| 2/24 | F | Georgia Southern | A | W | | 3-0 |
| 3/3 | Sa | Sam Houston State! | N15 | W | | 1-0 |
| 3/3 | Sa | Illinois State! | N15 | W | | 4-3 |
| 3/4 | Su | Oklahoma City! | N15 | W | | 5-1 |
| 3/4 | Su | Texas A&M! | A | W | | 11-1 |
| 3/7 | Tu | Central Michigan | N16 | W | | 3-0 |
| 3/7 | Tu | Central Michigan | N16 | | L | 1-2 |
| 3/9 | Th | USF | A | W | | 2-0 |
| 3/9 | Th | USF | A | | L | 2-3 |
| 3/10 | F | Arizona State* | N16 | | L | 0-1 |
| 3/10 | F | Louisiana-Monroe* | N16 | W | | 5-2 |
| 3/11 | Sa | Akron* | N16 | W | | 4-3 |
| 3/11 | Sa | Eastern Michigan* | N16 | | L | 0-1 |
| | | Western Michigan* | N16 | W | | 4-0 |
| | | Virginia* | N16 | W | | 7-0 |
| | | Arizona State* | N16 | | L | 5-13 |
| 3/24 | F | North Carolina# | H | W | | 1-0 |
| 3/24 | F | Winthrop# | H | W | | 3-0 |
| 3/25 | Sa | Toledo# | H | W | | 2-1 |
| 3/25 | Sa | Georgia State# | H | W | | 2-1 |
| 3/27 | M | Toledo | H | W | | 5-1 |
| 3/27 | M | Toledo | H | W | | 4-3 |
| 3/28 | Tu | Charleston Southern | H | W | | 10-0 |
| 3/28 | Tu | Charleston Southern | H | W | | 4-0 |
| 3/31 | F | Furman | H | W | | 4-2 |
| 3/31 | F | Louisiana Tech | H | | L | 2-5 |
| 4/1 | Sa | Louisiana Tech | H | | L | 1-2 |
| 4/1 | Sa | Furman | H | W | | 3-0 |
| | | North Carolina | H | W | | 4-1 |
| | | North Carolina | H | W | | 2-1 |
| | | Coastal Carolina | H | W | | 3-0 |
| | | Coastal Carolina | H | W | | 7-0 |
| | | East Carolina\$ | H | W | | 5-1 |
| | | Georgia Southern\$ | H | W | | 13-0 |
| | | Georgia State\$ | H | W | | 5-3 |
| | | Georgia State\$ | H | W | | 1-0 |
| | | East Carolina\$ | H | W | | 4-0 |
| | | Coastal Carolina | H | W | | 2-0 |
| | | Coastal Carolina | H | W | | 1-0 |
| 4/14 | F | Adelphi% | A | W | | 13-1 |
| 4/15 | Sa | Penn State% | N19 | W | | 5-2 |
| | | Charlotte | H | W | | 2-0 |
| | | Charlotte | H | W | | 8-0 |
| 4/18 | Tu | Furman | H | W | | 3-1 |
| 4/18 | Tu | Furman | H | | L | 1-2 |
| 4/21 | F | Nicholls State& | N17 | W | | 4-3 |
| 4/21 | F | Austin Peay& | N17 | W | | 8-0 |
| 4/22 | Sa | USF& | N17 | W | | 4-3 |
| 4/22 | Sa | Virginia& | N17 | W | | 2-0 |
| | | North Carolina& | N17 | W | | 5-4 |
| | | Nicholls State& | N17 | | L | 3-4 |
| | | Florida State+ | H | W | | 2-1 |
| | | Louisiana Tech+ | H | W | | 3-1 |
| | | Louisiana Tech+ | H | | L | 0-1 |
| | | Louisiana Tech+ | H | W | | 8-2 |
| 5/24 | W | UCLA= | N3 | | L | 0-3 |
| | | Oregon= | N3 | | L | 0-1 |

Key: ! Texas A&M Tournament, * USF Tournament, # USC Round Robin, \$ USC Invitational, % Adelphi Tournament, & Chattanooga Tournament, + NCAA Regionals, = Women's College World Series

1990

Record: 49-14
Coach: Joyce Compton

| Date | Day | Opponent | Site | W | L | Score |
|------|-----|----------------------|------|---|---|-------|
| 2/17 | Sa | Furman | A | W | | 4-3 |
| 2/17 | Sa | Furman | A | | L | 0-1 |
| 2/24 | Sa | Charleston Southern | A | W | | 4-0 |
| 2/24 | Sa | Charleston Southern | A | W | | 10-1 |
| 2/25 | Su | UNC Wilmington | H | W | | 17-2 |
| 2/25 | Su | UNC Wilmington | H | W | | 6-2 |
| 2/28 | W | Georgia State | A | W | | 2-0 |
| | | Georgia State | A | W | | 4-0 |
| | | Georgia State | A | W | | 6-0 |
| | | Georgia State | A | W | | 7-0 |
| 3/3 | Sa | North Carolina | H | W | | 7-0 |
| 3/3 | Sa | North Carolina | H | W | | 5-4 |
| | | Nicholls State! | N15 | W | | 1-0 |
| | | Missouri State! | N15 | W | | 4-2 |
| | | Oklahoma City! | N15 | W | | 2-1 |
| | | Missouri State! | N15 | W | | 4-0 |
| | | Sam Houston State! | N15 | W | | 7-0 |
| | | Illinois State! | N15 | W | | 2-1 |
| | | Kansas! | N15 | | L | 1-2 |
| | | Texas A&M! | A | W | | 1-0 |
| 3/13 | Tu | Louisiana-Lafayette | A | | L | 0-1 |
| 3/13 | Tu | Louisiana-Lafayette | A | | L | 3-4 |
| | | Louisiana-Monroe# | N14 | W | | 9-1 |
| | | Creighton# | N14 | W | | 2-1 |
| | | St. Mary's# | N14 | W | | 9-0 |
| | | Sam Houston State# | N14 | W | | 1-0 |
| | | Western Illinois# | N14 | W | | 4-2 |
| | | Texas A&M# | N14 | | L | 1-5 |
| | | Southern Mississippi | N14 | W | | 4-0 |
| 3/20 | Tu | Ohio | H | W | | 5-1 |
| 3/20 | Tu | Ohio | H | W | | 7-1 |
| 3/22 | Th | Louisiana Tech | A | | L | 1-2 |
| | | Texas-Arlington\$ | N8 | W | | 3-1 |
| | | Missouri State\$ | N8 | | L | 4-5 |
| | | Louisiana Tech\$ | A | | L | 0-1 |
| 3/28 | W | Coastal Carolina | A | W | | 8-3 |
| 3/28 | W | Coastal Carolina | A | W | | 8-0 |
| 4/3 | Tu | Coastal Carolina | H | W | | 6-1 |
| 4/3 | Tu | Coastal Carolina | H | W | | 11-3 |
| 4/4 | W | Charlotte | A | W | | 2-0 |
| 4/4 | W | Charlotte | A | | L | 0-1 |
| | | Texas A&M% | H | W | | 10-4 |
| | | Furman% | H | W | | 2-0 |
| | | Nicholls State% | H | W | | 5-2 |
| | | Furman% | H | W | | 2-0 |
| | | Nicholls State% | H | | L | 1-2 |
| 4/10 | Tu | North Carolina | A | W | | 4-0 |
| 4/10 | Tu | North Carolina | A | W | | 2-1 |
| 4/11 | W | Virginia | A | W | | 4-0 |
| 4/11 | W | Virginia | A | W | | 4-0 |
| | | Winthrop& | H | W | | 3-0 |
| | | Georgia Southern& | H | W | | 4-0 |
| | | Georgia State& | H | W | | 3-0 |
| | | Charlotte& | H | | L | 2-3 |
| | | Furman* | N17 | W | | 11-2 |
| | | Georgia State* | N17 | W | | 2-0 |
| | | Northwestern* | N17 | | L | 2-3 |
| 4/25 | Su | Furman | H | W | | 2-1 |
| 4/25 | Su | Furman | H | W | | 11-1 |
| 4/28 | W | USF | H | | L | 0-1 |
| 4/28 | W | USF | H | W | | 3-2 |
| 4/29 | Th | Florida State | A | W | | 2-0 |
| 4/29 | Th | Florida State | A | | L | 0-3 |

Key: ! Texas A&M Tournament, # Houston Invitational, \$ Louisiana Tech Tournament, % USC Round Robin, & USC Invitational, * Chattanooga Tournament



Year-by-Year Results

1991
Record: 51-13
Coach: Joyce Compton

| Date | Day | Opponent | Site | W | L | Score |
|------|-----|--------------------------|------|---|---|-------|
| 2/17 | Su | Furman | A | W | | 2-1 |
| | | Furman | A | W | | 6-5 |
| 2/24 | Su | UNC Wilmington | N20 | W | | 15-0 |
| 2/24 | Su | North Carolina | A | W | | 4-0 |
| 2/26 | Tu | Georgia Southern | A | W | | 3-1 |
| 2/26 | Tu | Georgia Southern | A | W | | 5-1 |
| 3/2 | Sa | North Carolina | H | | L | 1-3 |
| 3/2 | Sa | Louisiana Tech | H | W | | 4-0 |
| 3/5 | Tu | Georgia State | A | | L | 0-1 |
| 3/5 | Tu | Georgia State | A | W | | 5-0 |
| | | Samford* | N16 | W | | 3-0 |
| | | Creighton* | N16 | W | | 1-0 |
| | | USF* | A | W | | 4-2 |
| | | Maine* | N16 | W | | 5-4 |
| | | Oklahoma* | N16 | W | | 2-1 |
| | | Virginia* | N16 | W | | 3-1 |
| | | Florida State* | N16 | W | | 4-3 |
| | | Iowa* | N16 | | L | 1-6 |
| 3/12 | Tu | Creighton | H | W | | 2-1 |
| 3/14 | Th | Connecticut | H | W | | 7-4 |
| | | Nicholls State# | N12 | W | | 7-6 |
| | | Georgia State# | N12 | W | | 7-0 |
| | | USF# | N12 | W | | 5-1 |
| | | Southern Illinois# | N12 | W | | 3-2 |
| | | Connecticut# | N12 | W | | 5-0 |
| | | Western Illinois# | N12 | | L | 1-4 |
| 3/24 | Su | Toledo | H | W | | 4-0 |
| 3/24 | Su | Toledo | H | W | | 4-0 |
| | | Northwestern% | H | W | | 4-0 |
| | | Dayton% | H | W | | 12-0 |
| | | Toledo% | H | | L | 0-1 |
| | | USF% | H | W | | 1-0 |
| 4/1 | M | Coastal Carolina | A | W | | 7-0 |
| 4/1 | M | Coastal Carolina | A | W | | 11-2 |
| 4/3 | W | Charlotte | A | W | | 2-0 |
| 4/3 | W | Charlotte | A | W | | 11-0 |
| | | North Carolina\$ | N21 | W | | 5-2 |
| | | Samford\$ | A | W | | 4-0 |
| | | Florida State\$ | N21 | | L | 1-4 |
| | | Notre Dame\$ | N21 | W | | 3-1 |
| | | Wichita State\$ | N21 | W | | 9-0 |
| | | Louisiana-Lafayette\$ | N21 | | L | 4-5 |
| 4/10 | W | Virginia | H | W | | 2-1 |
| 4/10 | W | Virginia | H | | L | 0-3 |
| | | Charlotte= | H | W | | 8-0 |
| | | Georgia State= | H | W | | 4-0 |
| | | Georgia Southern= | H | W | | 6-0 |
| | | Coastal Carolina= | H | W | | 1-0 |
| | | Georgia State= | H | W | | 5-0 |
| 4/16 | Tu | Winthrop | H | W | | 1-0 |
| 4/16 | Tu | Winthrop | H | W | | 5-4 |
| | | Northwestern State (La.) | H | | L | 3-9 |
| | | Louisiana-Lafayette | H | | L | 0-4 |
| | | Louisiana-Lafayette | H | | L | 1-3 |
| 4/23 | Tu | Furman | H | W | | 8-0 |
| 4/23 | Tu | Furman | H | W | | 3-0 |
| 4/24 | W | Coastal Carolina | H | W | | 5-0 |
| 4/24 | W | Coastal Carolina | H | W | | 8-0 |
| | | Iowa State+ | N22 | W | | 4-0 |
| | | Nicholls State+ | N22 | W | | 5-4 |
| | | Iowa State+ | N22 | W | | 7-2 |
| | | New Mexico+ | A | | L | 1-5 |
| | | Texas A&M+ | N22 | | L | 1-2 |
| | | UC-Santa Barbara+ | N2 | W | | 2-0 |

Key: * USF Tournament, # Florida State Tournament, % USC Round Robin I, \$ Frost Cutlery Tournament, = USC Round Robin II, + New Mexico Diamond Classic

1992
Record: 54-14
Coach: Joyce Compton

| Date | Day | Opponent | Site | W | L | Score |
|------|-----|--------------------------|------|---|---|-------|
| 2/15 | Sa | Charleston Southern | A | W | | 9-1 |
| 2/15 | Sa | Charleston Southern | A | W | | 12-1 |
| 2/22 | Sa | Georgia Tech | H | W | | 8-2 |
| 2/22 | Sa | Georgia Tech | H | W | | 1-0 |
| 2/26 | W | Georgia Southern | A | W | | 4-3 |
| 2/26 | W | Georgia Southern | A | W | | 6-0 |
| 2/29 | Sa | Ball State* | H | W | | 3-0 |
| 2/29 | Sa | North Carolina* | H | | L | 3-4 |
| 3/1 | Su | North Carolina* | H | W | | 5-0 |
| 3/1 | Su | Ball State* | H | W | | 6-2 |
| 3/1 | Su | Georgia State | A | W | | 5-0 |
| 3/3 | Tu | Georgia State | A | W | | 6-1 |
| 3/6 | F | Illinois State# | N15 | | L | 4-5 |
| 3/6 | F | Northern Illinois# | N15 | W | | 2-0 |
| 3/6 | F | Nebraska# | N15 | W | | 6-5 |
| 3/7 | Sa | Louisiana Tech# | N15 | W | | 1-0 |
| 3/7 | Sa | Minnesota# | N15 | W | | 3-0 |
| 3/7 | Sa | Texas A&M# | A | | L | 0-1 |
| 3/8 | Su | Ohio State# | N15 | W | | 2-0 |
| 3/8 | Su | Missouri | N15 | W | | 5-4 |
| 3/8 | Su | Louisiana-Monroe# | N15 | W | | 4-0 |
| 3/10 | Tu | Louisiana Tech | A | W | | 2-0 |
| 3/10 | Tu | Louisiana Tech | A | | L | 2-3 |
| 3/11 | W | Northwestern State (La.) | A | W | | 3-1 |
| 3/13 | F | Louisiana-Lafayette | A | | L | 0-2 |
| 3/13 | F | Louisiana-Lafayette | A | | L | 1-5 |
| 3/14 | Sa | Louisiana-Lafayette | A | | L | 0-4 |
| 3/22 | Su | Wright State | H | W | | 7-0 |
| 3/22 | Su | Wright State | H | W | | 10-0 |
| 3/25 | W | Charlotte | H | W | | 3-0 |
| 3/25 | W | Charlotte | H | W | | 8-1 |
| 3/27 | F | Notre Dame% | N21 | | L | 1-4 |
| 3/27 | F | Georgia State% | N21 | W | | 9-2 |
| 3/27 | F | Samford% | A | W | | 10-0 |
| 3/28 | Sa | Wichita State% | N21 | W | | 10-1 |
| 3/28 | Sa | Furman% | N21 | W | | 10-6 |
| 3/28 | Sa | Georgia Tech% | N21 | W | | 9-0 |
| 3/28 | Sa | Louisiana-Lafayette% | N21 | | L | 1-3 |
| 3/31 | Tu | Coastal Carolina | A | W | | 7-2 |
| 3/31 | Tu | Coastal Carolina | A | W | | 10-7 |
| 4/4 | Sa | Winthrop\$ | H | W | | 5-0 |
| 4/4 | Sa | Georgia State\$ | H | W | | 2-0 |
| 4/4 | Sa | Winthrop\$ | H | W | | 4-1 |
| 4/5 | Su | Georgia State\$ | H | W | | 7-0 |
| 4/5 | Su | Winthrop\$ | H | W | | 6-0 |
| 4/8 | W | Coastal Carolina | H | W | | 8-3 |
| 4/8 | W | Coastal Carolina | H | W | | 3-0 |
| 4/10 | F | Virginia | A | | L | 5-6 |
| 4/10 | F | Virginia | A | W | | 5-3 |
| 4/11 | Sa | Coastal Carolina= | N20 | W | | 2-1 |
| 4/11 | Sa | George Mason= | N20 | W | | 9-0 |
| 4/11 | Sa | East Carolina= | N20 | W | | 7-1 |
| 4/12 | Su | Charlotte= | N20 | W | | 6-2 |
| 4/12 | Su | North Carolina= | H | W | | 7-5 |
| 4/12 | Su | Florida State= | N20 | | L | 2-3 |
| 4/14 | Tu | Winthrop | A | W | | 4-0 |
| 4/14 | Tu | Winthrop | A | W | | 5-1 |
| 4/17 | F | Georgia Southern+ | H | W | | 8-0 |
| 4/17 | F | East Carolina+ | H | W | | 3-0 |
| 4/18 | Sa | East Carolina+ | H | W | | 3-1 |
| 4/18 | Sa | Georgia Southern+ | H | W | | 10-0 |
| 4/18 | Sa | East Carolina+ | H | W | | 1-0 |
| 4/23 | Th | Furman | H | W | | 9-0 |
| 4/23 | Th | Furman | H | W | | 3-0 |
| 4/25 | Sa | Florida State | A | | L | 0-2 |
| 4/25 | Sa | Florida State | A | | L | 0-6 |
| 4/26 | Su | Florida State | A | | L | 0-2 |

Key: * Lady Gamecock Round Robin, # Texas A&M Invitational, % Southern Invitational, \$ USC Round Robin, = UNC Invitational, + USC Invitational

1993
Record: 36-21-1
Coach: Joyce Compton

| Date | Day | Opponent | Site | W | L | Score |
|------|-----|-----------------------|------|---|---|-------|
| 2/13 | Sa | Charleston Southern | H | W | | 10-0 |
| 2/13 | Sa | Charleston Southern | H | W | | 16-1 |
| 2/17 | W | Furman | H | W | | 3-0 |
| 2/17 | W | Furman | H | | T | 1-1 |
| 2/20 | Sa | Georgia Tech | A | W | | 3-0 |
| 2/20 | Sa | Georgia Tech | A | W | | 6-5 |
| 2/20 | Tu | Georgia Southern | A | W | | 10-4 |
| 2/23 | Tu | Georgia Southern | A | W | | 10-0 |
| 2/27 | Sa | North Carolina* | H | W | | 5-4 |
| 2/27 | Sa | Eastern Michigan* | H | W | | 9-2 |
| 2/27 | Sa | East Carolina* | H | W | | 11-1 |
| 2/28 | Su | Georgia State | A | | L | 0-8 |
| 2/28 | Su | Georgia State | A | | L | 6-7 |
| 3/7 | Su | UNLV | A | | L | 5-8 |
| 3/7 | Su | UNLV | A | W | | 4-2 |
| 3/9 | Tu | Cal Poly-Ponoma | A | | L | 0-1 |
| 3/9 | Tu | Cal Poly-Ponoma | A | | L | 4-8 |
| 3/10 | W | UC-Santa Barbara | A | | L | 0-1 |
| 3/10 | W | UC-Santa Barbara | A | | L | 1-2 |
| 3/12 | F | Cal State-Northridge | A | | L | 0-2 |
| 3/12 | F | Cal State-Northridge | A | | L | 2-5 |
| 3/20 | Sa | Charlotte# | H | W | | 4-2 |
| 3/20 | Sa | Georgia Tech# | H | W | | 2-1 |
| 3/21 | Su | Georgia Tech# | H | W | | 5-0 |
| 3/21 | Su | Charlotte# | H | W | | 10-0 |
| 3/24 | W | Toledo | H | W | | 2-0 |
| 3/24 | W | Toledo | H | W | | 2-0 |
| 3/26 | F | Ohio% | N23 | W | | 11-1 |
| 3/26 | F | Georgia Tech% | N23 | W | | 9-0 |
| 3/28 | Su | USF% | N23 | | L | 2-8 |
| 3/28 | Su | Charlotte% | N23 | W | | 6-0 |
| 3/30 | Tu | North Carolina | A | W | | 9-1 |
| 3/30 | Tu | North Carolina | A | | L | 1-2 |
| 4/3 | Sa | Virginia | H | W | | 4-1 |
| 4/3 | Sa | Virginia | H | | L | 1-3 |
| 4/9 | F | Georgia Southern\$ | H | W | | 10-0 |
| 4/9 | F | Louisiana-Lafayette\$ | H | W | | 1-0 |
| 4/10 | Sa | Georgia State\$ | H | W | | 7-0 |
| 4/10 | Sa | Georgia Southern\$ | H | W | | 10-0 |
| 4/11 | Su | Louisiana-Lafayette | H | | L | 2-3 |
| 4/11 | Su | Louisiana-Lafayette | H | | L | 1-6 |
| 4/11 | Su | Louisiana-Lafayette | H | | L | 0-6 |
| 4/13 | Tu | Charlotte | H | W | | 7-1 |
| 4/13 | Tu | Charlotte | H | W | | 4-0 |
| 4/16 | F | Texas-Arlington= | N17 | W | | 3-0 |
| 4/16 | F | Texas Tech= | N17 | W | | 7-0 |
| 4/16 | F | Louisiana-Monroe= | N17 | W | | 13-3 |
| 4/17 | Sa | Samford= | N17 | | L | 1-8 |
| 4/17 | Sa | Charlotte= | N17 | W | | 6-1 |
| 4/18 | Su | Nicholls State= | N17 | W | | 4-3 |
| 4/18 | Su | Louisiana Tech= | N17 | | L | 1-4 |
| 4/20 | Tu | Winthrop | H | W | | 7-0 |
| 4/20 | Tu | Winthrop | H | W | | 5-0 |
| 4/21 | W | Furman | A | | L | 2-3 |
| 4/21 | W | Furman | A | | L | 5-6 |
| 4/24 | Sa | Florida State | H | W | | 6-4 |
| 4/24 | Sa | Florida State | H | | L | 0-7 |
| 4/25 | Su | Florida State | H | | L | 0-8 |

Key: * Lady Gamecock Invitational, # South Carolina Round Robin, % Winthrop Invitational, \$ South Carolina Invitational, = Frost Cutlery Tournament



Year-by-Year Results

1994

Record: 52-17

Coach: Joyce Compton

NCAA Regionals

| Date | Day | Opponent | Site | W | L | Score |
|------|-----|--------------------------|------|---|---|-------|
| 2/15 | Tu | Furman | H | W | | 6-0 |
| 2/15 | Tu | Furman | H | W | | 11-3 |
| 2/19 | Sa | Eastern Michigan* | H | | L | 4-5 |
| 2/19 | Sa | Georgia Tech* | H | W | | 6-5 |
| 2/20 | Su | Georgia Tech* | H | W | | 2-0 |
| 2/20 | Su | Eastern Michigan* | H | | L | 1-2 |
| 2/21 | M | Eastern Michigan | H | W | | 5-1 |
| 2/21 | M | Eastern Michigan | H | W | | 4-3 |
| 2/25 | F | UNLV! | N24 | | L | 0-11 |
| 2/25 | F | UCLA! | N24 | | L | 2-10 |
| 2/26 | Sa | Utah State! | N24 | W | | 2-1 |
| 2/26 | Sa | Utah! | N24 | W | | 4-3 |
| 2/27 | Su | Oregon! | N24 | | L | 0-4 |
| 2/27 | Su | UCLA! | N24 | | L | 1-8 |
| 3/5 | Sa | Florida State | A | W | | 3-2 |
| 3/5 | Sa | Florida State | A | | L | 1-3 |
| 3/7 | M | Central Michigan | N16 | W | | 4-1 |
| 3/7 | M | Robert Morris | N16 | W | | 2-1 |
| 3/8 | Tu | Yale | N16 | W | | 3-1 |
| 3/9 | W | Notre Dame | N16 | W | | 7-1 |
| 3/9 | W | Oklahoma | N16 | W | | 5-2 |
| 3/11 | F | Oklahoma State% | N16 | | L | 0-5 |
| 3/11 | F | Temple% | N16 | W | | 10-1 |
| 3/11 | F | Miami (Ohio)% | N16 | W | | 5-3 |
| 3/12 | Sa | Indiana% | N16 | W | | 6-1 |
| 3/12 | Sa | USF% | A | | L | 0-1 |
| 3/12 | Sa | Texas A&M% | N16 | W | | 2-1 |
| 3/13 | Su | UCLA% | N16 | | L | 0-5 |
| 3/16 | W | Campbell | H | W | | 7-0 |
| 3/16 | W | Campbell | H | W | | 9-4 |
| 3/19 | Sa | North Carolina | H | W | | 7-3 |
| 3/19 | Sa | North Carolina | H | W | | 3-2 |
| 3/24 | Th | Youngstown State | H | W | | 4-1 |
| 3/24 | Th | Youngstown State | H | W | | 6-5 |
| 3/25 | F | UNC Wilmington^ | N23 | W | | 8-1 |
| 3/25 | F | Samford^ | N23 | W | | 4-0 |
| 3/26 | Sa | East Carolina^ | N23 | W | | 10-2 |
| 3/26 | Sa | Wright State^ | N23 | W | | 8-0 |
| 3/31 | Th | Nicholls State | H | | L | 1-6 |
| 3/31 | Th | Nicholls State | H | W | | 5-3 |
| 4/2 | Sa | Georgia Southern | H | W | | 3-1 |
| 4/2 | Sa | Georgia Southern | H | W | | 9-4 |
| 4/5 | Su | North Carolina | A | W | | 3-1 |
| 4/5 | Su | North Carolina | A | | L | 0-1 |
| 4/9 | Sa | Georgia State | H | W | | 4-2 |
| 4/9 | Sa | Georgia State | H | W | | 5-0 |
| 4/13 | W | Northwestern State (La.) | H | W | | 8-0 |
| 4/13 | W | Northwestern State (La.) | H | W | | 6-2 |
| 4/15 | F | Georgia Tech# | N17 | W | | 8-0 |
| 4/15 | F | USF# | N17 | W | | 3-1 |
| 4/16 | Sa | Tennessee Tech# | N17 | W | | 4-0 |
| 4/16 | Sa | Centenary# | N17 | W | | 2-0 |
| 4/16 | Sa | Winthrop# | N17 | W | | 6-1 |
| 4/17 | Su | Hofstra# | N17 | W | | 5-4 |
| 4/17 | Su | Louisiana-Lafayette# | N17 | | L | 4-9 |
| 4/20 | W | Winthrop | A | W | | 11-1 |
| 4/20 | W | Winthrop | A | W | | 9-4 |
| 4/23 | Sa | Charlotte | A | W | | 11-0 |
| 4/23 | Sa | Charlotte | A | W | | 12-0 |
| 4/26 | Tu | Furman | A | W | | 5-1 |
| 4/26 | Tu | Furman | A | W | | 8-1 |
| 4/30 | Sa | East Carolina& | N25 | W | | 3-2 |
| 4/30 | Sa | Rutgers& | N25 | W | | 12-4 |
| 4/30 | Sa | Virginia& | A | | L | 1-2 |
| 5/1 | S | Rutgers& | N25 | W | | 8-2 |
| 5/1 | S | Virginia& | A | | L | 1-3 |
| 5/20 | F | UNLV\$ | H | | L | 1-2 |
| 5/21 | Sa | Georgia State\$ | H | W | | 6-1 |
| 5/21 | Sa | UCLAS | H | | L | 1-3 |

Key * Lady Gamecock Round Robin, ! UNLV Invitational, % USF Invitational, ^ Winthrop Invitational, # Frost-Cutlery Invitational, & Virginia Classic, \$ NCAA Regionals

1995

Record: 53-21

Coach: Joyce Compton

NCAA Regionals

| Date | Day | Opponent | Site | W | L | Score |
|------|-----|---------------------|------|---|---|-------|
| 2/14 | Tu | Furman | A | | L | 2-3 |
| 2/14 | Tu | Furman | A | W | | 3-0 |
| 2/19 | Su | Coastal Carolina | H | W | | 10-1 |
| 2/19 | Su | Coastal Carolina | H | W | | 8-0 |
| 2/22 | W | Georgia Southern | A | W | | 4-0 |
| 2/22 | W | Georgia Southern | A | W | | 2-1 |
| 2/25 | Sa | Georgia State | H | W | | 2-0 |
| 2/25 | Sa | Georgia State | H | W | | 3-0 |
| 2/26 | Su | Georgia Tech | A | W | | 7-0 |
| 2/26 | Su | Georgia Tech | A | W | | 11-5 |
| 3/3 | F | Ohio State@ | N26 | W | | 4-1 |
| 3/3 | F | Utah@ | N26 | | L | 1-3 |
| 3/4 | Sa | UNLV@ | N26 | W | | 2-1 |
| 3/9 | Th | Western Michigan# | N16 | | L | 1-2 |
| 3/9 | Th | Robert Morris# | N16 | W | | 5-1 |
| 3/10 | F | Sam Houston State# | N16 | W | | 4-0 |
| 3/10 | F | Penn State# | N16 | W | | 3-1 |
| 3/10 | F | Western Michigan# | N16 | W | | 8-0 |
| 3/11 | Sa | USF# | A | W | | 7-0 |
| 3/11 | Sa | Missouri# | N16 | W | | 2-1 |
| 3/12 | Su | Oklahoma State# | N16 | | L | 1-2 |
| 3/16 | Th | Winthrop | H | W | | 6-0 |
| 3/16 | Th | Winthrop | H | W | | 2-1 |
| 3/18 | Sa | Virginia | H | W | | 2-0 |
| 3/18 | Sa | Virginia | H | W | | 1-0 |
| 3/19 | Su | Virginia | H | W | | 6-0 |
| 3/19 | Su | Virginia | H | W | | 4-0 |
| 3/24 | F | Florida State* | H | W | | 2-1 |
| 3/24 | F | Florida State* | H | W | | 3-2 |
| 3/25 | Sa | Hofstra* | H | W | | 5-1 |
| 3/25 | Sa | Florida State* | H | W | | 6-3 |
| 3/26 | Su | Hofstra* | H | W | | 7-1 |
| 3/26 | Su | Hofstra* | H | W | | 9-0 |
| 3/27 | M | Toledo | H | W | | 4-0 |
| 3/27 | M | Toledo | H | W | | 9-5 |
| 3/31 | F | Louisiana Tech | A | | L | 2-5 |
| 3/31 | F | Louisiana Tech | A | | L | 2-3 |
| 4/1 | Sa | Louisiana-Lafayette | A | | L | 0-1 |
| 4/1 | Sa | Louisiana-Lafayette | A | | L | 1-2 |
| 4/2 | Su | Louisiana-Lafayette | A | | L | 1-5 |
| 4/5 | W | North Carolina | H | W | | 5-3 |
| 4/5 | W | North Carolina | H | W | | 3-0 |
| 4/8 | Sa | Virginia% | N27 | W | | 8-0 |
| 4/8 | Sa | Coastal Carolina% | A | W | | 8-1 |
| 4/9 | Su | Virginia% | N27 | W | | 6-0 |
| 4/9 | Su | Coastal Carolina% | A | W | | 11-0 |
| 4/12 | Su | Nicholls State | H | W | | 5-1 |
| 4/12 | W | Nicholls State | H | | L | 2-3 |
| 4/14 | F | Eastern Kentucky^ | N17 | | L | 3-4 |
| 4/14 | F | Marshall^ | N17 | | L | 5-8 |
| 4/14 | F | Nicholls State^ | N17 | W | | 5-0 |
| 4/15 | Sa | Georgia State^ | N17 | W | | 3-0 |
| 4/15 | Sa | USF^ | N17 | | L | 2-3 |
| 4/15 | Sa | Texas A&M^ | N17 | W | | 2-0 |
| 4/16 | Su | Louisiana Tech^ | N17 | | L | 2-3 |
| 4/19 | W | North Carolina | A | W | | 3-0 |
| 4/19 | W | North Carolina | A | W | | 10-2 |
| 4/22 | Sa | Texas A&M | H | W | | 2-0 |
| 4/22 | Sa | Texas A&M | H | | L | 3-7 |
| 4/23 | Su | Texas A&M | H | W | | 4-2 |
| 4/23 | Su | Texas A&M | H | | L | 5-6 |
| 4/25 | Tu | Furman | H | W | | 3-1 |
| 4/25 | Tu | Furman | H | W | | 2-1 |
| 4/29 | Sa | UNC Greensboro& | N25 | | L | 2-5 |
| 4/29 | Sa | Virginia& | A | W | | 10-2 |
| 4/29 | Sa | George Mason& | N25 | W | | 11-3 |
| 5/12 | F | USF! | N28 | W | | 11-2 |
| 5/12 | F | Florida State! | N28 | | L | 4-5 |
| 5/13 | Sa | USF! | N28 | W | | 3-0 |
| 5/13 | Sa | Florida State! | N28 | | L | 0-6 |
| 5/14 | Su | Massachusetts! | A | W | | 4-2 |
| 5/19 | F | Hawaii\$ | H | | L | 2-3 |
| 5/20 | Sa | Campbell\$ | H | W | | 4-1 |

5/20 Sa Hawaii\$ H L 0-2

Key @ UCLA Tournament, # USF Tournament, * USC Round Robin, % Coastal Invitational, ^ Frost-Cutlery Invitational, & UVA Invitational, ! Diamond Classic, \$ NCAA Regionals

1996

Record: 38-13

Coach: Joyce Compton

NCAA Regionals

| Date | Day | Opponent | Site | W | L | Score |
|------|-----|------------------------|------|---|---|-------|
| 2/14 | W | Furman | H | W | | 9-1 |
| 2/14 | W | Furman | H | W | | 14-0 |
| 2/17 | Sa | Georgia Southern | H | W | | 3-0 |
| 2/17 | Sa | Georgia Southern | H | W | | 5-0 |
| 2/24 | Sa | Georgia Tech | H | W | | 1-0 |
| 2/24 | Sa | Georgia Tech | H | W | | 10-1 |
| 2/25 | Su | Georgia State | A | W | | 6-0 |
| 2/25 | Su | Georgia State | A | W | | 10-4 |
| 3/1 | F | Utah@ | N29 | W | | 2-1 |
| 3/1 | F | Hofstra@ | N29 | W | | 7-4 |
| 3/2 | Sa | Oklahoma@ | N29 | W | | 2-1 |
| 3/2 | Sa | Texas A&M@ | N29 | W | | 1-0 |
| 3/3 | Su | Washington@ | N29 | | L | 1-4 |
| 3/8 | F | Oklahoma State# | N16 | W | | 1-0 |
| 3/8 | F | Central Michigan# | N16 | W | | 1-0 |
| 3/8 | F | Notre Dame# | N16 | W | | 5-2 |
| 3/9 | Sa | Florida Atlantic# | N16 | W | | 10-0 |
| 3/9 | Sa | Illinois-Chicago# | N16 | W | | 4-1 |
| 3/10 | Su | Indiana# | N16 | W | | 5-2 |
| 3/10 | Su | Iowa# | N16 | | L | 0-1 |
| 3/13 | W | Furman | A | W | | 7-0 |
| 3/13 | W | Furman | A | W | | 14-0 |
| 3/21 | Th | Oklahoma\$ | N10 | | L | 0-2 |
| 3/21 | Th | DePaul\$ | N10 | | L | 2-4 |
| 3/22 | F | Arizona\$ | N10 | W | | 1-0 |
| 3/22 | F | Cal State-Northridge\$ | N10 | W | | 2-1 |
| 3/23 | Sa | UNLV\$ | N10 | | L | 0-4 |
| 3/30 | Sa | Coppin State% | N25 | W | | 17-0 |
| 3/30 | Sa | Virginia% | A | W | | 9-6 |
| 3/31 | Su | Coppin State% | N25 | W | | 27-0 |
| 3/31 | Su | Virginia% | A | W | | 9-1 |
| 4/7 | Su | Louisiana-Lafayette | H | | L | 0-2 |
| 4/7 | Su | Louisiana-Lafayette | H | | L | 2-7 |
| 4/9 | Tu | Coastal Carolina | H | W | | 10-0 |
| 4/9 | Tu | Coastal Carolina | H | W | | 7-2 |
| 4/12 | F | Florida Atlantic^ | N20 | W | | 8-0 |
| 4/13 | Sa | Florida State^ | N20 | | L | 2-4 |
| 4/13 | Sa | Campbell^ | N20 | W | | 4-3 |
| 4/14 | Su | Maryland^ | N20 | W | | 8-0 |
| 4/14 | Su | North Carolina^ | A | W | | 12-4 |
| 4/16 | Tu | North Carolina | H | W | | 2-1 |
| 4/16 | Tu | North Carolina | H | W | | 13-0 |
| 4/19 | F | Tennessee Tech& | N17 | | L | 0-1 |
| 4/19 | F | Centenary& | N17 | W | | 4-0 |
| 5/5 | Su | Florida State | A | | L | 1-5 |
| 5/5 | Su | Florida State | A | W | | 5-3 |
| 5/6 | M | Florida State | A | | L | 1-2 |
| 5/17 | F | Notre Dame* | N30 | W | | 3-0 |
| 5/18 | Sa | Michigan* | A | | L | 0-1 |
| 5/18 | Sa | Central Michigan* | N30 | W | | 6-0 |
| 5/19 | Su | Michigan* | A | | L | 1-10 |

Key: @ NSCA Leadoff Classic, # USF Classic, \$ Pony Invitational, % Virginia Invitational, ^ North Carolina Invitational, & Frost Cutlery Invitational, * NCAA Regionals



Year-by-Year Results

1997

Record: 63-5

25-1 SEC

Coach: Joyce Compton

SEC Champs; SEC Tournament Champs

Women's College World Series

| Date | Day | Opponent | Site | W | L | Score |
|------|-----|-----------------------|------|---|---|-------|
| 2/16 | Su | North Carolina | H | W | | 1-0 |
| 2/16 | Su | North Carolina | H | W | | 10-8 |
| 2/21 | F | Utah State@ | N24 | | L | 2-6 |
| 2/21 | F | UCLA@ | N24 | | L | 0-1 |
| 2/22 | Sa | Washington@ | N24 | W | | 9-2 |
| 2/22 | Sa | Cal Poly@ | N24 | W | | 2-1 |
| 2/23 | Su | New Mexico@ | N24 | W | | 8-0 |
| 2/28 | F | Massachusetts\$ | N29 | W | | 1-0 |
| 3/1 | Sa | Illinois State\$ | N29 | W | | 3-2 |
| 3/1 | Sa | Louisiana-Lafayette\$ | N29 | W | | 3-0 |
| 3/2 | Su | Texas A&M\$ | N29 | W | | 4-1 |
| 3/2 | Su | Notre Dame\$ | N29 | W | | 3-2 |
| 3/2 | Su | Washington\$ | N29 | W | | 1-0 |
| 3/7 | F | Robert Morris% | N16 | W | | 1-0 |
| 3/7 | F | Indiana% | N16 | W | | 6-5 |
| 3/7 | F | Florida Atlantic% | N16 | W | | 11-2 |
| 3/8 | Sa | Indiana State% | N16 | W | | 9-0 |
| 3/8 | Sa | Chattanooga% | N16 | W | | 4-1 |
| 3/9 | Su | Illinois-Chicago% | N16 | W | | 1-0 |
| 3/9 | Su | Iowa% | N16 | W | | 2-0 |
| 3/9 | Su | Michigan% | N16 | W | | 2-0 |
| 3/12 | W | Furman | H | W | | 8-0 |
| 3/15 | Sa | Florida* | A | W | | 5-0 |
| 3/15 | Sa | Florida* | A | W | | 8-2 |
| 3/16 | Su | Florida* | A | W | | 1-0 |
| 3/16 | Su | Florida* | A | W | | 6-4 |
| 3/19 | W | Princeton | H | W | | 2-0 |
| 3/19 | W | Princeton | H | W | | 8-0 |
| 3/22 | Sa | Mississippi State* | A | W | | 4-0 |
| 3/22 | Sa | Mississippi State* | A | W | | 5-3 |
| 3/23 | Su | Mississippi* | A | W | | 6-0 |
| 3/23 | Su | Mississippi* | A | W | | 3-0 |
| 3/27 | Th | Winthrop | H | W | | 4-0 |
| 3/27 | Th | Winthrop | H | W | | 8-0 |
| 3/29 | Sa | Kentucky* | H | W | | 10-0 |
| 3/29 | Sa | Kentucky* | H | W | | 5-0 |
| 3/30 | Su | Kentucky* | H | W | | 8-0 |
| 3/30 | Su | Kentucky* | H | W | | 10-2 |
| 4/3 | Th | Georgia Tech | A | W | | 3-0 |
| 4/3 | Th | Georgia Tech | A | W | | 10-2 |
| 4/5 | Sa | Tennessee* | H | W | | 1-0 |
| 4/5 | Sa | Tennessee* | H | W | | 1-0 |
| 4/6 | Su | Tennessee* | H | | L | 1-6 |
| 4/6 | Su | Tennessee* | H | W | | 1-0 |
| 4/9 | W | Coastal Carolina | A | W | | 4-3 |
| 4/9 | W | Coastal Carolina | A | W | | 6-0 |
| 4/13 | Su | LSU* | A | W | | 3-0 |
| 4/13 | Su | LSU* | A | W | | 8-0 |
| 4/17 | Th | East Carolina | H | W | | 8-0 |
| 4/17 | Th | East Carolina | H | W | | 5-0 |
| 4/19 | Sa | Georgia* | H | W | | 2-0 |
| 4/19 | Sa | Georgia* | H | W | | 3-0 |
| 4/20 | Su | Georgia* | H | W | | 2-0 |
| 4/20 | Su | Georgia* | H | W | | 7-4 |
| 4/22 | Tu | Georgia Southern | A | W | | 6-4 |
| 4/22 | Tu | Georgia Southern | A | W | | 4-3 |
| 4/26 | Sa | Alabama* | H | W | | 2-0 |
| 4/26 | Sa | Alabama* | H | W | | 6-0 |
| 4/27 | Su | Auburn* | H | W | | 4-0 |
| 4/27 | Su | Auburn* | H | W | | 4-2 |
| 5/9 | F | Florida^ | N29 | W | | 6-1 |
| 5/10 | Sa | Auburn^ | N29 | W | | 9-0 |
| 5/11 | Su | Florida^ | N29 | W | | 6-0 |
| 5/16 | F | UNC Greensboro& | H | W | | 5-0 |
| 5/17 | Sa | Kansas& | H | W | | 1-0 |
| 5/18 | Su | Kansas& | H | W | | 1-0 |
| 5/22 | Th | Washington+ | N31 | | L | 0-6 |
| 5/24 | Sa | Michigan+ | N31 | | L | 0-1 |

Key: * Southeastern Conference Game, @ UNLV Classic, \$ NFCA Leadoff Classic, % Speedline/USF Classic, ^ SEC Tournament, & NCAA Regionals, + Women's College World Series

1998

Record: 36-21

15-11 SEC

Coach: Joyce Compton

| Date | Day | Opponent | Site | W | L | Score |
|------|-----|-----------------------|------|---|---|-------|
| 2/18 | W | Georgia Southern | H | W | | 5-0 |
| 2/18 | W | Georgia Southern | H | W | | 5-2 |
| 2/21 | Sa | Georgia State | H | W | | 5-0 |
| 2/21 | Sa | Georgia State | H | | L | 3-4 |
| 2/27 | F | Oklahoma State! | N29 | | L | 2-8 |
| 2/27 | F | Notre Dame! | N29 | | L | 2-5 |
| 2/28 | Sa | Cal State-Northridge! | N29 | W | | 3-2 |
| 2/28 | Sa | Canisius! | N29 | W | | 6-3 |
| 3/1 | Su | Florida State! | N29 | W | | 2-0 |
| 3/1 | Su | Nebraska! | N29 | | L | 0-8 |
| 3/6 | F | Oregon State@ | N32 | | L | 0-1 |
| 3/6 | F | Notre Dame@ | N32 | W | | 1-0 |
| 3/7 | Sa | Western Illinois@ | N32 | W | | 3-1 |
| 3/7 | Sa | Oklahoma State@ | N32 | | L | 0-1 |
| 3/11 | W | Georgia Tech | H | W | | 8-0 |
| 3/11 | W | Georgia Tech | H | W | | 6-3 |
| 3/13 | F | Florida* | H | W | | 2-0 |
| 3/13 | F | Florida* | H | | L | 5-8 |
| 3/14 | Sa | Florida* | H | | L | 2-5 |
| 3/14 | Sa | Florida* | H | | L | 1-4 |
| 3/19 | Th | Princeton | H | W | | 5-0 |
| 3/19 | Th | Princeton | H | W | | 2-1 |
| 3/22 | Su | Mississippi* | H | W | | 4-0 |
| 3/22 | Su | Mississippi* | H | W | | 5-0 |
| 3/24 | Tu | North Carolina | A | | L | 1-4 |
| 3/24 | Tu | North Carolina | A | W | | 6-0 |
| 3/27 | F | Kentucky* | A | | L | 2-3 |
| 3/27 | F | Kentucky* | A | W | | 11-2 |
| 3/28 | Sa | Kentucky* | A | W | | 3-2 |
| 3/28 | Sa | Kentucky* | A | W | | 7-3 |
| 4/1 | W | Furman | H | W | | 3-0 |
| 4/1 | W | Furman | H | | L | 1-2 |
| 4/4 | Sa | Tennessee* | A | W | | 3-2 |
| 4/4 | Sa | Tennessee* | A | | L | 1-2 |
| 4/5 | Su | Tennessee* | A | W | | 6-2 |
| 4/5 | Su | Tennessee* | A | | L | 2-3 |
| 4/7 | Tu | Virginia | A | W | | 4-2 |
| 4/7 | Tu | Virginia | A | W | | 8-6 |
| 4/10 | F | Arkansas* | H | W | | 2-1 |
| 4/10 | F | Arkansas* | H | | L | 4-5 |
| 4/11 | Sa | LSU* | H | | L | 1-7 |
| 4/11 | Sa | LSU* | H | | L | 0-12 |
| 4/15 | W | Coastal Carolina | H | W | | 3-2 |
| 4/15 | W | Coastal Carolina | H | W | | 8-0 |
| 4/17 | F | Georgia* | A | | L | 2-3 |
| 4/17 | F | Georgia* | A | W | | 5-3 |
| 4/18 | Sa | Georgia* | A | W | | 5-4 |
| 4/18 | Sa | Georgia* | A | W | | 5-3 |
| 4/22 | W | Winthrop | H | W | | 4-1 |
| 4/22 | W | Winthrop | H | W | | 10-2 |
| 4/25 | Sa | Alabama* | A | W | | 10-9 |
| 4/25 | Sa | Alabama* | A | | L | 1-4 |
| 4/26 | Su | Auburn* | A | W | | 4-2 |
| 4/26 | Su | Auburn* | A | W | | 5-3 |
| 5/8 | F | Mississippi State\$ | N29 | W | | 2-0 |
| 5/9 | Sa | Florida\$ | N29 | | L | 0-1 |
| 5/9 | Sa | Mississippi State\$ | N29 | | L | 0-3 |

Key: * Southeastern Conference Game, ! NFCA Leadoff Classic, @ Bulldog Classic, \$ SEC Tournament

1999

Record: 49-21

17-11 SEC

Coach: Joyce Compton

NCAA Regionals

| Date | Day | Opponent | Site | W | L | Score |
|------|-----|----------------------|------|---|---|-------|
| 2/12 | F | Texas# | N33 | W | | 5-3 |
| 2/12 | F | Arizona# | N33 | | L | 5-7 |
| 2/13 | Sa | Maryland# | N33 | W | | 3-2 |
| 2/13 | Sa | New Mexico State# | N33 | W | | 2-0 |
| 2/14 | Su | Arizona State# | A | W | | 2-0 |
| 2/18 | Th | Georgia Southern | A | W | | 5-0 |
| 2/18 | Th | Georgia Southern | A | W | | 6-1 |
| 2/20 | Sa | Georgia State | H | | L | 0-2 |
| 2/20 | Sa | Georgia State | H | W | | 8-0 |
| 2/23 | Tu | North Carolina | H | W | | 6-0 |
| 2/23 | Tu | North Carolina | H | W | | 2-0 |
| 2/26 | F | Boston College% | N29 | W | | 2-0 |
| 2/26 | F | Southern Illinois% | N29 | W | | 3-1 |
| 2/27 | Sa | Fresno State% | N29 | W | | 1-0 |
| 2/27 | Sa | Louisiana-Lafayette% | N29 | | L | 0-1 |
| 2/28 | Su | Stanford% | N29 | | L | 0-8 |
| 3/4 | Th | Florida A&M@ | N16 | W | | 2-1 |
| 3/4 | Th | Illinois-Chicago@ | N16 | W | | 4-0 |
| 3/5 | F | Alabama@ | N16 | W | | 5-4 |
| 3/5 | F | Maryland@ | N16 | W | | 3-1 |
| 3/6 | Sa | Iowa@ | N16 | W | | 3-2 |
| 3/6 | Sa | USF@ | A | W | | 4-3 |
| 3/7 | Su | Mississippi@ | N16 | W | | 2-0 |
| 3/7 | Su | Michigan@ | N16 | | L | 0-8 |
| 3/9 | Tu | Florida* | A | | L | 3-4 |
| 3/9 | Tu | Florida* | A | W | | 7-6 |
| 3/10 | W | Florida* | A | W | | 5-1 |
| 3/10 | W | Florida* | A | W | | 6-5 |
| 3/13 | Sa | Illinois-Chicago | H | | L | 2-5 |
| 3/13 | Sa | Illinois-Chicago | H | W | | 6-1 |
| 3/14 | Su | Iona | H | W | | 3-0 |
| 3/14 | Su | Iona | H | W | | 8-0 |
| 3/23 | Tu | Furman | H | W | | 8-0 |
| 3/23 | Tu | Furman | H | W | | 3-0 |
| 3/26 | F | Mississippi State* | A | W | | 1-0 |
| 3/26 | F | Mississippi State* | A | | L | 2-5 |
| 3/27 | Sa | Mississippi* | A | W | | 6-5 |
| 3/27 | Sa | Mississippi* | A | W | | 11-2 |
| 4/2 | F | Kentucky* | H | | L | 2-4 |
| 4/2 | F | Kentucky* | H | W | | 6-3 |
| 4/3 | Sa | Kentucky* | H | W | | 3-2 |
| 4/3 | Sa | Kentucky* | H | W | | 8-1 |
| 4/7 | W | Campbell | H | W | | 8-0 |
| 4/7 | W | Campbell | H | W | | 6-0 |
| 4/7 | W | Tennessee* | H | W | | 2-1 |
| 4/9 | F | Tennessee* | H | | L | 4-5 |
| 4/10 | Sa | Tennessee* | H | | L | 0-8 |
| 4/10 | Sa | Tennessee* | H | | L | 1-4 |
| 4/16 | F | Arkansas* | A | | L | 0-1 |
| 4/16 | F | Arkansas* | A | | L | 0-1 |
| 4/17 | Sa | LSU* | A | | L | 0-6 |
| 4/17 | Sa | LSU* | A | | L | 0-1 |
| 4/21 | W | Coastal Carolina | A | W | | 5-1 |
| 4/21 | W | Coastal Carolina | A | W | | 7-4 |
| 4/23 | F | Georgia* | H | W | | 1-0 |
| 4/23 | F | Georgia* | H | W | | 3-1 |
| 4/24 | Sa | Georgia* | H | W | | 2-0 |
| 4/24 | Sa | Georgia* | H | W | | 1-0 |
| 5/1 | Sa | Alabama* | H | | L | 0-2 |
| 5/1 | Sa | Alabama* | H | W | | 3-0 |
| 5/2 | Su | Auburn* | H | W | | 4-0 |
| 5/2 | Su | Auburn* | H | W | | 2-1 |
| 5/13 | Th | Arkansas\$ | N29 | | L | 1-4 |
| 5/14 | F | Georgia\$ | N29 | W | | 4-0 |
| 5/15 | Sa | Mississippi State\$ | N29 | | L | 1-2 |
| 5/20 | Th | Texas Tech& | N32 | | L | 0-1 |
| 5/21 | F | Florida A&M& | N32 | W | | 2-0 |
| 5/22 | Sa | Pacific& | N32 | W | | 2-1 |
| 5/22 | Sa | Texas Tech& | N32 | | L | 1-4 |

Key: * Southeastern Conference Game, # Fiesta Bowl Tournament, % NFCA Leadoff Classic, @ USF/Speedline Tournament, \$ SEC Tournament, & NCAA Regionals



Year-by-Year Results

2000

Record: 41-28

11-16 SEC

Coach: Joyce Compton

SEC Tournament Champions

NCAA Regionals

| Date | Day | Opponent | Site | W | L | Score |
|------|-----|--------------------|------|---|---|-------|
| 2/11 | F | Texas A&M# | N33 | | L | 3-4 |
| 2/11 | F | Arizona# | N33 | | L | 2-3 |
| 2/12 | Sa | Fresno State# | N33 | | L | 0-3 |
| 2/12 | Sa | Arizona State# | A | | L | 1-2 |
| 2/12 | Sa | Chattanooga# | N33 | W | | 3-1 |
| 2/19 | Sa | Georgia State | H | W | | 6-0 |
| 2/19 | Sa | Georgia State | H | W | | 8-0 |
| 2/23 | W | Charlotte | H | W | | 8-0 |
| 2/23 | W | Charlotte | H | W | | 3-0 |
| 2/25 | F | Indiana^ | N16 | W | | 4-0 |
| 2/25 | F | USF^ | A | W | | 9-1 |
| 2/26 | Sa | Auburn^ | N16 | | L | 2-4 |
| 2/26 | Sa | Kent State^ | N16 | W | | 11-0 |
| 2/27 | Su | Michigan^ | N16 | W | | 2-1 |
| 3/1 | W | North Carolina | A | W | | 4-3 |
| 3/2 | Th | North Carolina | A | | L | 2-3 |
| 3/4 | Sa | Auburn* | A | W | | 5-3 |
| 3/4 | Sa | Auburn* | A | | L | 3-4 |
| 3/9 | Th | Maryland% | N16 | | L | 0-4 |
| 3/9 | Th | Purdue% | N16 | W | | 2-1 |
| 3/10 | F | Connecticut% | N16 | W | | 1-0 |
| 3/10 | F | Illinois-Chicago% | N16 | | L | 0-1 |
| 3/11 | Sa | Georgia% | N16 | W | | 2-0 |
| 3/11 | Sa | Hofstra% | N16 | W | | 8-3 |
| 3/11 | Sa | USF% | A | W | | 9-1 |
| 3/12 | Su | Mississippi State% | N16 | W | | 2-1 |
| 3/12 | Su | Florida% | N16 | W | | 9-2 |
| 3/15 | W | Furman | H | W | | 2-1 |
| 3/15 | W | Furman | H | W | | 8-0 |
| 3/17 | F | Florida* | H | W | | 7-1 |
| 3/17 | F | Florida* | H | | L | 0-7 |
| 3/18 | Sa | Florida* | H | W | | 6-1 |
| 3/18 | Sa | Florida* | H | | L | 0-12 |
| 3/24 | F | Mississippi State* | H | W | | 2-1 |
| 3/24 | F | Mississippi State* | H | | L | 2-6 |
| 3/25 | Sa | Mississippi* | H | | L | 0-1 |
| 3/25 | Sa | Mississippi* | H | W | | 10-2 |
| 3/28 | Tu | Alabama* | A | W | | 1-0 |
| 3/28 | Tu | Alabama* | A | | L | 3-4 |
| 3/31 | F | Tennessee* | A | W | | 7-2 |
| 4/1 | Sa | Tennessee* | A | W | | 4-2 |
| 4/1 | Sa | Tennessee* | A | | L | 4-16 |
| 4/7 | F | Kentucky* | A | | L | 0-1 |
| 4/7 | F | Kentucky* | A | W | | 4-2 |
| 4/9 | Su | Kentucky* | A | W | | 4-1 |
| 4/9 | Su | Kentucky* | A | | L | 5-6 |
| 4/14 | F | LSU* | H | W | | 6-2 |
| 4/14 | F | LSU* | H | | L | 0-6 |
| 4/15 | Sa | Arkansas* | H | | L | 0-4 |
| 4/15 | Sa | Arkansas* | H | | L | 3-4 |
| 4/18 | Tu | Coastal Carolina | H | | L | 5-7 |
| 4/18 | Tu | Coastal Carolina | H | W | | 5-2 |
| 4/21 | F | Georgia* | A | | L | 1-2 |
| 4/21 | F | Georgia* | A | | L | 0-2 |
| 4/22 | Sa | Georgia* | A | | L | 0-2 |
| 4/22 | Sa | Georgia* | A | | L | 0-1 |
| 4/26 | W | Georgia Southern | H | W | | 8-0 |
| 4/26 | W | Georgia Southern | H | W | | 7-0 |
| 5/6 | Sa | Virginia Tech | A | W | | 3-0 |
| 5/6 | Sa | Virginia Tech | A | W | | 3-1 |
| 5/11 | Th | Kentucky& | N29 | W | | 2-1 |
| 5/12 | F | Alabama& | N29 | W | | 4-1 |
| 5/13 | Sa | Arkansas& | N29 | | L | 1-3 |
| 5/14 | Su | Arkansas& | N29 | W | | 2-1 |
| 5/14 | Su | LSU& | N29 | W | | 1-0 |
| 5/18 | Th | Massachusetts! | N18 | W | | 10-0 |
| 5/19 | F | Nebraska! | N18 | | L | 1-11 |
| 5/20 | Sa | Illinois State! | N18 | W | | 7-4 |
| 5/20 | Sa | Nebraska! | N18 | | L | 0-9 |

Key: * Southeastern Conference Game, # Fiesta Bowl Tournament, ^ Gladstone's Tournament, %USF/Speedline Tournament, & SEC Tournament, ! NCAA Regionals

2001

Record: 40-20-1

18-8 SEC

Coach: Joyce Compton

SEC Tournament Runner-Up

NCAA Regionals

| Date | Day | Opponent | Site | W | L | Score |
|------|-----|----------------------|------|---|---|-------|
| 2/3 | Sa | North Carolina | H | W | | 1-0 |
| 2/3 | Sa | North Carolina | H | | L | 0-1 |
| 2/6 | Tu | Georgia Southern | A | W | | 12-0 |
| 2/6 | Tu | Georgia Southern | A | W | | 6-1 |
| 2/9 | F | Nebraska# | N33 | W | | 2-1 |
| 2/9 | F | Arizona State# | A | | L | 2-8 |
| 2/10 | Sa | Washington# | N33 | | L | 1-5 |
| 2/10 | Sa | New Mexico State# | N33 | W | | 6-0 |
| 2/11 | Su | Arizona# | N33 | | L | 0-8 |
| 2/16 | F | Washington^ | N16 | W | | 5-3 |
| 2/16 | F | Hofstra^ | N16 | W | | 5-2 |
| 2/17 | Sa | USF^ | A | W | | 7-0 |
| 2/17 | Sa | Maryland^ | N16 | | L | 3-4 |
| 2/18 | Su | Notre Dame^ | N16 | | L | 0-1 |
| 2/23 | F | Oregon State% | N29 | | L | 1-2 |
| 2/23 | F | San Diego State% | N29 | W | | 1-0 |
| 2/24 | Sa | Oklahoma% | N29 | W | | 4-0 |
| 2/24 | Sa | Washington% | N29 | W | | 3-2 |
| 2/25 | Su | Stanford% | N29 | | T | 0-0 |
| 2/28 | W | Virginia Tech | H | | L | 1-4 |
| 2/28 | W | Virginia Tech | H | W | | 2-1 |
| 3/6 | Tu | Pittsburgh | H | W | | 3-0 |
| 3/6 | Tu | Pittsburgh | H | W | | 3-0 |
| 3/10 | Sa | Arkansas* | A | W | | 2-1 |
| 3/10 | Sa | Arkansas* | A | W | | 2-1 |
| 3/11 | Su | Arkansas* | A | | L | 0-4 |
| 3/14 | W | Southern Mississippi | H | W | | 4-0 |
| 3/14 | W | Southern Mississippi | H | W | | 2-0 |
| 3/17 | Sa | Mississippi State* | H | W | | 7-1 |
| 3/17 | Sa | Mississippi State* | H | | L | 0-1 |
| 3/18 | Su | Mississippi State* | H | W | | 2-0 |
| 3/24 | Sa | LSU* | H | | L | 1-2 |
| 3/24 | Sa | LSU* | H | W | | 3-2 |
| 3/25 | Su | LSU* | H | | L | 0-4 |
| 3/28 | W | Georgia* | A | W | | 6-0 |
| 3/28 | W | Georgia* | A | W | | 5-3 |
| 4/3 | Tu | Tennessee* | H | W | | 1-0 |
| 4/3 | Tu | Tennessee* | H | W | | 4-0 |
| 4/4 | W | Tennessee* | H | W | | 1-0 |
| 4/7 | Sa | Auburn* | A | W | | 5-3 |
| 4/7 | Sa | Auburn* | A | W | | 10-0 |
| 4/8 | Su | Auburn* | A | W | | 4-3 |
| 4/14 | Sa | Kentucky* | A | W | | 3-0 |
| 4/14 | Sa | Kentucky* | A | | L | 1-2 |
| 4/15 | Su | Kentucky* | A | | L | 5-6 |
| 4/17 | Tu | Furman | H | | L | 0-1 |
| 4/17 | Tu | Furman | H | W | | 4-0 |
| 4/21 | Sa | Florida* | H | | L | 1-4 |
| 4/21 | Sa | Florida* | H | W | | 3-0 |
| 4/22 | Su | Florida* | H | W | | 3-1 |
| 4/25 | W | Coastal Carolina | A | W | | 8-0 |
| 4/25 | W | Coastal Carolina | A | W | | 6-1 |
| 4/28 | Sa | Alabama* | H | W | | 1-0 |
| 4/28 | Sa | Alabama* | H | | L | 2-8 |
| 4/29 | Su | Alabama* | H | W | | 2-1 |
| 5/10 | Th | Kentucky& | N17 | W | | 5-1 |
| 5/11 | F | Alabama& | N17 | W | | 2-0 |
| 5/12 | Sa | Arkansas& | N17 | W | | 1-0 |
| 5/13 | Su | LSU& | N17 | | L | 0-1 |
| 5/17 | Th | DePaul! | N34 | | L | 2-3 |
| 5/18 | F | Illinois State! | N34 | | L | 0-1 |

Key: * Southeastern Conference Game, # Fiesta Bowl Tournament, ^ USF Tournament, % NFCA Leadoff Classic, & SEC Tournament, ! NCAA Regionals

2002

Record: 46-20

20-10 SEC

Coach: Joyce Compton

NCAA Regionals

| Date | Day | Opponent | Site | W | L | Score |
|------|-----|-----------------------|------|---|---|-------|
| 2/8 | F | Louisville! | N12 | W | | 3-2 |
| 2/9 | Sa | Florida Atlantic! | N12 | | L | 0-1 |
| 2/9 | Sa | Florida State! | A | W | | 4-0 |
| 2/10 | Su | Washington! | N12 | | L | 1-8 |
| 2/13 | W | Georgia Southern | H | W | | 1-0 |
| 2/13 | W | Georgia Southern | H | W | | 7-3 |
| 2/16 | Sa | UAB@ | H | W | | 5-0 |
| 2/16 | Sa | Tennessee Tech@ | H | W | | 4-1 |
| 2/17 | Su | Jacksonville State@ | H | | L | 0-2 |
| 2/17 | Su | East Tennessee State@ | H | W | | 8-0 |
| 2/20 | W | Charlotte | H | W | | 9-1 |
| 2/20 | W | Charlotte | H | W | | 3-2 |
| 2/23 | Sa | North Carolina | A | | L | 8-9 |
| 2/23 | Sa | North Carolina | A | | L | 1-8 |
| 3/1 | F | Michigan# | N35 | | L | 0-5 |
| 3/1 | F | Ohio# | N35 | W | | 9-1 |
| 3/2 | Sa | Missouri# | N35 | W | | 6-0 |
| 3/2 | Sa | Michigan State# | N35 | W | | 2-1 |
| 3/3 | Su | Central Michigan# | N35 | W | | 2-0 |
| 3/6 | W | UNC Greensboro | H | W | | 6-0 |
| 3/6 | W | UNC Greensboro | H | W | | 9-1 |
| 3/9 | Sa | Arkansas* | H | W | | 4-0 |
| 3/9 | Sa | Arkansas* | H | | L | 2-5 |
| 3/10 | Su | Arkansas* | H | W | | 4-1 |
| 3/13 | W | Furman | H | W | | 8-0 |
| 3/13 | W | Furman | H | W | | 7-0 |
| 3/16 | Sa | Mississippi State* | A | W | | 4-2 |
| 3/16 | Sa | Mississippi State* | A | W | | 5-2 |
| 3/17 | Su | Mississippi State* | A | | L | 10-11 |
| 3/23 | Sa | LSU* | A | | L | 0-6 |
| 3/23 | Sa | LSU* | A | | L | 0-8 |
| 3/24 | Su | LSU* | A | | L | 0-1 |
| 3/27 | W | East Tennessee State | H | W | | 9-0 |
| 3/27 | W | East Tennessee State | H | W | | 14-0 |
| 4/2 | Tu | Tennessee* | A | W | | 5-4 |
| 4/2 | Tu | Tennessee* | A | W | | 8-2 |
| 4/3 | W | Tennessee* | A | W | | 4-3 |
| 4/6 | Sa | Auburn* | H | W | | 4-2 |
| 4/6 | Sa | Auburn* | H | W | | 3-1 |
| 4/7 | Su | Auburn* | H | W | | 3-2 |
| 4/10 | W | Georgia* | H | W | | 4-3 |
| 4/10 | W | Georgia* | H | W | | 2-1 |
| 4/11 | Th | Georgia* | H | | L | 1-2 |
| 4/13 | Sa | Kentucky* | H | W | | 4-0 |
| 4/13 | Sa | Kentucky* | H | W | | 5-0 |
| 4/14 | Su | Kentucky* | H | W | | 2-0 |
| 4/20 | Sa | Florida* | A | | L | 0-1 |
| 4/20 | Sa | Florida* | A | | L | 1-2 |
| 4/21 | Su | Florida* | A | W | | 1-0 |
| 4/27 | Sa | Alabama* | A | W | | 3-1 |
| 4/27 | Sa | Alabama* | A | | L | 5-6 |
| 4/28 | Su | Alabama* | A | | L | 3-4 |
| 5/1 | W | Coastal Carolina | H | W | | 5-0 |
| 5/1 | W | Coastal Carolina | H | W | | 4-1 |
| 5/4 | Sa | Mississippi* | H | W | | 5-4 |
| 5/4 | Sa | Mississippi* | H | W | | 10-0 |
| 5/5 | Su | Mississippi* | H | W | | 4-0 |
| 5/9 | Th | Mississippi State\$ | N17 | W | | 11-5 |
| 5/10 | F | Alabama\$ | N17 | W | | 6-4 |
| 5/11 | Sa | Georgia\$ | N17 | | L | 5-6 |
| 5/12 | Su | Georgia\$ | N17 | | L | 3-4 |
| 5/16 | Th | Eastern Kentucky% | H | W | | 2-1 |
| 5/17 | F | Georgia% | H | | L | 0-1 |
| 5/18 | Sa | Georgia% | H | W | | 9-3 |
| 5/19 | Su | UCLA% | H | W | | 2-1 |
| 5/19 | Su | UCLA% | H | | L | 0-1 |

Key: * Southeastern Conference Game, ! Seminole Challenge, @ Gamecock Invitational, # Plant City Tournament, \$ SEC Tournament, % NCAA Regionals



Year-by-Year Results

2003

Record: 41-20
18-10 SEC

Coach: Joyce Compton
NCAA Regionals

| Date | Day | Opponent | Site | W | L | Score |
|------|-----|-----------------------|------|---|---|-------|
| 2/2 | Su | North Carolina | H | W | | 3-0 |
| 2/2 | Su | North Carolina | H | W | | 4-0 |
| 2/8 | Sa | UNC Greensboro! | H | W | | 3-1 |
| 2/8 | Sa | Georgia Tech! | H | W | | 8-0 |
| 2/9 | Su | Boston College! | H | | L | 2-3 |
| 2/9 | Su | UNC Greensboro! | H | W | | 3-0 |
| 2/14 | F | UCLA@ | N24 | | L | 0-12 |
| 2/14 | F | UNLV@ | A | W | | 6-0 |
| 2/15 | Sa | Oregon State@ | N24 | W | | 3-2 |
| 2/15 | Sa | Cal State Fullerton@ | N24 | | L | 1-6 |
| 2/16 | Su | Nebraska@ | N24 | | L | 1-9 |
| 2/21 | F | Washington^ | N29 | | L | 1-2 |
| 2/22 | Sa | Temple^ | N29 | W | | 7-4 |
| 2/23 | Su | Michigan^ | N29 | W | | 3-0 |
| 3/1 | Sa | Western Michigan# | N35 | W | | 5-1 |
| 3/1 | Sa | Troy# | N35 | W | | 13-0 |
| 3/2 | Sa | Virginia Tech# | N35 | W | | 8-4 |
| 3/5 | W | Virginia | H | W | | 4-1 |
| 3/5 | W | Virginia | H | W | | 2-0 |
| 3/8 | Sa | Mississippi State* | H | | L | 2-6 |
| 3/8 | Sa | Mississippi State* | H | W | | 11-3 |
| 3/9 | Su | Mississippi State* | H | W | | 5-2 |
| 3/12 | W | Northern Illinois | H | W | | 5-0 |
| 3/12 | W | Northern Illinois | H | W | | 4-1 |
| 3/16 | Su | LSU* | H | W | | 3-2 |
| 3/16 | Su | LSU* | H | | L | 3-6 |
| 3/25 | Tu | Arkansas* | A | W | | 5-2 |
| 3/25 | Tu | Arkansas* | A | W | | 6-1 |
| 3/26 | W | Arkansas* | A | W | | 5-1 |
| 3/29 | Sa | Auburn* | A | W | | 12-1 |
| 3/29 | Sa | Auburn* | A | | L | 1-2 |
| 3/30 | Su | Auburn* | A | W | | 4-0 |
| 4/1 | Tu | Tennessee* | H | W | | 9-1 |
| 4/1 | Tu | Tennessee* | H | | L | 0-2 |
| 4/2 | W | Tennessee* | H | | L | 0-1 |
| 4/5 | Sa | Kentucky* | A | W | | 7-0 |
| 4/5 | Sa | Kentucky* | A | W | | 7-2 |
| 4/6 | Su | Kentucky* | A | W | | 6-0 |
| 4/9 | W | Georgia* | A | | L | 0-4 |
| 4/9 | W | Georgia* | A | | L | 2-10 |
| 4/12 | Sa | Florida* | H | W | | 2-1 |
| 4/12 | Sa | Florida* | H | W | | 3-1 |
| 4/13 | Su | Florida* | H | W | | 2-1 |
| 4/18 | F | Alabama* | H | | L | 3-6 |
| 4/19 | Sa | Alabama* | H | W | | 5-1 |
| 4/19 | Sa | Alabama* | H | | L | 2-3 |
| 4/23 | W | Furman | H | W | | 6-0 |
| 4/23 | W | Furman | H | W | | 9-1 |
| 4/26 | Sa | Mississippi* | A | W | | 6-2 |
| 4/26 | Sa | Mississippi* | A | W | | 1-0 |
| 4/27 | Su | Mississippi* | A | | L | 1-2 |
| 4/30 | W | Coastal Carolina | A | | L | 6-7 |
| 4/30 | W | Coastal Carolina | A | W | | 8-0 |
| 5/8 | Th | Florida\$ | N35 | | L | 2-6 |
| 5/9 | F | Mississippi State\$ | N35 | W | | 2-1 |
| 5/10 | Sa | LSU\$ | N35 | | L | 1-5 |
| 5/15 | Th | Princeton% | N18 | W | | 8-7 |
| 5/16 | F | Texas A&M% | N18 | | L | 0-5 |
| 5/16 | F | Cal State-Northridge% | N18 | W | | 5-3 |
| 5/17 | Sa | Boston College% | N18 | W | | 5-2 |
| 5/17 | Sa | Texas A&M% | N18 | | L | 3-6 |

Key: * Southeastern Conference Game, ! Carolina Invitational, @ Las Vegas Invitational, ^ NFCA Lead-Off Classic, # Plant City Tournament, \$ SEC Tournament, % NCAA Regionals

2004

Record: 28-24
12-18 SEC

Coach: Joyce Compton
NCAA Regionals

| Date | Day | Opponent | Site | W | L | Score |
|------|-----|-------------------------|------|---|---|-------|
| 2/7 | Sa | Charlotte | A | W | | 8-0 |
| 2/7 | Sa | Charlotte | A | W | | 13-0 |
| 2/8 | Su | North Carolina | A | W | | 3-2 |
| 2/8 | Su | North Carolina | A | W | | 3-1 |
| 2/21 | Sa | Middle Tennessee State! | H | W | | 5-0 |
| 2/21 | Sa | College of Charleston! | H | W | | 4-0 |
| 2/22 | Su | Radford! | H | W | | 11-3 |
| 2/22 | Su | College of Charleston! | H | W | | 2-0 |
| 2/27 | F | Fresno State# | N29 | | L | 0-1 |
| 2/27 | F | Princeton# | N29 | W | | 6-0 |
| 2/28 | Sa | Arizona State# | N29 | W | | 5-3 |
| 2/28 | Sa | Michigan# | N29 | W | | 2-1 |
| 2/29 | Su | Florida State# | N29 | | L | 1-3 |
| 3/6 | Sa | Mississippi State* | A | W | | 2-1 |
| 3/6 | Sa | Mississippi State* | A | | L | 0-8 |
| 3/7 | Su | Mississippi State* | A | W | | 7-4 |
| 3/13 | Sa | LSU* | A | | L | 0-1 |
| 3/13 | Sa | LSU* | A | W | | 6-4 |
| 3/14 | Su | LSU* | A | | L | 0-4 |
| 3/16 | Tu | Arkansas* | H | W | | 6-1 |
| 3/16 | Tu | Arkansas* | H | W | | 2-1 |
| 3/17 | W | Arkansas* | H | W | | 6-5 |
| 3/27 | Sa | Auburn* | H | | L | 0-1 |
| 3/27 | Sa | Auburn* | H | | L | 1-5 |
| 3/28 | Su | Auburn* | H | | L | 5-6 |
| 3/30 | Tu | Tennessee* | A | | L | 0-1 |
| 3/30 | Tu | Tennessee* | A | | L | 2-3 |
| 3/31 | W | Tennessee* | A | | L | 1-5 |
| 4/3 | Sa | Kentucky* | H | W | | 3-2 |
| 4/3 | Sa | Kentucky* | H | | L | 1-4 |
| 4/4 | Su | Kentucky* | H | W | | 4-0 |
| 4/6 | Tu | Georgia* | H | W | | 7-3 |
| 4/6 | Tu | Georgia* | H | | L | 0-3 |
| 4/7 | W | Georgia* | H | W | | 2-0 |
| 4/10 | Sa | Florida* | A | | L | 0-2 |
| 4/10 | Sa | Florida* | A | | L | 3-4 |
| 4/11 | Su | Florida* | A | | L | 3-5 |
| 4/17 | Sa | Alabama* | A | W | | 3-1 |
| 4/17 | Sa | Alabama* | A | | L | 5-6 |
| 4/18 | Su | Alabama* | A | | L | 2-5 |
| 4/21 | W | Furman | H | W | | 6-0 |
| 4/21 | W | Furman | H | W | | 8-2 |
| 4/24 | Sa | Mississippi* | H | | L | 1-3 |
| 4/24 | Sa | Mississippi* | H | W | | 2-1 |
| 4/25 | Su | Mississippi* | H | | L | 1-2 |
| 4/28 | W | Coastal Carolina | H | W | | 10-2 |
| 4/28 | W | Coastal Carolina | H | W | | 2-1 |
| 5/13 | Th | LSU@ | N36 | | L | 0-2 |
| 5/14 | F | Auburn@ | N36 | | L | 0-2 |
| 5/20 | Th | Louisiana-Lafayette^ | N18 | | L | 0-1 |
| 5/21 | F | Centenary^ | N18 | W | | 8-3 |
| 5/21 | F | Northwestern^ | N18 | | L | 3-5 |

Key: * Southeastern Conference Game, ! Gamecock Invitational, # NFCA Lead-Off Classic, @ SEC Tournament, ^ NCAA Regionals

2005

Record: 28-28-1
11-16 SEC

Coach: Joyce Compton

| Date | Day | Opponent | Site | W | L | Score |
|------|-----|----------------------|------|---|---|-------|
| 2/5 | Sa | Stephen F. Austin% | H | W | | 6-0 |
| 2/5 | Sa | Coastal Carolina% | H | W | | 8-2 |
| 2/6 | Su | UNC Greensboro% | H | W | | 8-0 |
| 2/6 | Su | Coastal Carolina% | H | | L | 2-3 |
| 2/8 | Tu | Charlotte | H | W | | 4-0 |
| 2/8 | Tu | Charlotte | H | W | | 3-0 |
| 2/13 | Su | Wisconsin\$ | N33 | W | | 9-0 |
| 2/16 | W | Virginia Tech | H | | L | 5-6 |
| 2/16 | W | Virginia Tech | H | | L | 0-3 |
| 2/18 | F | Southwest Louisiana& | N12 | W | | 3-1 |
| 2/18 | F | Florida State& | A | | L | 2-4 |
| 2/19 | Sa | Syracuse& | N12 | | L | 1-2 |
| 2/19 | Sa | Southeast Louisiana& | N12 | W | | 7-1 |
| 2/20 | Su | Syracuse& | N12 | | L | 3-10 |
| 2/25 | F | Southern Illinois^ | N29 | W | | 2-0 |
| 2/25 | F | Michigan^ | N29 | | L | 3-9 |
| 2/26 | Sa | Georgia Tech^ | N29 | W | | 2-0 |
| 2/26 | Sa | Massachusetts^ | N29 | W | | 6-1 |
| 3/4 | F | Boston@ | N37 | W | | 7-6 |
| 3/4 | F | Gardner-Webb@ | N37 | W | | 13-7 |
| 3/5 | Sa | Ohio State@ | N37 | | L | 0-3 |
| 3/5 | Sa | South Dakota State@ | N37 | W | | 15-2 |
| 3/5 | Sa | Mercer@ | N37 | W | | 7-2 |
| 3/6 | Su | Auburn@ | N37 | | L | 4-6 |
| 3/8 | Tu | Arkansas* | A | W | | 6-1 |
| 3/8 | Tu | Arkansas* | A | W | | 3-0 |
| 3/9 | W | Arkansas* | A | W | | 5-3 |
| 3/12 | Sa | LSU* | H | W | | 4-3 |
| 3/12 | Sa | LSU* | H | | L | 3-4 |
| 3/13 | Su | LSU* | H | W | | 2-0 |
| 3/15 | Tu | Tennessee* | H | | L | 1-9 |
| 3/15 | Tu | Tennessee* | H | | L | 0-12 |
| 3/26 | Sa | Auburn* | A | | L | 8-10 |
| 3/27 | Su | Auburn* | A | | L | 2-11 |
| 3/29 | Tu | North Carolina | H | W | | 4-1 |
| 3/29 | Tu | North Carolina | H | W | | 3-1 |
| 4/3 | Su | Kentucky* | A | W | | 12-2 |
| 4/3 | Su | Kentucky* | A | W | | 10-1 |
| 4/5 | Tu | Georgia* | A | | L | 0-1 |
| 4/5 | Tu | Georgia* | A | | L | 1-6 |
| 4/6 | W | Georgia* | A | | L | 2-9 |
| 4/9 | Sa | Florida* | H | | L | 0-1 |
| 4/9 | Sa | Florida* | H | | L | 0-3 |
| 4/10 | Su | Florida* | H | | L | 2-4 |
| 4/12 | Tu | Winthrop | A | | L | 0-2 |
| 4/12 | Tu | Winthrop | A | T | | 0-0 |
| 4/16 | Sa | Alabama* | H | | L | 0-11 |
| 4/16 | Sa | Alabama* | H | | L | 1-7 |
| 4/17 | Su | Alabama* | H | | L | 2-9 |
| 4/23 | Sa | Mississippi* | A | | L | 1-4 |
| 4/23 | Sa | Mississippi* | A | W | | 5-2 |
| 4/24 | Su | Mississippi* | A | W | | 2-0 |
| 5/7 | Sa | Mississippi State* | H | W | | 3-2 |
| 5/7 | Sa | Mississippi State* | H | W | | 7-5 |
| 5/8 | Su | Mississippi State* | H | | L | 2-3 |
| 5/12 | Th | Auburn! | N38 | | L | 0-8 |
| 5/13 | F | Mississippi State! | N38 | | L | 1-4 |

Key: * Southeastern Conference Game, % Gamecock Invitational, \$ Kajikawa Classic, & Sunshine Tournament, ^ NFCA Lead-Off Classic, @ Buzz Classic, ! SEC Tournament



Year-by-Year Results

2006

Record: 28-30
8-21 SEC

Coach: Joyce Compton

| Date | Day | Opponent | Site | W | L | Score |
|------|-----|-----------------------|------|---|---|-------|
| 2/10 | F | Purdue@ | N39 | W | | 2-0 |
| 2/10 | F | Pittsburgh@ | N39 | W | | 1-0 |
| 2/11 | Sa | Bethune Cookman@ | N39 | | L | 2-3 |
| 2/11 | Sa | Florida Atlantic@ | A | W | | 2-1 |
| 2/12 | Su | East Carolina@ | N39 | | L | 1-2 |
| 2/15 | W | Winthrop | H | W | | 1-0 |
| 2/15 | W | Winthrop | H | W | | 6-0 |
| 2/17 | F | Iowa State# | N12 | W | | 3-0 |
| 2/17 | F | Florida State# | A | | L | 3-4 |
| 2/18 | Sa | Iowa State# | N12 | | L | 0-1 |
| 2/22 | W | Charlotte | A | W | | 2-1 |
| 2/25 | F | Fordham% | H | | L | 3-4 |
| 2/26 | Sa | North Carolina State% | H | W | | 3-0 |
| 2/26 | Sa | Georgia Southern% | H | W | | 7-0 |
| 2/28 | M | Campbell | H | W | | 3-2 |
| 2/28 | M | Campbell | H | W | | 5-4 |
| 3/3 | F | North Dakota State& | N20 | W | | 7-1 |
| 3/3 | F | Princeton& | N20 | W | | 5-4 |
| 3/4 | Sa | Canisius& | N20 | W | | 9-1 |
| 3/4 | Sa | North Carolina& | A | W | | 4-3 |
| 3/5 | Su | Memphis& | N20 | W | | 2-1 |
| 3/10 | F | Alabama* | A | | L | 1-6 |
| 3/11 | Sa | Alabama* | A | | L | 0-7 |
| 3/12 | Su | Alabama* | A | | L | 0-8 |
| 3/15 | W | Eastern Kentucky | H | W | | 6-1 |
| 3/18 | Sa | Kentucky* | H | W | | 5-2 |
| 3/18 | Sa | Kentucky* | H | | L | 0-2 |
| 3/19 | Su | Kentucky* | H | | L | 1-2 |
| 3/21 | Tu | College of Charleston | H | W | | 8-7 |
| 3/21 | Tu | College of Charleston | H | W | | 7-0 |
| 3/25 | Sa | Mississippi State* | A | | L | 3-4 |
| 3/25 | Sa | Mississippi State* | A | | L | 1-2 |
| 3/26 | Su | Mississippi State* | A | W | | 6-2 |
| 3/28 | Tu | Virginia Tech | A | | L | 0-1 |
| 3/28 | Tu | Virginia Tech | A | | L | 1-2 |
| 4/1 | Sa | LSU* | A | | L | 0-9 |
| 4/1 | Sa | LSU* | A | | L | 0-1 |
| 4/2 | Su | LSU* | A | | L | 0-8 |
| 4/5 | W | Georgia* | H | | L | 0-10 |
| 4/5 | W | Georgia* | H | | L | 2-5 |
| 4/6 | Th | Georgia* | H | | L | 3-10 |
| 4/9 | Su | Arkansas* | H | W | | 3-0 |
| 4/9 | Su | Arkansas* | H | W | | 1-0 |
| 4/13 | Th | Coastal Carolina | A | | L | 1-2 |
| 4/13 | Th | Coastal Carolina | A | | L | 5-6 |
| 4/18 | Tu | Tennessee* | A | | L | 0-7 |
| 4/18 | Tu | Tennessee* | A | | L | 3-5 |
| 4/19 | W | Tennessee* | A | | L | 0-3 |
| 4/22 | Sa | Mississippi* | H | W | | 3-2 |
| 4/22 | Sa | Mississippi* | H | W | | 2-0 |
| 4/23 | Su | Mississippi* | H | | L | 4-5 |
| 4/29 | Sa | Auburn* | H | W | | 5-2 |
| 4/29 | Sa | Auburn* | H | | L | 0-4 |
| 4/30 | Su | Auburn* | H | W | | 7-1 |
| 5/6 | Sa | Florida* | A | | L | 2-5 |
| 5/6 | Sa | Florida* | A | | L | 2-3 |
| 5/7 | Su | Florida* | A | | L | 1-6 |

Key: * Southeastern Conference Game, @ Worth Invitational, # Seminole Classic, % Gamecock Invitational, & Tar Heel Invite

2007

Record: 38-26
12-16 SEC

Coach: Joyce Compton
NCAA Super Regionals

| Date | Day | Opponent | Site | W | L | Score |
|------|-----|------------------------|------|---|---|-------|
| 2/9 | F | Pittsburgh! | N39 | W | | 3-0 |
| 2/9 | F | North Florida! | N39 | W | | 4-0 |
| 2/10 | Sa | Miami (Ohio)! | N39 | W | | 3-2 |
| 2/10 | Sa | Florida Atlantic! | A | W | | 7-4 |
| 2/11 | Su | Florida Atlantic! | A | W | | 3-1 |
| 2/14 | W | Western Carolina | H | W | | 4-1 |
| 2/16 | F | Kansas# | N12 | W | | 3-1 |
| 2/16 | F | Memphis# | N12 | | L | 1-3 |
| 2/17 | Sa | Jacksonville# | N12 | W | | 10-3 |
| 2/17 | Sa | Florida State# | A | | L | 3-8 |
| 2/22 | Th | College of Charleston | A | W | | 7-2 |
| 2/22 | Th | College of Charleston | A | W | | 11-0 |
| 2/24 | Sa | Jacksonville State% | H | W | | 1-0 |
| 2/24 | Sa | East Tennessee State% | H | W | | 4-1 |
| 2/25 | Su | Radford% | H | W | | 3-1 |
| 2/28 | W | Campbell | A | W | | 1-0 |
| 2/28 | W | Campbell | A | W | | 3-0 |
| 3/3 | Sa | Charlotte | H | W | | 8-0 |
| 3/3 | Sa | Charlotte | H | | L | 1-2 |
| 3/4 | Su | Pittsburgh | H | W | | 1-0 |
| 3/4 | Su | Pittsburgh | H | W | | 7-1 |
| 3/7 | W | Coastal Carolina | H | W | | 2-1 |
| 3/7 | W | Coastal Carolina | H | W | | 1-0 |
| 3/10 | Sa | Arkansas* | A | W | | 1-0 |
| 3/10 | Sa | Arkansas* | A | W | | 7-0 |
| 3/11 | Su | Arkansas* | A | W | | 4-1 |
| 3/14 | W | Virginia Tech | H | W | | 2-1 |
| 3/14 | W | Virginia Tech | H | | L | 1-5 |
| 3/17 | Sa | Alabama* | H | | L | 0-1 |
| 3/17 | Sa | Alabama* | H | | L | 3-5 |
| 3/18 | Su | Alabama* | H | | L | 1-3 |
| 3/21 | W | Tennessee* | A | | L | 0-2 |
| 3/21 | W | Tennessee* | A | | L | 0-1 |
| 3/27 | Tu | Winthrop | H | | L | 0-2 |
| 3/27 | Tu | Winthrop | H | W | | 2-0 |
| 3/31 | Sa | Mississippi State* | A | | L | 1-2 |
| 3/31 | Sa | Mississippi State* | A | | L | 3-4 |
| 4/1 | Su | Mississippi State* | A | | L | 7-8 |
| 4/6 | F | LSU* | A | W | | 2-1 |
| 4/6 | F | LSU* | A | | L | 0-8 |
| 4/7 | Sa | LSU* | A | | L | 0-2 |
| 4/14 | Sa | Georgia* | H | W | | 5-0 |
| 4/14 | Sa | Georgia* | H | W | | 1-0 |
| 4/15 | Su | Georgia* | H | W | | 6-2 |
| 4/18 | W | North Carolina | H | | L | 0-1 |
| 4/21 | Sa | Kentucky* | H | W | | 6-5 |
| 4/21 | Sa | Kentucky* | H | W | | 2-1 |
| 4/22 | Su | Kentucky* | H | W | | 2-0 |
| 4/24 | Tu | Florida* | H | | L | 0-8 |
| 4/24 | Tu | Florida* | H | | L | 0-10 |
| 4/28 | Sa | Auburn* | A | | L | 0-8 |
| 4/28 | Sa | Auburn* | A | | L | 0-1 |
| 4/29 | Su | Auburn* | A | | L | 0-3 |
| 5/5 | Sa | Mississippi* | H | | L | 0-1 |
| 5/5 | Sa | Mississippi* | H | W | | 1-0 |
| 5/6 | Su | Mississippi* | H | W | | 1-0 |
| 5/10 | Th | LSU& | N40 | | L | 1-2 |
| 5/18 | F | North Carolina State\$ | H | W | | 5-2 |
| 5/19 | Sa | Oregon\$ | H | | L | 4-8 |
| 5/19 | Sa | North Carolina State\$ | H | W | | 4-3 |
| 5/20 | Su | Oregon\$ | H | W | | 2-0 |
| 5/20 | Su | Oregon\$ | H | W | | 4-3 |
| 5/25 | F | Northwestern@ | A | | L | 1-6 |
| 5/26 | Sa | Northwestern@ | A | | L | 0-3 |

Key: * Southeastern Conference Game, ! FAU Miken Tournament, # FSU Sunshine State Tournament, % Gamecock Invitational, & SEC Tournament, \$ NCAA Regional, @ NCAA Super Regional

2008

Record: 21-26
8-18 SEC

Coach: Joyce Compton

| Date | Day | Opponent | Site | W | L | Score |
|------|-----|-----------------------|------|---|---|---------|
| 2/8 | F | North Florida! | N39 | W | | 3-1 |
| 2/8 | F | Florida Atlantic! | A | | L | 1-2 |
| 2/9 | Sa | Massachusetts! | N39 | | L | 0-2 |
| 2/9 | Sa | Michigan! | N39 | | L | 2-3 |
| 2/10 | Su | North Florida! | N39 | | L | 2-3 (8) |
| 2/13 | W | Western Carolina | H | W | | 3-0 |
| 2/15 | F | UCLA% | N24 | | L | 2-6 |
| 2/15 | F | Cal Poly% | N24 | W | | 8-3 |
| 2/16 | Sa | Oklahoma% | N24 | | L | 1-2 |
| 2/16 | Sa | Oregon% | N24 | | L | 0-3 |
| 2/17 | Su | Cal State-Northridge% | N24 | W | | 3-2 |
| 2/22 | F | Georgia Tech^ | N16 | W | | 1-0 |
| 2/22 | F | Wisconsin^ | N16 | W | | 1-0 (8) |
| 2/23 | Sa | Hofstra^ | N16 | | L | 4-7 |
| 2/24 | Su | Wright State^ | N16 | W | | 6-0 |
| 3/1 | Sa | Bucknell& | H | W | | 2-1 (8) |
| 3/1 | Sa | Gardner-Webb& | H | W | | 6-0 |
| 3/2 | Su | Gardner-Webb& | H | W | | 5-0 |
| 3/2 | Su | Bucknell& | H | W | | 8-0 (5) |
| 3/8 | Sa | Arkansas* | H | W | | 5-4 |
| 3/8 | Sa | Arkansas* | H | | L | 2-3 |
| 3/9 | Su | Arkansas* | H | W | | 4-0 |
| 3/15 | Sa | Georgia* | A | | L | 1-4 |
| 3/15 | Sa | Georgia* | A | | L | 0-3 |
| 3/16 | Su | Georgia* | A | | L | 0-8 (6) |
| 3/19 | W | Tennessee* | H | | L | 0-2 (9) |
| 3/26 | W | Florida* | A | | L | 0-6 |
| 3/26 | W | Florida* | A | | L | 0-1 |
| 3/29 | Sa | Kentucky* | A | W | | 5-3 |
| 3/29 | Sa | Kentucky* | A | W | | 4-3 |
| 3/30 | Sa | Kentucky* | A | W | | 8-1 |
| 4/2 | W | Winthrop | A | W | | 6-3 |
| 4/6 | Su | Auburn* | H | W | | 2-0 |
| 4/6 | Su | Auburn* | H | W | | 3-2 |
| 4/9 | W | Coastal Carolina | A | W | | 6-2 |
| 4/12 | Sa | Mississippi State* | H | | L | 0-1 |
| 4/12 | Sa | Mississippi State* | H | | L | 1-3 |
| 4/13 | Su | Mississippi State* | H | | L | 1-9 (6) |
| 4/19 | Sa | Alabama* | A | | L | 0-8 (6) |
| 4/19 | Sa | Alabama* | A | | L | 0-8 (5) |
| 4/20 | Su | Alabama* | A | | L | 0-6 |
| 4/26 | Sa | Mississippi* | A | | L | 1-2 (9) |
| 4/26 | Sa | Mississippi* | A | | L | 0-3 |
| 4/27 | Su | Mississippi* | A | | L | 0-1 (5) |
| 5/3 | Sa | LSU* | H | | L | 3-5 |
| 5/3 | Sa | LSU* | H | W | | 4-3 |
| 5/4 | Su | LSU* | H | | L | 0-9 (6) |

Key: * Southeastern Conference Game, ! FAU Kick-Off Classic, % Louisville Slugger Desert Classic, ^ USF Louisville Slugger Tournament, & Gamecock Invitational

Legend: 1-Raymond, Miss., 2-Omaha, Neb., 4-Denton, Texas, 5-Annapolis, Md., 6-Norman, Okla., 7-Orlando, Fla., 8-Ruston, La., 9-Bloomington, Ind., 10-Fullerton, Calif., 11-Thibodaux, La., 12-Tallahassee, Fla., 13-Cookeville, Tn., 14-Houston, Texas, 15-College Station, Texas, 16-Tampa, Fla., 17-Chattanooga, Tenn., 18-Tucson, Ariz., 19-Garden City, N.Y., 20-Chapel Hill, N.C., 21-Birmingham, Ala., 22-Albuquerque, N.M., 23-Rock Hill, S.C., 24-Las Vegas, Nev., 25-Charlottesville, Va., 26-Los Angeles, Calif., 27-Conway, S.C., 28-Amherst, Mass., 29-Columbus, Ga., 30-Ann Arbor, Mich., 31-Oklahoma City, Okla., 32-Fresno, Calif., 33-Tempe, Ariz., 34-Iowa City, Iowa, 35-Plant City, Fla., 36-Tuscaloosa, Ala., 37-Atlanta, Ga., 38-Gainesville, Fla., 39-Boca Raton, Fla., 40-Auburn, Ala.



All-Time vs. Opponents

| Opponent | W-L | Home | Away | Neutral | First Meeting | Last Meeting | Streak |
|------------------------|--------|--------|------|---------|---------------------|---------------------|--------|
| Adelphi | 9-3 | 5-2 | 1-0 | 0-1 | 1980 (W, 2-0) | 4/14/1989 (W, 13-1) | W2 |
| Akron | 1-0 | - | - | 1-0 | 3/11/1989 (W, 4-3) | --- | W1 |
| Alabama | 14-22 | 6-10 | 4-12 | 4-0 | 4/16/1997 (W, 2-0) | 4/20/2008 (L, 0-6) | L14 |
| Allen | 1-0 | - | - | - | 1977 (W, 32-3) | --- | W1 |
| American International | 1-0 | - | - | - | 1982 (W, 4-2) | --- | W1 |
| Arizona | 3-5 | - | 1-2 | 2-3 | 1983 (W, 8-4) | 2/11/2001 (L, 0-8) | L3 |
| Arizona State | 4-5 | - | 1-2 | 3-3 | 1983 (W, 1-0) | 2/28/2004 (W, 5-3) | W1 |
| Arkansas | 23-10 | 10-5 | 11-3 | 2-2 | 4/10/1998 (W, 2-1) | 3/9/2008 (W, 4-0) | W1 |
| Auburn | 20-15 | 11-4 | 8-7 | 1-4 | 4/27/1997 (W, 4-0) | 4/6/2008 (W, 3-2) | W2 |
| Austin Peay | 1-0 | - | - | 1-0 | 4/21/1989 (W, 8-0) | --- | W1 |
| Ball State | 2-1 | 2-0 | - | - | 1982 (L, 0-2) | 3/1/1992 (W, 6-2) | W2 |
| Barrington (R.I.) | 3-0 | - | - | - | 1976 (W, 6-1) | 1977 (W, 15-11) | W3 |
| Baylor | 3-0-1 | - | - | 3-0-1 | 1985 (T, 1-1) | 3/25/1988 (W, 10-0) | W3 |
| Benedict | 2-0 | 1-0 | - | - | 1977 (W, 27-6) | 1977 (W, 5-3) | W2 |
| Bethune Cookman | 0-1 | - | - | 0-1 | 2/11/2006 (L, 2-3) | --- | L1 |
| Bloomsburg State | 1-2 | 0-2 | - | - | 1982 (W, 1-0) | 1984 (L, 1-7) | L2 |
| Boston College | 4-1 | 2-1 | - | 2-0 | 3/6/1986 (W, 6-0) | 5/17/2003 (W, 5-2) | W1 |
| Boston University | 1-0 | - | - | 1-0 | 3/4/2005 (W, 7-6) | --- | W1 |
| Bowling Green | 3-1 | 2-0 | - | 1-1 | 1983 (L, 1-2) | 1985 (W, 6-0) | W3 |
| Bradley | 1-0 | - | - | 1-0 | 1987 (W, 8-0) | --- | W1 |
| Brigham Young | 1-0 | - | - | 1-0 | 1987 (W, 2-0) | --- | W1 |
| Brown | 3-0 | - | - | - | 1981 (W, 20-0) | 1981 (W, 7-1) | W3 |
| Bucknell | 2-0 | 2-0 | - | - | 3/1/2008 (W, 2-1) | 3/1/2008 (W, 8-0) | W2 |
| Cal Poly Pomona | 0-2 | - | 0-2 | - | 3/9/1993 (L, 0-1) | 3/9/1993 (L, 4-8) | L2 |
| Cal Poly SLO | 2-0 | - | - | 2-0 | 2/22/1997 (W, 2-1) | 2/15/2008 (W, 8-3) | W2 |
| Cal State Fullerton | 0-5 | - | 0-2 | 0-3 | 1983 (L, 0-2) | 2/15/2003 (L, 1-6) | L5 |
| Cal State Northridge | 4-2 | - | 0-2 | 4-0 | 3/12/1993 (L, 0-2) | 2/17/2008 (W, 3-2) | W4 |
| California | 0-1 | - | - | 0-1 | 1986 (L, 2-6) | --- | L1 |
| Campbell | 10-0 | 7-0 | 2-0 | 1-0 | 3/16/1994 (W, 7-0) | 2/28/2007 (W, 3-0) | W10 |
| Canisius | 2-0 | - | - | 2-0 | 2/28/1998 (W, 6-3) | 3/4/2006 (W, 9-1) | W2 |
| Centenary | 3-0 | - | - | 3-0 | 4/16/1994 (W, 2-0) | 5/21/2004 (W, 8-3) | W3 |
| Central Michigan | 10-4 | 2-1 | - | 8-3 | 1983 (W, 1-0) | 3/3/2002 (W, 2-0) | W3 |
| Central Wesleyan | 1-0 | - | - | - | 1978 (W, 19-0) | --- | W1 |
| Charleston Southern | 9-1 | 4-0 | 5-1 | - | 3/30/1988 (W, 15-0) | 2/13/1993 (W, 16-1) | W8 |
| Charlotte | 29-3 | 16-2 | 10-1 | 3-0 | 1988 (W, 18-0) | 3/3/2007 (L, 1-2) | L1 |
| Chattanooga | 2-0 | - | - | 2-0 | 3/8/1997 (W, 4-1) | 2/12/2000 (W, 3-1) | W2 |
| Clafflin | 3-0 | - | - | - | 1975 (W, 14-6) | 1976 (W, 10-1) | W3 |
| Coastal Carolina | 41-6 | 25-2 | 15-4 | 1-0 | 1989 (W, 3-0) | 4/9/2008 (W, 6-2) | W3 |
| Coker | 4-0 | - | - | - | 1975 (W, 14-9) | 1977 (W, N/A) | W4 |
| Colgate | 1-0 | 1-0 | - | - | 3/21/1987 (W, 11-0) | --- | W1 |
| College of Charleston | 6-0 | 4-0 | 2-0 | - | 2/21/2004 (W, 4-0) | 2/22/2007 (W, 11-0) | W6 |
| Connecticut | 5-0 | 3-0 | - | 2-0 | 1985 (W, 3-1) | 3/10/2000 (W, 1-0) | W5 |
| Coppin State | 2-0 | - | - | 2-0 | 3/30/1996 (W, 17-0) | 3/31/1996 (W, 27-0) | W2 |
| Cortland | 4-0 | - | - | - | 1980 (W, 7-1) | 1982 (W, 7-0) | W4 |
| Creighton | 3-3 | 1-0 | - | 2-1 | 1982 (L, 0-7) | 1991 (W, 1-0) | W3 |
| Dayton | 1-0 | 1-0 | - | - | 1991 (W, 12-0) | --- | W1 |
| Delaware | 1-0 | - | - | 1-0 | 1981 (W, 2-0) | --- | W1 |
| Delta State | 1-2 | - | - | 1-2 | 1975 (L, 6-7) | 1976 (W, 17-2) | W1 |
| DePaul | 0-2 | - | - | 0-2 | 3/21/1996 (L, 2-4) | 5/17/2001 (L, 2-3) | L2 |
| Detroit | 1-0 | - | - | 1-0 | 3/10/1987 (W, 7-0) | --- | W1 |
| East Carolina | 19-2 | 13-0 | 3-1 | 3-1 | 1985 (W, 8-1) | 2/12/2006 (L, 1-2) | L1 |
| East Stroudsburg | 2-2 | - | - | 0-1 | 1976 (L, 0-10) | 1980 (W, 2-1) | W1 |
| East Tennessee State | 4-0 | 4-0 | - | - | 2/17/2002 (W, 8-0) | 2/24/2007 (W, 4-1) | W4 |
| Eastern Illinois | 2-1 | 2-1 | - | - | 1985 (W, 5-0) | 3/23/1986 (L, 0-1) | L1 |
| Eastern Kentucky | 2-1 | 2-0 | - | 0-1 | 4/14/1995 (L, 3-4) | 3/15/2006 (W, 6-1) | W2 |
| Eastern Michigan | 6-4 | 4-2 | - | 1-1 | 1982 (W, 4-1) | 2/21/1994 (W, 4-3) | W2 |
| Erskine | 5-1 | 1-0 | - | - | 1976 (W, 18-7) | 1978 (W, 1-0) | W4 |
| Evansville | 1-0 | 1-0 | - | - | 3/23/1986 (W, 2-0) | --- | W1 |
| Fairleigh Dickinson | 3-0 | - | - | - | 1978 (W, 21-0) | 1981 (W, 7-0) | W3 |
| Florida | 19-24 | 8-11 | 8-11 | 3-2 | 3/15/1997 (W, 5-0) | 3/26/2008 (L, 0-6) | L14 |
| Florida A&M | 2-0 | - | - | 2-0 | 3/4/1999 (W, 2-1) | 5/21/1999 (W, 2-0) | W2 |
| Florida Atlantic | 6-2 | - | 3-1 | 3-1 | 3/9/1996 (W, 10-0) | 2/8/2008 (L, 1-2) | L1 |
| Florida State | 19-22 | 7-4 | 7-12 | 5-6 | 1985 (W, 2-0) | 2/17/2007 (L, 3-8) | L4 |
| Fordham | 0-1 | 0-1 | - | - | 2/25/2006 (L, 3-4) | --- | L1 |
| Francis Marion | 9-0 | 4-0 | 2-0 | - | 1981 (W, 4-2) | 1984 (W, 6-0) | W9 |
| Fresno State | 1-3 | - | - | 1-3 | 1984 (L, 1-8) | 2/27/2004 (L, 0-1) | L2 |
| Furman | 56-9-1 | 40-4-1 | 11-5 | 1-0 | 1976 (W, 30-6) | 4/21/2004 (W, 8-2) | W7 |
| Gardner-Webb | 3-0 | 2-0 | - | 1-0 | 3/4/2005 (W, 13-7) | 3/2/2008 (W, 5-0) | W3 |
| George Mason | 7-1 | 5-1 | - | 2-0 | 1984 (W, 10-7) | 4/29/1995 (W, 11-3) | W6 |
| Georgia | 23-21 | 16-6 | 5-13 | 2-2 | 4/19/1997 (W, 2-0) | 3/16/2008 (L, 0-8) | L3 |



All-Time vs. Opponents

| Opponent | W-L | Home | Away | Neutral | First Meeting | Last Meeting | Streak |
|----------------------------------|--------|-------|------|---------|---------------------|---------------------|--------|
| Georgia Southern | 36-0 | 18-0 | 18-0 | - | 2/29/1988 (W, 22-0) | 2/26/2006 (W, 7-0) | W36 |
| Georgia State | 37-5 | 22-2 | 9-3 | 6-0 | 1986 (W, 6-0) | 2/19/2000 (W, 8-0) | W3 |
| Georgia Tech | 22-0 | 11-0 | 6-0 | 5-0 | 2/22/1992 (W, 8-2) | 2/22/2008 (W, 1-0) | W22 |
| Glassboro | 1-0 | - | - | - | 1980 (W, 9-3) | --- | W1 |
| Hawaii | 0-2 | 0-2 | - | - | 5/19/1995 (L, 2-3) | 5/20/1995 (L, 0-2) | L2 |
| Hofstra | 7-1 | 3-0 | - | 4-1 | 4/17/1994 (W, 5-4) | 2/23/2008 (L, 4-7) | L1 |
| Illinois-Chicago | 4-2 | 1-1 | - | 3-1 | 3/9/1996 (W, 4-1) | 3/10/2000 (L, 0-1) | L1 |
| Illinois State | 5-5 | 0-2 | - | 5-3 | 1983 (W, 3-1) | 5/18/2001 (L, 0-1) | L1 |
| Indiana | 6-10-1 | 0-4 | 0-1 | 6-1-1 | 1977 (L, 0-1) | 2/25/2000 (W, 4-0) | W6 |
| Indiana State | 5-0 | 3-0 | - | 1-0 | 1982 (W, 6-0) | 3/8/1997 (W, 9-0) | W5 |
| Iona | 2-0 | 2-0 | - | - | 3/14/1999 (W, 3-0) | 3/14/1999 (W, 8-0) | W2 |
| Iowa | 3-2 | - | - | 3-2 | 1983 (W, 4-1) | 3/6/1999 (W, 3-2) | W2 |
| Iowa State | 3-1 | - | - | 3-1 | 1991 (W, 4-0) | 2/18/2006 (L, 0-1) | L1 |
| Ithaca | 7-2 | 1-0 | - | - | 1980 (W, 3-2) | 1983 (W, 5-1) | W3 |
| Jacksonville | 1-0 | - | - | 1-0 | 2/17/2007 (W, 10-3) | --- | W1 |
| Jacksonville State | 1-1 | 1-1 | - | - | 2/17/2002 (L, 0-2) | 2/24/2007 (W, 1-0) | W1 |
| Kansas | 3-2 | 2-0 | - | 1-2 | 1986 (L, 2-10) | 2/16/2007 (W, 3-1) | W3 |
| Kansas State | 1-0 | - | - | 1-0 | 1985 (W, 11-0) | --- | W1 |
| Kent State | 2-0 | - | - | 2-0 | 3/25/1988 (W, 8-0) | 2/26/2000 (W, 11-0) | W2 |
| Kentucky | 32-9 | 16-4 | 14-5 | 2-0 | 3/29/1997 (W, 10-0) | 3/30/2008 (W, 8-1) | W6 |
| Kutztown | 2-0 | - | - | - | 1981 (W, 12-0) | 1982 (W, 13-0) | W2 |
| Limestone | 2-0 | - | - | - | 1977 (W, 24-4) | 1978 (W, 12-6) | W2 |
| Long Beach State | 0-1 | - | - | 0-1 | 1987 (L, 0-1) | --- | L1 |
| Louisiana-Lafayette | 4-21 | 1-7 | 1-8 | 2-6 | 1986 (L, 1-5) | 5/20/2004 (L, 0-1) | L2 |
| Louisiana-Monroe | 5-0 | - | - | 5-0 | 1985 (W, 2-0) | 4/16/1993 (W, 5-0) | W5 |
| Louisiana Tech | 7-24 | 4-6 | 2-12 | 1-6 | 1983 (L, 1-2) | 4/16/1995 (L, 2-3) | L5 |
| Louisville | 1-0 | - | - | 1-0 | 2/8/2002 (W, 3-2) | --- | W1 |
| LSU | 14-25 | 6-9 | 4-12 | 1-4 | 1982 (W, 4-0) | 5/4/2008 (L, 0-9) | L1 |
| Maine | 3-0 | - | - | 3-0 | 3/11/1987 (W, 2-0) | 1991 (W, 5-4) | W3 |
| Marshall | 0-1 | - | - | 0-1 | 4/14/1995 (L, 5-8) | --- | L1 |
| Maryland | 3-2 | - | - | 3-2 | 4/14/1996 (W, 8-0) | 2/17/2001 (L, 3-4) | L2 |
| Massachusetts | 9-2-1 | 2-1-1 | 1-0 | 3-1 | 1980 (W, 1-0) | 2/9/2008 (L, 0-2) | L1 |
| McNeese State | 1-0 | - | - | 1-0 | 3/4/1988 (W, 4-0) | --- | W1 |
| Memphis | 1-1 | - | - | 1-1 | 3/5/2006 (W, 2-1) | 2/16/2007 (L, 1-3) | L1 |
| Mercer | 1-0 | - | - | 1-0 | 3/5/2005 (W, 7-2) | --- | W1 |
| Miami (Ohio) | 6-0 | 2-0 | - | 2-0 | 1980 (W, 3-2) | 2/10/2007 (W, 3-2) | W6 |
| Michigan | 7-8 | 2-0 | 0-2 | 4-5 | 1982 (W, 4-0) | 2/9/2008 (L, 2-3) | L2 |
| Michigan State | 1-1 | - | - | 1-0 | 1982 (L, 0-6) | 3/2/2002 (W, 2-1) | W1 |
| Middle Tennessee State | 1-0 | 1-0 | - | - | 2/21/2004 (W, 5-0) | --- | W1 |
| Minnesota | 2-0 | - | - | 2-0 | 1988 (W, 1-0) | 3/7/1992 (W, 3-0) | W2 |
| Mississippi | 20-10 | 11-5 | 8-5 | 1-0 | 3/23/1997 (W, 6-0) | 4/27/2008 (L, 0-1) | L3 |
| Mississippi College | 3-0 | - | - | 3-0 | 1975 (W, 10-8) | 1976 (W, 12-11) | W3 |
| Mississippi State | 20-19 | 7-7 | 8-8 | 5-4 | 1985 (W, 7-3) | 4/13/2008 (L, 1-9) | L6 |
| Mississippi University for Women | 1-0 | - | - | 1-0 | 1976 (W, 3-0) | --- | W1 |
| Missouri | 3-0 | - | - | 3-0 | 3/8/1992 (W, 5-4) | 3/2/2002 (W, 6-0) | W3 |
| Missouri State | 2-2 | - | - | 2-2 | 1980 (L, 0-4) | 1990 (L, 4-5) | L1 |
| Montclair State | 1-0 | - | - | - | 1980 (W, 5-0) | --- | W1 |
| Nebraska | 2-5 | - | - | 2-5 | 3/27/1986 (L, 2-6) | 2/16/2003 (L, 1-9) | L1 |
| New Mexico | 2-1 | - | 0-1 | 2-0 | 1984 (W, 2-0) | 2/23/1997 (W, 8-0) | W1 |
| New Mexico State | 2-0 | - | - | 2-0 | 2/13/1999 (W, 2-0) | 2/10/2001 (W, 6-0) | W2 |
| Nicholls State | 13-6 | 4-4 | 1-0 | 8-2 | 1983 (W, 1-0) | 4/14/1995 (W, 5-0) | W1 |
| North Carolina | 47-11 | 28-4 | 16-7 | 3-0 | 1985 (W, 1-0) | 4/18/2007 (L, 0-1) | L1 |
| North Carolina State | 3-0 | 3-0 | - | - | 2/26/2006 (W, 3-0) | 5/19/2007 (W, 4-3) | W3 |
| North Dakota State | 1-0 | - | - | 1-0 | 3/3/2006 (W, 7-1) | --- | W1 |
| North Florida | 2-1 | - | - | 2-1 | 2/9/2007 (W, 4-0) | 2/10/2008 (L, 2-3) | L1 |
| North Texas | 2-0 | - | - | 1-0 | 1980 (W, 17-0) | 1981 (W, 4-1) | W2 |
| Northern Illinois | 6-1 | 3-1 | - | 1-0 | 1980 (W, 7-0) | 3/12/2003 (W, 4-1) | W4 |
| Northern Iowa | 1-0 | - | - | 1-0 | 1981 (W, 5-4) | --- | W1 |
| Northern Oklahoma | 1-0 | - | - | 1-0 | 1976 (W, 5-1) | --- | W1 |
| Northwestern | 5-5 | 1-0 | 0-2 | 1-2 | 1980 (W, 2-0) | 5/26/2007 (L, 0-3) | L3 |
| Northwestern Illinois | 1-0 | - | - | - | 1980 (W, 4-0) | --- | W1 |
| Northwestern State | 3-1 | 2-1 | 1-0 | - | 1991 (L, 3-9) | 4/13/1994 (W, 6-2) | W3 |
| Notre Dame | 6-3 | - | - | 6-5 | 1991 (W, 3-1) | 2/18/2001 (L, 0-1) | L1 |
| Ohio | 6-0 | 4-0 | - | 2-0 | 1985 (W, 5-1) | 3/1/2002 (W, 9-1) | W6 |
| Ohio State | 2-1 | - | - | 2-1 | 3/8/1992 (W, 2-0) | 3/5/2005 (L, 0-3) | L1 |
| Oklahoma | 5-2 | - | - | 5-2 | 1983 (W, 5-0) | 2/16/2008 (L, 1-2) | L1 |
| Oklahoma City | 4-0 | - | - | 4-0 | 1981 (W, 13-2) | 1990 (W, 2-1) | W4 |
| Oklahoma State | 3-6 | - | - | 3-6 | 1983 (W, 1-0) | 3/7/1998 (L, 0-1) | L2 |
| Onondago | 2-0 | - | - | - | 1980 (W, 7-1) | 1980 (W, 6-0) | W2 |
| Oregon | 2-4 | 2-1 | - | 0-3 | 1989 (L, 0-1) | 2/16/2008 (L, 0-3) | L1 |



All-Time vs. Opponents

| Opponent | W-L | Home | Away | Neutral | First Meeting | Last Meeting | Streak |
|------------------------|--------|------|-------|---------|---------------------|---------------------|--------|
| Oregon State | 1-2 | - | - | 1-2 | 3/6/1998 (L, 0-1) | 2/15/2003 (W, 3-2) | W1 |
| Pacific | 2-0 | - | - | 2-0 | 1983 (W, 2-1) | 5/22/1999 (W, 2-1) | W2 |
| Penn State | 7-1 | 4-0 | - | 3-1 | 1981 (W, 7-1) | 3/10/1995 (W, 3-1) | W6 |
| Pittsburgh | 6-0 | 4-0 | - | 2-0 | 3/6/2001 (W, 3-0) | 3/4/2007 (W, 7-1) | W6 |
| Portland State | 0-1 | - | - | 0-1 | 1978 (L, 7-10) | --- | L1 |
| Prentiss Institute | 1-0 | - | - | - | 1975 (W, 18-3) | --- | W1 |
| Princeton | 10-0 | 7-0 | - | 3-0 | 3/21/1986 (W, 8-0) | 3/3/2006 (W, 5-4) | W10 |
| Purdue | 2-0 | - | - | 2-0 | 3/9/2000 (W, 2-1) | 2/10/2006 (W, 2-0) | W2 |
| Radford | 2-0 | 2-0 | - | - | 2/22/2004 (W, 11-3) | 2/25/2007 (W, 3-1) | W2 |
| Rhode Island | 8-1 | 4-0 | - | 2-1 | 1981 (L, 0-2) | 3/11/1987 (W, 6-0) | W8 |
| Rider | 1-0 | - | - | 1-0 | 1983 (W, 6-1) | --- | W1 |
| Robert Morris | 3-0 | - | - | 3-0 | 3/7/1994 (W, 2-1) | 3/7/1997 (W, 1-0) | W3 |
| Rutgers | 10-4 | 1-0 | - | 3-0 | 1976 (W, 6-4) | 5/1/1994 (W, 4-0) | W6 |
| Sam Houston State | 5-3 | - | - | 5-1 | 1980 (L, 2-3) | 3/10/1995 (W, 4-0) | W4 |
| Samford | 4-1 | - | 2-0 | 2-1 | 1991 (W, 3-0) | 3/25/1994 (W, 4-0) | W1 |
| San Diego State | 1-0 | - | - | 1-0 | 2/23/2001 (W, 1-0) | --- | W1 |
| Seton Hall | 2-0 | 1-0 | - | - | 1982 (W, 11-0) | 3/18/1987 (W, 8-1) | W2 |
| South Dakota State | 1-0 | - | - | 1-0 | 3/5/2005 (W, 15-2) | --- | W1 |
| Southeastern Louisiana | 2-0 | - | - | 2-0 | 2/18/2005 (W, 3-1) | 2/19/2005 (W, 7-1) | W2 |
| Southern Illinois | 3-0 | - | - | 3-0 | 1991 (W, 3-2) | 2/25/2005 (W, 2-0) | W3 |
| Southern Mississippi | 4-0 | 2-0 | - | 2-0 | 1975 (W, 15-4) | 3/14/2001 (W, 2-0) | W4 |
| St. Mary's | 1-1 | - | - | 1-1 | 1986 (L, 3-4) | 1990 (W, 9-0) | W1 |
| Stanford | 0-1-1 | - | - | 0-1-1 | 2/28/1999 (L, 0-8) | 2/25/2001 (T, 0-0) | T1 |
| Stephen F. Austin | 1-0 | 1-0 | - | - | 2/5/2005 (W, 6-0) | --- | W1 |
| Stetson | 2-0 | - | - | 2-0 | 1987 (W, 2-0) | 1988 (W, 6-0) | W2 |
| Syracuse | 0-2 | - | - | 0-2 | 2/19/2005 (L, 1-2) | 2/20/2005 (L, 3-10) | L2 |
| Temple | 3-0 | - | - | 3-0 | 1987 (W, 5-0) | 2/22/2003 (W, 7-4) | W3 |
| Tennessee | 15-20 | 8-9 | 7-11 | - | 4/5/1997 (W, 1-0) | 3/19/2008 (L, 0-2) | L13 |
| Tennessee Tech | 2-1 | 1-0 | - | 1-1 | 4/16/1994 (W, 4-0) | 2/16/2002 (W, 4-1) | W1 |
| Texas | 1-0 | - | - | 1-0 | 2/12/1999 (W, 5-3) | --- | W1 |
| Texas A&M | 11-15 | 4-5 | 2-3 | 5-7 | 1981 (L, 0-4) | 5/17/2003 (L, 3-6) | L3 |
| Texas-Arlington | 5-2 | - | - | 4-1 | 1976 (L, 0-5) | 4/16/1993 (W, 3-0) | W4 |
| Texas Tech | 1-2 | - | - | 1-2 | 4/16/1993 (W, 7-0) | 5/22/1999 (L, 1-4) | L2 |
| Texas Wesleyan | 2-0 | - | - | - | 1980 (W, 1-0) | 1980 (W, 1-0) | W2 |
| Texas Woman's | 0-1 | - | 0-1 | - | 1981 (L, 0-5) | --- | L1 |
| Toledo | 10-1 | 9-1 | - | 1-0 | 1985 (W, 2-0) | 3/27/1995 (W, 9-5) | W4 |
| Towson State | 1-0 | - | - | 1-0 | 1981 (W, 2-0) | --- | W1 |
| Trenton | 1-0 | - | - | - | 1982 (W, 7-0) | --- | W1 |
| Trenton State | 1-2 | - | - | - | 1978 (L, 2-5) | 1980 (W, 4-3) | W2 |
| Troy | 1-0 | - | - | 1-0 | 3/1/2003 (W, 13-0) | --- | W1 |
| Truman State | 1-0 | 1-0 | - | - | 1983 (W, 3-0) | --- | W1 |
| US International | 0-1 | - | - | 0-1 | 1987 (L, 0-1) | --- | L1 |
| UAB | 1-0 | 1-0 | - | - | 2/16/2002 (W, 5-0) | --- | W1 |
| UC Santa Barbara | 1-2 | - | 0-2 | 1-0 | 1991 (W, 2-0) | 3/10/1993 (L, 1-2) | L2 |
| UCLA | 1-11 | 1-2 | - | 0-9 | 1981 (L, 0-3) | 2/15/2008 (L, 2-6) | L3 |
| UNC Greensboro | 6-1 | 6-0 | - | 0-1 | 4/29/1995 (L, 2-5) | 2/6/2005 (W, 8-0) | W6 |
| UNC Wilmington | 4-0 | 2-0 | - | 2-0 | 2/25/1990 (W, 17-2) | 3/25/1994 (W, 8-1) | W4 |
| UNLV | 3-4 | 0-1 | 2-1 | 1-2 | 3/7/1993 (L, 5-8) | 2/14/2003 (W, 6-0) | W1 |
| USF | 20-7 | 3-2 | 10-3 | 7-2 | 1985 (W, 6-0) | 2/17/2001 (W, 7-0) | W6 |
| Utah | 4-4 | 2-2 | 0-1 | 2-3 | 1984 (L, 0-1) | 3/1/1996 (W, 2-1) | W1 |
| Utah State | 1-5 | - | 0-2 | 1-4 | 1978 (L, 0-11) | 2/21/1997 (L, 2-6) | L1 |
| Villanova | 2-0 | 2-0 | - | - | 1983 (W, 10-0) | 1983 (W, 4-0) | W2 |
| Virginia | 29-5 | 13-2 | 8-3 | 6-0 | 1980 (W, 6-0) | 3/5/2003 (W, 2-0) | W13 |
| Virginia Tech | 5-6 | 2-4 | 2-2 | 1-0 | 5/6/2000 (W, 3-0) | 3/14/2007 (L, 1-5) | L1 |
| Voorhees | 2-0 | - | - | - | 1976 (W, 27-5) | 1976 (W, 16-1) | W2 |
| Washington | 4-5 | - | - | 4-5 | 3/3/1996 (L, 1-4) | 2/21/2003 (L, 1-2) | L2 |
| Wayne State | 1-3 | 0-2 | - | 1-1 | 1983 (L, 1-4) | 1984 (L, 0-5) | L2 |
| West Virginia | 2-0 | - | - | - | 1980 (W, 7-0) | 1982 (W, 5-1) | W2 |
| Westchester | 1-0 | - | - | - | 1982 (W, 8-0) | --- | W1 |
| Western Carolina | 2-0 | 2-0 | - | - | 2/14/2007 (W, 4-1) | 2/13/2008 (W, 3-0) | W2 |
| Western Illinois | 4-1 | 1-0 | - | 3-1 | 1983 (W, 4-2) | 3/7/1998 (W, 3-1) | W1 |
| Western Michigan | 4-3 | - | - | 4-2 | 1981 (L, 0-4) | 3/1/2003 (W, 5-1) | W4 |
| Wichita State | 2-0 | - | - | 2-0 | 1991 (W, 9-0) | 3/28/1992 (W, 10-1) | W2 |
| Winthrop | 39-7-1 | 24-1 | 5-3-1 | 2-0 | 1975 (L, 7-8) | 4/2/2008 (W, 6-3) | W2 |
| Wisconsin | 2-0 | - | - | 2-0 | 2/13/2005 (W, 9-0) | 2/22/2008 (W, 1-0) | W2 |
| Wright State | 4-0 | 2-0 | - | 2-0 | 3/22/1992 (W, 7-0) | 2/24/2008 (W, 6-0) | W4 |
| Yale | 1-0 | - | - | 1-0 | 3/8/1994 (W, 3-1) | --- | W1 |
| Youngstown State | 2-0 | 2-0 | - | - | 3/24/1994 (W, 4-1) | 3/24/1994 (W, 6-5) | W2 |



2008 Alumni Weekend



ALUMNI WEEKEND 2008



South Carolina held its third-annual Alumni Weekend event over May 3-4, 2008, in conjunction with the LSU series. Several former players made their way back to Columbia to take part in the festivities, which included recognition of the 25th anniversary of the program's first Women's College World Series berth in 1983 in between games of Saturday's doubleheader. The 2009 Alumni Weekend is slated for May 2-3, when the Gamecocks square off against Kentucky.

