



History & Records



SOUTH CAROLINA BASEBALL

YEAR-BY-YEAR RECORDS

	Year	Coach	Record	Runs	Opp	Home	Away	Neutral
CAROLINA GAMECOCKS	1892	None	1-0-0	14	8	1-0-0	0-0-0	0-0-0
	1893	None	4-0-0	49	15	4-0-0	0-0-0	0-0-0
	1894	No Team						
	1895	None	0-1-0	4	7	0-1-0	0-0-0	0-0-0
	1896	(Mgr.) E.R. Wilson	3-4-0	63	68	2-3-0	1-1-0	0-0-0
	1897	(Mgr.) Lede Hagood	4-3-0	73	77	3-3-0	1-0-0	0-0-0
	1898	(Mgr.) W.C. Benet, Jr.	1-4-0	26	54	1-2-0	0-2-0	0-0-0
	1899	(Mgr.) J.C. Hughes	1-8-0	47	152	1-5-0	0-3-0	0-0-0
	1900	(Mgr.) A.H. Brooker	7-4-0	131	59	5-2-0	2-2-0	0-0-0
	1901	(Mgr.) J.D. Ardrey	6-3-0	96	65	4-2-0	1-1-0	1-0-0
STAFF	1902	(Mgr.) G.B. Timmerman	6-4-0	60	41	5-3-0	1-1-0	0-0-0
	1903	W. Augustus Lee	8-3-1	103	63	6-0-1	2-3-0	0-0-0
	1904	W. Augustus	3-3-0	39	51	2-2-0	1-0-0	0-1-0
	1905	L. William Earle	5-7-1	100	84	4-2-0	1-3-1	0-2-0
	1906	George Needham	1-7-0	30	82	1-2-0	0-3-0	0-2-0
	1907	Dicky James	11-6-0	92	59	9-1-0	2-3-0	0-2-0
	1908	Frank Lohr	10-3-1	68	56	8-0-0	2-3-1	0-0-0
	1909	R.C. (Dick) Reid	11-6-0	77	39	8-4-0	2-2-0	1-0-0
	1910	Bill Breitenstein	11-5-0	90	52	7-5-0	4-0-0	0-0-0
	1911	P.L. Wright	11-6-0	93	82	8-2-0	2-3-0	1-1-0
PLAYER PROFILES	1912	James G. Driver	11-11-0	138	101	9-3-0	2-7-0	0-1-0
	1913	James G. Driver	11-8-1	119	64	9-5-0	2-3-0	0-0-1
	1914	G.I. Guerrant	12-7-1	82	78	10-3-0	2-4-1	0-0-0
	1915	Syd Smith	6-11-0	80	109	5-6-0	1-5-0	0-0-0
	1916	Bill Clark	9-14-0	77	109	6-8-0	2-5-0	1-1-0
	1917	Dixon Foster	4-7-2	65	105	2-3-1	1-3-1	1-1-0
	1918	Dixon Foster	11-13-0	86	69	10-7-0	1-6-0	0-0-0
	1919	Dixon Foster	9-13-0	73	93	7-8-0	2-5-0	0-0-0
	1920	Dixon Foster	3-18-0	93	163	0-7-0	1-9-0	2-2-0
	1921	Bill Clark	3-12-1	63	117	2-6-0	0-5-1	1-1-0
OPPONENTS	1922	Bill Clark	8-7-1	95	85	5-0-0	3-6-1	1-1-0
	1923	Bill Clark	8-8-0	92	93	6-4-0	1-4-0	0-0-0
	1924	Bill Clark	10-8-0	74	98	5-4-0	4-4-0	1-0-0
	1925	Branch Bocock	4-9-0	65	98	3-5-0	1-4-0	0-0-0
	1926	Branch Bocock	6-4-0	53	34	3-1-0	3-2-0	0-1-0
	1927	Branch Bocock	7-8-0	86	91	6-2-0	1-6-0	0-0-0
	1928	Billy Laval	7-8-1	83	80	5-3-1	1-4-0	1-1-0
	1929	Billy Laval	8-4-0	100	66	5-1-0	2-3-0	1-0-0
	1930	Billy Laval	14-5	135	67	10-1-0	2-4-0	2-0-0
	1931	Billy Laval	15-3-0	184	59	8-1-0	7-2-0	0-0-0
SEASON IN REVIEW	1932	Billy Laval	16-7-0	184	95	9-3-0	6-4-0	1-0-0
	1933	Billy Laval	17-3-0	179	83	11-1-0	6-2-0	0-0-0
	1934	Billy Laval	12-3-0	129	43	6-3-0	6-0-0	0-0-0
	1935	Dutch Stamman	8-10-0	77	96	5-4-0	3-6-0	0-0-0
	1936	Dutch Stamman	5-9-1	70	108	2-4-1	3-5-0	0-0-0
	1937	Dutch Stamman	5-6-0	71	78	2-3-0	3-3-0	0-0-0
	1938	Catfish Smith	12-7-0	129	82	6-4-0	6-3-0	0-0-0
	1939	Catfish Smith	10-11-0	133	145	7-7-0	3-4-0	0-0-0
	1940	Ted Petoskey	8-9-0	112	115	5-5-0	3-2-0	0-2-0
	1941	Ted Petoskey	10-8-0	93	84	7-2-0	2-5-0	1-1-0
HISTORY & RECORDS	1942	Ted Petoskey	6-11-0	77	131	2-5-0	4-6-0	0-0-0
	1943	Kay Kirven	5-6-0	53	89	3-1-0	2-5-0	0-0-0
	1944	H.W. Klocker	4-4-0	53	60	2-2-0	2-2-0	0-0-0
	1945	Johnnie McMillan	8-4-0	84	41	5-2-0	3-2-0	0-0-0
	1946	Catfish Smith	10-13-0	131	161	7-6-0	3-6-0	0-1-0
	1947	Catfish Smith	8-17-0	180	190	5-9-0	3-7-0	0-1-0
	1948	Ted Petoskey	6-14-0	106	139	4-6-0	2-6-0	0-2-0
	1949	Ted Petoskey	15-6-0	146	107	10-1-0	5-5-0	0-0-0
	1950	Ted Petoskey	16-9-1	198	135	7-4-1	9-5-0	0-0-0
	1951	Ted Petoskey	6-15-0	106	169	2-9-0	4-5-0	0-1-0
	1952	Ted Petoskey	9-8-0	72	70	6-2-0	1-3-0	2-3-0
	1953	Ted Petoskey	8-11-0	103	131	6-4-0	2-6-0	0-1-0
	1954	Ted Petoskey	10-10-0	91	106	6-5-0	4-5-0	0-0-0
	1955	Ted Petoskey	10-10-0	122	122	5-7-0	5-3-0	0-0-0
	1956	Ted Petoskey	9-9-0	107	100	6-3-0	3-6-0	0-0-0
	1957	Joe Grugan	9-9-0	79	99	7-2-0	2-7-0	0-0-0

YEAR-BY-YEAR RECORDS

Year	Coach	Record	Runs	Opp	Home	Away	Neutral
1958	Joe Grugan	7-14-0	80	126	5-7-0	2-7-0	0-0-0
1959	Joe Grugan	12-12-0	110	94	10-6-0	2-6-0	0-0-0
1960	Joe Grugan	4-18-0	106	161	2-7-0	1-10-0	1-1-0
1961	Joe Grugan	3-15-0	68	122	3-5-0	0-10-0	0-0-0
1962	Joe Grugan	9-11-0	105	140	7-4-0	2-7-0	0-0-0
1963	Joe Grugan	7-14-0	87	136	6-6-0	1-8-0	0-0-0
1964	Bob Reising	15-12-0	126	99	7-4-0	6-8-0	2-0-0
1965	Bob Reising	16-12-0	107	114	12-7-0	4-5-0	0-0-0
1966	Dick Weldon	15-8-0	124	79	11-2-0	4-6-0	0-0-0
1967	Jack Powers	21-8-0	150	97	16-2-0	5-6-0	0-0-0
1968	Jack Powers	14-11-0	93	95	9-6-0	5-5-0	0-0-0
1969	Jack Powers	12-21-1	111	148	6-9-1	6-12-0	0-0-0
1970	Bobby Richardson	14-20-0	117	157	6-8-0	5-9-0	3-3-0
1971	Bobby Richardson	18-12-0	149	111	14-6-0	4-6-0	0-0-0
1972	Bobby Richardson	25-16-0	188	125	21-8-0	3-2-0	1-6-0
1973	Bobby Richardson	26-15-1	200	142	16-8-1	6-4-0	4-3-0
1974	Bobby Richardson	48-8-0	336	120	30-2-0	14-4-0	4-2-0
1975	Bobby Richardson	51-6-1	389	139	30-1-0	14-2-0	7-3-1
1976	Bobby Richardson	38-14-0	396	226	26-5-0	11-9-0	1-0-0
1977	June Raines	43-12-1	365	183	28-4-0	11-6-1	4-2-0
1978	June Raines	31-14-0	322	176	23-6-0	8-8-0	0-0-0
1979	June Raines	31-16-0	286	167	23-10-0	8-6-0	0-0-0
1980	June Raines	39-11-0	388	170	25-2-0	12-9-0	2-0-0
1981	June Raines	46-15-0	532	298	25-9-0	14-8-0	3-2-0
1982	June Raines	45-13-0	449	243	33-4-0	11-7-0	1-2-0
1983	June Raines	35-13-0	363	205	22-3-0	12-8-0	1-1-0
1984	June Raines	41-18-0	386	281	23-8-0	13-8-0	5-2-0
1985	June Raines	47-22-0	629	371	34-5-0	10-15-0	3-2-0
1986	June Raines	43-23-0	518	325	21-12-0	18-8-0	4-3-0
1987	June Raines	39-14-0	451	294	26-9-0	13-5-0	0-0-0
1988	June Raines	43-21-0	439	334	24-6-0	14-14-0	5-1-0
1989	June Raines	34-23-0	413	296	28-8-0	6-15-0	0-0-0
1990	June Raines	33-25-0	339	295	23-11-0	9-9-0	1-5-0
1991	June Raines	40-22-0	432	317	28-6-0	9-14-0	3-2-0
1992	June Raines	42-22-0	531	323	23-7-0	11-12-0	8-3-0
1993	June Raines	39-20-1	433	270	28-8-0	10-11-1	1-1-0
1994	June Raines	35-23-0	379	302	23-12-0	12-10-0	0-1-0
1995	June Raines	32-25-0	338	335	21-11-0	8-13-0	3-1-0
1996	June Raines	25-28-0	372	402	16-11-0	8-15-0	1-2-0
1997	Ray Tanner	33-24-0	605	425	24-12-0	8-11-0	1-1-0
1998	Ray Tanner	44-18-0	520	360	29-10-0	12-4-0	3-4-0
1999	Ray Tanner	35-23-0	404	313	26-9-0	7-10-0	2-4-0
2000	Ray Tanner	56-10-0	537	276	37-4-0	15-4-0	4-2-0
2001	Ray Tanner	49-20-0	484	273	31-6-0	10-11-0	8-3-0
2002	Ray Tanner	57-18-0	584	371	32-9-0	14-5-0	11-4-0
2003	Ray Tanner	45-22-0	437	268	29-7-0	9-10-0	7-5-0
2004	Ray Tanner	53-17-0	492	270	35-6-0	10-9-0	8-2-0
2005	Ray Tanner	41-23-0	404	274	26-7-0	11-13-0	4-3-0
2006	Ray Tanner	41-25-0	487	343	28-8-0	10-14-0	3-3-0
2007	Ray Tanner	46-20-0	520	304	27-6-0	13-12-0	6-2-0
Totals		2,130-1,331-17	22,864	16,893	1,404-659-7	583-59-8	143-113-2

CAROLINA GAMECOCKS

STAFF

PLAYER PROFILES

OPPONENTS

SEASON IN REVIEW

HISTORY & RECORDS

By The Decade

Decade	W-L-T	Pct.	Runs	Opp.	Home	Pct.	Away	Pct.	Neutral	Pct.
1890's	14-20-1	.446	276	371	12-14-0	.462	2-6-0	.250	0-0-0	—
1900's	68-46-3	.594	796	599	52-18-1	.739	14-21-2	.405	2-7-0	.222
1910's	95-95-4	.500	903	862	73-50-1	.593	19-41-2	.323	3-4-1	.438
1920's	64-86-3	.424	804	925	40-33-1	.547	17-47-2	.262	7-6-0	.538
1930's	114-64-1	.640	1291	856	66-31-1	.679	45-33-0	.577	3-0-0	1.000
1940's	80-92-0	.465	1035	1117	50-39-0	.562	29-46-0	.387	1-7-0	.125
1950's	96-107-1	.473	1068	1152	60-49-1	.550	34-53-0	.391	2-5-0	.286
1960's	116-130-1	.472	1077	1191	79-52-1	.602	34-77-0	.306	3-1-0	.750
1970's	325-133-3	.708	2748	1546	217-58-1	.788	84-56-1	.599	24-19-1	.557
1980's	412-173-0	.704	4568	2817	265-62-0	.810	123-97-0	.559	24-14-0	.632
1990's	358-230-1	.609	4353	3342	241-107-0	.693	94-109-1	.463	23-24-0	.489
2000's	388-155-0	.715	3946	2379	263-53-0	.832	92-78-0	.541	51-24-0	.680

COACHING RECORDS

CAROLINA GAMECOCKS


STAFF



JUNE RAINES
763-380-2; 20 years
1977-1996



RAY TANNER
500-220-0; 11 years
1997-Present



BOBBY RICHARDSON
220-91-2; 7 years
1970-76



TED PETOSKEY
113-120-1; 12 Years
1940-42; 1948-56



BILLY LAVAL
89-33-1; 7 years
1928-34

PLAYER PROFILES

OPPONENTS

SEASON IN REVIEW

HISTORY & RECORDS

The Coaching Record

No.	Coach	Years	Seas.	Home	Away	Neutral	Overall	Pct.	Runs	Opp.
1	June Raines	1977-96	20	501-148-0	217-201-2	45-31-0	763-380-2	.667	8365	5587
2	Ray Tanner	1997-Present	11	324-84-0	119-103-0	57-33-0	500-220-0	.694	5474	3277
3	Bobby Richardson	1970-76	7	143-38-1	57-36-0	20-17-1	220-91-2	.706	1775	1020
4	Ted Petoskey	1940-42 1948-56	12	66-53-1	44-57-0	3-10-0	113-120-1	.485	1333	1409
5	Billy Laval	1928-34	7	54-13-1	30-19-0	5-1-0	89-33-1	.728	994	493
6	Joe Grugan	1957-63	7	40-37-0	10-55-0	1-1-0	51-93-0	.354	635	878
7	Jack Powers	1967-69	3	31-17-1	16-23-0	0-0-0	47-40-1	.540	354	340
8	Catfish Smith	1938-39 1946-47	4	25-26-0	15-20-0	0-2-0	40-48-0	.455	573	578
9	Bill Clark	1916 1921-24	5	24-22-0	10-24-2	4-3-0	38-49-2	.438	401	502
10	Bob Reising	1964-65	2	19-11-0	10-13-0	2-0-0	31-24-0	.564	233	213
11	Dixon Foster	1917-20	4	19-25-1	5-23-1	3-3-0	27-51-2	.350	317	430
12	James G. Driver	1912-13	2	18-8-0	4-10-0	0-1-1	22-19-1	.536	257	165
13	Dutch Stamman	1935-37	3	9-11-1	9-14-0	0-0-0	18-25-1	.420	218	282
14	Branch Boccock	1925-27	3	12-8-0	5-12-0	0-1-0	17-21-0	.447	204	223
15	Dick Weldon	1966	1	11-2-0	4-6-0	0-0-0	15-8-0	.652	124	79
16	G.I. Guerrant	1914	1	10-3-0	2-4-1	0-0-0	12-7-1	.625	82	78
17	P.L. Wright	1911	1	8-2-0	2-3-0	1-1-0	11-6-0	.647	93	82
18	Dick Reid	1909	1	8-4-0	2-2-0	1-0-0	11-6-0	.647	77	39
19	Dicky James	1907	1	9-1-0	2-3-0	0-2-0	11-6-0	.647	92	59
20	Bill Breitenstein	1910	1	7-5-0	4-0-0	0-0-0	11-5-0	.688	90	52
21	W. Augustus Lee	1903-04	2	8-2-1	3-3-0	0-1-0	11-6-1	.639	142	114
22	Frank Lohr	1908	1	8-0-0	2-3-1	0-0-0	10-3-1	.750	68	56
23	Johnnie McMillan	1945	1	5-2-0	3-2-0	0-0-0	8-4-0	.667	84	41
24	Syd Smith	1915	1	5-6-0	1-5-0	0-0-0	6-11-0	.353	80	109
25	William Earle	1905	1	4-2-0	1-3-1	0-2-0	5-7-1	.423	100	84
26	Kay Kirven	1943	1	3-1-0	2-5-0	0-0-0	5-6-0	.455	53	89
27	H.W. Klocker	1944	1	2-2-0	2-2-0	0-0-0	4-4-0	.500	53	60
28	George Needham	1906	1	1-2-0	0-3-0	0-2-0	1-7-0	.125	30	8
	No Coach	1892-1902	10	30-24-0	2-5-0	1-2-0	33-31-0	.516	563	546
	Totals	115		1,404-559-7	583-659-8	143-113-2	2,130-1,331-17	.615	22,864	16,893

RECORD BOOK

TEAM

Games Played, Season
75 in 2002

Games Won, Season
57 in 2002 (57-10)

Games Lost, Season
28 in 1996 (25-28)

Games Tied, Season
2 in 1922 (8-6-2); 1917 (3-6-2)

Highest Winning Percentage, Season
.888 in 1975 (51-6-1)

Lowest Winning Percentage, Season
.000 in 1895 (0-1)

Lowest Winning Percentage, Season (Modern Era)
.167 in 1961 (3-15)

At Bats
Game: 65 vs. Clemson 4/13/94
Season: 2,428 in 1985 (69 games)

Opponents At Bats
Game: 63 by North Carolina 4/8/67
Season: 2,345 in 1985 (69 games)

Runs Scored
Game: 38 vs. Charleston Southern 2/14/04 (38-0); vs. Clemson 4/23/97 (38-16)
Season: 629 in 1985 (69 games)

Runs Scored Both Teams
Game: 54 vs. Clemson 4/23/97 (38-16)

Runs Allowed
Game: 33 vs. Lafayette in 1899 (2-33)
Game (Modern Era): 30 vs. Arkansas 3/30/97 (7-30)
Season: 425 in 1997 (57 games)

Times Struck Out
Game: 17 vs. Arkansas 5/24/07; vs. Vanderbilt 3/30/07; vs. Florida State 4/6/91
Season: 488 in 2001 (69 games)

Strikeouts by Pitching Staff
Game: 18 at Auburn 3/18/06 (six pitchers) vs. Clemson 3/6/04 (two pitchers); vs. The Citadel 2/19/03 (three pitchers); vs. Wofford 3/20/02 (seven pitchers); vs. Seton Hall 3/10/02 (four pitchers); vs. The Citadel 3/16/93 (two pitchers)
Season: 660 in 2004 (70 games)

Bases on Balls Received, Season
375 in 1985 (69 games)

Bases on Balls Allowed, Season
296 in 2002 (75 games)

Times Hit by Pitch
Game: 5 vs. UNC Charlotte 2/13/96; vs. Coll. of Charleston 2/10/96
Season: 72 in 2006 (66 games)

Hit Batters by Staff
Game: 4 vs. vs. Liberty 5/26/00; vs. Western Carolina 4/10/72; vs. Tennessee 4/28/95

Season: 51 in 2006 (66 games); 1995 (57 games)

Lowest Earned Run Average, Season
1.60 in 1974 (472 IP; Led Nation)

Highest Earned Run Average, Season
6.20 in 1997 (501 IP)

Innings Pitched, Season
676 in 2002 (75 games)

Shutouts Pitched, Season
14 in 1975 (58 games)

Consecutive Games Without Being Shutout
199 (5/25/74 to 4/15/78)

Complete Games by Staff, Season
29 in 1977 (56 games)

Saves, Season
25 in 2002 (75 games)

Wild Pitches by Staff, Season
73 in 1992 (64 games)

Wild Pitches by Opponents, Season
98 in 1992 (64 games)

Balks, Season
13 in 1992 (64 games)
13 in 1991 (61 games)

Balks by Opponents, Season
14 in 2002 (75 games); 1998 (62 games)

Passed Balls Allowed, Season
24 in 1999 (58 games)

Passed Balls by Opponents, Season
29 in 2002 (75 games)

Team Batting Average
Season: .341 in 1997 (57 games)

Hits
Inning: 11 vs. Charleston Southern 2/14/04 (2nd Inn. 3 1B, 4 2B, 4 HR)
Game: 35 vs. Charleston Southern 2/14/04 (15 1B, 11 2B, 2 3B, 7 HR)
Season: 868 in 2002 (75 games)

Singles
Game: 19 vs. Citadel 4/17/86; vs. Ga. Southern 2/27/97
Season: 550 in 2002 (75 games)

Doubles
Game: 11 vs. Charleston Southern 2/14/04
Season: 178 in 2002 (75 games)

Triples
Game: 5 vs. The Citadel 4/17/86
Season: 23 in 1931 (16 games)
Season (Modern Era): 21, 2000 (66 games)

Home Runs
Inning: 5 vs. Georgia 6/10/06;
Game: 9 vs. Cincinnati 3/21/85
Season: 144 in 1985 (69 games)

Runs Batted In
Inning: 12 vs. Charleston Southern 2/14/04 (2nd Inning)
Game: 37 vs. Charleston Southern 2/14/04
Season: 570 in 1985 (69 games)

Consecutive Home Runs
5 vs. Georgia 6/10/06
(2nd inning; Neil Giesler, Justin Smoak, Phil Disher, Andrew Crisp, Robbie Grinestaff) (ties NCAA record)

Consecutive Hits
8 vs. Mississippi 5/3/02 (3rd inning, HR, 1B, 1B, 1B, HR, 1B, HR)

Consecutive Baserunners
12 vs. Florida 5/16/92 (2B, BB, BB, HP, BB, BB, 1B, BB, 1B, BB, 1B, 1B)

Total Bases
Inning: 27 vs. Charleston Southern 2/14/04 (3 1B, 4 2B, 4 HR)
Game: 71 vs. Charleston Southern 2/14/04 (15 1B, 11 2B, 2 3B, 4 HR)
Season: 1,448 in 2002 (550 1B, 178 2B, 18 3B, 122 HR)

Hits Allowed
Game: 28 by Arkansas 3/30/97
Season: 686 in 2002 (75 games)

Singles Allowed
Game: 18 by Arkansas 3/30/97
Season: 503 in 1985 (69 games)

Doubles Allowed
Game: 7 vs. Wichita State 4/16/91;
7 vs. Mississippi 4/2/95
Season: 119 in 1996 (53 games)

Triples Allowed
Game: 2 by several opponents; most recent by Alabama 4/14/99
Season: 16 in 1976 (52 games)
16 in 1995 (57 games)

Home Runs Allowed
Inning: 4 by Miami 5/23/98
Game: 8 by Miami 5/23/98; Clemson 5/8/62
Season: 100 in 1998 (62 games)

Runs Batted In Allowed
Game: 30 by Arkansas 3/30/97
Season: 388 in 1997 (57 games)

Stolen Bases, Season
218 in 1976 (52 games)

Stolen Base Attempts, Season
249 in 1976 (52 games)

Times Caught Stealing, Season
36 in 1974 (56 games — 174 att.)

Opponents Caught Stealing Season
38 in 1994 (58 games — 92 att.)

Stolen Bases Allowed Season
74 in 1990 (58 games)

Opponents Stolen Base Attempts Season
101 in 1990 (58 games)

Highest Fielding Percentage Season
.978 in 2006 (66 games); 4th in nation

Errorless Games
32 in 2006 (66 games)

Consecutive Errorless Games
13 in 2006

Lowest Fielding Percentage Season
.943 in 1996 (53 games)

Putouts
Game: 51 vs. Clemson 4/13/94; vs. Georgia 4/30/68; vs. North Carolina 4/8/67
Season: 2,028 in 2002 (75 games)

Assists
Game: 30 vs. North Carolina 4/8/67 (17 innings)
9 Inning Game: 21 vs. The Citadel 4/18/87
Season: 775 in 1985 (69 games)

Errors
Game: 16 vs. Newberry 4/4/03
Game (Modern Era): 9 vs. Georgia Southern 4/6/74
Season: 124 in 1996 (53 games); in 1981 (61 games)

Errors by Opponents
Game: 24 by Newberry 3/30/00
Modern Era: 10 by N.C. State 5/11/62
Season: 125 in 1981 (61 games); 1997 (57 games)

Total Chances
Game: 81 vs. North Carolina 4/8/67 (51 PO, 30 A, 0 E)
9 Inning Game: 49 vs. The Citadel 4/18/78 (27 PO, 21 A, 1 E)
Season: 2,646 in 1985 (69 games) (1,768 PO, 775 A, 103 E)

Putouts by Opponents
Game: 50 by Georgia 4/30/68; by North Carolina 4/8/67; by Clemson 4/13/94
Season: 1,953 in 2002 (75 games)

Assists by Opponents
Game: 22 by Clemson 4/27/86 (12 innings)
9 Inning Game: 19 by Baptist 5/7/88
Season: 780 in 2002 (75 games)

Total Chances by Opponents
Game: 73 by Clemson 4/13/94 (50 PO, 21 A, 2 E)
9 Inning Game: 46 by Baptist 5/7/88 (27 PO, 19 A, 0 E)
Season: 2,846 in 2002 (75 games) (1,953 PO, 780 A, 113 E)

Double Plays
Season: 68 in 1985 (69 games)

Double Plays by Opponents
Season: 66 in 1986 (66 games)

Triple Plays
vs. Georgia 4/9/99
vs. New Orleans 4/12/87
vs. Wofford 4/13/37
vs. The Citadel 4/25/36

CAROLINA GAMECOCKS

STAFF

PLAYER PROFILES

OPPONENTS

SEASON IN REVIEW

HISTORY & RECORDS

81

CAROLINA GAMECOCKS

STAFF

PLAYER PROFILES

OPPONENTS

SEASON IN REVIEW

HISTORY & RECORDS

Triple Plays by Opponents

by West Virginia 5/27/82

Largest Victory Margin

38 vs. Charleston Southern (38-0)
2/14/04

Largest Defeat Margin

31 vs. Lafayette 4/1/1899 (2-33)
Modern Era: 23 vs. Arkansas 3/30/97
(7-30)

Consecutive Wins

22 (2/4/00 to 3/19/00)

Consecutive Wins to Open Season

22 in 2000 (2/4 to 3/19)

INDIVIDUAL

Games Played

Season: 75 Brian Buscher, Trey Dyson, Drew Meyer, Steve Thomas
Freshman: 66 Jusin Smoak, 2006; Michael Campbell, 2003
Career: 255 Michael Campbell 2003-06

Consecutive Games Started

Season: 75 Drew Meyer 2002
Career: 236 Mac White, 1992-94

Batting Average

Season: Fewer Than 100 AB: .440 Bill Harley 1931 (33-75)
More Than 100 AB:
.419 Ryan Bordenick 1997 (96-229)
Freshman: .379 Hank Small 1974 (53-140)

Career Batting Average

One Year: .385 by Adrian Adkins 1988 (87-226)
Two Years: .373 by Joe Biernat 1992-93 (140-370)
Three Years: .365 by Skeets Thomas 1988-90 (230-631)
Four Years: .357 by Ryan Bordenick 1995-98 (211-591)
Righthanded Batter: .365 by Skeets Thomas 1988-90
Lefthanded Batter: .373 by Joe Biernat 1992-93
Switch Hitter: .316 by Jeff Barns 1985-87

At Bats

Game: 9 Mark Gugino vs. Clemson 4/13/94
Season: 285 Jeff Barns 1985
Freshman: 256 Drew Meyer, 2000
Career: 950 Michael Campbell 2003-06 (255 games)

Hits

Game: 6 Nate Janowicz vs. Kentucky 4/23/00 (6 IB); Ryan Bordenick vs. Clemson 4/23/97 (3 1B, 2 2B, 1 HR); Mike Curry vs. Western Carolina 3/19/97 (5 1B, 1 HR); Bill Harley vs. Erskine 4/11/31(5 1B, 1 2B)
Season: 120 Drew Meyer (75 games)
Freshman: 82 Drew Meyer 2000 (65 games)
Career: 303 Mac White 1991-94 (236 games)
Righthanded Batter: 245 Hank Small 1972-75 (190 games)
Lefthanded Batter: 303 Mac White 1991-94 (236 games)
Switch Hitter: 265 Landon Powell 2001-04 (251 games)



D. T. Cromer was one of three brothers to star for the Gamecocks. D. T. played with the Cincinnati Reds from 2000-2001 and in Japan from 2002-03.

Consecutive Hits

9 by Tim Angiolini 1999 (4 Games);
by Skeets Thomas 1989 (2 games)

Runs Scored

Game: 6 Adam Everett vs. Clemson 4/23/97; Derick Urquhart vs. Clemson 4/23/97; Ryan Bordenick vs. Clemson 4/23/97; Randy Thompson vs. The Citadel 4/22/92; Joe McCarthy vs. Wofford 3/6/80
Season: 102 Mike Curry 1998 (62 games)
Freshman: 71 Drew Meyer 2000 (65 games)
Career: 223 Derick Urquhart 1995-98 (217 games)
Righthanded Batter: 174 Garrett Carter 1985-88
Lefthanded Batter: 223 Derick Urquhart 1995-98
Switch Hitter: 157 Jeff Barns 1985-87

Singles

Game: 6 Nate Janowicz vs. Kentucky 4/23/00
Freshman: 4 Drew Meyer vs. Tennessee 5/12/00; Brian Williams vs. Baptist 4/4/88
Season: 86 Drew Meyer 2002 (75 games)
Freshman: 61 Drew Meyer 2000 (65 games)
Career: 209 Drew Meyer 2000-02
Righthanded Batter: 165 Dave Willman 1989-92
Lefthanded Batter: 198 Mac White 1991-94 (236 games)
Switch Hitter: 143 Jeff Barns 1985-87

Doubles

Inning: 2 Trey McDaniel vs. Charleston Southern 2/14/04
Game: 3 Phil Disher vs. Georgia (5/19/07); Reese Havens at Mississippi State 3/23/07; Harley Lail vs. Brown 3/9/07; Justin Smoak at Furman 5/16/06; Bryan Triplett vs. Arkansas 3/28/04; Steve Thomas vs. Clemson 3/2/02; Landon


Powell vs. Charleston Southern 2/9/02; John McHenry vs. East Carolina, 2/11/00; Brian Roberts vs. Vanderbilt 3/26/99; Derick Urquhart vs. Clemson 4/23/97; Eric Stanton vs. Richmond 2/24/96; Mac White vs. LSU 3/28/93; Randy Thompson vs. The Citadel 4/2/92; Bobby Underwood vs. Southern Mississippi 3/27/88; Phil Lillo vs. Newberry 2/23/87; Greg Morhardt vs. Mercer 4/3/82; Paul Hollins vs. Virginia 3/16/81; Jamey Thaw vs. Erskine 3/11/81; John Gambrell vs. Clemson 4/21/72; Charley Williams vs. Clemson 5/8/62; Heber (Rock) Stroud vs. MSU 3/2/40
Season: 26 Steve Thomas 2002 (75 games)
Freshman: 22 Mike Curry 1996 (52 games)
Career: 67 Mac White 1991-94 (236 games)
Righthanded Batter: 43 Eric Stanton 1996-98; Jim Curl 1978-81
Lefthanded Batter: 67 Mac White 1991-94
Switch Hitter: 61 Landon Powell 2001-04

Triples

Game: 2 Lonnie Chisenhall vs. Western Kentucky 2/10/07; Steven Tolleson vs. Radford 2/18/05 Brian Buscher vs. Coastal Carolina 2/24/02; Adam Everett vs. Auburn 3/7/97; Rob DeBoer vs. Coastal Carolina 3/5/91; Dave Hollins vs. Francis Marion 2/25/87; Jeff Barns vs. The Citadel 4/17/86; Garrett Carter vs. Georgia Tech 3/2/86; Phillip Wilson vs. Clemson 5/8/82; John Marquardt vs. Tennessee 4/23/78; Jeff Grant vs. Clemson 5/8/76; Earl Dunham vs. Wofford 5/14/47; Bill Harley vs. Citadel 5/9/31
Freshman: 2 Rob DeBoer vs. Coastal Carolina 3/5/91; Phillip Wilson vs. Clemson 4/12/82
Season: 6 Brian Buscher, 2002



Drew Meyer holds single-season school records for games played (75), games started (75), hits (120) and singles (86). Meyer also tallied a school record 209 singles in his three-year career.



Mac White holds the school record for hits in a career with 303 from 1991-1994 in 236 games.

(75 games)
Freshman: 5 Phillip Wilson 1982 (52 games)
Career: 13 Michael Campbell (255 games) 2003-06
Righthanded Batter: 12 Bill Harley 1930-32
Lefthanded Batter: 13 Michael Campbell 2003-06
Switch Hitter: 6 Jeff Barns 1985-87

Home Runs
Inning: 2 Kevin Melillo vs. Charleston Southern 2/14/04; Mike Dezenzo vs. Charleston Southern 2/19/93
Game: 3 Landon Powell vs. Georgia 5/23/04; Michael Campbell vs. Wofford 3/23/04; Bryon Jeffcoat vs. Clemson 3/3/01; Mark Gugino vs. NC-Charlotte 3/11/94; Jeff Barns vs. Louisville 4/7/87; Charlie Aldrich vs. The Citadel 4/17/86; Jeff Morris vs. Virginia Tech 3/5/86; Rob Rinehart vs. Clemson 4/27/85; Dave Hollins vs. Cincinnati 3/21/85; Chris Boyle vs. Baptist 4/15/83
Season: 29 Yaron Peters 2002 (72 games)
Freshman: 17 Justin Smoak 2006 (66 games)
Career: 48 Hank Small 1972-75 (190 games)
Righthanded Batter: 48 Hank Small 1972-75
Lefthanded Batter: 45 Jeff Parnell 1990-93
Switch Hitter: 44 Landon Powell 2001-2004
Consecutive Games: 5 Trey Dyson 2000 vs. Davidson, vs. Clemson, vs. Kentucky, 3)

Runs Batted In
Game: 9 Ryan Bordenick vs. Clemson 4/23/97; Eric Stanton vs. West Virginia 3/2/97; Randy Thompson vs. The Citadel 4/2/92; Wes Westbrook vs. Georgia Southern 4/7/79

Season: 95 Yaron Peters 2002 (72 games)
Freshman: 63 Justin Smoak 2006 (66 games)
Career: 198 Mac White 1991-94 (236 games); Chris Boyle 1981-84 (208 games)
Righthanded Batter: 198 Chris Boyle 1981-84
Lefthanded Batter: 198 Mac White 1991-94
Switch Hitter: 193 Landon Powell 2001-04

Total Bases
Game: 14 Jeff Barns vs. Louisville 4/7/87 (2B, 3 HR); Charlie Aldrich vs. The Citadel 4/17/86 (2 IB, 3 HR)
Season: 215 Yaron Peters 2002 (72 games - 46 1B, 19 2B, 1 3B, 23 HR)
Freshman: 143 Justin Smoak 2006 (39 1B; 18 2B; 0 3B; 17 HR)
Career: 472 Mac White 1991-94 (236 games — 198 1B, 67 2B, 12 3B, 26 HR)
Righthanded Batter: 433 Hank Small 1972-75
Lefthanded Batter: 472 Mac White 1991-94
Switch Hitter: 460 Landon Powell 2001-04

Slugging Percentage
Season: .767 John Marquardt 1978 (TB 135, AB 176)
Freshman: .586 Justin Smoak 2006 (TB 143, AB 244)

Career Slugging Percentage
Two Years: .698 Jerry Shepherd 1991-92 (TB 264, AB 378)
Three Years: .637 Charlie Aldrich 1985-87 (TB 367; AB 576)
Four Years: .626 Hank Small 1972-75 (TB 433; AB 692)

Sacrifice Hits
Game: 4 Tommy King vs. Arkansas 3/28/04 (ties NCAA record)
Season: 14 Davy Gregg (2004)
Freshman: 7 Kevin Melillo 2002 (58 games)
Career: 26 Davy Gregg 2003-05 (146 games)

Sacrifice Flies
Game: 2, many players; most recent Andrew Crisp vs. Charlotte 6/4/07; Lonnie Chisenhall vs. Western Kentucky 2/10/07
Freshman: 2 Lonnie Chisenhall vs. Western Kentucky 2/10/07
Season: 8 Jim Curl 1981 (61 games); Jim Pankovits 1974 (56 games)
Freshman: 8 Jim Pankovits 1974 (56 games)
Career: 17 Jim Curl 1978-81 (173 games)

Times Hit by Pitch
Game: 3 Rob Streicher vs. Mississippi 3/16/96; Brandon Walters vs. UNC Charlotte 2/13/96; Adrian Adkins vs. Ohio State 3/20/88; Ricky Lee vs. Furman 3/5/81
Season: 21 Brandon Walters 1996 (52 games)
Freshman: 11 Mac White 1991 (60 games)
Career: 34 Garris Gonce 2001-02 Michael Campbell 2003-06 (255 games)

Stolen Bases
Game: 5 several players; most recent Mike Curry vs. Mississippi 4/3/98


Season: 67 Brian Roberts 1999 (58 games, 79 attempts)
Freshman: 20 Mike Curry 1996 (52 games, 25 attempts)
Career: 122 Mike Curry 1996-98 (167, 139 att)
 Mark Van Bever 1975-77 (162 games, 142 attempts)

Times Caught Stealing
Season: 14 Drew Meyer 2002 (53 attempts)
Freshman: 7 Mac White 1991 (60 games, 23 attempts)
Career: 24 Drew Meyer 2000-02 (209 games, 96 attempts)

Opponents Caught Stealing
Game: 4 Dave Willman vs. Florida State 4/22/90
Season: 23 Landon Powell 2003
Career: 55 Landon Powell 2001-04 (251 games); Dave Willman 1989-92 (182 games)

Bases on Balls
Game: 4 several players; most recent Robbie Grinestaff vs. William & Mary 3/7/06
Season: 71 Joe McCarthy 1981 (59 games)
Freshman: 43 Drew Meyer 2000 (65 games)
Career: 149 Jeff Parnell 1990-91-92-93 (223 games)
Righthanded Batter: 123 John Sullivan 1981-82-83-84
Lefthanded Batter: 149 Jeff Parnell 1990-91-92-93
Switch Hitter: 114 Dave Hollins 1985-86-87

Intentional Bases on Balls
Game: 3 Jeff Parnell vs. Arkansas 4/3/93
Season: 6 Jeff Parnell 1992 (62 games)



Michael Campbell (2003-04-05-06) holds several career records at Carolina including the all-time games played record. Campbell played in 255 career games with the Gamecocks and finished his career with 299 hits, four short of the school record set by Mac White (1990-91-92-93)

CAROLINA GAMECOCKS

STAFF

PLAYER PROFILES

OPPONENTS

SEASON IN REVIEW

HISTORY & RECORDS

Strikeouts

Game: 4 many players; most recent
Cheyne Hurst at Tennessee 5/11/07
Reese Havens at Alabama 4/28/07
Season: 85 Brendan Winn 2004
(70 games)
Freshman: 60 Eric Stanton (51 games)
Career: 252 Jeff Parnell 1990-93
(223 games)
Righthanded Batter: 195 Craig Dour
1994-97
Lefthanded Batter: 252 Jeff Parnell
1990-93
Switch Hitter: 171 Landon Powell 2001-04

Consecutive Games Batting Safely

Season: 25 Greg Keatley 1976
Freshman: 19 Hank Small 1972

PITCHING

Innings Pitched

Game: 15 Billy Reitmeier vs. North
Carolina 4/8/67 (No Decision)
Season: 149 Jim Lewis 1977
(20 appearances)
Freshman: 95 Kip Bouknight 1998
(21 appearances)
Career: 482.0 Kip Bouknight
1998-01 (81 appearances)
Righthanded: 482.0 Kip Bouknight
1998-01 (81 appearances)
Lefthanded: 361 1/3 Jason Haynie
1993-96 (68 appearances)

Appearances

Season: 37 Chad Blackwell 2004
(37 relief); Blake Taylor 2002
(4 starts, 33 relief)
Freshman: 25 Arik Hempy, 2004
(4 starts, 21 relief)
Career: 88 Rob Mosser (1 start,
87 relief)

Righthanded: 88 Rob Mosser 1990-93
Lefthanded: 70 Will Lewis 1988-91

Starts

Season: 19 Aaron Rawl 2004; Matt
Campbell 2004; Gary Bell 2002;
Kip Bouknight, 2000; Brian
Rountree 1988; Mike Cook 1985
Freshman: 14 Mike Cisco 2006; Mike
Cook 1983
Career: 66 Kip Bouknight, 1998-01
Righthanded: 66 Kip Bouknight,
1998-01
Lefthanded: 61 Jason Haynie 1993-96

Relief Appearances


Season: 37 Chad Blackwell 2004
Freshman: 21 Arik Hempy, 2004
Clint Sawyer 1985
Career: 86 Rob Mosser 1990-93
Righthanded: 86 Rob Mosser 1990-93
Lefthanded: 58 Will Lewis 1988-91

Shutouts

Season: 4 Earl Bass 1975 (18 starts); Earl
Bass 1974 (15 starts); Greg Ward 1973
(10 starts); Alan Hilliard 1973 (10
starts)
Freshman: 2 Earl Bass 1972 (9 starts)
Career: 10 Earl Bass 1972-75 (44 starts)
Righthanded: 10 Earl Bass 1972-75
Lefthanded: 5 Tim Lewis 1973-76; Bobby
Bryant 1965-67; Alan Hilliard
1970-73

Decisions

Season: 18 David Marchbanks 2003
(15-3); Kip Bouknight 2000 (17-1);
Mike Cook 1985 (16-2); Earl Bass
1975 (17-1)
Freshman: 14 Kip Bouknight 1998
(11-3)
Career: 57 Kip Bouknight 1998-01
(45-12)
Righthanded: Kip Bouknight 1998-01



Kip Bouknight holds nine USC pitching records, including the most wins in a season. Bouknight was the 2000 Golden Spikes winner after hurling a 17-1 record, winning four National Player of the Year Awards.

(45-12)
Lefthanded: 42 Tim Lewis 1973-76 (36-6)

Wins

Season: 17 Kip Bouknight 2000 (17-1);
Earl Bass 1975 (17-1)
Freshman: 11 Kip Bouknight 1998
(11-3)
Career: 45 Kip Bouknight 1998-01
(45-12)
Righthanded: 45 Kip Bouknight
1998-01
Lefthanded: 36 Tim Lewis 1973-76

Losses

Season: 7 Brian Rountree 1989 (6-7);
Bill Camp 1951 (2-7)
Freshman: 5 Mike Cisco 2006 (7-5)
Rich Pratt 1990 (3-5)
Career: 18 Jason Haynie 1993-96
(27-18)
Righthanded: 15 Aaron Rawl 2002-05;
Heyward Tunstall 1952-55
Lefthanded: 18 Jason Haynie 1993-96
(27-18)

Saves

Season: 21 Blake Taylor 2002 (33
relief appearances)
Freshman: 5 Clint Sawyer 1985
(22 appearances)
Career: 30 Rob Mosser 1990-93
(86 appearances)
Righthanded: 30 Rob Mosser 1990-93
Lefthanded: 10 Jeff Twitty 1978-79

Won-Loss Percentage

Season: 1.000 Randy Martz 1977
(14-0); others with fewer wins
Freshman: 1.000 Dave Menhart 1986;
Peter Bauer 1998, (7-0);
others with fewer wins

Career Won-Loss Percentage

One Year: 1.000 Randy Martz 1977
(14-0)
Two Years: 1.000 Ray Lavigne 1974-75
(13-0)
Three Years: .795 David Marchbanks
2001-03 (31-8)
Four Years: .918 Earl Bass 1972-75
(34-3)

Strikeouts

Game: 17 Alan Hilliard vs. The Citadel
4/25/72; George Beam vs.
N.C. State 3/4/72
Freshman: 15 Brian Williams vs.
Georgia Tech 5/9/88
Season: 168 Mike Cook, 1985 (141 IP);
Earl Bass 1975 (148 IP)
Freshman: 86 Kip Bouknight 95 IP
Jason Haynie 1993 (77 1/3 IP)
Career: 457 Kip Bouknight, 1998-01
(482 innings)
Righthander: 457 Kip Bouknight,
1998-01 (482 innings)
Lefthander: 332 Tim Lewis 1973-76

Bases on Balls

Season: 66 Jared Baker 1991 (122 2/3 IP)
Freshman: 46 Jason Haynie 1993
(77 1/3 IP)
Career: 182 Kip Bouknight 1998-01
(482 innings pitched)
Righthander: 182 Kip Bouknight
1998-01 (482 IP)
Lefthander: 171 Jason Haynie 1993-96
(361 1/3 IP)

Strikeouts Per Nine Innings

Season: 11.91 Brian Williams 1988
(58 SO, 42 1/3 IP)



Blake Taylor holds the record for saves with 21 in the 2002 season.



Earl Bass had four shutouts in 1975, posting a 17-1 record.

Freshman: 11.91 Brian Williams 1988
(58 SO, 42 1/3 IP)
Career: 11.7 Lee Gronkiewicz 1999-01
(108 IP)

Fewest BB Per Nine Innings

Season: 1.03 Loveard McMichael
1964 (9 BB, 78 1/3 IP)
Freshman: 1.17 Greg Ward 1972
(6 BB, 78 1/3 IP)
Career: 1.55 Loveard McMichael
1964-66 (36 BB, 209 IP; NCAA
Record)

Earned Run Average

Season (min 2 decisions): 0.49
Les Evans 1964 (18 1/3 IP, 1 ER, 1-1)
Season (min 40 IP): 0.76 Jeff Twitty
1979 (47 2/3 IP, 3 ER, 5-2 — 2nd in
NCAA)
Freshman: 1.50 Earl Bass 1972
(65 2/3 IP, 11 ER, 5-1)
Career: 1.34 Earl Bass 1972-75
(328 1/3 IP, 49 ER, 34-3)

Hit Batters

Game: 4 Kip Bouknight vs. Liberty
5/26/00; George Beam vs. Western
Carolina 4/10/72
Freshman: 2 Will Atwood vs. Tennessee
5/14/06; Mike Cisco vs. Auburn
3/18/06; Jamie Poston
vs. Clemson 4/23/97; Jared Baker vs.
Campbell 2/17/90
Season: 14 J.J. Pearsall 1995 (104 IP)
Freshman: 7 David Brooks 1996
(18 1/3 IP)
Career: 30 George Beam 1970-73
(160 2/3 IP)

Wild Pitches

Season: 18 Gary Bell 2002 (110 IP)
(64 2/3 IP)
Freshman: 14 Wally Maynard 1992
(47 2/3 IP)
Career: 31 Brent Moore 1994-97
(143.1 IP)

Balks

Game: 3 Tony Spires vs. Clemson 3/31/89;
Larry Price vs. Georgia Tech 3/12/83
Season: 10 Rich Pratt 1992 (85 2/3 IP)
Freshman: 2 Mike Cisco 2006
(88 2/3 IP) Clint Sawyer 1985
(38 2/3 IP)
Career: 16 Rich Pratt 1990-93 (345 IP)

Runners Picked Off

Season: 12 Scott Pace 1994 (106 1/3 IP)
Freshman: 3 Rich Pratt 1990 (56 1/3 IP)
Career: 23 Rich Pratt 1990-93 (345 IP)

Consecutive Strikeouts

Game: 7 George Beam vs. N.C. State
3/4/72
Freshman: 5 Matt Threehouse vs.
Western Carolina 2/26/89

No Hit Games

Ray Lavigne vs. George Mason 3/26/75 (8-0)
Tim Lewis vs. Old Dominion 3/25/75 (10-0)
Billy Reilmeier vs. Georgia 3/27/67 (5-0)
Frank Sherer vs. Presbyterian 5/3/49 (6-0)
Grayson Wolfe vs. Presbyterian 5/3/32 (22-1)
Milton Adams vs. Guilford 4/3/14 (1-0)

No Hit Games by Opponents

Brad Myers, Northwestern 2/24/90 (4-0)
Herb Busch, Virginia 5/10/57 (5-0)
Billy Odell, Clemson 5/4/54

**INDIVIDUAL
FIELDING
BY POSITION**

Pitcher

Season: 1.000; Kip Bouknight, 2001
(16 PO, 25 A); others with fewer
chances
Career: 1.000 Loveard McMichael
1964-65-66 (5 PO, 78 A);
others with fewer chances

Catcher

Season: 1.000 Drew Choate 1972
(275 PO, 29 A)
Career: .9924 Johnny Long 1977-78
(733 PO, 60 A, 6 E); .99239
Landon Powell 2001-04 (1768 PO,
190 A, 15 E); .9919 Mark Nelson
1985-88 (792 PO, 69 A, 7 E);
.99154 Dave Willman 1989-92
(1,278 PO, 129 A, 12E); .9915
Greg Keatley 1975-76 (769 PO,
48 A, 7 E)

First Baseman

Season: 1.000 Steve Pearce 2004
(460 PO, 22 A, 0 E, 50 games)
Career: .997 Steve Pearce
2004-05 (795 PO, 61 A, 3 E);

Second Baseman

Season: .987 Jeff Grantz 1974
(104 PO, 122 A, 3 E)
Career: .981 Jeff Grantz 1973-76
(178 PO, 239 A, 8E)

Third Baseman


Season: .965 Neil Giesler 2006
(47 PO, 91 A, 5 E)
Career: .963 Neil Giesler 2005-06
(70 PO, 137 A, 8 E, 100 games)

Shortstop

Season: .9713 Greg Jonson
1979 (100 PO, 171 A, 8 E); .9705
Jeff Grantz 1976 (48 PO, 84 A, 4E)
Career: .969 Jeff Grantz 1973-76
(121 PO, 194 A, 10 E)

Outfielder

Season: 1.000 Marcus McBeth 2000
(148 PO, 5 A); others with fewer chances
Career (Min. 100 chances): 1.000
Randy Rodgers 1978-79 (117 PO, 5A)



Mike Curry set a school record with 122 stolen bases in his career.

CAROLINA GAMECOCKS

STAFF

PLAYER PROFILES

OPPONENTS

SEASON IN REVIEW

HISTORY & RECORDS

CAROLINA GAMECOCKS


STAFF

PLAYER PROFILES

OPPONENTS

SEASON IN REVIEW

HISTORY & RECORDS



Ray Lavigne tossed USC's last no hitter in 1975 - an 8-0 win over George Mason on March 26.

PUTOUTS

Catcher

Game: 19 Drew Choate vs. N.C. State 3/4/72
Season: 609 Landon Powell 2004 (70 games)
Career: 1,768 Landon Powell 2001-04 (242 games)

Pitcher

Game: 7 Kip Bouknight vs. Delaware State 2/16/01
Season: 16 Kip Bouknight, 2001 (23 games)
Career: 30 Kip Bouknight, 1998-01 (81 games)

First Baseman

Game: 19 Eric Stanton vs. Vanderbilt 4/21/96; Ray Baksh vs. Florida 5/8/94
Season: 589 Tripp Kelly 2000 (65 games)
Career: 1,565 Jim Curl 1978-81 (173 games)

Second Baseman

Game: 13 Wallie Jones vs. North Carolina 4/8/67
Season: 135 Bryon Jeffcoat, 2001 (67 games)
Career: 312 Stacy Stokes 1991-94 (201 games)

Third Baseman

Game: 4 several players; most recent Randy Stegall vs. Kentucky 5/13/94
Season: 61 Brian Buscher 2003 (67 games)
Career: 150 Jim Pankovits 1974-76 (135 games)

Shortstop

Game: 6 Drew Meyer, vs. Louisiana State, 4/8/01; Randy Thompson vs. Georgia Tech 4/23/91
Season: 116 Drew Meyer 2002 (75 games)
Career: 337 Greg Jonson 1977-80 (198 games)

Outfielder

Game: 9 Jon Coutlangus vs. Florida (3/23/02)
Season: 168 Marcus McBeth, 2001 (69 games)
Career: 494 Mac White 1991-94 (236 games)

ASSISTS

Catcher

Game: 5 Brian Hucks vs. Florida 5/5/96
Season: 65 Landon Powell 2004 (70 games)
Career: 190 Landon Powell 2001-04 (242 games)

Pitcher

Game: 6 Rich Pratt vs. Newberry 2/17/91; Randy Martz vs. Liberty Baptist 3/11/77
Season: 30 Randy Martz 1977 (16 games)
Career: 71 Greg Ward 1972-75 (54 games)

First Baseman

Game: 7 Trey Dyson vs. Delaware State, 2/16/01
Season: 65 Joe Datin 1985 (69 games)
Career: 120 Jeff Parnell 1990-93 (208 games)

Second Baseman

Game: 9 Kevin Melillo vs. LSU 4/5/03

Season: 198 Bryon Jeffcoat 2001 (67 games)
Career: 381 Mark Taylor 1985-89 (172 games)

Third Baseman

Game: 9 John Marquardt vs. Georgia Southern 4/11/78
Season: 141 Brian Buscher 2003 (67 games)
Career: 372 John Sullivan 1981-84 (183 games)

Shortstop

Game: 11 Ryan Szejebka vs. Florida 5/18/94
Season: 218 Adam Everett 1998 (62 games)
Career: 644 Greg Jonson 1977-80 (198 games)

Outfielder

Game: 2 many players, most recent Davy Gregg vs. Ole Miss 5/15/05; Brendan Winn vs. Auburn 5/1/05
Season: 10 Paul Hollins 1981 (57 games)
Career: 22 Michael Campbell 2003-06 (255 games)

ERRORS

Pitcher

Game: 2, many players; most recent Zac McCamie vs. Michigan 6/2/05
Season: 6 Randy Martz 1977 (16 games); Bobby Bryant 1966 (10 games)
Career: 11 Bobby Bryant 1965-67 (46 games)

Catcher

Game: 4 Chris Boyle vs. Georgia Southwestern 3/23/81
Season: 12 Chris Boyle 1982 (35 games)
Career: 28 Chris Boyle 1981-84

First Baseman

Game: 2 several players; most recent Ray Baksh vs. Kentucky 5/13/94
Season: 14 Jeff Parnell 1991 (62 games)
Career: 38 Jeff Parnell 1990-93 (208 games)

Second Baseman

Game: 3 several players; most recent Jamey Thaw vs. Ohio State 3/28/81
Season: 28 Jamey Thaw 1981 (55 games)
Career: 45 Jamey Thaw 1980-83 (135 games)

Third Baseman

Game: 4 Kenny Welch vs. Georgia Tech 3/27/89; John Marquardt vs. Coastal Carolina 3/2/78
Season: 24 Dave Hollins 1986 (65 games)
Career: 58 Dave Hollins 1985-87 (164 games)

Shortstop

Game: 4 Brandon Walters vs. Coll. of Charleston 2/10/96; Craig Dour vs. Georgia 4/17/94; Jeff Barns vs. Newberry 2/23/86
Season: 29 Joe Biernat 1993 (60 games)
Career: 56 Drew Meyer 2000-02 (209 games)

Outfielder

Game: 3 John Gambrell vs. Georgia Southern 4/6/74
Season: 9 John Gambrell 1974 (56 games)
Career: 17 John Gambrell 1971-74 (164 games)

Most Passed Balls

Season: 20 Marcos Rios 1999 (49 games)
Game: 3 Landon Powell vs. Virginia Commonwealth 2/9/01; Marcos Rios vs. Duke 5/11/99
Career: 35 Dave Willman 1989-92



Landon Powell holds several school records including season and career putouts and assists for a catcher in a Carolina uniform.

ANNUAL BATTING CHAMPIONS

Year		H	AB	Avg
2007	James Darnell	79	239	.331
2006	Michael Campbell	76	209	.364
2005	Steve Pearce	82	229	.358
2004	Steve Pearce	92	266	.346
2003	Brian Buscher	106	270	.393
2002	Yaron Peters	106	281	.377
2001	Michael Floyd	70	200	.350
2000	Nate Janowicz	92	271	.339
1999	Adam Poe	79	206	.383
1998	Mike Curry	102	260	.400
1997	Ryan Bordenick	96	229	.419
1996	Mike Curry	66	191	.346
1995	Mark Mapes	70	204	.343
1994	Mac White	84	229	.367
1993	Joe Biernat	94	233	.403
1992	Dave Wilman	75	199	.377
1991	Jerry Shepherd	74	193	.383
1990	Skeets Thomas	82	214	.383
1989	Skeets Thomas	76	204	.373
1988	Adrian Adkins	87	226	.385
1987	Charlie Aldrich	83	213	.390
1986	Joe Datin	63	173	.364
1985	Rob Rinehart	94	241	.390
1984	Jim St. Laurent	56	156	.359
1983	Jim St. Laurent	67	178	.376
1982	Larry Hernandez	62	180	.344
1981	Rob Lowery	82	203	.404
1980	Greg Jonson	65	177	.367
1979	Etienne Farquharson	57	172	.331
1978	John Marquardt	67	176	.381
1977	Mookie Wilson	66	185	.357
1976	Greg Keatley	73	183	.399
1975	Hank Small	78	200	.390
1974	Hank Small	68	189	.360
1973	John Gambrell	46	141	.326
1972	Hank Small	53	140	.379
1971	Butch Anderson	37	112	.330
1970	Butch Anderson	35	113	.310
1969	Don Stanley	37	128	.289
1968	Billy Cash	24	75	.320
1967	Dan Scarpa	29	79	.367
1966	Mike Fair	29	94	.309
1965	Dan Scarpa	31	90	.344
1964	Hoke Greiner	37	109	.339
1963	Dick Moseley	28	80	.350
1962	Jack McCathern	32	80	.400

SINGLE-SEASON BESTS

Batting

Games Played

75	Brian Buscher	2002
75	Trey Dyson	2002
75	Drew Meyer	2002
75	Steve Thomas	2002
74	Justin Harris	2002
74	Landon Powell	2002
73	Garris Gonce	2002
72	Yaron Peters	2002
70	Michael Campbell	2004
70	Steve Pearce	2004
70	Landon Powell	2004
70	Bryan Triplett	2004
70	Brendan Winn	2004

At Bats

334	Drew Meyer	2002
302	Justin Harris	2002
296	Steve Thomas	2002
294	Brian Buscher	2002
285	Jeff Barns	1985
284	Trey Dyson	2002
281	Yaron Peters	2002
279	Garris Gonce	2002
279	Marcus McBeth	2001
276	Justin Harris	2003

Runs Scored

102	Mike Curry	1998
87	Drew Meyer	2002
82	Adam Everett	1997
81	Yaron Peters	2002
81	Ryan Bordenick	1997
81	Derick Urquhart	1997
79	Brian Roberts	1999
79	Derick Urquhart	1998
77	Mike Curry	1997
76	Joe Datin	1985

Hits

120	Drew Meyer	2002
106	Brian Buscher	2003
106	Yaron Peters	2002
105	Steve Thomas	2002
104	Mike Curry	1998
100	Adam Everett	1998
100	Jeff Barns	1985
98	Justin Harris	2003
96	Ryan Bordenick	1997
95	Brian Buscher	2002

Singles

86	Drew Meyer	2002
79	Justin Harris	2003
75	Neil Giesler	2006
72	Jeff Barns	1985
71	Joe Biernat	1993
70	Brian Buscher	2003
68	Mike Curry	1998
66	Garry Hancock	1975
65	Steve Thomas	2002
65	Adrian Adkins	1988

Doubles

26	Steve Thomas	2002
24	Dave Smyth	1986
23	Landon Powell	2003
23	Drew Meyer	2002
22	Bryan Triplett	2004
22	Yaron Peters	2002
22	Brandon Pack	2000
22	Mike Curry	1996
21	Marcus McBeth	2001
21	Brian Roberts	1999
21	Adam Everett	1998
21	Derick Urquhart	1997
21	Rob Rinehart	1985


Triples

6	Brian Buscher	2002
5	Michael Campbell	2005
5	Drew Meyer	2002
5	Nate Janowicz	2000
5	Brennan Dees	2000
5	Mike Curry	1998
5	Mike Curry	1997
5	Adam Everett	1997
5	Garrett Carter	1986
5	Phillip Wilson	1982
5	John Marquardt	1978
5	Jim Pankovits	1975
5	John Sykes	1950
5	Bill Harley	1931

Home Runs

29	Yaron Peters	2002
23	Joe Datin	1985
22	Justin Smoak	2007
22	Tripp Kelly	2000
21	Steve Pearce	2005
21	Steve Pearce	2004
21	Tim Whittaker	2001
20	Derick Urquhart	1998
19	James Darnell	2007
19	Landon Powell	2004
19	Brendan Winn	2004
19	Ryan Bordenick	1998
19	Jeff Morris	1986
19	Dave Hollins	1986
19	Hank Small	1975


Since 1962 Six Gamecocks Have Hit .400 or Better On The Season



Jack McCathern
1962 - .400



Rob Lowery
1981 - .404




Paul Hollins
1981 - .400



Joe Biernat
1993 - .403



Ryan Bordenick
1997 - .419



Mike Curry
1998 - .400



Matt Campbell started 19 games in 2004 and struck out 145 batters.

Runs Batted In

95	Yaron Peters	2002
88	Joe Datin	1985
87	Ryan Bordenick	1997
77	Derick Urquhart	1998
76	Ryan Bordenick	1998
75	Jeff Morris	1986
75	Jim Curl	1981
74	Tim Whittaker	2001
74	Brandon Pack	2000
73	Tripp Kelly	2000

Total Bases

245	Yaron Peters	2002
179	Joe Datin	1985
177	Mike Curry	1998
174	Brian Buscher	2003
173	Steve Pearce	2004
172	Steve Thomas	2002
171	Drew Meyer	2002
168	Adam Everett	1998
168	Derick Urquhart	1998
165	Landon Powell	2004
165	Jeff Morris	1986

Strikeouts

85	Brendan Winn	2004
80	Jeff Parnell	1993
78	Brendan Winn	2005
76	Craig Dour	1995
70	Phil Disher	2007
73	Eric Stanton	1998
67	Tripp Kelly	2000
66	Rob DeBoer	1994
65	Garrett Carter	1988
64	Jeff Parnell	1991

Bases on Balls

71	Joe McCarthy	1981
65	Jeff Parnell	1992
65	Joe Datin	1985
55	Mark Gugino	1993
55	Larry Hernandez	1982
54	Justin Smoak	2007
54	Ryan Bordenick	1998
53	Stacy Stokes	1994
51	James Darnell	2007
50	Brian Roberts	1999

Batting Average (Min 100 AB)

.419	Ry. Bordenick	1997	(96-229)
.404	Rob Lowery	1981	(82-203)
.403	Joe Biernat	1993	(94-233)
.400	Mike Curry	1998	(102-260)
.400	Paul Hollins	1981	(88-220)
.400	Jack McCathern	1962	(N/A)
.399	Greg Keatley	1976	(73-183)
.393	Brian Buscher	2003	(106-270)
.390	Rob Rinehart	1985	(94-241)
.390	Hank Small	1975	(78-200)
.385	Adrian Adkins	1988	(87-226)
.385	Charlie Aldrich	1987	(82-213)

Stolen Bases

67	Brian Roberts	1999
60	Mike Curry	1998
56	Mark Van Bever	1976
51	Joe McCarthy	1981
46	Mark Van Bever	1977
42	Mike Curry	1997
41	Mark Gugino	1993
39	Drew Meyer	2002
36	Joe McCarthy	1980
36	Etienne Farquharson	1979

Slugging Percentage

.767	John Marquardt	1978	(135-176)
.765	Yaron Peters	2002	(215-281)
.750	Hank Small	1975	(150-200)
.715	Jerry Shepherd	1991	(138-193)
.714	Paul Hollins	1981	(157-220)
.703	Steve Pearce	2005	(161-229)
.699	Joe Datin	1985	(179-256)
.695	Rob Lowery	1981	(141-203)
.688	Charlie Aldrich	1985	(110-160)
.686	Ry. Bordenick	1997	(157-229)

PITCHING

Game Appearances

37	Chad Blackwell	2004
37	Blake Taylor	2002
36	Lee Gronkiewicz	2001
36	Craig Ross	1994
32	Scott Barber	2000
31	Curtis Johnson	2007
31	Clint Sawyer	1986
29	Patrick Sexton	1998
29	Rob Mosser	1993
28	Brent Marsh	2005
28	Jason Pomar	1998
28	Jamie Poston	1998
28	Rob Mosser	1992
28	Jeff Twitty	1979

Games Started

19	Matt Campbell	2004
19	Aaron Rawl	2004
19	David Marchbanks	2003
19	Gary Bell	2002
19	Kip Bouknight	2000
19	Brian Rountree	1988
19	Mike Cook	1985
18	Aaron Rawl	2005
18	David Marchbanks	2002
18	Gary Bell	2001
18	Kip Bouknight	2001
18	Peter Bauer	2000
18	Scott Pace	1994
18	Jared Baker	1992
18	Earl Bass	1975

Complete Games

13	Jim Lewis	1977
10	Dennis Lubert	1981
10	Randy Martz	1977
9	Tim Lewis	1976
9	Earl Bass	1975
9	Larry Erbaugh	1972
8	Mike Cook	1985
8	Earl Bass	1974
8	Greg Ward	1974

Innings Pitched

149.0	Jim Lewis	1977
148.0	Earl Bass	1975
144.0	Kip Bouknight	2000
141.0	Mike Cook	1985
135.1	David Marchbanks	2003
131.2	Randy Martz	1977
124.1	Peter Bauer	2000
124.0	Matt Campbell	2004
124.0	Kip Bouknight	2001
123.2	Brian Rountree	1988
122.2	Jared Baker	1991

Undefeated Records (Min. 5 wins)

14-0	Randy Martz	1977
11-0	Tim Lewis	1975
8-0	Ray Lavigne	1975
7-0	Harris Honeycutt	2006
7-0	Zac McCamie	2004
7-0	Chris Spigner	2002
7-0	Peter Bauer	1998
7-0	Dave Menhart	1986
7-0	Mike Werner	1983
7-0	Grady Faircloth	1950
6-0	Matt Threehouse	1989
6-0	Rex Peroso	1984
6-0	Ronnie Evans	1967
5-0	Conor Lalor	2003
5-0	Mark Calvert	1980
5-0	Allen Johnson	1974
5-0	Ray Lavigne	1974

Games Won (Min. 10)

17	Kip Bouknight	2000	17-1
17	Earl Bass	1975	17-1
16	Mike Cook	1985	16-2
15	David Marchbanks	2003	15-3
14	Randy Martz	1977	14-0
14	Greg Ward	1975	14-3
13	Aaron Rawl	2004	13-4
13	Peter Bauer	2000	13-2
12	Dennis Lubert	1981	12-2
12	Earl Bass	1974	12-1
11	Kip Bouknight	1998	11-3
11	Rich Pratt	1993	11-3
11	Matt Threehouse	1992	11-4
11	Jared Baker	1991	11-4
11	Joe Kucharski	1982	11-3
11	Tim Lewis	1975	11-0
11	Tim Lewis	1974	11-2
10	Gary Bell	2002	10-3
10	Kip Bouknight	2001	10-4
10	Gary Bell	2001	10-5
10	Joe Cardwell	1988	10-3
10	Rodney Richey	1987	10-2
10	Gary Parmenter	1983	10-1
10	Don Gordon	1982	10-3
10	Bret Baynam	1981	10-1
10	Bill Landrum	1980	10-2
10	Tim Lewis	1976	10-3
10	Greg Ward	1974	10-4

Games Lost

7	Bill Camp	1951	2-7
6	Aaron Rawl	2005	9-6
6	Matt Campbell	2004	10-6
6	Brett Jodie	1998	6-6
6	Jason Haynie	1996	7-6
6	Jim Stoops	1995	4-6
6	Jason Haynie	1994	8-6
6	Jared Baker	1992	5-6
6	Rich Pratt	1991	4-6
6	Charlie Young	1989	3-6
6	Larry Price	1985	3-6
6	Jim Lewis	1977	11-6

Shutouts

4	Earl Bass	1975
4	Earl Bass	1974
4	Allen Hilliard	1973
4	Greg Ward	1973
3	Don Gordon	1981
3	Jim Lewis	1977
3	Jim Lewis	1976
3	Bobby Bryant	1965
3	Loveard McMichael	1963
2	<i>Fifteen pitchers</i>	

Strikeouts (100 or more)

168	Mike Cook	1985
168	Earl Bass	1975
151	Jared Baker	1991
145	Jim Lewis	1977
145	Matt Campbell	2004
143	Kip Bouknight	2000
129	Earl Bass	1974
125	Brian Williams	1990
125	Brian Rountree	1988
124	Kip Bouknight	1999
116	J.J. Pearsall	1995
116	Greg Ward	1974
114	Jared Baker	1992
113	Brett Jodie	1998
113	Tim Lewis	1976
108	Zac McCamie	2005
106	Randy Martz	1977
105	Harris Honeycutt	2007
105	Billy Buckner	2004
104	Kip Bouknight	2001
102	Matt Threehouse	1992
102	Greg Ward	1975
101	Rich Pratt	1993
100	Scott Barber	2000
100	Bobby Bryant	1967

Bases on Balls

66	Jared Baker	1991
64	Jared Baker	1992
60	Mike Cook	1985
57	Chris Spigner	2001
56	Jason Haynie	1994
55	J.J. Pearsall	1995
55	Brian Williams	1990
53	Kip Bouknight	2001
50	Scott Pace	1994
49	Kip Bouknight	1999
49	Joe Cardwell	1988
49	Tim Lewis	1976

Decisions

18	David Marchbanks	2003	15-3
18	Kip Bouknight	2000	17-1
18	Mike Cook	1985	16-2
18	Earl Bass	1975	17-1
17	Aaron Rawl	2004	13-4
17	Jim Lewis	1977	11-6
17	Greg Ward	1975	14-3
16	Matt Campbell	2004	10-6
15	Aaron Rawl	2005	9-6
15	Gary Bell	2001	10-5
15	Peter Bauer	2000	13-2
15	Matt Threehouse	1992	11-4
15	Jared Baker	1991	11-4

Saves

21	Blake Taylor	2002
20	Chad Blackwell	2004
19	Lee Gronkiewicz	2001
15	Scott Barber	2000
12	Brian Beatson	1990
12	Brian Beatson	1988
11	Brent Marsh	2005
11	Rob Mosser	1993
11	Rob Mosser	1992
10	Jeff Twitty	1979
9	Jason Pomar	1998
9	Craig Ross	1994

Earned Run Average (Min. 45 IP)

0.76	Jeff Twitty	1979	(3, 47.2)
1.10	Earl Bass	1974	(13, 106)
1.15	Ray Lavigne	1974	(6, 47)
1.30	Greg Ward	1974	(15, 103.2)
1.35	Allen Johnson	1974	(11, 73.1)
1.35	Earl Bass	1975	(23, 148)
1.46	Larry Erbaugh	1972	(15, 92.1)
1.50	Earl Bass	1972	(11, 65.2)
1.53	George Beam	1970	(8, 46.2)
1.57	John Jones	1963	(8, 46)



Yaron Peters hit a school record 29 home runs for the Gamecocks in the 2002 season. He also holds the single-season school record for RBI with 95.

CAREER LEADERS

BATTING

Games Played

255	Michael Campbell	2003-04-05-06
251	Landon Powell	2001-02-03-04
236	Mac White	1991-92-93-94
223	Jeff Parnell	1990-91-92-93
221	Trey Dyson	1999-00-01-02
217	Derick Urquhart	1995-96-97-98
209	Drew Meyer	2000-01-02
209	Garrett Carter	1985-86-87-88
208	Chris Boyle	1981-82-83-84
204	Ryan Szejwibka	1993-94-95-96-97
202	Dave Willman	1998-90-91-92
201	Stacy Stokes	1991-92-93-94
201	Burke Cromer	1989-90-91-92

At Bats

950	Michael Campbell	2003-04-05-06
903	Mac White	1991-92-93-94
866	Landon Powell	2001-02-03-04
864	Drew Meyer	2000-01-02
799	Derick Urquhart	1995-96-97-98
766	Chris Boyle	1981-82-83-84
750	Jeff Parnell	1990-91-92-93
734	Greg Jonson	1977-78-79-80
718	Jeff Barns	1985-86-87
696	Dave Willman	1989-90-91-92

Runs Scored

223	Derick Urquhart	1995-96-97-98
215	Mike Curry	1996-97-98
212	Drew Meyer	2000-01-02
209	Mac White	1991-92-93-94
182	Jeff Parnell	1990-91-92-93
181	Michael Campbell	2003-04-05-06
176	Landon Powell	2001-02-03-04
174	Garrett Carter	1985-86-87-88
166	Ryan Bordenick	1995-96-97-98
166	Jim Curl	1978-79-80-81

Hits (200 or more)

303	Mac White	1991-92-93-94
299	Michael Campbell	2003-04-05-06
285	Drew Meyer	2000-01-02
265	Landon Powell	2001-02-03-04
265	Derick Urquhart	1995-96-97-98
250	Mike Curry	1996-97-98
245	Hank Small	1972-73-74-75
231	Dave Willman	1989-90-91-92
230	Skeets Thomas	1988-89-90
227	Jeff Barns	1985-86-87
225	Jeff Parnell	1990-91-92-93
224	Chris Boyle	1981-82-83-84
211	Ryan Bordenick	1995-96-97-98
210	Garrett Carter	1985-86-87-88
209	Burke Cromer	1989-90-91-92
207	Jim Curl	1978-79-80-81
206	Greg Johnson	1977-78-79-80
203	Greg Morhardt	1982-83-84
201	Brian Buscher	2002-03

Singles

209	Drew Meyer	2000-01-02
201	Michael Campbell	2003-04-05-06
198	Mac White	1991-92-93-94
172	Greg Jonson	1977-78-79-80
176	Derick Urquhart	1995-96-97-98
165	Dave Willman	1989-90-91-92
162	Mike Curry	1996-97-98
159	Landon Powell	2001-02-03-04
156	Skeets Thomas	1988-89-90
156	Hank Small	1972-73-74-75

Doubles

67	Mac White	1991-92-93-94
61	Landon Powell	2001-02-03-04
54	Michael Campbell	2003-04-05-06
53	Greg Morhardt	1982-83-84
51	Mike Curry	1996-97-98
51	Derick Urquhart	1995-96-97-98
48	Jeff Barns	1985-86-87
47	Jeff Parnell	1990-91-92-93
45	Paul Hollins	1978-79-80-81
43	Drew Meyer	2000-01-02
43	Eric Stanton	1996-97-98
43	Jim Curl	1978-79-80-81

Triples

13	Michael Campbell	2003-04-05-06
12	Mac White	1991-92-93-94
12	Bill Harley	1930-31-32
11	Mike Curry	1996-97-98
9	Drew Meyer	2000-01-02
9	Adam Everett	1997-98
9	Chuck McLean	1975-76-77-78
8	Brian Buscher	2002-03
8	Nate Janowicz	1999-00
8	Paul Hollins	1978-79-80-81

Home Runs (30 or more)

48	Hank Small	1972-73-74-75
47	Garrett Carter	1985-86-87-88
45	Jeff Parnell	1990-91-92-93
44	Landon Powell	2001-02-03-04
43	Chris Boyle	1981-82-83-84
42	Steve Pearce	2004-05
41	Tripp Kelly	1998-99-00-01
41	Charlie Aldrich	1985-86-87
39	Justin Smoak	2006-07
38	Eric Stanton	1996-97-98
36	Derick Urquhart	1995-96-97-98
34	Ryan Bordenick	1995-96-97-98
33	Jim Curl	1978-79-80-81
33	Trey Dyson	1999-00-01-02
32	Joe Datin	1985-86
31	Michael Campbell	2003-04-05-06
31	Brendan Winn	2004-05
31	Yaron Peters	2001-02
31	Jerry Shepherd	1991-92
31	Dave Hollins	1985-86-87
30	Jeff Barns	1985-86-87



Trey Dyson



Nate Janowicz



Zac McCamie



Rob Mosser

CAROLINA GAMECOCKS

STAFF

PLAYER PROFILES

OPPONENTS

SEASON IN REVIEW

HISTORY & RECORDS

SOUTH CAROLINA BASEBALL

CAROLINA GAMECOCKS

Runs Batted In

198	Mac White	1991-92-93-94
198	Chris Boyle	1981-82-83-84
193	Landon Powell	2001-02-03-04
184	Hank Small	1972-73-74-75
182	Jeff Parnell	1990-91-92-93
180	Derick Urquhart	1995-96-97-98
180	Ryan Bordenick	1995-96-97-98
175	Michael Campbell	2003-04-05-06
168	Garrett Carter	1985-86-87-88
168	Charlie Aldrich	1985-86-87

Total Bases

472	Michael Campbell	2003-04-05-06
472	Mac White	1991-92-93-94
468	Landon Powell	2001-02-03-04
438	Derick Urquhart	1995-96-97-98
433	Hank Small	1972-73-74-75
415	Jeff Parnell	1990-91-92-93
401	Mike Curry	1996-97-98
398	Garrett Carter	1985-86-87-88
387	Chris Boyle	1981-82-83-84
377	Jeff Barns	1985-86-87
367	Charlie Aldrich	1985-86-87

Strikeouts

252	Jeff Parnell	1990-91-92-93
196	Eric Stanton	1996-97-98-
195	Craig Dour	1994-95-96-97
185	Garrett Carter	1985-86-87-88
171	Landon Powell	2001-02-03-04
163	Brendan Winn	2004-05
161	Tripp Kelly	1998-99-00-01
158	Rob DeBoer	1991-92-93-94
148	Drew Meyer	2000-01-02
140	Michael Campbell	2003-04-05-06
137	Mark Gugino	1992-93-94

Bases on Balls

149	Jeff Parnell	1990-91-92-93
137	Landon Powell	2001-02-03-04
130	Stacy Stokes	1991-92-93-94
126	Derick Urquhart	1995-96-97-98
125	Mac White	1991-92-93-94
123	John Sullivan	1981-82-83-84
122	Mark Gugino	1992-93-94
120	Paul Hollins	1978-79-80-81
118	Ryan Bordenick	1995-96-97-98
115	Mike Curry	1996-97-98-

Stolen Bases

122	Mike Curry	1996-97-98-
122	Mark Van Bever	1975-76-77
89	John Gambrell	1971-72-73-74
87	Joe McCarthy	1980-81
83	Jeff Grantz	1973-74-75-76
78	Mark Gugino	1992-93-94
77	Robby Vollmer	1979-80-81-82
72	Drew Meyer	2000-01-02
69	Mac White	1991-92-93-94
67	Brian Roberts	1999

Batting Average (Min. 100 hits)

.373	Joe Biernat	1992-93
	(138-370)	
.368	Jim St. Laurent	1983-84
	(123-334)	
.365	Jerry Shepherd	1991-92
	(138-378)	
.365	Skeets Thomas	1988-89-90
	(230-631)	
.365	Rod Carraway	1980-81
	(159-436)	
.357	Ry. Bordenick	1995-96-97-98
	(211-591)	
.357	Yaron Peters	2001-02
	(110-308)	
.357	Rob Rinehart	1980-81
	(158-442)	
.356	Brian Buscher	2002-2003
	(201-564)	
.354	Hank Small	1972-73-74-75
	(246-692)	
.352	Steve Pearce	2004-05
	(174-495)	

Slugging Percentage

.734	Yaron Peters	2001-02
	(226-308)	
.698	Jerry Shepherd	1991-92
	(264-378)	
.675	Steve Pearce	2004-05
	(334-495)	
.669	John Marquardt	1978-79
	(222-332)	
.664	Joe Datin	1985-86
	(285-429)	
.637	Charlie Aldrich	1985-86-87
	(367-576)	

STAFF

PLAYER PROFILES

OPPONENTS

SEASON IN REVIEW

HISTORY & RECORDS



Jerry Shepherd holds the school record for career slugging percentage from 1991-92 at .698.

.626	Hank Small	1972-73-74-75
	(433-692)	
.622	Jeff Morris	1985-86
	(240-386)	
.609	Ry. Bordenick	1995-96-97-98
	(360-591)	
.608	Brian Buscher	2002-03
	(343-564)	

PITCHING

Game Appearances

88	Rob Mosser	1990-91-92-93
87	Aaron Rawl	2002-03-04-05
87	Jason Pomar	1996-97-98-99
86	Jamie Poston	1997-98-99-00
81	Kip Bouknight	1998-99-00-01
79	Brian Beatson	1987-88-89-90
74	Rich Pratt	1990-91-92-93
74	Wally Maynard	1992-93-94-95
74	Craig Ross	1993-94-95
70	Scott Barber	1998-99-00
70	Will Lewis	1988-89-90-91

Games Started

66	Kip Bouknight	1998-99-00-01
61	Jason Haynie	1993-94-95-96
58	Rich Pratt	1990-91-92-93
55	Matt Threehouse	1989-90-91-92-93
50	Dennis Lubert	1979-80-81-82
49	Tim Lewis	1973-74-75-76
47	David Marchbanks	2001-02-03
47	Mike Cook	1983-84-85
45	Greg Ward	1972-73-74-75
44	Earl Bass	1972-73-74-75

Complete Games

25	Greg Ward	1972-73-74-75
22	Tim Lewis	1973-74-75-76
22	Earl Bass	1972-73-74-75
19	Jim Lewis	1976-77
18	Dennis Lubert	1979-80-81-82
14	Don Gordon	1980-81-82
14	Bobby Bryant	1965-66-67
13	Kip Bouknight	1998-99-00-01
13	Larry Erbaugh	1970-71-72
12	Alan Hilliard	1970-71-72-73

Innings Pitched

482.0	Kip Bouknight	1998-99-00-01
370.0	Aaron Rawl	2002-03-04-05
361.1	Jason Haynie	1993-94-95-96
350.2	Matt Threehouse	1989-90-91-92-93
345.0	Rich Pratt	1990-91-92-93
340.1	Dennis Lubert	1979-80-81-82
340.1	Greg Ward	1972-73-74-75
333.0	Tim Lewis	1973-74-75-76
328.2	Earl Bass	1972-73-74-75
313.2	Mike Cook	1983-84-85

Strikeouts (300 or more)


457	Kip Bouknight	1998-01
392	Earl Bass	1972-75
345	Matt Threehouse	1989-93
332	Tim Lewis	1973-76
323	Greg Ward	1972-75
315	Aaron Rawl	2002-05
313	Mike Cook	1983-85
312	Jason Haynie	1993-96
306	Jared Baker	1990-92
301	Rich Pratt	1990-93

Bases on Balls

182	Kip Bouknight	1998-01
174	Matt Threehouse	1989-93
171	Jason Haynie	1993-96
154	Tim Lewis	1973-76
153	Jared Baker	1990-92
142	Chris Spigner	1999-02
140	Mike Cook	1983-85
139	Bobby Bryant	1965-67
124	Rich Pratt	1990-93
123	Brent Moore	1994-97

Games Won (20 or more)

45	Kip Bouknight	1998-01
	(45-12)	
36	Tim Lewis	1973-76
	(36-6)	
35	Aaron Rawl	2002-05
	(35-15)	
34	Earl Bass	1972-75
	(34-3)	
34	Greg Ward	1972-75



Hank Small hit a school record 48 home runs during his career from 1972-75.

	(34-13)	
31	David Marchbanks (31-8)	2001-03
31	Matt Threehouse (31-14)	1989-93
31	Dennis Lubert (31-9)	1979-82
30	Mike Cook (30-8)	1983-85
27	Jason Haynie (27-18)	1993-96
26	Rich Pratt (26-16)	1990-93
25	Peter Bauer (25-5)	1998-00
24	Bret Baynham (24-4)	1978-81
21	Joe Kucharski (21-7)	1980-82
20	Matt Campbell (20-12)	2002-04
20	Gary Bell (20-8)	2001-02
20	Mark Calvert (20-7)	1980-83

Games Lost

18	Jason Haynie (27-18)	1993-96
16	Rich Pratt (26-16)	1990-93
15	Jason Pomar (17-15)	1996-99
	Aaron Rawl (35-15)	2002-05
	Heyward Tunstall (9-15)	1952-55
14	Matt Threehouse (31-14)	1989-93
14	Jim Stoops (13-14)	1992-95
13	Brett Jodie (15-13)	1996-98
13	Greg Ward (34-13)	1972-75
13	John Coleman (10-13)	1963-65
12	Matt Campbell (20-12)	2002-04
12	Kip Bouknight (45-12)	1998-01
12	Brian Rountree (13-12)	1988-89
12	Casey Reed (15-12)	1983-86
12	Bill Camp (7-12)	1950-51

Games Saved

30	Rob Mosser	1990-93
28	Brian Beatson	1987-90
22	Blake Taylor	2001-02
22	Lee Gronkiewicz	1999-01
20	Chad Blackwell	2004
19	Jason Pomar	1996-99
18	Scott Barber	1998-00
15	Bobby Kish	1979-81
15	Craig Ross	1993-95
11	Brent Marsh	2005

Shutouts

10	Earl Bass	1972-75
7	Greg Ward	1972-75
6	Jim Lewis	1976-77
5	Kip Bouknight	1998-01
5	Don Gordon	1980-82
5	Tim Lewis	1973-76
5	Alan Hilliard	1970-73

5	Bobby Bryant	1965-67
4	Dennis Lubert	1979-82
4	Ray Lavigne	1974-75

Decisions

57	Kip Bouknight (45-12)	1998-01
50	Aaron Rawl (35-15)	2002-05
47	Greg Ward (34-13)	1972-75
45	Jason Haynie (27-18)	1993-96
45	Matt Threehouse (31-14)	1989-93
42	Rich Pratt (26-16)	1990-93
42	Tim Lewis (36-6)	1973-76
40	Dennis Lubert (31-9)	1979-82
39	David Marchbanks (31-8)	2001-03
38	Mike Cook (30-8)	1983-85
37	Earl Bass (34-3)	1972-75
34	Matt Campbell (20-12)	2002-04
32	Jason Pomar (17-15)	1996-99
30	Jim Lewis (19-11)	1976-77



Chad Blackwell earned All-America honors in 2004 after leading the nation in saves with 20 to help lead the Gamecocks to the College World Series.



David Marchbanks was named SEC Pitcher of the Year in 2003 earning a 15-3 record with a team-high 135.1 innings pitched.



Aaron Rawl made 87 appearances in a Gamecock uniform from the 2002-05 seasons. Rawl won 35 games in his four-year career, third highest in school history.

CAROLINA GAMECOCKS

STAFF

PLAYER PROFILES

OPPONENTS

SEASON IN REVIEW

HISTORY & RECORDS

ANNUAL LEADERS

CAROLINA GAMECOCKS

STAFF

PLAYER PROFILES

OPPONENTS

SEASON IN REVIEW

HISTORY & RECORDS



Mike Curry



Steve Thomas



Brian Buscher

Runs Scored

Year		No.
2007	Justin Smoak	64
2006	Justin Smoak	61
2005	Michael Campbell	56
2004	Landon Powell	66
2003	Kevin Melillo	59
2002	Drew Meyer	87
2001	Marcus McBeth	58
2000	Drew Meyer	71
1999	Brian Roberts	79
1998	Mike Curry	102
1997	Adam Everett	82
1996	Etienne Hightower	48
1995	Mike Dezenzo	43
1994	Mark Gugino	66
1993	Mark Gugino	56
1992	Jeff Parnell	68
1991	Jeff Parnell	58
1990	Mike McGee	48
1989	Mike McGee	49
1988	Garrett Carter	65
1987	Dave Smyth	53
	Garrett Carter	53
1986	Jeff Morris	64
	Dave Smyth	64
1985	Joe Datin	76
1984	Greg Morhardt	59
1983	Jim St. Laurent	49
1982	Phillip Wilson	60
1981	Jim Curl	71
1980	Jim Curl	50
1979	Etienne Farquharson	37
1978	John Marquardt	44
1977	Mark Van Bever	60
1976	Jeff Grantz	56
1975	Hank Small	50
1974	Hank Small	51
	Jeff Grantz	51
1973	Hank Small	34
1972	John Gambrell	27
1971	Butch Anderson	25
1970	Butch Anderson	22
1969	Wallie Jones	17
1968	Wallie Jones	15
1967	Toy McCord	20
1966	Bob Mauro	16
1965	Joe Tonelli	21
1964	Hoke Greiner	23
1963	Jack McCathern	12
1962	Hoke Greiner	21

Doubles

Year		No.
2007	Trent Kline	19
2006	Justin Smoak	18
2005	Michael Campbell	16
	Steve Pearce	16
2004	Bryan Triplett	22
2003	Landon Powell	23
2002	Steve Thomas	26
2001	Marcus McBeth	21
2000	Brandon Pack	22
1999	Brian Roberts	21
1998	Adam Everett	21
1997	Derick Urquhart	21
1996	Mike Curry	22
1995	Randy Stegall	19
1994	Mark Gugino	15
	Mac White	15
1993	Joe Biernat	16
	Mac White	16
1992	Dave Willman	19
1991	Mac White	19
1990	Skeets Thomas	14
1989	Skeets Thomas	16
1988	Brian Williams	19
1987	Dave Smyth	18
1986	Dave Smyth	24
1985	Rob Rinehart	21
1984	Kent Anderson	20
1983	Greg Morhardt	16
1982	Greg Morhardt	20
1981	Rob Lowery	20
1980	Rod Carraway	17
1979	Paul Hollins	11
1978	Chuck McLean	15
1977	Mark Van Bever	14
1976	Steve King	14
1975	Jim Pankovits	18
1974	John Gambrell	15
1973	Steve King	8
1972	John Gambrell	12
1971	Pete Carpenter	8
1970	Buddy Caldwell	5
1969	Buddy Caldwell	9
1968	Wallie Jones	6
	Buddy Caldwell	6
1967	Frank Partyka	10
1966	Dan Scarpa	6
1965	Joe Tonelli	7
1964	Dan Reeves	5
1963	Dick Moseley	3
	Jack McCathern	3
1962	Charley Williams	5

Triples

Year		No.
2007	James Darnell	2
	Travis Jones	2
	Harley Lail	2
2006	Trent Kline	4
2005	Michael Campbell	5
2004	Brendan Winn	3
2003	Michael Campbell	3
2002	Brian Buscher	6
2001	Garris Gonce	2
	Drew Meyer	2
2000	Nate Janowicz	5
	Brennan Dees	5
1999	Adam Poe	3
	Nate Janowicz	3
1998	Mike Curry	5
1997	Mike Curry	5
	Adam Everett	5
1996	Mike Curry	1
	Derick Urquhart	1
	Etienne Hightower	1
	Brandon Walters	1
1995	Ryan Szejwika	2
1994	Rob DeBoer	4
	Mac White	4
1993	Mac White	4
1992	D.T. Cromer	4
1991	Mac White	3
1990	Brian Williams	3
1989	Brian Williams	2
	Skeets Thomas	2
1988	Skeets Thomas	2
	Garrett Carter	2
	Brian Williams	2
1987	Dave Smyth	3
1986	Garrett Carter	5
1985	Rob Rinehart	2
	Jeff Barns	2
	Charlie Aldrich	2
1984	Rob Rinehart	4
1983	Larry Hernandez	2
1982	Phillip Wilson	5
1981	Paul Hollins	4
1980	Etienne Farquharson	4
1979	Wes Westbrook	3
1978	John Marquardt	5
1977	Mookie Wilson	3
1976	Steve Cook	4
1975	Jim Pankovits	5
1974	Eddie Ford	3
1973	Frank Matusek	2
1972	Eddie Ford	2
1971	Bruce Pudlock	2
1970	Gary Lance	2
1969	Don Stanley	2
	Buddy Caldwell	2
	Billy Cash	2
	Gary Lance	2
1968	Wallie Jones	1
	Toy McCord	1
1967	Frank Partyka	4
1966	Bill LaMotte	2
1965	Bill LaMotte	3
1964	Jack McCathern	3
1963	Dick Moseley	1
	Hoke Greiner	1
	Jack McCathern	1
	Tom Traynham	1
	Jerry Johnson	1
	Charley Williams	1
1962	Charley Williams	2
	Jim Lanford	2

ANNUAL LEADERS

Home Runs

Year		No.
2007	Justin Smoak	22
2006	Robbie Grinestaff	17
	Justin Smoak	17
2005	Steve Pearce	21
2004	Steve Pearce	21
2003	Brian Buscher	15
2002	Yaron Peters	29
2001	Tim Whittaker	21
2000	Tripp Kelly	22
1999	Brian Roberts	12
1998	Derick Urquhart	20
1997	Rob Streicher	16
1996	Brian Hucks	12
1995	Craig Dour	9
	Mark Mapes	9
1994	Mac White	8
1993	Jeff Parnell	10
1992	Jeff Parnell	18
1991	Jeff Parnell	15
1990	Skeets Thomas	11
1989	Derrick Mack	10
1988	Garrett Carter	18
1987	Garrett Carter	15
1986	Jeff Morris	19
	Dave Hollins	10
1985	Joe Datin	23
1984	Greg Morhardt	17
1983	Chris Boyle	16
1982	Chris Boyle	12
1981	Jim Curl	17
1980	Jim Curl	12
1979	John Marquardt	10
1978	John Marquardt	16
1977	Johnny Hinkel	15
1976	Greg Keatley	12
	Steve King	12
	Jim Pankovits	12
1975	Hank Small	19
1974	Hank Small	17
1973	Hank Small	8
1972	Bruce Pudlock	6
1971	Buddy Caldwell	11
1970	Buddy Caldwell	5
1969	Butch Anderson	4
	Buddy Caldwell	4
1968	Billy Cash	2
	Buddy Caldwell	2
1967	Billy Cash	2
	Bob Mauro	2
	Toy McCord	2
1966	Frank Partyka	2
	Bob Mauro	2
	Scott Townsend	2
1965	Ronnie Lamb	2
	Bill LaMotte	2
1964	Jack McCathern	2
	Dick Moseley	2
1963	Jim Lanford	1
	Charley Williams	1
	Dave Corley	1
1962	Jim Lanford	1
	Bobby Robinson	1
	Charley Williams	1
	Eddie Grasso	1

Runs Batted In

Year		No.
2007	Justin Smoak	72
2006	Justin Smoak	63
2005	Steve Pearce	63
2004	Steve Pearce	70
2003	Brian Buscher	66
2002	Yaron Peters	95
2001	Tim Whittaker	74
2000	Brandon Pack	74
1999	Tim Angiolini	62
1998	Derick Urquhart	77
1997	Ryan Bordenick	87
1996	Mark Mapes	53
1995	Mark Mapes	49
1994	Mac White	63
1993	Mac White	59
1992	Jeff Parnell	58
1991	Jeff Parnell	63
1990	Skeets Thomas	59
1989	Skeets Thomas	51
1988	Garrett Carter	60
1987	Charlie Aldrich	65
1986	Jeff Morris	75
1985	Joe Datin	88
1984	Greg Morhardt	57
1983	Chris Boyle	54
1982	Chris Boyle	59
1981	Jim Curl	75
1980	Jim Curl	47
1979	John Marquardt	38
1978	John Marquardt	61
1977	Don Repsher	57
1976	Steve King	53
1975	Hank Small	66
1974	Hank Small	65
1973	Hank Small	32
1972	Bruce Pudlock	27
1971	Buddy Caldwell	23
1970	Butch Anderson	18
1969	Butch Anderson	14
	Ronnie Fulmer	14
1968	Billy Cash	14
1967	Frank Partyka	17
1966	Dan Scarpa	13
1965	Dan Scarpa	16
1964	Jack McCathern	20
1963	Dick Moseley	11
1962	Charley Williams	19

Stolen Bases

Year		No.
2007	Travis Jones	13
2006	Michael Campbell	5
	Cheyne Hurst	5
2005	Steven Tolleson	20
2004	Davy Gregg	14
2003	Jon Coutlangus	14
2002	Drew Meyer	39
2001	Drew Meyer	20
2000	Nate Janowicz	23
1999	Brian Roberts	67
1998	Mike Curry	60
1997	Mike Curry	42
1996	Etienne Hightower	34
1995	Mike Dezenzo	15
1994	Mark Gugino	30
1993	Mark Gugino	41
1992	Mac White	14
	D.T. Cromer	14
1991	George Rush	18
1990	Brian Williams	11
	Mike McGee	11
1989	Brian Williams	18
1988	Hardin Brown	22
1987	Dave Smyth	18
	Mike Songini	18
1986	Jeff Morris	16
	Riley Polk	16
1985	Rob Rinehart	14
1984	Kent Anderson	13
1983	Kent Anderson	16
1982	Robby Vollmer	23
1981	Joe McCarthy	51
1980	Joe McCarthy	36
1979	Etienne Farquharson	36
1978	Tom Williams	17
1977	Mark Van Bever	46
1976	Mark Van Bever	56
1975	Jim Pankovits	23
1974	John Gambrell	33
1973	Hank Small	25
1972	John Gambrell	21
1971	John Gambrell	12
1970	Bill Petoskey	16
1969	Wallie Jones	7
	Gary Lance	7
1968	Toy McCord	6
1967	Wallie Jones	8
1966	Mike Fair	11
1965	Ronnie Lamb	4
1964	Jack McCathern	5
1963	Hoke Greiner	4
1962	Bobby Robinson	8



Joe Datin



Yaron Peters



Mark Van Bever

CAROLINA GAMECOCKS

STAFF

PLAYER PROFILES

OPPONENTS

SEASON IN REVIEW

HISTORY & RECORDS

ANNUAL LEADERS

CAROLINA GAMECOCKS

STAFF

PLAYER PROFILES

OPPONENTS

SEASON IN REVIEW

HISTORY & RECORDS



Tim Lewis



Earl Bass



Mike Cook

Innings Pitched

Year		No.
2007	Harris Honeycutt	96.0
2006	Mike Cisco	88.2
2005	Zac McCamie	115.2
2004	Matt Campbell	124.0
2003	David Marchbanks	135.1
2002	Gary Bell	110.0
2001	Kip Bouknight	124.0
2000	Kip Bouknight	144.0
1999	Kip Bouknight	119.0
1998	Brett Jodie	106.0
1997	Brett Jodie	107.1
1996	Jason Haynie	107.2
1995	J.J. Pearsall	104.0
1994	Scott Pace	106.1
1993	Rich Pratt	114.1
1992	Jared Baker	106.1
1991	Jared Baker	122.2
1990	Brian Williams	107.0
1989	Brian Rountree	88.2
1988	Brian Rountree	123.2
1987	Rodney Richey	93.0
1986	Casey Reed	92.2
1985	Mike Cook	141.0
1984	Mike Cook	91.0
1983	Gary Parmenter	87.1
1982	Joe Kucharski	112.0
1981	Dennis Lubert	117.2
1980	Bill Landrum	96.0
1979	Aaron Scott	105.0
1978	Aaron Scott	90.1
1977	Jim Lewis	149.0
1976	Tim Lewis	108.0
1975	Earl Bass	148.0
1974	Earl Bass	106.0
1973	Alan Hilliard	76.2
1972	Larry Erbaugh	92.1
1971	Larry Erbaugh	75.2
1970	Alan Hilliard	61.0
1969	Jimbo Smith	75.1
1968	Jimbo Smith	51.0
1967	Bobby Bryant	87.0
1966	Bobby Bryant	76.0
1965	Loveard McMichael	72.2
1964	Loveard McMichael	78.2
1963	John Coleman	70.2
1962	John Coleman	66.0

Earned Run Average

Year		IP	ERA
2007	Jeff Jeffords	49.0	3.12
2006	Harris Honeycutt (7-0)	67.2	3.33
2005	Aaron Rawl (9-6)	115.1	3.20
2004	Chad Blackwell (4-3, 20 saves)	63.0	2.57
2003	David Marchbanks (15-3)	135.1	2.73
2002	Matt Campbell (4-2)	37.0	2.43
2001	Lee Gronkiewicz (2-1, 19 saves)	61.2	1.31
2000	Kip Bouknight (17-1)	144.0	2.81
1999	Kip Bouknight (7-4)	119.0	3.86
1998	Patrick Sexton (3-2)	37.1	2.65
1997	Brett Jodie (8-4)	107.1	4.44
1996	Jason Haynie (7-6)	107.2	3.43
1995	Craig Ross (4-3)	42.1	2.34
1994	Craig Ross (6-1)	62.2	1.87
1993	Jason Haynie (8-2)	77.1	2.68
1992	Rob Mosser (0-2)	36.2	1.72
1991	Jared Baker (11-4)	122.2	3.15
1990	Brian Beatson (1-3)	44.1	2.23
1989	Matt Threehouse (6-0)	74.2	3.13
1988	Brian Beatson (3-0)	38.0	2.13
1987	Lee Whatley (3-2)	42.2	2.32
1986	Lee Whatley (6-4)	48.0	2.81
1985	Mike Cook (16-2)	141.0	1.91
1984	Rex Perozo (6-0)	49.0	3.12
1983	Bo Taylor (4-1)	50.2	2.13
1982	Mark Calvert (8-1)	68.0	2.78
1981	Don Gordon (8-3)	110.2	2.85
1980	Bobby Kish (4-2)	56.0	1.77
1979	Jeff Twitty (5-2)	47.2	0.76
1978	Bill Landrum (8-2)	81.0	2.78
1977	Randy Martz (14-0)	131.2	1.98
1976	Ed Lynch (9-1)	68.1	2.63
1975	Earl Bass (17-1)	148.0	1.40
1974	Earl Bass (12-1)	106.0	1.10
1973	Bo Robinson (3-1)	55.2	1.63
1972	Larry Erbaugh (6-5)	92.1	1.46
1971	Alan Hilliard (2-3)	46.2	2.31
1970	George Beam (2-4)	46.2	1.53
1969	Jimbo Smith (3-4)	75.1	2.16
1968	Jimbo Smith (6-2)	51.0	1.41
1967	Bobby Bryant (6-2)	87.0	2.17
1966	Loveard McMichael (3-5)	58.0	1.55
1965	Loveard McMichael (6-2)	72.2	2.11
1964	Loveard McMichael (7-3)	78.1	2.06
1963	John Jones (2-2)	46.0	1.57
1962	John Coleman (4-4)	66.0	6.66

Strikeouts

Year		No.	IP
2007	Harris Honeycutt	105	96.0
2006	Mike Cisco	76	88.2
2005	Zac McCamie	108	115.2
2004	Matt Campbell	145	124.0
2003	Steven Bondurant	98	110.2
2002	Gary Bell	91	110.0
2001	Kip Bouknight	104	124.0
2000	Kip Bouknight	143	144.0
1999	Kip Bouknight	124	119.0
1998	Brett Jodie	113	106.0
1997	Brett Jodie	84	107.1
1996	Jason Haynie	86	107.2
1995	J.J. Pearsall	116	104.0
1994	Scott Pace	83	106.1
1993	Rich Pratt	107	114.1
1992	Jared Baker	114	106.1
1991	Jared Baker	151	122.2
1990	Brian Williams	125	107.0
1989	Brian Williams	96	73.2
1988	Brian Rountree	125	123.2
1987	Rodney Richey	89	93.0
1986	Rodney Richey	65	70.2
1985	Mike Cook	168	141.0
1984	Mike Cook	81	91.0
1983	Mike Cook	64	81.2
1982	Joe Kucharski	92	112.0
1981	Dennis Lubert	90	117.2
1980	Bill Landrum	67	96.0
1979	Bret Baynham	61	86.0
1978	Bill Landrum	61	86.0
1977	Jim Lewis	145	149.0
1976	Tim Lewis	113	108.0
1975	Earl Bass	168	148.0
1974	Earl Bass	129	106.0
1973	Greg Ward	74	74.0
1972	Earl Bass	82	62.2
1971	Larry Erbaugh	60	75.2
1970	Alan Hilliard	51	61.0
1969	Jimbo Smith	52	75.1
1968	Joe Land	47	49.2
	Jimbo Smith	47	51.0
1967	Bobby Bryant	100	87.0
1966	Bobby Bryant	74	76.0
1965	Bobby Bryant	52	58.2
1964	John Coleman	41	66.2
1963	John Coleman	54	70.2
1962	John Coleman	38	66.0

ANNUAL LEADERS

Strikeouts per 9 inn.

Year	IP	SO	AVG.	
2007	Curtis Johnson	42.2	54	11.39
2006	Andrew Cruse	54.2	51	8.40
2005	Zac McCamie	115.2	108	8.40
2004	Billy Buckner	84.0	105	11.25
2003	Matt Campbell	82.2	82	8.90
2002	Chris Spigner	79.2	91	10.29
2001	Lee Gronkiewicz	61.2	77	11.24
2000	Kip Bouknight	144.0	143	8.90
1999	Scott Barber	44.1	51	10.35
1998	Brett Jodie	106.0	113	9.59
1997	Brett Jodie	107.1	84	7.14
1996	Brett Jodie	45.2	37	7.29
1995	J.J. Pearsall	104.0	116	10.04
1994	J.J. Pearsall	59.1	63	9.56
1993	Jason Haynie	77.1	86	10.00
1992	Rich Pratt	85.2	92	9.67
1991	Jared Baker	122.3	151	11.08
1990	Brian Williams	107.0	125	10.51
1989	Brian Williams	73.1	96	11.78
1988	Brian Williams	42.1	56	11.91
1987	Roger Brainard	49.2	60	10.87
1986	Brian Currie	70.0	60	7.71
1985	Mike Cook	141.0	168	10.72
1984	Mike Cook	91.0	81	8.01
1983	Mike Cook	81.2	64	7.05
1982	Dennis Lubert	94.0	83	7.95
1981	Dennis Lubert	117.2	90	6.88
1980	Dennis Lubert	62	55	7.98
1979	Jeff Twitty	47.2	50	9.44
1978	Bill Landrum	81.0	76	8.44
1977	Jim Lewis	149.0	145	8.76
1976	Tim Lewis	108.0	113	9.42
1975	Earl Bass	148.0	168	10.22
1974	Earl Bass	106.0	129	10.95
1973	Tim Lewis	56.1	70	11.16
1972	Earl Bass	65.2	82	11.84
1971	Alan Hilliard	46.2	49	9.45
1970	Alan Hilliard	54.0	53	8.83
1969	Jimbo Smith	75.1	52	6.21
1968	Joe Land	49.2	47	8.52
1967	Bobby Bryant	87.0	100	10.34
1966	Bobby Bryant	76.0	74	8.76
1965	Bobby Bryant	58.2	52	7.98
1964	John Coleman	66.1	41	5.56
1963	John Coleman	70.2	54	6.88
1962	John Coleman	55.0	38	5.18

(Minimum - 40 IP)

Bases on Balls

Year	No.	IP	
2007	Harris Honeycutt	45	96.0
2006	Wynn Pelzer	42	80.1
2005	Zac McCamie	37	115.2
2004	Matt Campbell	38	124.0
2003	Matt Campbell	47	82.2
2002	Gary Bell	46	110.0
2001	Kip Bouknight	53	124.0
2000	Peter Bauer	36	124.1
1999	Kip Bouknight	49	119.0
1998	Kip Bouknight	46	95.0
1997	Jason Pomar	47	71.1
1996	Brent Moore	50	64.2
1995	J.J. Pearsall	55	104.0
1994	Jason Haynie	56	92.0
1993	Jason Haynie	46	77.1
1992	Jared Baker	64	106.1
1991	Jared Baker	66	122.2
1990	Brian Williams	55	107.0
1989	Brian Williams	46	73.1
1988	Joe Cardwell	49	88.0
1987	Roger Brainard	27	49.2
1986	Dave Menhart	37	70.2
1985	Mike Cook	60	141.0
1984	Mike Cook	47	91.0
1983	Gary Parmenter	36	87.1
1982	Dennis Lubert	29	94.2
1981	Bret Baynham	37	98.2
1980	Bill Landrum	30	96.0
1979	Bret Baynham	29	86.0
1978	Aaron Scott	28	90.1
1977	Jim Lewis	44	149.0
1976	Tim Lewis	49	108.0
1975	Tim Lewis	37	94.0
1974	Tim Lewis	36	74.2
1973	Alan Hilliard	37	76.2
1972	George Beam	33	54.2
1971	George Beam	37	49.0
1970	Jimbo Smith	26	22.1
1969	Jimbo Smith	24	75.1
1968	Jimbo Smith	25	51.0
1967	Bobby Bryant	48	87.0
1966	Bobby Bryant	46	76.0
1965	Bobby Bryant	45	58.2
1964	John Coleman	45	66.1
1963	John Coleman	34	70.2
1962	John Coleman	45	66.0

Fewest Walks per 9 inn.

Year	IP	BB	Avg.	
2007	Mike Cisco	86.2	18	1.87
2006	Will Atwood	49.1	10	1.82
2005	Aaron Rawl	115.1	23	1.79
2004	Aaron Rawl	122.0	17	1.25
2003	D. Marchbanks	135.1	25	1.67
2002	D. Marchbanks	99.1	26	2.36
2001	D. Marchbanks	57.0	15	2.37
2000	Scott Barber	106.1	20	1.69
1999	Randy Hadden	99.2	26	2.35
1998	Peter Bauer	67.2	22	2.93
1997	Brett Jodie	107.1	32	2.68
1996	Patrick Sexton	50.0	12	2.16
1995	Craig Ross	42.1	6	1.28
1994	Craig Ross	62.2	12	1.73
1993	Rich Pratt	114.1	24	1.88
1992	Rich Pratt	85.2	25	2.63
1991	Sean Hardwick	81.1	34	3.91
1990	Charlie Young	81.1	14	1.53
1989	Brian Rountree	88.2	33	3.35
1988	Brian Williams	42.1	13	2.76
1987	Lee Whatley	42.2	12	2.53
1986	Steve Boley	56.2	11	1.75
1985	Steve Boley	61.1	11	1.61
1984	Steve Boley	47.2	9	1.70
1983	Mark Calvert	65.2	23	3.15
1982	Don Gordon	102.0	19	1.68
1981	Don Gordon	110.2	16	1.30
1980	Bill Landrum	96.0	30	2.81
1979	Aaron Scott	105.0	26	2.22
1978	Bill Landrum	81.0	15	1.67
1977	Randy Martz	131.2	36	2.46
1976	Ed Lynch	68.2	22	2.90
1975	Earl Bass	148.0	34	2.06
1974	Allen Johnson	73.2	12	1.47
1973	Greg Ward	74.0	9	1.09
1972	Greg Ward	43.1	6	1.25
1971	Alan Hilliard	46.2	14	2.70
1970	Alan Hilliard	45.0	21	3.50
1969	Jimbo Smith	75.1	24	2.87
1968	Joe Land	49.2	21	3.81
1967	Billy Reitmeier	76.0	29	3.43
1966	Lov. McMichael	58.0	13	2.02
1965	Lov. McMichael	72.2	14	1.73
1964	Lov. McMichael	78.2	9	1.03
1963	John Jones	46.0	13	2.54
1962	George Epps	42.0	19	4.0


(Minimum - 40 IP)



Billy Buckner



Gary Bell



David Marchbanks

CAROLINA GAMECOCKS

STAFF

PLAYER PROFILES

OPPONENTS

SEASON IN REVIEW

HISTORY & RECORDS

SOUTH CAROLINA BASEBALL

		Batting and Fielding By Years															
		Year	G	AB	R	H	2B	3B	HR	RBI	SB	AVG	PO	A	E	DP	AVG
CAROLINA GAMECOCKS		2007	66	2346	520	705	126	11	113+	487	51	.301	1792	608	65	52	.974
		2006	66	2332	487	711	120	15	92	456	24	.305	1771	628	54	61	.978
		2005	64	2191	404	609	125	13	73	376	58	.278	1693	575	67	53	.971
		2004	70	2426	492	723	143	10	106	454	58	.298	1881	669	71	49	.973
		2003	67	2302	437	705	135	13	68	398	63	.306	1761	717	70	52	.973
STAFF		2002	75	2757	584	868	178	18	122	526	82	.315	2028	745	71	65	.975+
		2001	69	2352	484	673	131	8	110	445	82	.286	1838	693	79	41	.970
		2000	66	2320	537	694	140	21	105	487	76	.299	1778	717	91	60	.965
		1999	58	1960	404	588	126	10	58	360	143	.300	1546	613	77	45	.966
		1998	62	2183	520	680	130	17	122	473	109	.311	1660	615	72	52	.969
PLAYER PROFILES		1997	57	2124	605	725	125	18	94	535	103	.341	1503	636	91	56	.959
		1996	53	1879	372	533	113	4	54	329	89	.284	1404	638	124	53	.943
		1995	57	1930	338	504	117	7	42	297	55	.261	1499	608	98	47	.956
		1994	58	2021	379	550	80	14	36	325	102	.272	1586	670	97	58	.959
		1993	60	2021	433	607	107	13	51	388	141	.300	1557	601	100	42	.956
OPPONENTS		1992	64	2213	531	700	148	18	83	485	78	.316	1637	599	107	48	.954
		1991	62	2097	432	604	107	12	57	381	94	.288	1578	640	98	48	.958
		1990	58	1935	339	556	88	9	42	299	60	.287	1495	585	99	46	.955
		1989	57	1966	413	606	98	10	51	358	88	.308	1416	542	83	41	.960
		1988	64	2222	439	678	112	9	66	379	102	.305	1638	592	109	49	.953
SEASON IN REVIEW		1987	53	1845	451	584	114	11	82	396	91	.317	1365	537	103	37	.949
		1986	66	2273	518	666	129	14	127+	472	51	.293	1701	700	108	65	.957
		1985	69	2428	629	773	149	10	144*	570	41	.318	1768	775	103	68	.961
		1984	59	2058	386	607	112	8	53	344	72	.295	1560	706	93	59	.961
		1983	48	1679	363	512	93	4	57	317	78	.305	1262	536	66	38	.965
HISTORY & RECORDS		1982	58	1994	449	586	92	11	61	382	100	.294	1538	648	101	53	.955
		1981	61	2150	532	679	133	8	83	470	137	.316	1642	736	124	45	.950
		1980	50	1697	388	522	99	13	50	333	121	.308	1290	551	67	46	.965
		1979	47	1575	286	407	64	5	44	242	116	.258	1282	637	63	37	.968
		1978	45	1543	322	427	74	13	45	285	83	.277	1193	564	67	38	.963
	1977	56	1913	365	541	78	13	65	308	108	.283	1487	610	84	44	.961	
	1976	52	1767	396	511	75	16	69	342	218	.289	1345	545	69	34	.965	
	1975	58	1949	389	579	84	18	57	334	142	.297	1509	579	54	39	.975	
	1974	56	1798	336	493	90	10	57	284	152	.274	1416	519	69	36	.966	
	1973	42	1380	197	348	45	6	20	151	100	.252	1092	444	59	23	.963	
	1972	41	1310	178	345	56	7	22	142	86	.263	1059	468	78	25	.951	
	1971	32	1060	158	256	45	3	26	133	66	.242	840	375	55	27	.957	
	1970	34	1087	117	250	31	5	12	95	59	.230	857	333	72	26	.943	
	1969	34	1088	111	259	37	8	14	85	29	.238	843	337	63	23	.948	
	1968	25	779	93	192	35	2	5	76	33	.246	624	252	30	22	.967	
	1967	29	1023	150	286	43	10	9	129	27	.280	793	361	46	28	.962	
	1966	23	758	124	189	23	5	10	95	25	.249	618	280	51	21	.946	
	1965	28	891	107	203	38	4	5	87	26	.228	713	319	50	23	.955	
	1964	27	882	126	216	26	7	6	103	28	.245	685	335	61	20	.944	
	1963	21	713	86	169	19	6	3	68	12	.237	—	—	—	—	—	
	1962	20	664	105	172	24	7	4	77	21	.259	—	—	—	—	—	

+ — Led nation. * — Second in nation

Pitching By Years

Year	G	IP	H	R	ER	SO	BB	W	L	PCT	ERA
2007	66	597.1	553	304	261	606	250	46	20	.697	3.93
2006	66	590.1	583	343	302	534	241	41	25	.621	4.60
2005	64	564.1	543	274	237	491	189	41	23	.641	3.78
2004	70	627.0	571	270	237	660	150	53	17	.757	3.40
2003	67	587.0	575	268	233	478	194	45	22	.672	3.57
2002	75	676.0	686	371	320	587	296	57	18	.760	4.26
2001	69	612.2	555	273	234	545	285	49	20	.710	3.44
2000	66	592.2	538	276	231	530	220	56	10	.848	3.51
1999	58	515.1	545	313	268	501	213	35	23	.603	4.68
1998	62	553.1	582	360	307	509	237	44	18	.710	4.99
1997	57	501.0	610	425	345	406	255	33	24	.579	6.20
1996	53	468.0	579	402	308	335	249	25	28	.472	5.92
1995	57	499.2	502	335	270	476	246	32	25	.561	4.86
1994	58	528.2	516	302	249	420	275	35	23	.603	4.24
1993	60	519.0	477	270	201	500	222	39	20	.658*	3.49
1992	64	545.2	575	323	252	549	260	42	22	.656	4.16
1991	62	526.0	515	317	256	479	260	40	22	.645	4.38
1990	58	498.2	481	295	239	418	227	33	25	.569	4.31
1989	57	487.0	460	296	243	412	275	34	23	.596	4.49
1988	64	546.0	530	334	262	475	235	43	21	.672	4.32
1987	53	455.0	464	294	231	392	196	39	14	.736	4.57
1986	66	567.0	557	325	265	388	227	43	23	.652	4.21
1985	69	589.1	634	371	282	471	280	47	22	.681	4.31
1984	59	520.0	525	281	227	332	233	41	18	.695	3.93
1983	48	420.2	353	205	164	302	188	35	13	.729	3.51
1982	58	512.2	482	244	187	407	187	45	13	.776	3.28
1981	61	547.1	575	298	218	383	198	46	15	.754	3.58
1980	50	430.0	374	170	130	307	170	39	11	.780	2.72
1979	47	427.1	403	167	140	288	137	31	16	.660	2.95
1978	45	397.2	377	176	144	285	150	31	14	.689	3.26
1977	56	495.2	403	183	144	420	200	43	12	.777*	2.61
1976	52	448.1	401	226	117	389	209	38	14	.731	3.55
1975	58	503.0	337	139	112	465	176	51	6	.888*	2.00
1974	56	472.0	333	120	84	473+	153	48	8	.857	1.60
1973	42	364.0	278	139	105	327	135	26	15	.631*	2.60
1972	41	353.0	267	125	79	314	112	25	16	.610	2.01
1971	32	280.0	239	120	89	234	129	19	13	.597	2.86
1970	34	285.2	254	157	105	215	139	14	20	.412	3.31
1969	34	281.0	260	148	100	207	136	12	21	.368*	3.20
1968	25	208.0	173	95	79	175	104	14	11	.570	3.42
1967	29	265.1	197	97	76	244	125	21	8	.724	2.58
1966	23	206.0	151	79	48	148	91	15	8	.652	2.09
1965	28	237.1	227	114	82	153	101	16	12	.571	3.10
1964	27	228.1	219	99	70	108	51	15	12	.556	2.76
1963	21	180.0	192	136	73	109	76	7	14	.333	3.65
1962	20	168.2	189	141	106	92	105	9	11	.450	5.67

* — One tie game. • — Led nation.

CAROLINA GAMECOCKS

STAFF

PLAYER PROFILES

OPPONENTS

SEASON IN REVIEW

HISTORY & RECORDS

CAROLINA GAMECOCKS

STAFF

PLAYER PROFILES

OPPONENTS

SEASON IN REVIEW

HISTORY & RECORDS

NCAA TOURNAMENT RECORD
(includes College World Series games)

Year	Won	Lost	Pct.
2007	4	2	.667
2006	4	3	.571
2005	3	2	.600
2004	8	2	.800
2003	6	2	.750
2002	9	4	.692
2001	5	3	.625
2000	4	2	.667
1998	2	2	.500
1993	1	2	.333
1992	2	2	.500
1988	3	2	.600
1986	1	2	.333
1985	4	2	.667
1984	2	2	.500
1983	0	2	.000
1982	4	2	.667
1981	5	2	.714
1980	2	2	.500
1977	7	3	.700
1976	1	2	.333
1975	7	2	.778
1974	4	2	.667
Totals	88	51	.633

COLLEGE WORLD SERIES RECORD

Year	Won	Lost	Pct.
2004	3	2	.600
2003	1	2	.333
2002	4	2	.667
1985	0	2	.000
1982	0	2	.000
1981	2	2	.500
1977	3	2	.600
1975	4	2	.667
Totals	17	16	.515

NCAA TOURNAMENT HISTORY

2007

NCAA Super Regional at Chapel Hill, N.C.
Won 1, Lost 2
North Carolina def. South Carolina 9-6
South Carolina def. North Carolina 8-6
North Carolina def. South Carolina 9-4

NCAA Regional at Columbia, S.C.
Won 3, Lost 0 (Finished 1st)
South Carolina def. Wofford 9-1
South Carolina def. Charlotte 12-8
South Carolina def. Charlotte 11-6

2006

NCAA Super Regional at Athens, Ga.
Won 1, Lost 2
South Carolina def. Georgia 15-6
Georgia def. South Carolina 11-5
Georgia def. South Carolina 11-6

NCAA Regional at Charlottesville, Va.
Won 3, Lost 1 (Finished 1st)
South Carolina def. Evansville 4-2
South Carolina def. Virginia 8-2
Evansville def. South Carolina 15-5
South Carolina def. Evansville 5-1

2005

NCAA Regional at Atlanta, Ga.
Won 3, Lost 2 (Finished 2nd)
South Carolina def. Michigan 6-5
Georgia Tech def. South Carolina 10-2
South Carolina def. Michigan 4-3
South Carolina def. Georgia Tech 8-3
Georgia Tech def. South Carolina 5-0

2004

College World Series at Omaha, Neb.
Won 3, Lost 2
Cal State Fullerton def. South Carolina 2-0
South Carolina def. LSU 15-4
South Carolina def. Miami (Fla.) 15-11
South Carolina def. Cal State Fullerton 5-3
Cal State Fullerton def. South Carolina 4-0

NCAA Super Regional at Columbia, S.C.
Won 2, Lost 0
South Carolina def. East Carolina 4-2
South Carolina def. East Carolina 5-3

NCAA Regional at Columbia, S.C.
Won 3, Lost 0 (Finished 1st)
South Carolina def. The Citadel 12-4
South Carolina def. North Carolina 5-2
South Carolina def. North Carolina 7-6

2003

College World Series at Omaha, Neb.
Won 1, Lost 2
Stanford def. South Carolina 8-0
South Carolina def. LSU 11-10
Stanford def. South Carolina 13-6

NCAA Super Regional at Columbia, S.C.
Won 2, Lost 0
South Carolina def. North Carolina 5-4
South Carolina def. North Carolina 14-4

NCAA Regional at Atlanta, Ga.
Won 3, Lost 0 (Finished 1st)
South Carolina def. East Carolina 4-0
South Carolina def. Stetson 7-2
South Carolina def. Stetson 9-3

2002

College World Series at Omaha, NE
Won 4, Lost 2
Georgia Tech def. South Carolina 11-0
South Carolina def. Nebraska 10-8
South Carolina def. Georgia Tech 9-5
South Carolina def. Clemson 12-4
South Carolina def. Clemson 10-2
Texas def. South Carolina 12-6

NCAA Super Regional at Columbia, S.C.
Won 2, Lost 1
South Carolina def. Miami (Fla.) 10-7
Miami (Fla.) def. South Carolina 5-2
South Carolina def. Miami (Fla.) 6-4

NCAA Regional at Columbia, S.C.
Won 3, Lost 1 (Finished 1st)
South Carolina def. Virginia Commonwealth 6-3
South Carolina def. North Carolina 9-6
North Carolina def. South Carolina 8-4
South Carolina def. North Carolina 3-1

2001

NCAA Super Regional at Palo Alto, Calif.
Won 1, Lost 2
Stanford def. South Carolina 11-1
South Carolina def. Stanford 4-3
Stanford def. South Carolina 3-2

NCAA Regional at Columbia, S.C.
Won 4, Lost 1 (Finished 1st)
South Carolina def. The Citadel 16-0
Central Florida def. South Carolina 8-6
South Carolina def. Princeton 11-7
South Carolina def. Central Florida 9-7
South Carolina def. Central Florida 5-2

2000

NCAA Super Regional at Columbia, S.C.
Won 1, Lost 2
South Carolina def. La-Lafayette 6-3
La.-Lafayette def. South Carolina 7-1
La.-Lafayette def. South Carolina 3-2

NCAA Regional at Columbia, S.C.
Won 3, Lost 0 (Finished 1st)
South Carolina def. Liberty 6-4
South Carolina def. Wake Forest 6-1
South Carolina def. Wake Forest 8-4

1998

Atlantic Region Tournament at Coral Gables, Fla.
Won 2, Lost 2 (Finished 3rd)
South Carolina def. Florida International 21-9
South Carolina def. Texas Tech 9-8
Miami (Fl.) def. South Carolina 14-2
North Carolina def. South Carolina 4-2

1993

Atlantic Region Tournament at Atlanta, Ga.
Won 1, Lost 2 (Finished 4th)
South Carolina def. East Carolina 6-5
Wichita State def. South Carolina 3-2
Georgia Tech def. South Carolina 12-0

1992

Atlantic Region Tournament at Coral Gables, Fla.
Won 2, Lost 2 (Finished 3rd)
South Carolina def. Notre Dame 5-1
South Carolina def. N.C. State 9-6
Miami (Fla.) def. South Carolina 17-2
Notre Dame def. South Carolina 11-2

NCAA TOURNAMENT HISTORY

1988

Atlantic Region Tournament at Coral Gables, Fla. Won 3, Lost 2 (Finished 2nd)

South Carolina def. James Madison	3-2
Georgia Tech def. South Carolina	7-6
South Carolina def. Towson State	5-1
South Carolina def. Georgia Tech	5-0
Miami (Fla.) def. South Carolina	10-3

1986

Atlantic Region Tournament at Coral Gables, Fla. Won 1, Lost 2 (Finished 4th)

South Carolina def. Alabama	5-3
Miami (Fla.) def. South Carolina	7-5
Alabama def. South Carolina	8-7

1985

College World Series at Omaha, Neb. Won 0, Lost 2 (Finished 8th)

Arkansas def. South Carolina	1-0 (14)
Oklahoma State def. South Carolina	16-11

East Region Tournament at Columbia, S.C. Won 4, Lost 0 (Finished 1st)

South Carolina def. LaSalle	11-1
South Carolina def. St. John's	13-6
South Carolina def. Western Carolina	14-3
South Carolina def. LaSalle	4-2

1984

South II Region Tournament at Starkville, Miss. Won 2, Lost 2 (Finished 3rd)

South Carolina def. Mississippi State	4-1
South Carolina def. North Carolina	5-4
New Orleans def. South Carolina	6-5
Mississippi State def. South Carolina	18-9

1983

East Region Tournament at Chapel Hill, N.C. Won 0, Lost 2 (Finished 5th)

James Madison def. South Carolina	9-4
Delaware def. South Carolina	12-11

1982

College World Series at Omaha, Neb. Won 0, Lost 2 (Finished 7th)

Stanford def. South Carolina	15-4
Oklahoma State def. South Carolina	10-8

East Region Tournament at Columbia, S.C. Won 4, Lost 0 (Finished 1st)

South Carolina def. West Virginia	7-0
South Carolina def. The Citadel	6-4
South Carolina def. The Citadel	11-2
South Carolina def. West Virginia	2-1

1981

College World Series at Omaha, Neb. Won 2, Lost 2 (Finished 4th)

Oklahoma State def. South Carolina	8-5
South Carolina def. Maine	12-7
South Carolina def. Mississippi State	6-5
Arizona State def. South Carolina	10-7

East Region Tournament at Columbia, S.C. Won 3, Lost 0 (Finished 1st)

South Carolina def. Temple	15-6
South Carolina def. Memphis State	8-5
South Carolina def. Memphis State	11-5

1980

Atlantic Region Tournament at Clemson, S.C. Won 2, Lost 2 (Finished 2nd)

South Carolina def. Georgia Southern	7-2
Clemson def. South Carolina	6-2
South Carolina def. East Tennessee State	8-5
Clemson def. South Carolina	17-12

1977

College World Series at Omaha, Neb.

Won 3, Lost 2 (Finished 2nd)

South Carolina def. Baylor	3-2 (10)
South Carolina def. Los Angeles State	6-2
South Carolina def. SIU-Carbondale	5-4
Arizona State def. South Carolina	6-2
Arizona State def. South Carolina	2-1

Atlantic Region Tournament at Columbia, S.C.

Won 4, Lost 1 (Finished 1st)

South Alabama def. South Carolina	7-6
South Carolina def. East Carolina	4-1
South Carolina def. South Alabama	11-2
South Carolina def. Wake Forest	5-2
South Carolina def. Wake Forest	6-1

1976

Atlantic Region Tournament at Columbia, S.C.

Won 1, Lost 2 (Finished 3rd)

South Carolina def. Virginia Tech	7-6
Clemson def. South Carolina	7-4
Furman def. South Carolina	12-1

1975

College World Series at Omaha, Neb.

Won 4, Lost 2 (Finished 2nd)

South Carolina def. Seton Hall	3-1
South Carolina def. Eastern Michigan	5-1
South Carolina def. Arizona State	6-3
Texas def. South Carolina	17-6
South Carolina def. Arizona State	4-1
Texas def. South Carolina	5-1

Atlantic Region Tournament at Columbia, S.C.

Won 3, Lost 0 (Finished 1st)

South Carolina def. The Citadel	11-3
South Carolina def. Temple	15-0
South Carolina def. N.C. State	4-3

1974

District III Tournament at Starkville, Miss.

Won 4, Lost 2 (Finished 2nd)

South Carolina def. N.C. State	9-0
South Carolina def. East Carolina	5-1
Miami (Fla.) def. South Carolina	5-0
South Carolina def. Georgia Southern	1-0
South Carolina def. Miami (Fla.)	3-1
Miami (Fla.) def. South Carolina	2-1

COLLEGE WORLD SERIES ALL-TOURNAMENT TEAM

2004 — Steve Pearce, 1B; Landon Powell, C; Bryan Triplett, 3B

2002 — Justin Harris, OF; Landon Powell, C

1981 — Rod Carraway, SS

1977 — Mookie Wilson, OF (unanimous); Randy Martz, P; Chuck McLean, OF

1975 — Earl Bass, P; Mark Van Bever, 2B; Steve Cook, OF

NCAA REGIONAL MVP

2007 Columbia — Justin Smoak, 1B

2006 Charlottesville — Phil Disher, DH

2004 Columbia — Steve Pearce, 1B

2003 Atlanta — Landon Powell, C

2002 Columbia — Yaron Peters, 1B

2001 Columbia — Kip Bouknight, P

2000 Columbia — Peter Bauer, P

1985 East — Mike Cook, P

1982 East — Greg Morhardt, 1B

1981 East — Jim Curl, 1B

NCAA REGIONAL ALL-TOURNAMENT TEAM

2007 Columbia — Andrew Crisp, OF; James Darnell, 3B; Phil Disher, C; Curtis Johnson, P; Trent Kline, C; Justin Smoak, 1B

2006 Charlottesville — Chris Brown, 2B; Mike Cisco, P; Phil Disher, C; Neil Giesler, 3B; Wynn Pelzer, P

2005 Atlanta — Michael Campbell, OF; Neil Giesler, 3B; Steve Pearce, 1B

2004 Columbia — Matt Campbell, P; Michael Campbell, OF; Kevin Melillo, 2B; Steve Pearce, 1B; Mark Stanley, OF; Bryan Triplett, 3B

2003 Atlanta — Chris Hernandez, P; Kevin Melillo, 2B; Landon Powell, C; Steven Tolleson, OF; Bryan Triplett, 1B

2002 Columbia — Justin Harris, 2B; Drew Meyer, SS; Yaron Peters, 1B; Blake Taylor, P

2001 Columbia — Kip Bouknight, P; Lee Gronkiewicz, P; Marcus McBeth, OF; Michael Floyd, OF; Bryon Jeffcoat, 2B; Tim Whittaker, C; Garris Gonce, OF

2000 Columbia — Peter Bauer, P; Drew Meyer, SS; John McHenry, IF; Brandon Pack, C; Chris Plummer, 3B

1998 Atlantic — Ryan Bordenick, C; Derick Urquhart, OF; Jay Lambert, 2B

1992 Atlantic — Jerry Shepherd, OF

1988 Atlantic — Skeets Thomas, OF; Brian Williams, P; Adrian Adkins, DH

1986 Atlantic — Dave Hollins, 3B

1985 East — Jeff Barns, SS; Dave Hollins, 3B; Scott Mackie, OF; Rob Rinehart, OF; Charlie Aldrich, DH; Mike Cook, P

1984 South II — Kent Anderson, SS; Greg Morhardt, 1B

1982 East — Joe Kucharski, P; Chris Boyle, C; Greg Morhardt, 1B; John Sullivan, 3B; Kent Anderson, SS; Phillip Wilson, OF

1981 East — Bobby Kish, P; Rob Lowery, C; Jim Curl, 1B; Robby Vollmer, OF

1980 Atlantic — Greg Jonson, SS; Joe McCarthy, OF

CONFERENCE TOURNAMENT HISTORY

CAROLINA GAMECOCKS

STAFF

PLAYER PROFILES

OPPONENTS

SEASON IN REVIEW

HISTORY & RECORDS

SEC TOURNAMENT RECORD

Year	Won	Lost	Pct.
2007	2	2	.500
2006	1	2	.333
2005	1	2	.333
2004	4	0	1.000
2003	1	2	.333
2002	4	2	.667
2001	3	2	.600
2000	2	2	.500
1999	0	2	.000
1998	0	2	.000
1997	0	1	.000
1995	0	2	.000
1994	0	2	.000
1993	0	2	.000
1992	3	2	.600
Totals	21	27	.438

METRO TOURNAMENT RECORD

Year	Won	Lost	Pct.
1991	3	2	.600
1990	1	2	.333
1989	0	2	.000
1988	2	2	.500
1987	1	2	.333
1986	3	2	.600
1985	3	2	.600
1984	3	2	.600
Totals	16	16	.500

SEC & METRO TOURNAMENT TOTALS

Totals	37	43	.463
---------------	-----------	-----------	-------------

2007

SEC Tournament at Hoover, Ala
Won 2, Lost 2 (Tied 3rd)

South Carolina def. Florida	4-3 (12 inn.)
Arkansas def. South Carolina	6-0
South Carolina def. Florida	5-3
Arkansas def. South Carolina	3-2

2006

SEC Tournament at Hoover, Ala.
Won 1, Lost 2 (Tied 5th)

South Carolina def. Kentucky	4-2
Vanderbilt def. South Carolina	11-1 (7 inn.)
Georgia def. South Carolina	16-10

2005

SEC Tournament at Hoover, Ala.
Won 1, Lost 2 (Tied 5th)

South Carolina def. Tennessee	12-2
Mississippi State def. South Carolina	6-2
Tennessee def. South Carolina	4-1

2004

SEC Tournament at Hoover, Ala
Won 4, Lost 0 (1st)

South Carolina def. Ole Miss	7-6 (10 inn.)
South Carolina def. Tennessee	5-1
South Carolina def. Arkansas	3-2
South Carolina def. Vanderbilt	3-2

2003

SEC Tournament at Hoover, Ala.
Won 1, Lost 2 (Tied 5th)

Alabama def. South Carolina	9-7
South Carolina def. Vanderbilt	3-2
Auburn def. South Carolina	5-1

2002

SEC Tournament at Hoover, Ala
Won 4, Lost 2 (2nd)

South Carolina def. Arkansas	10-1
LSU def. South Carolina	8-3
South Carolina def. Arkansas	6-2
South Carolina def. LSU	10-8
South Carolina def. LSU	5-4
Alabama def. South Carolina	6-2

2001

SEC Tournament at Hoover, Ala
Won 3, Lost 2 (Tied 3rd)

Miss. State def. South Carolina	2-1
South Carolina def. Auburn	5-4
South Carolina def. Georgia	10-2
South Carolina def. Miss. State	7-6
Miss. State def. South Carolina	1-0

2000

SEC Tournament at Hoover, Ala
Won 2, Lost 2 (Tied 3rd)

Kentucky def. South Carolina	6-4
South Carolina def. Auburn	11-4
South Carolina def. Kentucky	12-5
Florida def. South Carolina	12-4

1999

SEC Tournament at Hoover, Ala
Won 0, Lost 2 (Tied 7th)

Mississippi St. def. South Carolina	7-5
Louisiana State def. South Carolina	2-0

1998

SEC Tournament at Hoover, Ala
Won 0, Lost 2 (Tied 7th)

Mississippi St. def. South Carolina	9-8
Louisiana State def. South Carolina	6-0

1997

SEC Tournament at Columbus, Ga.
Won 0, Lost 1 (Tied 7th)

Mississippi State def. South Carolina	12-9
---------------------------------------	------

1995

SEC East Tournament at Knoxville, Tenn.
Won 0, Lost 2 (Finished 6th)

Kentucky def. South Carolina	6-2
Tennessee def. South Carolina	8-0

1994

SEC East Tournament at Lexington, Ky.
Won 0, Lost 2 (Finished 5th)

Kentucky def. South Carolina	6-5
Tennessee def. South Carolina	8-1

1993

SEC East Tournament at Columbia, S.C.
Won 0, Lost 2 (Finished 5th)

Georgia def. South Carolina	3-1
Vanderbilt def. South Carolina	11-7

1992

SEC Tournament at New Orleans, La.
Won 3, Lost 2 (Finished 3rd)

Arkansas def. South Carolina	8-6
South Carolina def. Vanderbilt	14-1
South Carolina def. Arkansas	9-5
South Carolina def. Florida	14-4
Louisiana State def. South Carolina	6-3

CONFERENCE TOURNAMENT HISTORY

1991

Metro Conference Tournament at Salem, Va.

Won 3, Lost 2 (Finished 3rd)

South Carolina def. Virginia Tech	17-1
Florida State def. South Carolina	17-0
South Carolina def. Louisville	7-5
South Carolina def. Southern Mississippi	10-8
Florida State def. South Carolina	10-9 (10)

1990

Metro Conference Tournament at Hattiesburg, Miss.

Won 1, Lost 2 (Finished 6th)

Cincinnati def. South Carolina	6-2
South Carolina def. Louisville	3-2
Virginia Tech def. South Carolina	2-1

1989

Metro Conference Tournament at Columbia, S.C.

Won 0, Lost 2 (Finished 6th)

Memphis State def. South Carolina	11-10
Virginia Tech def. South Carolina	8-4

1988

Metro Conference Tournament at Tallahassee, Fla.

Won 2, Lost 2 (Finished 2nd)

South Carolina def. Southern Mississippi	4-2
Florida State def. South Carolina	9-3
South Carolina def. Southern Mississippi	6-2
Florida State def. South Carolina	9-1

1987

Metro Conference Tournament at Columbia, S.C.

Won 1, Lost 2 (Finished 4th)

South Carolina def. Memphis State	6-2
Florida State def. South Carolina	9-5
Cincinnati def. South Carolina	19-4

1986

Metro Conference Tournament at Tallahassee, Fla.

Won 3, Lost 2 (Finished 2nd)

South Carolina def. Southern Mississippi	10-1
South Carolina def. Memphis State	4-3
South Carolina def. Florida State	8-5
Florida State def. South Carolina	3-0
Florida State def. South Carolina	7-2

1985

Metro Conference Tournament at Tallahassee, Fla.

Won 3, Lost 2 (Finished 2nd)

South Carolina def. Southern Mississippi	13-1
South Carolina def. Memphis State	19-8
South Carolina def. Virginia Tech	9-6
Florida State def. South Carolina	7-5
Florida State def. South Carolina	11-5

1984

Metro Conference Tournament at Tallahassee, Fla.

Won 3, Lost 2 (Finished 2nd)

South Carolina def. Florida State	4-3
South Carolina def. Southern Mississippi	8-5
South Carolina def. Cincinnati	4-3
Virginia Tech def. South Carolina	6-3
Florida State def. South Carolina	11-10

SEC ALL-TOURNAMENT TEAM

2006 — Mike Cisco, P

2005 — Neil Giesler, 3B

2004 — Brendan Winn, OF;

(Kevin Melillo/Steven Tolleson - Co-MVP's)

2002 — Gary Bell, P; Drew Meyer, SS;

Steve Thomas, OF

2001 — Michael Floyd, OF; Bryon Jeffcoat, 2B

2000 — Drew Meyer, SS

1992 — Jerry Shepherd, OF; Burke Cromer, 3B;

Dave Willman, C

METRO

ALL-TOURNAMENT TEAM

1991 — Jeff Parnell, 1B; Burke Cromer, 3B

1990 — Burke Cromer, SS

1988 — Skeets Thomas, OF; Brian Williams, 3B;

Brian Williams, P

1986 — Jeff Morris, OF; Joe Datin, IB; Brian

Currie, P; Dave Hollins, 3B; Jeff Churchich, DH

1985 — Jeff Barns, SS; Rob Rinehart, OF; Scott

Mackie, OF

1984 — Greg Morhardt, IB; Rob Rinehart, OF;

Jim St. Laurent, OF



Kevin Melillo

2004 SEC Tournament Co-MVP



Steven Tolleson

2004 SEC Tournament Co-MVP

FINAL NATIONAL POLLS

Year	Baseball America	Collegiate Baseball	USA Today
2007	10th	11th	10th
2006	13th	12th	15th
2005	25th	26th	23rd
2004	3rd	3rd	3rd
2003	10th	6th	7th
2002	2nd	2nd	2nd
2001	12th	15th	13th
2000	4th	9th	8th
1998	16th	19th	18th
1993	25th	29th	25th
1992	18th	28th	
1988	20th	17th	
1985	13th	8th	
1984		21st	
1983		28th	
1982		7th	
1981		4th	
1980		9th	
1979		21st	
1977		6th	
1976		17th	
1975		4th	
1974		9th	

CAROLINA GAMECOCKS

STAFF

PLAYER PROFILES

OPPONENTS

SEASON IN REVIEW

HISTORY & RECORDS

ALL-AMERICANS

CAROLINA GAMECOCKS



Scott Barber
2000



Earl Bass
1974, 1975



Peter Bauer
1998, 2000



Joe Biernat
1993



Chad Blackwell
2004



Ryan Bordenick
1997, 1998



Kip Bouknight
1998, 2000



Brian Buscher
2003

STAFF



Matt Campbell
2004



Mike Cook
1985



Mike Curry
1998



Phil Disher
2007



Adam Everett
1998



Lee Gronkiewicz
2001



Paul Hollins
1981



Greg Jonson
1980

PLAYER PROFILES



Joe Kucharski
1982



Rob Lowery
1981



David Marchbanks
2003



Drew Meyer
2002



Jeff Parnell
1993



Steve Pearce
2005



Yaron Peters
2002



Landon Powell
2004

OPPONENTS



Aaron Rawl
2004



Brian Roberts
1999




Hank Small
1974, 1975



Justin Smoak
2007



Blake Taylor
2002



Mac White
1993, 1994



Mookie Wilson
1977



Tim Whittaker
2001

SEASON IN REVIEW

HISTORY & RECORDS

Carolina All-Americans

2007 - Phil Disher, DH, NCBWA; Justin Smoak, 1B, Baseball America

2005 - Steve Pearce, 1B, Baseball America

2004 - Chad Blackwell, RHP, ABCA, Baseball America, Collegiate Baseball, NCBWA; Matt Campbell, LHP, Baseball America; Landon Powell, C, ABCA, Baseball America, Collegiate Baseball, NCBWA, Sports Weekly; Aaron Rawl, NCBWA.

2003 - Brian Buscher, 3B, Collegiate Baseball; David Marchbanks, LHP, ABCA, Baseball America, Collegiate Baseball, NCBWA.

2002 - Drew Meyer, ABCA, Baseball America, Collegiate Baseball, Yaron Peters 1B, ABCA, Baseball America, Baseball Weekly, Collegiate Baseball, NCBWA, Blake Taylor, ABCA, Baseball America, Baseball Weekly, Col-

legiate Baseball, NCBWA

2001 - Lee Gronkiewicz, P, Collegiate Baseball, Baseball Weekly, Baseball America; Tim Whittaker, C, Baseball America

2000 - Scott Barber, P, ABCA; Peter Bauer, ABCA; Kip Bouknight, TPX, Baseball America, Sporting News, ABCA, Baseball Weekly, NCBWA.

1999 - Brian Roberts, SS, Baseball America (2nd Team); Collegiate Baseball (3rd Team)

1998 - Adam Everett, SS, Baseball America, ABCA (2nd Team); NCBWA (2nd Team); TPX (3rd Team); Mike Curry, OF, Baseball America, TPX (2nd Team), NCBWA (3rd Team); Ryan Bordenick, UT, NCBWA (2nd Team); Kip Bouknight, P, NCBWA (3rd Team)

1997 - Ryan Bordenick, DH, Coaches; NCBWA (3rd team)

1994 - Mac White, CF, NCBWA (3rd team)

1993 - Joe Biernat, SS, NCBWA; Mac White, CF, NCBWA; Jeff Parnell, 1B, Collegiate Baseball (Preseason)

1985 - Mike Cook, P, Coaches; Baseball America

1982 - Joe Kucharski, P, Coaches

1981 - Rob Lowery, C, Baseball Bulletin; Paul Hollins, OF, Coaches (2nd team), Baseball Bulletin (2nd team)

1980 - Greg Jonson, SS, Baseball Bulletin

1978 - John Marquardt, 3B, Coaches

1977 - Randy Martz, P, Coaches, Sporting News; Mookie Wilson, OF, Sporting News (2nd team)

1975 - Earl Bass, P, Coaches; Hank Small, IB, Coaches

1974 - Earl Bass, P, Coaches; Hank Small, IB, Coaches (2nd team)

AWARDS & HONORS



Phil Disher - 2007 Raines Award



Travis Jones - 2007 MVP Award



Arik Hempy - 2007 Brinkman Award

Freshman All-Americans

- 2007 — Blake Cooper, RHP, Collegiate Baseball
- 2006 — Andrew Crisp, OF, Collegiate Baseball; Justin Smoak, 1B, Collegiate Baseball
- 2000 — Drew Meyer, SS, TPX; Baseball America; Baseball Weekly
- 1998 — Kip Bouknight, P, TPX; Peter Bauer, P, TPX
- 1996 — Mike Curry, OF, Mizuno
- 1993 — Jason Haynie, P, Mizuno
- 1991 — Mac White, OF, Baseball America (2nd team)

Academic All-Americans

(Selected by CoSIDA)

- 1985 — Rob Rinehart, OF (2nd team)
- 1981 — Jim Curl, IB; Paul Hollins, OF (2nd team)
- 1980 — Jim Curl, IB; Paul Hollins, OF (3rd team)
- 1977 — Randy Martz, P; Mark Van Bever, 2B
- 1974 — John Gambrell, OF

Golden Spikes Award

(Awarded to the Outstanding College Player in the United States by USA Baseball)

- 2000 — Kip Bouknight, P

Rotary Smith Award

(Awarded to the Outstanding College Player in the United States by the Rotary Club of Houston, TX)

- 2000 — Kip Bouknight, P

Lefty Gomez Plate

(Awarded 1974-77 to the Outstanding Amateur Player in the United States)

- 1977 — Randy Martz, P

National Coach Of The Year

- 2000 — Ray Tanner (Baseball America)

National Assistant Coach Of The Year

- 2002 — Jim Toman (Baseball America/ABCA)

Irby Raines Coaches' Award

(Presented by Gamecock Dugout Club. Named for the late father of Coach June Raines.)

- 2007 — Phil Disher, C
- 2006 — Chris Brown, INF
- 2005 — Brendan Winn, OF
- 2004 — Steven Tolleson, INF
- 2003 — Steven Tolleson, OF/INF
- 2002 — Steven Bondurant, P; Kevin Melillo, INF
- 2001 — David Marchbanks, P
- 2000 — Brandon Pack, C
- 1999 — Scott Barber, P
- 1998 — Ryan Bordenick, C
- 1997 — Derick Urquhart, OF
- 1996 — Brian Hucks, C
- 1995 — Mark Mapes, OF

- 1994 — Mark Gugino, LF
- 1993 — Stacy Stokes, 2B
- 1992 — Brian Lawler, OF
- 1991 — Burke Cromer, 3B
- 1990 — Brian Beatson, P
- 1989 — Mike McGee, OF
- 1988 — Garrett Carter, OF
- 1987 — Dave Smyth, OF
- 1986 — Riley Polk, 2B
- 1985 — Rob Rinehart, OF
- 1984 — John Sullivan, 3B
- 1983 — Art Finley, 2B
- 1982 — Don Gordon, P
- 1981 — Tom Williams, 2B

Taylor McEntire Most Valuable Player Award

- 2007 — Travis Jones, INF
- 2006 — Michael Campbell, OF
- 2005 — Steve Pearce, 1B
- 2004 — Landon Powell, C
- 2003 — Brian Buscher, 3B
- 2002 — Yaron Peters, 1B
- 2001 — Tim Whittaker, C
- 2000 — Kip Bouknight, P
- 1999 — Brian Roberts, SS
- 1998 — Adam Everett, SS
- 1997 — Rob Streicher, C
- 1996 — Jason Haynie, P
- 1995 — Mark Mapes, OF
- 1994 — Mac White, CF
- 1993 — Joe Biernat, SS; Rich Pratt, P
- 1992 — Dave Willman, C
- 1991 — Dave Willman, C
- 1990 — Skeets Thomas, OF
- 1989 — Tripp Cromer, SS
- 1988 — Garrett Carter, OF; Mark Nelson, C
- 1987 — Dave Smyth, OF
- 1986 — Jeff Morris, OF
- 1985 — Mike Cook, P; Joe Datin, OF
- 1984 — Greg Morhardt, IB; Kent Anderson, SS
- 1983 — Mike Werner, P
- 1982 — Joe Kucharski, P
- 1981 — Paul Hollins, OF

Fred Brinkman Inspirational Award

- 2007 — Arik Hempy, P
- 2006 — Phil Disher, C/Wynn Pelzer, P
- 2005 — Mark Stanley, OF
- 2004 — Kevin Melillo, INF
- 2003 — Steven Bondurant, P
- 2002 — Trey Dyson, DH
- 2001 — Brennan Dees, OF
- 2000 — Brennan Dees, OF
- 1999 — Jamie Poston, P
- 1998 — Derick Urquhart, OF

CAROLINA GAMECOCKS

STAFF

PLAYER PROFILES

OPPONENTS

SEASON IN REVIEW

HISTORY & RECORDS

AWARDS & HONORS

CAROLINA GAMECOCKS

STAFF

PLAYER PROFILES

OPPONENTS

SEASON IN REVIEW

HISTORY & RECORDS

All-Southeastern Conference

2007 — Phil Disher, DH; Travis Jones, 2B; James Darnell, 3B (2nd); Justin Smoak, 1B (2nd)
 2006 — Michael Campbell, OF; Robbie Grinestaff, DH (2nd); Reese Havens, SS (2nd); Wynn Pelzer, RP (2nd)
 2005 — Steven Tolleson, SS; Steve Pearce 1B; (2nd)
 2004 — Chad Blackwell, RHP; Landon Powell, C; Brendan Winn, OF (2nd)
 2003 — Brian Buscher, 3B; David Marchbanks, P; Landon Powell, C.
 2002 — Yaron Peters, 1B; Drew Meyer, SS; Blake Taylor, RHP; Trey Dyson, DH
 2001 — Garris Gonce, OF; Lee Gronkiewicz, P; Marcus McBeth, CF (2nd).
 2000 — Kip Bouknight, P; Scott Barber, P; Peter Bauer, P (2nd); Drew Meyer, SS (2nd); Nate Janowicz, OF (2nd).
 1999 — Tim Angiolini, DH; Brian Roberts, SS, (2nd)
 1998 — Adam Everett, SS; Mike Curry, OF; Kip Bouknight, P
 1997 — Ryan Bordenick, DH; Brett Jodie, P
 1996 — Jason Haynie, P (2nd)
 1995 — Mark Mapes, OF (2nd)
 1994 — Mac White, OF; Mark Gugino, OF (2nd); Rob DeBoer, C (2nd)
 1993 — Joe Biernat, SS; Rich Pratt, P; Mac White, CF; Jason Haynie, P (2nd)
 1992 — D.T. Cromer, DH; Jerry Shepherd, OF; Dave Willman, C

All-Freshman Southeastern Conference

2006 — Mike Cisco, SP; Andrew Crisp, OF; Justin Smoak, 1B
 2004 — David Cash, SS; Arik Hempy, RP

SEC Player of the Year

2002 — Yaron Peters
 2000 — Kip Bouknight

SEC Pitcher of the Year

2003 - David Marchbanks

SEC Male Scholar-Athlete of the Year

2002 — Trey Dyson

SEC Coach of the Year

2000 — Ray Tanner
 1998 — Ray Tanner

South Region Coach of the Year

2002 — Ray Tanner

Atlantic Region Coach of the Year

1977 — June Raines
 1975 — Bobby Richardson

All-Metro Conference

1991 — Jared Baker, P; Jerry Shepherd, OF
 1990 — Skeets Thomas, OF; Brian Williams, UTIL; Burke Cromer, SS (2nd)
 1989 — Tripp Cromer, SS; Skeets Thomas, OF (2nd); Mike McGee, OF (2nd)
 1988 — Mark Nelson, C; Garrett Carter, OF; Brian Williams, SS; Adrian Adkins, DH; Joe Cardwell, P; Brian Beatson, P
 1987 — Lee Whatley, P; Jeff Barns, SS; Dave Smyth, OF; Charlie Aldrich, DH
 1986 — Jeff Barns, SS; Jeff Morris, OF; Dave Menhart, P
 1985 — Jeff Barns, SS; Joe Datin, 1B; Rob Rinehart, OF; Mike Cook, P
 1984 — Greg Morhardt, 1B; Kent Anderson, SS

All-Atlantic Coast Conference

1971 — Buddy Caldwell, 1B (2nd); Butch Anderson, SS (2nd)
 1970 — Buddy Caldwell, 1B (2nd)
 1969 — Wallie Jones, 2B
 1968 — Toy McCord, SS; Wallie Jones, 2B; Bill Cash, 1B
 1967 — Dan Scarpa, C; Mike Fair, OF; Frank Partyka, 3B
 1966 — Bobby Bryant, P; Dan Scarpa, C;
 1965 — Dan Scarpa, C
 1963 — Hoke Greiner, 2B; Jack McCathern, 1B
 1962 — Jack McCathern, OF
 1959 — Ken Rosefield, 1B
 1957 — Larry Jewell, SS (2nd)
 1956 — Larry Jewell, 3B (2nd); Frank Ellerbee, SS (2nd); Jim Jarrett, UT (2nd)



Team USA

2007 — Justin Smoak, 1B
 2003 — Matt Campbell, P
 2002 — Landon Powell, C
 1997 — Adam Everett, SS
 1994 — Jason Haynie, P
 1993 — Jason Haynie, P
 1991 — Jared Baker, P
 1989 — Brian Williams, P-OF
 1986 — Dave Hollins, 3B

U.S. Olympic Team

2000 — Adam Everett, SS (Gold Medal)

U.S. Olympic Trials

2006 — Lee Gronkiewicz, P
 1997 — Adam Poe, OF
 1996 — Mike Curry, OF; Adam Everett, SS
 1991 — Jeff Parnell, 1B
 1984 — Greg Morhardt, 1B

SEC ACADEMIC HONOR ROLL ALL-TIME MEMBERS

Name	Year
Brian Adams	1995
Will Atwood	2007
James Badolato	1994
Forrest Beverly	2005-06
Joe Biernat	1993
Chad Blackwell	2004
Steven Bondurant	2000-01-02-03
Ryan Bordenick	1996-97-98
Kip Bouknight	2000-01
Rico Bravo	2000-01-02-03
Chris Brown	2006
Jay Brown	2007
Billy Buckner	2004
Mike Cisco	2007
Jordan Costner	2007
Andrew Cruse	2005-06
James Darnell	2007
Brennan Dees	2001-02
Phil Disher	2005
Craig Dour	1996-97
Trey Dyson	2000-01-03
Jeff Easterling	1993
Kyle Enders	2007
Neil Giesler	2006
Davy Gregg	2004-05
John Gregory	2004-05
Nick Godwin	2007
Garris Gonce	2003
Lee Gronkiewicz	2001-02
Oliver Harwas	1996
Harris Honeycutt	2006
Brian Hucks	1995-96
Cheyne Hurst	2006-07
Nate Janowicz	2000
Brett Jodie	1997-98
Tripp Kelly	1999-2000
Brian Kirby	1998
Trent Kline	2006-07
Conor Lalor	2004-05-06-07
Dan Luczak	2005-06
DeAngelo Mack	2007
Brent Marsh	2005
Drew Martin	2007
Wally Maynard	1993-94-95
Tim McCarty	2004
Kevin Melillo	2003-04
Brent Moore	1996
Shane Nelson	2000
Scott Pace	1994
Hank Parks	2004
Ian Paxton	2005-06
Yaron Peters	2003
Jeremy Plexico	2000-01-02
Chris Plummer	2001-02
Jamie Poston	2000
Landon Powell	2003-04
Jonathan Ratledge	2007
Aaron Rawl	2004-05
Steven Reinhold	2005-06-07
Matt Riddle	2000-01-03
Stacy Stokes	1993-94
Rob Streicher	1996-97
Ryan Szwedka	1996-97
Craig Thomas	2006-07
Steve Thomas	2000-01-02
Brandon Todd	2006
Steven Tolleson	2004-05
Bryan Triplett	2004
Rob Watson	1995-96-97
Mac White	1993-94
Sean Wideberg	2007
Matt Wilson	1999-2000-01-02

PRO SIGNEES

Year	Player	Round	Team
2007	Travis Jones (2B)	7th	Braves
	Wynn Pelzer (P)	9th	Padres
	Harris Honeycutt (P)	10th	Reds
	Arik Hempy (P)	17th	Cubs
	Jeff Jeffords (P)	19th	Reds
	Trent Kline (C)	49th	Giants
2006	Andrew Cruse (P)	9th	Phillies
	Michael Campbell (OF)	20th	Padres
	Ian Paxton (C)	FA	Devil Rays
2005	Steven Tolleson (SS)	5th	Twins
	Steven Pearce (1B)	8th	Pirates
	Zac McCamie (P)	16th	Marlins
	Aaron Rawl (P)	17th	Phillies
	Davy Gregg (OF)	20th	Cubs
2004	Landon Powell (C)	1st	Athletics
	Matt Campbell (P)	1st	Royals
	Billy Buckner (P)	2nd	Royals
	Kevin Melillo (2B)	5th	Athletics
	Chad Blackwell (P)	6th	Royals
	Bryan Triplett (3B)	12th	Astros
2003	Brian Buscher (3B)	3rd	Giants
	David Marchbanks (P)	7th	Marlins
	Steven Bondurant (P)	15th	Athletics
	Justin Harris (SS)	16th	Pirates
	Jon Coutlangus (OF)	19th	Giants
	Chris Hernandez (P)	22nd	Pirates
2002	Drew Meyer (SS)	1st	Rangers
	Yaron Peters (1B)	10th	Braves
	Gary Bell (P)	10th	Yankees
	Garris Gonce (P)	31st	Cardinals
	Blake Taylor (P)	39th	Indians
	Trey Dyson (1B)	FA	Royals
	John Wesley (P)	FA	Blue Jays
	Steven Whetstone (P)	FA	White Sox
2001	Marcus McBeth (OF)	4th	Athletics
	Kip Bouknight (P)	13th	Rockies
	Bryon Jeffcoat (2B)	13th	Braves
	Brett Price (P)	14th	Athletics
	Michael Floyd (OF)	22nd	Phillies
	Tim Whittaker (C)	38th	Blue Jays
	Lee Gronkiewicz (P)	FA	Indians
	Tripp Kelly (1B)	FA	Athletics
2000	Peter Bauer (P)	2nd	Blue Jays
	Scott Barber (P)	6th	Diamondbacks
	Brandon Pack (C)	12th	Rangers
	Nate Janowicz (OF)	15th	Indians
	Clint Collins (P)	22nd	Reds

Year	Player	Round	Team
1999	Brian Roberts (1B)	1st-sup	Orioles
	Jason Pomar (P)	13th	Athletics
	Randy Hadden (P)	14th	Dodgers
	Adam Poe (P)	42nd	Rangers
1998	Adam Everett (SS)	1st	Red Sox
	Mike Curry (OF)	6th	Royals
	Brett Jodie (P)	6th	Yankees
	Ryan Bordenick (C)	9th	Brewers
	Derick Urquhart (OF)	16th	Nationals
	Eric Stanton (3B)	43rd	Pirates
1997	Rob Streicher (C)	FA	Expos
1996	Jason Haynie (P)	11th	Pirates
	Brian Hucks (C)	31st	Reds
1995	J.J. Pearsall (P)	15th	Dodgers
	Jim Stoops (P)	FA	Giants
1994	Rob DeBoer (C)	8th	Athletics
	Mark Gugino (OF)	20th	Marlins
	Mac White (OF)	20th	Tigers
	Scott Pace (x)	FA	Marlins
1993	Rich Pratt (P)	9th	White Sox
	Joe Biernat (SS)	60th	Cubs
1992	Jared Baker (P)	3rd	Padres
	D.T. Cromer (OF)	11th	Athletics
	Burke Cromer	FA	Braves
	Dave Willman	FA	Brewers
	Brian Lawler	FA	Phillies
1991	Sean Evans (P)	23rd	Pirates
1990	Brian Williams (P)	1st	Astros
	Skeets Thomas (OF)	25th	Cardinals
1989	Tripp Cromer (SS)	3rd	Cardinals
	Brian Rountree (P)	41st	Tigers
	Kenny Welch	FA	Indians
	Adrian Adkins	FA	Pirates
1988	Bobby Underwood	17th	Pirates
	Garrett Carter (3B)	FA	Braves
	Mike Songini	FA	Reds
1987	Dave Hollins (3B)	6th	Padres
	Jeff Barns (SS)	15th	Angels
	Rodney Richey (P)	28th	Blue Jays
	Brian Currie (P)	35th	Dodgers
	Lee Whatley	FA	Dodgers
1986	Riley Polk (2B)	28th	Indians
	Joe Datin (1B)	37th	Braves
1985	Mike Cook (P)	1st	Angels
	Rob Rinehart	FA	Mets
1984	Greg Morhardt (1B)	2nd	Twins
	Kent Anderson (SS)	4th	Angels

Year	Player	Round	Team
	Jim St. Laurent (OF)	18th	Rangers
	Phillip Wilson	FA	Twins
1983	Gary Parmenter	6th	Cubs
	Mark Calvert (P)	14th	Reds
	Mike Werner (P)	21st	Blue Jays
1982	Joe Kucharski (P)	1st	Orioles
	Dennis Lubert (P)	11th	Braves
	Robbie Vollmer (OF)	18th	Mariners
	Don Gordon (P)	31st	Tigers
	Kurt Korinek	FA	Royals
1981	Joe McCarthy (OF)	1st	Tigers
	Bobby Kish (P)	11th	Cardinals
	Rob Carraway	FA	Indians
	Rob Lowery	FA	Phillies
	Paul Hollins	FA	Mets
1980	Greg Jonson	FA	Royals
	Bill Landrum (P)	FA	Cubs
1979	Jeff Twitty	25th	Royals
1977	Randy Martz (P)	1st	Cubs
	Mookie Wilson (OF)	2nd	Mets
	Mark Van Bever (2B)	7th	Orioles
	Ed Lynch (P)	22nd	Rangers
	Johnny Hinkel	FA	White Sox
	Mike Lebo	FA	Blue Jays
	Jim Lewis (P)	FA	Mariners
1976	Garry Hancock (OF)	1st	Indians
	Jim Pankovits (3B)	4th	Astros
	Greg Keatley (C)	5th	Cubs
	Tim Lewis (P)	8th	Yankees
	Steve Cook	FA	Orioles
1975	Earl Bass (P)	1st	Cardinals
	Hank Small (OF)	4th	Braves
	Greg Ward (P)	13th	Orioles
1974	Eddie Ford (SS)	1st	Red Sox
	John Gambrell (OF)	17th	Phillies
	Allen Johnson (P)	25th	Tigers
1972	Pete Carpenter	FA	Cardinals
	Billy Petoskey	FA	Phillies
1971	Buddy Caldwell	FA	Red Sox
	Butch Bolton	FA	Braves
1970	Gary Lance (P)	FA	Royals
1968	Toy McCord (SS)	9th	Angels
1967	Dan Scarpa	FA	Mets
	Larry Womack	FA	Yankees

Bold indicates played in Major Leagues

CAROLINA GAMECOCKS

STAFF

PLAYER PROFILES

OPPONENTS

SEASON IN REVIEW

HISTORY & RECORDS

CAROLINA GAMECOCKS

STAFF

PLAYER PROFILES

OPPONENTS

SEASON IN REVIEW

HISTORY & RECORDS

1975 (51-6) - 2nd at College World Series

The foundation for South Carolina's first trip to the College World Series in 1975 was laid a year earlier when the Gamecocks earned their first invitation to the NCAA Tournament and narrowly missed a trip to Omaha.

It could be argued that the first bricks of that foundation were actually laid in 1970 when former New York Yankee second baseman Bobby Richardson was hired by athletics director Paul Dietzel with a mandate to put Gamecock baseball on the map.

Richardson was South Carolina's first full time baseball coach. Previously the diamond program was headed by part timers, usually an assistant football coach or physical education professor, or -- in the tenure of Bob Reising (1964-65) -- a professor of English literature.

The Gamecocks had never played an expanded schedule, 34 games in 1969 under football assistant Jack Powers

being the most. That team finished with a 12-21-1 record the year before Richardson came on board.

The 21-8 mark accomplished under Powers in 1967 represented the record for wins in a season. To say baseball was a .500 program at best was borne out by statistics. Over 67 seasons, the Gamecocks had finished with 34 winning records against 33 losing seasons and 10 break even years.

Richardson started slowly, having never coached or managed a team before. However his illustrious 12-year career with the Yankees, which included seven World Series appearances and a Most Valuable Player in the fall classic of 1960, had prepared him well. His first record of 14-20 would be South Carolina's last losing record over the next 30 years.

After an 18-12 finish in 1971, Richardson bumped the schedule up to 41 games in 1972 and finished 25-16. A 26-15-1 record followed in 1973 and the first NCAA bid came along in 1974 when the final record was 48-8. A 2-1 loss to Miami at Starkville, Miss. prevented a trip to Omaha.

The 1975 team featured a four-man pitching rotation of senior right-handers Earl Bass (17-1), Greg Ward (13-4), Raymond Lavigne (8-0) and junior left-hander Tim Lewis (11-0), a starting record of 49-5. The bullpen was used sparingly and contributed two wins and a loss to the final record of 51-6-1.

Bass, runner-up to Arizona State shortstop Jerry Maddox for national player of the year honors, was a first team All-America choice for the second time and senior first baseman Hank Small clubbed 19 home runs with a .390 batting average to also earn All-America honors. Lewis and Lavigne pitched back-to-back no-hit wins as South Carolina lost only four and tied one of 49 regular season games.

That earned a host site for regional play and the Gamecocks swept past The Citadel, Temple and North Carolina State and moved on to Omaha, one of eight teams competing for the national championship.

Bass with relief help from seldom used closer Mike Cromer defeated Seton Hall 3-1 in the first round and Ward downed Eastern Michigan 5-1. Bass came back to defeat Arizona State 6-3 and after three rounds South Carolina was 3-0 and the only undefeated team.

Under a rule change adopted the following year, South Carolina would have earned a bye but under the procedure

in force in 1975 there was a drawing and Arizona State won the bye. South Carolina played Texas. Ward had a rare bad game and the Longhorns drubbed the Gamecocks 17-6, leaving three teams in the double elimination field with one loss apiece.

Bass and Ward had each started twice in Omaha while Lewis (11-0) and Lavigne (8-0) had not been used despite their combined record of 19-0

Lewis got his chance, on his mother's birthday, against a well rested Arizona State team and he responded with a 4-1 complete game victory when the Gamecocks rallied from a 1-0 deficit with four runs in the top of the ninth inning against previously undefeated (14-0) Sun Devil ace Greg Cochran.

A scoreless game with two outs in the bottom of the eighth inning, Bob Pate singled and Jerry Maddox hit a bloop triple that landed a few inches fair in right field to give Arizona State a 1-0 lead.

Second baseman Mark Van Bever doubled to lead off the ninth and shortstop Jeff Grantz bunted the tying run to third. Right fielder Garry Hancock singled to drive in Van Bever. Small singled and Steve King walked to load the bases with one out. A fielder's choice RBI, two Sun Devil errors and a squeeze bunt plated three more runs and South Carolina led 4-1.

Lewis retired the side in the bottom of the ninth and South Carolina, in its first trip ever to the College World Series, met Texas for the national championship. That title eluded the Gamecocks, however, and the Longhorns prevailed 5-1. The only Gamecock run came on a home run by Hank Small.

Bass won his last six decisions in 1974 and first 17 in 1975 to establish a National record of 23 consecutive wins. He finished the season 17-1 and 34-3 for his career. The staff had an earned run average of 2.00 in 503 innings. Pitchers recorded 26 complete games and 13 shutouts.

1975 Roster

1	David Small	INF
3	Mark Van Bever	2B
4	Tom Luckstone	RHP
5	Robbie Parrish	C
6	Donnie Branham	C
7	Jim Pankovits	3B
8	Jeff Grantz	SS/2B
9	Garry Hancock	OF
11	Chuck McLean	OF/RHP
12	Hank Small	1B/OF
13	Earl Bass	RHP/1B
14	Steve King	OF
15	Steve Cook	OF
16	Greg Ward	RHP
17	John Hinkel	C/1B
18	Greg Keatley	C
19	Don Repsher	OF
20	Scott Thomas	LHP
22	Ed Lynch	RHP
23	Mike Cromer	LHP
24	Tim Lewis	LHP
25	Jim Fleming	INF
26	Ray Lavigne	RHP
27	Jamie Chakales	RHP
	Bill Kimrey	RHP
	Andy LeHeup	OF

Head Coach: Bobby Richardson
Asst. Coach: June Raines

Team Leaders

Batting Average	Hank Small (.390)
Home Runs	Hank Small (19)
Wins	Earl Bass (17)
Earned Run Average	Earl Bass (1.40)



1977 (43-12) - 2nd at College World Series

Two years after their first trip to the College World Series, the Gamecocks found themselves back in Omaha under a different head coach.

Bobby Richardson, who in seven seasons built the South Carolina program into a national power, resigned and June Raines was brought in to continue the success forged by Richardson. That included South Carolina's first three bids to the NCAA Tournament and first trip to Omaha.

For Raines, it was a return to the Gamecock Roost. Following a 10-year career as a catcher in the Cleveland Indians and Washington Senators minor league systems, Raines had served as a student assistant coach under Jack Powers and Richardson while earning bachelor and masters degrees.

Raines inherited a good nucleus from Richardson whose final team, 1976, had compiled a 38-14 record. Richardson's previous two teams were 48-8 in 1974 and 51-6-1 in 1975.

Raines added some outstanding talent in outfielder Mookie Wilson, catcher Johnny Long and right-handed pitcher Randy Martz from the Gamecock football squad to the returnees left by Richardson.

Through his first 20 games, Raines won 68 percent of the time, excellent under most criteria but somewhat short of Richardson's .828 percentage over his final three seasons. After winning 10 of his first 11 games, Raines saw his team lose five and tie one over the next nine. Arch rival Clemson, on the other hand, was unbeaten after 26 games with the best record in the nation.

South Carolina broke the Tigers' win streak with a 2-1 victory at Clemson behind Martz and the Gamecocks compiled a 30-6 record the remainder of the season for a final mark of 43-12-1. The late season surge included two more wins over Clemson for a sweep of the season series.

South Carolina was awarded its fourth consecutive regional site but quickly fell into the losers' bracket with a 7-6 loss to nationally second ranked South Alabama. Starter Ran-

dy Martz left the game with the lead but the bullpen couldn't hold it. Carolina would have to win four consecutive games over the next three days if it was to win the regional.

The uphill trek began with a 4-1 win over East Carolina behind a six-hit complete game by right-hander Jim Lewis. The task ahead required two Sunday victories to force a show-down game on Monday.

Ed Lynch, from the Gamecock basketball team, drew the first assignment and stifled South Alabama. He scattered seven hits in an 11-2 rout. Sophomore right-hander Hal Hutchens caused some anxious moments when he allowed 12 hits and walked four but was tough with runners on base. With ninth inning relief help from Lewis, Hutchens came out with a 5-2 win over Wake Forest. With two days rest, Randy Martz got the call vs. the Demon Deacons. Although he allowed 10 hits, he struck out 12. Johnny Hinkel, Mark Van Bever and Mookie Wilson homered as the Gamecocks won 6-1 to clinch a spot in Omaha.

The opening game of the 1977 College World Series was a classic. With undefeated Randy Martz pitching for South Carolina, and Panamanian right-hander Jaime Cocanower for Baylor, the score was tied 1-1 after nine innings with both starters still on the mound.

Martz retired the first two Baylor batters in the top of the 10th but three successive ground ball singles produced a run and the Bears took a 2-1 lead to the bottom of the 10th inning.

Van Bever lashed a double down the left field line and advanced to third when Wilson grounded out to deep short-stop. That brought up left fielder Chuck McLean who hit a line drive on the first pitch that carried over Baylor center fielder Burl Coker's head.

Raines said later that he would have held McLean at third if he had been the third base coach. However, after nine innings, he had turned third base coaching duties over to assistant Johnny Hunton "to change over the luck" and Hunton waved McLean past third base. He slid home safely with an inside the park home run and a 3-2 Gamecock victory.

Lewis scattered eight hits and struck out 14 defeating Cal State-Los Angeles 6-2 and Martz came back on short rest to down Southern Illinois Carbondale 5-4 earning South Carolina a bye to the championship round as the only undefeated

team.

A shoulder injury to power hitting first baseman Johnny Hinkel (15 home runs) left the Gamecocks a little short. Lynch pitched well in a complete game effort but lost 6-2 to Arizona State setting up another meeting with the Sun Devils. Lewis also pitched well but was on the short end of a 2-1 score and for the second time in two tries, South Carolina finished second in the College World Series.

Martz, with a 14-0 record, was named National Player of the Year, first team All-America and first round draft choice of the Chicago Cubs. He pitched four years in the major leagues. Wilson was second team All-America and played 1,403 major league games in 12 seasons with the Mets and Blue Jays. Lynch played eight years with the Mets and Cubs and became general manager of the Cubs. Lewis made it to the big leagues for brief stints with the Mariners, Yankees and Twins.


1977 Roster

1	Tom Williams	2B
2	Tom Sotack	RHP
4	Chuck McLean	OF/RHP
5	Robbie Parrish	C
6	Richard Ness	C
7	Johnny Long	C
8	Mookie Wilson	OF/RHP
9	Kevin Karcher	RHP
10	Mark Van Bever	2B/OF
11	Eric Hiltbeitel	C/OF
12	David Small	OF
13	Steve King	1B
14	Greg Jonson	SS
15	Mark Kish	RHP/OF
17	Mike Toalson	LHP
18	Hal Hutchens	RHP
19	Don Repsher	OF
20	Scott Thomas	LHP
21	Randy Martz	RHP
22	Johnny Hinkel	1B/OF
23	Ed Lynch	RHP
24	Bart Murphy	3B
25	Ronnie Crapps	RHP/OF
26	Jim Lewis	RHP
27	Jamie Chakales	RHP
	Bill Allen	RHP
	Jim Curry	LHP
	Paul DeLaVarre	RHP/INF
	Alan Ezagui	SS
	Mike Lebo	C/1B

Head Coach: June Raines
Asst. Coach: Johnny Hunton

Team Leaders

Batting Average	Mookie Wilson (.357)
Home Runs	Johnny Hinkel (15)
Wins	Randy Martz (14)
Earned Run Average	Randy Martz (1.98)



CAROLINA GAMECOCKS

STAFF

PLAYER PROFILES

OPPONENTS

SEASON IN REVIEW

HISTORY & RECORDS

CAROLINA GAMECOCKS

STAFF

PLAYER PROFILES

OPPONENTS

SEASON IN REVIEW

HISTORY & RECORDS

1981 (46-15) - 4th at College World Series

After a three-year absence, South Carolina made its third trip to the College World Series in 1981. The Gamecocks finished second in 1975 and 1977 but didn't make the NCAA field in 1978 and '79. In 1980 they were invited but didn't make it out of the regional.

A 40-13 regular season record earned a host site for the 1981 regional. A win over Temple and two over Memphis State punched Carolina's ticket to Omaha where Oklahoma State was the opening round opponent. The only South Carolina player with World Series experience was fifth year senior third baseman Tommy "Termite" Williams, who was a freshman reserve second baseman on the 1977 squad.

In two previous trips to Omaha, Carolina had won its first three games but faced a different reality in 1981, falling into the loser's bracket. Oklahoma State scored three times in the first inning and twice in the third to lead 5-0. The Game-

cocks battled back to tie the score at 5-5 with three runs in the top of the ninth but a three run home run by Stan Baughn won it for the Cowboys 8-5 in the 10th inning.

An elimination game against the Black Bears of Maine was postponed 24 hours by rain, and another rain delay with Carolina trailing 5-2 in the third inning didn't do a lot for confidence as the Gamecocks committed five errors. Don Gordon was charged with seven unearned runs and trailed 7-6 when Joe Kucharski came in for relief.

The sophomore handcuffed Maine on two singles over the final 4.1 innings. Carolina offset bad defense with a 17-hit attack that included two monstrous two-run home runs by Rob Lowery to win 12-7. At that time, Lowery was the sixth player to homer twice in a World Series game but the first in 25 years.

Jim Curl also had a two-run homer and Paul Hollins contributed three hits.

In an effort to shore up the defense before taking on Mississippi State, head coach June Raines moved Tommy Williams from third to second base where Jamey Thaw had committed two of the five errors against Maine. Williams had played second most of his career before moving to third as a senior.

South Carolina jumped out to a 6-0 lead after three innings and held on to edge Mississippi State 6-5 by surviving three serious late inning Bulldog threats. Freshman designated hitter/backup catcher Chris Boyle homered and Lowery hit his third of the series.

Mississippi State cut the lead to 6-5 with three runs in the seventh inning and had the bases loaded when Bobby Kish was summoned from the bullpen with one out and Bruce Castoria at the plate. Earlier, Castoria had tied the NCAA record with his 29th home run for Mississippi State's first two runs.

Kish struck Castoria out on three pitches and then retired Terry Loe on a pop up to Williams to escape further damage. Tony Gage led off the Mississippi State eighth with a triple but Kish retired Brad Winkler on a pop to Curl at first base. Sensing a suicide squeeze, Lowery called for a pitchout and Gage was an easy out to blunt that threat.

Raines said, "I wish I could take credit for calling a pitch out but I can't. Thank goodness my catcher is smart enough to call for a pitchout in that situation."

Mississippi State continued to threaten, putting two men on base with two outs in the ninth inning. A wild pitch advanced the tying run to third and the potential winning run to second with slugger Castoria coming up.

Raines signaled for an intentional walk but Kish demurred. He contended he could strike the Bulldog slugger out again. After a conference on the mound, the head coach prevailed and the bases were loaded. Terry Lee hit a ground ball to shortstop Rod Carraway, who flipped to second baseman Williams to force Castoria and end the game.

Left-hander Bret Baynham, South Carolina's starting pitcher, was the winner to improve his record to 10-1. Kish earned his seventh save.

Luck and pitching depth ran out and Carolina lost a slugfest, 10-7, to Arizona State, to finish fourth in the 1981 College World Series. Carolina gave up four runs in the first inning and never caught up. The Gamecocks had 11 hits, three of them by Curl, who hit his 17th home run.

For the first time, South Carolina had two .400 hitters. Lowery batted .404 and Paul Hollins an even .400. Curl hit .347 with 75 runs batted in. Left fielder Joe McCarthy hit only .266 but stole 51 bases and walked 71 times. Hollins had 14 home runs, Lowery 13 and Boyle had 10. Dennis Lubert had a 12-2 record, Don Gordon 8-3 and Kucharski 6-1 along with 10-1 by Baynham.

The final record was 46-15. The team batting average was .316 with 83 home runs. Lubert pitched 10 complete games, Gordon eight, Baynham three and Kucharski two.

Arizona State defeated Oklahoma State in the championship game to win its fifth College World Series championship.

1981 Roster

1	Tom Williams	2B
2	Robby Vollmer	OF
4	Joey Wilson	1B/OF
5	Jamey Thaw	2B
6	Art Finley	SS
7	Neil Fox	C
8	Rocky Lewis	1B/OF
9	Bret Baynham	LHP
10	John Simmons	C
11	Rod Carraway	3B
12	Martin Small	LHP
13	Jim Curl	1B
14	John Sullivan	SS
15	Bobby Kish	RHP
17	Ross Bledsoe	RHP
18	Don Gordon	RHP
19	Paul Hollins	OF
20	Steve Kraly	2B
21	Ricky Lee	OF
22	Joe McCarthy	OF
23	Rob Lowery	C
24	Jeb Babel	LHP
25	Chris Boyle	C
26	Dennis Lubert	LHP
27	Harvey Heise	3B/OF
28	Joe Kucharski	RHP
29	Mark Calvert	RHP
30	Eddie Leopard	RHP

Head Coach: June Raines
Asst. Coach: Johnny Hunton

Team Leaders

Batting Average	Rob Lowery (.404)
Home Runs	Jim Curl (17)
Wins	Dennis Lubert (12)
Earned Run Average	Don Gordon (2.85)



1982 (45-13) - 7th at College World Series

The 24 players who earned letters on the 1982 South Carolina baseball squad were a near equal split of 11 veterans from the 1981 roster that advanced to fourth place in the College World Series and 13 newcomers, nine freshmen and four junior college recruits.

The pitching rotation, however, was all veteran consisting of senior left-hander Dennis Lubert, senior Don Gordon, junior Joe Kucharski and sophomore Mark Calvert. Closer Jeb Babel, with perhaps the best pick-off move any Gamecock ever, was also back. Pitching depth was enhanced by the addition of freshman right-hander Larry Price and junior college left-hander Mike Werner.

Chris Boyle, primarily a designated hitter as a freshman, took over the catching role backed up by Neil Fox, a sophomore who also saw action at DH. Four freshmen figured prominently in the lineup, outfielders Scott Mackie, and Phillip Wilson, shortstop Kent Anderson and first baseman Greg Morhardt. Wilson was the brother of former Gamecock star Mookie Wilson, who had a 12-year major league career.

Offensive power was down considerably from the previous year. Junior college newcomer Larry Hernandez was the batting champion with a .347 average while the 1981 Gamecocks boasted two .400 hitters in catcher Rob Lowery and outfielder Paul Hollins. Boyle led the 1982 team in home runs with 12 and runs batted in with 59. Hernandez had 10 homers, Anderson eight, Wilson five.

The year before, Jim Curl had 17 homers and 75 RBI. Three others had double digit homers, including freshman Boyle with 10.

The pitching staff earned run average of 3.28, however, was considerably better than the year before and the final win-loss record was about the same, 45-13 in 1982 compared to 46-15 in 1981.

The 1982 squad hosted a six-team regional and swept

through four wins to send Carolina to Omaha for the fourth time but the first time the Gamecocks had qualified in back to back seasons. Others in the regional field included West Virginia, making its first trip to the playoffs since 1967, The Citadel, Old Dominion, North Carolina and East Carolina.

Kucharski opened the regional by shutting out West Virginia 7-0 with ninth inning help from closer Babel. Boyle and Fox each had two hits and Boyle homered. The losing Mountaineers turned a triple play.

Carolina led 6-2 over The Citadel after three and a half innings the next day when rain suspended action overnight. Gordon, who had started, returned to the mound and worked into the eighth inning before giving way to Babel. The Gamecocks held on for a 6-4 win. Morhardt had four hits and five foot six inch senior outfielder Robby Vollmer homered.

In a rematch with The Citadel, the Gamecocks won 11-2 behind Lubert. Vollmer had four hits, third baseman John Sullivan had a pair of doubles and Wilson homered.

West Virginia held Carolina to four hits the second time around but the Gamecocks prevailed 5-2 behind a brilliant mound effort by Calvert, who scattered four hits through seven innings before turning the mound over to Babel. Sullivan figured in both Gamecock runs, driving in one with a single and scoring the other on a wild pitch. Jamey Thaw had two hits to account for half the Carolina total.

The 45-11 record entering the World Series would have been even more sensational if the Gamecocks hadn't played Miami (Fla.) eight times. Carolina lost four in a row at Coral Gables and three of four in Columbia. It was small consolation that Miami would end the season as College World Series champions.

Pitching, which had fashioned eight shutouts during the regular season fell apart in Omaha, giving up 25 runs in two games. For the first time in four trips, Carolina left Omaha without a win.

Stanford blasted the Gamecocks 15-4 with an 11-run sixth inning. Oklahoma State led 8-0 after three innings. Carolina rallied with a seven-run fifth on a grand slam by Sullivan and a two-run homer by Morhardt but the Gamecocks were eliminated from Omaha 10-8.

Kucharski pitched 112 innings with an 11-3 record and

was a first team selection to the coaches All-America team. He was the first round draft selection of the Baltimore Orioles. Lubert was 8-3 as a senior and finished with a 31-9 career record. Gordon's 1982 record was 10-3. He made it to the majors, pitching in 78 games with the Toronto Blue Jays and Cleveland Indians, 1986-88.

The other member of the 1982 team to advance to the majors was shortstop Kent Anderson. A freshman in '82, he played two more years at Carolina and in 1989 and '90 saw action in 135 games with the California Angels.

Calvert's record was 8-1 and his 2.78 earned run average in 68 innings led the team. Babel had a 3-0 record and Werner was 3-2. Hernandez, Sullivan, Morhardt, Boyle and Wilson had .300 or better batting averages and Vollmer led stolen bases with 23.

1982 Roster

1	Phillip Wilson	OF
2	Robby Vollmer	OF
4	Keith Killian	OF
5	Jamey Thaw	2B
6	Art Finley	SS
7	Neil Fox	C
8	Rocky Lewis	1B/OF
9	Wade Hatcher	INF
10	Derek White	C
11	Larry Price	RHP/INF
12	Larry Hernandez	OF/1B
14	John Sullivan	3B/SS/RHP
15	Jeff Swindell	INF
17	Scott Mackie	OF
18	Don Gordon	RhP
20	Mike Werner	LHP
21	Greg Morhardt	OF/1B
22	Kurt Korinek	OF
23	Kent Anderson	SS
24	Jeb Babel	LHP
25	Chris Boyle	C
26	Dennis Lubert	LHP
27	Harvey Heise	3B
28	Joe Kucharski	RHP
29	Mark Calvert	RHP
30	Eddie Leopard	RHP
	Kevin Burke	1B
	Mark Ridgik	RHP

Head Coach: June Raines
Asst. Coach: Johnny Hutton

Team Leaders

Batting Average	Larry Hernandez (.344)
Home Runs	Chris Boyle (12)
Wins	Joe Kucharski (11)
Earned Run Average	Mark Calvert (2.78)



CAROLINA GAMECOCKS

STAFF

PLAYER PROFILES

OPPONENTS

SEASON IN REVIEW

HISTORY & RECORDS

CAROLINA GAMECOCKS

STAFF

PLAYER PROFILES

OPPONENTS

SEASON IN REVIEW

HISTORY & RECORDS

1985 (47-22) - 7th at College World Series

To say 1985 was a record-breaking year for South Carolina would be an understatement. The Gamecocks played more games, hit more home runs, scored more runs, turned more double plays and established a host of other records on the way to their fifth trip to the College World Series.

After a two-year absence, South Carolina was back in Omaha for the fifth time in 12 years but the stay was short. A 14-inning 1-0 loss to Arkansas and a 16-11 slugfest defeat at the hands of Oklahoma State eliminated the Gamecocks.

The season record was 47-22. The 47 wins were the third most in school history up to that point. The 1975 CWS second place team won 51 and the 1974 team won 48. A modest nine games was the longest win streak in 1985 but the team never lost more than three in a row.

Perhaps the most impressive record was 144 home runs in 69 games. That surpassed by 61 the 83 homers in 1981.

The old mark for home runs in a game was six. The 1985 Gamecocks hit nine in a 29-3 win over Cincinnati that was called after six innings due to the lopsided score.

First baseman Joe Datin hit 23 home runs, four more than the previous individual record for a season set by Hank Small in 1975. Nineteen different players homered and seven of them hit 10 or more.

Outfielder Keith Killian, who came back from serious injuries in an automobile accident shortly after graduating from high school, started as a senior and homered 15 times. Outfielder Rob Rinehart and designated hitter/outfielder Charlie Aldrich had 14 each, third baseman Lewis Jenkins 12, shortstop Jeff Barns and outfielder Jeff Morris 10 each.

Two players tied a record with three home runs in a game. Dave Hollins against Cincinnati and Rinehart against Clemson. Only one player, Chris Boyle, in 1983, had homered three times before. There have been a number of three-homer games since.

South Carolina players hit six grand slam home runs in 1985. Datin homered with the bases loaded twice. Aldrich, Hollins, Morris and Killian once each. Datin set a school record by driving in 88 runs. Rinehart drove in 60 and Killian 53. Three others logged 40 or more RBI.

Rinehart's 21 doubles bested the previous record by one. Rinehart would have had 22 two baggers but was called out once for not touching second base. The 149 doubles established a team record.

The defense for the most part was overshadowed by the heavy hitting offense but the Gamecocks turned a school record 68 double plays sparked by the middle infield combo of transfers, Barns at shortstop and Riley Polk at second. Barns transferred from Baptist College (now Charleston Southern University) and Polk spent two years at Clemson.

Barns became the first Gamecock to have 100 hits in a season and batted .351 in 285 at-bats.

Mike Cook was the only pitcher with double digit wins but his 16-2 record represented the second most victories in a season behind Earl Bass' 17-1 record in 1975. Cook also tied the mark with 19 starts and the strikeout record with 168 in 141 innings. Glenn Jenkins had an 8-2 record and left-hander Brian Currie was 6-2. His only loss after April was to Oklahoma State at the College World Series.

Altogether the 1985 Gamecocks established 34 team records and 19 individual marks.

Catcher Jeff Churchich experienced the thrill of playing in the College World Series in his hometown of Omaha. He shared time behind the plate with Scott Lambert, who threw out 14 base runners attempting to steal, three of them in World Series games. Both also saw time as the designated hitter. Lambert batted .292 with seven homers. Churchich hit .294 and also had seven home runs.

Eddie Lendenski, a pinch hitting specialist, had five homers and a .274 average. Lendenski's most dramatic hit was a two-out ninth inning two-run homer that defeated Virginia Tech.

While the 1985 Gamecock lost both of their World Series decisions, the 1-0 loss to Arkansas was one of the greatest games in Rosenblatt Stadium history. The Razorbacks pushed across a run with two outs in the bottom of the 14th inning to end the second longest CWS game ever.

Cook started against Arkansas and pitched seven scoreless innings. Senior right-hander Bo Taylor, the sixth Carolina pitcher, worked the 14th inning, and was charged with the loss.

To earn the bid to the NCAA Tournament, South Carolina swept a six-game series with in-state rival Clemson, beat Metro Conference rival Virginia Tech five out of seven meetings and took two of three from Big Ten member Ohio State and frequent College World Series qualifier Maine.

Cook was a first team selection on the All-America teams selected by the coaches and by Baseball America. He was the first round draft selection by the California Angels and appeared in 41 major league games, 1986-93. Hollins, a freshman in 1985, was the other player from the '85 team to make it to the majors. In 12 years, 1990-2002, he played in 983 games and reached the MLB World Series in 1993 with the Philadelphia Phillies.

1985 Roster

1	Mark Taylor	INF/RHP
2	Eddie Lendenski	1B/3B
4	Keith Killian	OF/DH
5	Mark Nelson	C
6	Clint Sawyer	LHP
7	Bobby Miller	2B
8	Wade Hatcher	OF/2B
9	Rob Rinehart	OF
10	Derek White	C
11	Larry Price	RHP/DH
12	Jeff Barns	SS
13	Garrett Carter	OF
14	Dave Hollins	3B
15	Mike Cook	RHP/1B
17	Scott Mackie	OF
18	Lewis Jenkins	SS
19	Glenn Jenkins	RHP
20	Casey Reed	RHP
21	Scott Lambert	C
22	Jeff Churchich	C/1B
23	Brian Currie	LHP
24	Rex Perozo	LHP
25	Joe Datin	1B
26	Bo Taylor	RHP
27	Steve Boley	RHp
29	Scott Bailey	LHP
31	Jeff Morris	OF
32	Charlie Aldrich	OF

Head Coach: June Raines
Asst. Coach: Johnny Hunton

Team Leaders

Batting Average	Rob Rinehart (.390)
Home Runs	Joe Datin (23)
Wins	Mike Cook (16)
Earned Run Average	Mike Cook (1.91)



2002 (57-18) - 2nd at College World Series

South Carolina head coach Ray Tanner vowed he would never attend the College World Series until he took a team there. He and the Gamecocks made it to Omaha in 2002 for his first trip and the sixth Carolina trip to the CWS.

It began in February with a nine-game win streak and ended in late June before 24,089 fans on college baseball's biggest stage, the national championship game in Johnny Rosenblatt Stadium.

It had been 17 years since South Carolina had made it to the World Series and success came after two disappointments. South Carolina won regional tournaments in 2000 and 2001 but 3-2 one-run deciding game super regional losses to Louisiana-Lafayette and Stanford denied a trip to Nebraska.

Just a few of the highlights of 2002 included a school record 75 games, a record 57 victories, a Southeastern Conference championship, a third consecutive regional title, a super regional championship and a battle through the loser's bracket to the national championship game.

It might be said the Gamecocks did it the hard way. They trailed defending national champion Miami in the deciding super regional game before rallying for five ninth inning runs to win 6-4.

After being shut out 11-0 by Georgia Tech in the opening game of the World Series, the Gamecocks defeated home state favorite Nebraska, Georgia Tech in a rematch and Palmetto State rival Clemson twice to advance to center stage against Texas.

Along the way the Gamecocks broke or tied more than 50 team and individual records.

The Southeastern Conference championship was the second in three years for Carolina, which won nine of 10 conference series in compiling a 21-8 SEC record. The only series loss was to Arkansas and Carolina avenged that by defeating the Razorbacks twice in the Southeastern Conference tournament.

The season produced three All-America players, the

SEC Player of the Year, four all-conference selections, three SEC all-tournament choices, five members of the all-regional team and the Scholar Athlete of the Year in the Southeastern Conference.

Senior Blake Taylor, who led the nation with 21 saves, first baseman Yaron Peters, who hit 29 home runs and drove in 95, were first team All-America and shortstop Drew Meyer made second team.

Peters batted .377 and was SEC Player of the Year. Peters, Taylor, Meyer and designated hitter Trey Dyson were named to the All-SEC team. Dyson won the H. Boyd McWhorter Award as the top male student-athlete in the SEC with a 3.74 grade point average in Business Administration.

The only pitcher with double digit wins was left-hander Gary Bell (10-3). Left-hander David Marchbanks was 9-4 and three others won seven games. Five regulars batted better than .300 and the team hit 122 home runs and 178 doubles.

In the regional, Carolina defeated Virginia Commonwealth and North Carolina twice with one loss to the Tar Heels, to advance to the super regional against defending champion Miami. Carolina won the first game 10-7, led by third baseman Brian Buscher's four hits that included his 14th home run. The Gamecocks lost the second game 5-2 to set up the dramatic ninth inning rally in the showdown game.

Miami was the home team and led 4-1 after eight innings but Peters doubled and Buscher singled to open the ninth. Pinch hitter Dyson doubled to score Peters with Buscher also scoring on the play off a Miami error and beating out a throw at home plate. Pinch hitter Garris Gonce doubled to tie the score with a bunt, wild pitch and passed ball scoring the final two runs. Carolina held off a Miami threat in the bottom of the ninth for a 6-4 victory.

A media poll nominated Carolina as most likely to be the first team eliminated in Omaha and it looked that way when sophomore Kyle Bakker shut the Gamecocks out 11-0 on six hits while Georgia Tech pounded five Gamecock pitchers for 19 hits.

Carolina had to face home state favorite Nebraska in the first elimination game. The Gamecocks trailed 4-0 after three innings but scored five runs in the fourth. The game went into the ninth inning tied 8-8. Meyer walked and Peters hit his 29th home run. Carolina prevailed 10-8 but faced a rematch with Georgia Tech. Freshman Aaron Rawl gave up 14 hits but

pitched a complete game in a 9-5 win. Justin Harris and Steve Thomas homered for the Gamecocks.

Clemson won three of four regular season games with Carolina and the Tigers were 2-0 in the World Series when the Palmetto State entries squared off. Carolina ripped four Clemson pitchers for 15 hits including two home runs by Dyson and one each by Thomas and Landon Powell. Carolina won 12-4. Freshman left-hander Matt Campbell was the winner with 5.1 innings of two-hit shutout relief.

The Gamecocks faced Clemson again and Steven Bondurant pitched a complete game to eliminate the Tigers 10-2. Carolina had 13 hits, three by Kevin Melillo and Powell drove in three runs.

Texas advanced undefeated through three games with Carolina playing five to reach the finals. Carolina managed 10 hits but the pitching staff couldn't contain the Longhorn bats in a 12-6 loss for the title.

2002 Roster

3	Matt Campbell	LHP
4	Jon Coutlangus	OF
5	Justin Harris	INF/OF
7	Drew Meyer	SS
8	Tim Seaton	RHP/OF
10	Landon Powell	C
11	Matt Riddle	OF
12	Cliff Donald	RHP
13	Steven Bondurant	LHP
14	Aaron Rawl	RHP
15	Steve Thomas	OF
16	Gary Bell	LHP
17	Trey Dyson	1B
18	Brian Buscher	INF
20	John Wesley	RHP
22	Garris Gonce	OF
25	Chris Spigner	RHP
26	Jared Greenwood	C
27	Kevin Melillo	INF
28	Chris Hernandez	RHP
30	Rico Bravo	RHP
32	Yaron Peters	1B
33	Rocky Evans	RHP
34	Steven Whetstone	RHP
36	David Marchbanks	LHP
39	Jason Ross	OF
42	Blake Taylor	RHP
44	Adam Tolman	3B
45	Demetric Smith	1B
46	Matt Wilson	RHP
47	Kyle Pope	OF
50	Tony Adler	RHP

Head Coach: Ray Tanner
 Asst. Coach: Jim Toman
 Asst. Coach: Jerry Meyers
 Asst. Coach: Stuart Lake
 Student Asst. Coach: Fox Beyer

Team Leaders

Batting Average	Yaron Peters (.377)
Home Runs	Yaron Peters (29)
Wins	Gary Bell (10)
Earned Run Average	Matt Campbell (2.43)



CAROLINA GAMECOCKS

STAFF

PLAYER PROFILES

OPPONENTS

SEASON IN REVIEW

HISTORY & RECORDS

2003 (45-22) - 5th at College World Series

CAROLINA GAMECOCKS

STAFF

PLAYER PROFILES

OPPONENTS

SEASON IN REVIEW

HISTORY & RECORDS

The 2003 Gamecocks got off to a slow start in the Southeastern Conference race but swept their final nine conference games to win the Eastern Division for the fourth time in five years. Carolina advanced to the College World Series with five straight NCAA regional and super regional victories.

South Carolina advanced to the World Series for the second consecutive year and seventh time dating back to 1975. Prospects appeared dim after a 1-5 start in conference play but Carolina rallied to a 7-8 mark halfway through the conference season and went 12-3 the second half for a final SEC record of 19-11.

Carolina received its 19th bid to the NCAA Tournament but the Gamecocks didn't land a regional host site. Instead, the Gamecocks were shipped to Atlanta as the second seed to host Georgia Tech. Others in the four-team regional field were East Carolina and Stetson. Carolina had won eight of nine regionals played at Sarge Frye Field but in nine tries had never won a

regional played away from home.

Atlanta in 2003 was destined to be a first. It began with a 4-0 shutout of East Carolina behind a five-hit complete game by right-hander Chris Hernandez. Stetson upset tournament favorite Georgia Tech.

A second consecutive complete game, this one by All-America left-hander David Marchbanks, produced a 7-2 win over Stetson. With one win left to clinch, left-hander Steven Bondurant pitched seven strong innings and Aaron Rawl contributed two hitless innings in a 9-3 win that sent Carolina to the super regional. Since number one seed Georgia Tech was eliminated in two games, South Carolina was awarded the host site for the super regional.

The North Carolina Tar Heels were the opponent in a rematch from 2002 when South Carolina went to Omaha by winning two of three over North Carolina. This time it was a Gamecock sweep, dispatching the Tar Heels 5-4 and 14-4.

The road to Omaha was paved by a host of heroes. Catcher Landon Powell homered four times in the regional and super regional with 10 runs batted in. He had 11 hits in 20 at bats. Third baseman Brian Buscher homered twice and drove in seven runs. Shortstop Justin Harris had 11 hits. Freshman right fielder Steven Tolleson batted .400, first baseman Bryan Triplett .391, second baseman Kevin Melillo .368, freshman left fielder Michael Campbell .333 and designated hitter Nick Gardiner .308 during the surge.

The Gamecocks managed one win in Omaha. After only two hits and being shut out by Stanford 8-0, Carolina remained alive by outscoring fellow Southeastern Conference member LSU 11-10 in an elimination game. The dream of a national championship ended with a second loss to Stanford, 13-6, who advanced to the finals but lost the title to Rice.

In the win over LSU, Carolina stormed ahead 6-0 before falling behind to the Tigers in the middle innings by scoring three times in the bottom of the eighth inning to eliminate the Bayou Bengals. LSU bunched all of its runs in the second, third, fourth and fifth innings before sophomore left-hander Matt Campbell silenced the Tiger bats. He allowed two hits in 5.1 innings. It was Campbell's second College World Series win. He had defeated Clemson in Omaha as a freshman.

A single by Buscher and an error scored two runs to tie the score in the eighth inning before Powell drove in the go

ahead run with a double. Harris and Melillo had solo home runs.

Stanford's 17-hit attack in the second meeting sent the Gamecocks home. Buscher, Triplett and Tolleson homered in a losing cause.

Buscher won the Southeastern Conference batting title with a .393 average and was third team All-America. Marchbanks, with a 15-3 record and a 2.73 earned run average in 135.1 innings, was Southeastern Conference Pitcher of the Year and a first team All-America.

Marchbanks became the first South Carolina pitcher in 29 years to win two games in the same day when he defeated Mississippi State with three relief innings of a rain suspended game from the previous day and then worked 7.2 innings to down the Bulldogs 2-1. Matt Campbell was named SEC Pitcher of the Week three times and was selected to the USA Baseball National team coached by Ray Tanner.

Harris had a 17-game hitting streak. Buscher began the season with a 14-game streak and had another streak of 13 games. The team batting average was .306 and the .973 fielding average was just two percentage points below the school record of .975.

Melillo set a second base record when he had nine assists in an 8-5 win over LSU at Baton Rouge.

2003 also marked the year of the "Dirty Dozen," as first coined by local Columbia writer Ron Morris. With the season in the balance, 12 returning players from the previous season brought the entire team together for a team "bonfire". Surrounding a metal barrel at Sarge Frye Field, the Gamecocks started a fire with each player tossing a personal item of theirs, sacrificing for a showing of a team unity. The Dirty Dozen (Steven Bondurant, Rico Bravo, Brian Buscher, Jon Coutlangus, Justin Harris, Chris Hernandez, David Marchbanks, Kevin Melillo, Landon Powell, Matt Riddle, Tim Seaton and Demetric Smith.)


2003 Roster

2	Tim Seaton	OF/RHP
3	Matt Campbell	LHP
4	Jon Coutlangus	OF
5	Justin Harris	INF
6	Stephen Broome	RHP
7	Michael Campbell	OF
8	Stephen Tolleson	INF
9	Bryan Triplett	INF
10	Landon Powell	C
11	Matt Riddle	OF
12	Cliff Donald	RHP
13	Steven Bondurant	LHP
14	Aaron Rawl	RHP
15	Forrest Beverly	LHP
16	Sadry Cafe'	OF
18	Brian Buscher	INF
22	Zach Reeves	LHP
23	John Gregory	LHP
24	Trey McDaniel	1B
25	Hank Parks	1B
27	Kevin Melillo	INF
28	Chris Hernandez	RHP
29	Davy Gregg	OF
30	Rico Bravo	RHP
34	Conor Lalor	RHP
36	David Marchbanks	LHP
38	Nick Gardiner	OF
42	Wade Jordan	RHP
45	Demetric Smith	1B
48	Mark Stanley	OF

Head Coach: Ray Tanner
Asst. Coach: Jim Toman
Asst. Coach: Jerry Meyers

Team Leaders

Batting Average	Brian Buscher (.393)
Home Runs	Brian Buscher (15)
Wins	David Marchbanks (15)
Earned Run Average	David Marchbanks (2.73)



2004 (53-17) - 3rd at College World Series

South Carolina opened the 2004 season with an 18-game win streak, struggled in the first half of the Southeastern Conference schedule, rallied to sweep its first SEC Tournament championship, the NCAA regional and super regional and earned a third consecutive trip to the College World Series.

The Gamecocks took a 10-game win streak to Omaha but for the third year in a row had to battle after a first-game loss. After being shut out 2-0 by eventual national champion Cal State Fullerton, the Gamecocks pounded fellow SEC member LSU 15-4 and Miami (Fla.) 15-11 and defeated Cal State Fullerton 5-3, the only team to claim a win over Fullerton in the 2004 World Series.

Fullerton won the third and rubber game meeting 4-0 to end the Gamecock season with a 53-17 final record and third place in the CWS.

The 18-game streak was the second longest in school history. While Carolina had won the SEC championship in 2000 and 2002, the Gamecocks had never won the conference tournament. A 7-6 10-inning win over Ole Miss, a 5-1 decision over Tennessee, a 3-2 victory vs. Arkansas and a 3-2 win over Vanderbilt resulted in a tournament sweep.

Ole Miss scored six runs in the eighth inning and Carolina trailed 6-2 when the Rebels brought ace left-hander Stephen Head in from the bullpen. During the regular season, Head pitched a six-hit complete game 6-1 win over the Gamecocks.

Kevin Melillo started the ninth with a hit but Steve Pearce struck out. Michael Campbell walked but Head then struck out Steven Reinhold. Pinch hitter Hank Parks drove in a run with a single. Then came the dramatics for Carolina as Steven Tolleson hit a three-run homer off the left field foul pole to send the game into extra innings. Carolina won it in the 10th inning when Brendan Winn and Melillo singled and Pearce drove in Winn with a double.

Singles by Melillo, Pearce, Michael Campbell and Davy

Gregg erased a 2-1 Vanderbilt lead and Carolina won 3-2 behind right-hander Zac McCamie to win its first SEC tournament title.

The Gamecocks came home to host the regional with North Carolina, Coastal Carolina and The Citadel also in the field. It was North Carolina's third consecutive post-season trip to Sarge Frye Field.

Carolina used home runs by Steve Pearce, Ryan Mahoney and Mark Stanley, each of which had three RBI, to down The Citadel 12-4. Stanley was in the game because center fielder Davy Gregg had been hit in the head by a pitch and Stanley wound up on the all-tournament team.

Carolina downed North Carolina 5-2 then and would face the Tar Heels again after they eliminated The Citadel. Melillo homered and Steve Pearce had three hits and two RBI as South Carolina moved on to the super regional with a 7-6 win.

Carolina advanced to the super regional for the fifth consecutive year and hosted the final stop before Omaha. East Carolina brought a gaudy 51-11 record to Columbia. Both games in the super regional were close but South Carolina prevailed and qualified for the World Series for the third consecutive year.

Matt Campbell and Jason Fletcher shut the Pirates out until the eighth inning when Fletcher allowed two runs. USC brought Chad Blackwell in to close the game out as he earned his 18th save. Carolina won 4-2 by bunching single runs in the fourth and fifth innings and two runs in the sixth. Michael Campbell was the only Gamecock with two hits and Pearce hit a solo home run.

McCamie improved his record to 7-0 with a relief win in the second game won by the Gamecocks 5-3. Blackwell earned his 19th save and the key hit was an eighth inning double by Tolleson.

The lineup in the World Series almost looked like the Southeastern Conference tournament revisited. Four of the eight teams came from the nation's premier college baseball conference. LSU joined Carolina in its bracket along with Miami (Fla.) and Cal State Fullerton. Georgia and Arkansas were in the other bracket with Arizona and Texas.

Carolina only managed three hits in a 2-0 shutout loss to Cal State Fullerton but came back to eliminate LSU for the

second year in a row. A six-run sixth inning featured a 19-hit Gamecock attack. LSU had 16 hits. The only extra base hit among the 35 by both teams was a ninth inning double by Tolleson. Melillo and Pearce had four singles apiece.

Carolina came out swinging against Miami and led 12-0 after four innings but had to fend off a fierce Hurricane rally to win 15-11. Billy Buckner scattered seven hits over seven innings and led 15-4 to improve his record 7-2. Everyone in the Gamecock batting order had at least one hit.

In the 5-3 win over Fullerton, USC had 12 hits, three by Triplett, who homered and drove in three runs. Fletcher pitched six innings to finish his season with a 6-1 record. Blackwell pitched three perfect innings to earn his 20th save.

Fullerton shut the Gamecocks out for the second time to advance at the series. Carolina managed eight hits, three by Pearce, but couldn't get on the scoreboard.

2004 Roster

2	Heath Rollins	RHP
3	Matt Campbell	LHP
4	Steve Pearce	INF
5	Brendan Winn	OF
6	Mark Stanley	OF
7	Michael Campbell	OF
8	Steven Tolleson	INF
9	Bryan Triplett	INF
10	Landon Powell	C
11	Steven Reinhold	OF
12	Cliff Donald	RHP
13	John Gregory	LHP
14	Aaron Rawl	RHP
16	Tommy King	INF
18	Jason Fletcher	RHP
19	Zac McCamie	RHP
23	Billy Buckner	RHP
25	Hank Parks	1B
26	Chad Blackwell	RHP
27	Kevin Melillo	INF
28	Nick Gardiner	OF
29	Davy Gregg	OF
30	David Cash	INF
38	Arik Hempy	LHP
40	Ryan Mahoney	C
41	Harris Honeycutt	RHP
47	John Adams	OF
48	D.J. Smith	C

Head Coach: Ray Tanner
 Asst. Coach: Jim Toman
 Asst. Coach: Jerry Meyers
 Asst. Coach: Monte Lee

Team Leaders

Batting Average	Steve Pearce (.346)
Home Runs	Steve Pearce (21)
Wins	Aaron Rawl (13)
Earned Run Average	Chad Blackwell (2.57)



CAROLINA GAMECOCKS

STAFF

PLAYER PROFILES

OPPONENTS

SEASON IN REVIEW

HISTORY & RECORDS