





OPPONENTS

2004-05 Non Conference Opponents

Appalachian State

December 1 • 7:30 pm
The Colonial Center (18,000)
Columbia, S.C.



152

2004-05 OPPONENTS

GENERAL INFORMATION

Location: Boone, N.C.
Founded: 1899
Enrollment: 13,500
Chancellor: Dr. Kenneth Peacock
Faculty Representative: Dr. Alan Hauser
Athletic Director: Roachel Laney
Nickname: Mountaineers
Colors: Black and Gold
Facility (Capacity):
Holmes Convocation Center (8,325)

PHONE DIRECTORY

Athletic Department: (828) 262-4010
Sports Information: (828) 262-7602
Sports Information FAX: (828) 262-6106
Press Row Phone: (828) 262-7060

SPORTS INFORMATION

Basketball SID: Joanna Riley
Home Phone: 828-297-2336
E-mail: rileyjr@appstate.edu
Mailing Address:
Box 32116
Boone, NC 28608
Overnight Address:
307 Varsity Gym
Boone, NC 28608
Website: www.goasu.com

SERIES INFORMATION

Series Record: South Carolina leads, 2-0
In Columbia: South Carolina leads, 2-0
In Boone: Have Never Met
Neutral: Have Never Met
First Meeting:
SC, 71-56 (Nov. 30, 2002), at Columbia
Last Meeting:
SC, 78-58 (Jan. 2, 2004), at Columbia

BASKETBALL INFORMATION

Head Coach (Alma Mater, Year):
Houston Fancher (Middle Tennessee, 1988)
Record at Appalachian State (Years):
49-69 (Four years)
Overall Record (Years):
93-110 (Seven years)
Record vs. South Carolina: 0-1
Assistant Coaches (Alma Mater, Year):
Matt McMahan (App. State, 2000);
Tony Pujols (Sterling, 1989)
Ahmad Smith (App. State, 2004)

2003-04 Records:

9-21, 4-12 Southern (6th-North)
Post Season Play: None
Lettermen Returning/Lost: 10/4
Starters Returning/Lost: 4/1

HOTEL HEADQUARTERS


Appalachian State in Columbia: Travel day of the game.

2004-05 MOUNTAINEER ROSTER

No.	Name	Pos.	Hgt.	Wgt.	Class	Hometown	PPG	RPG
0	Demetrius Scott	G	6-2	190	So.	Orlando, Fla.	2.2	0.7
1	Corwin Davis	G	5-11	175	Sr.	Raleigh, N.C.	6.3	2.1
2	Jeremy Clayton	F	6-7	215	Fr.	Greensboro, N.C.	N/A	
3	Vincent James	F	6-6	195	Fr.	Charlotte, N.C.	N/A	
4	Nathan Cranford	G	6-2	190	So.	Harrisburg, N.C.	0.6	0.6
11	D.J. Thompson	G	5-8	170	So.	Raleigh, N.C.	5.9	1.6
14	Derek Thomas	F	6-4	230	Jr.	College Park, Ga.	8.9	5.1
15	Cortney Polk	G	5-9	170	Jr.	Charlotte, N.C.	0.4	0.0
21	Clint Deas	F	6-8	235	Sr.	Garner, N.C.	2.1	2.6
22	Lennox Marshall	F	6-8	250	Jr.	Charlotte, N.C.	DNP	DNP
24	Jay McMillian	F	6-7	195	Fr.	Raleigh, N.C.	N/A	
25	Herbert Jones	F	6-7	210	Sr.	Petersburg, Va.	4.5	2.7
32	Chris McFarland	F	6-5	200	Sr.	Jonesboro, Ga.	11.7	5.0
33	Noah Brown	G	6-1	175	Sr.	Keene, Texas	13.1	2.5
41	Douglass McLaughlin-Williams	F	6-8	220	Fr.	Reston, Va.	N/A	



Houston Fancher



Chris McFarland

2004-05 Schedule

Nov. 20	Erskine
Nov. 24	at Virginia
Nov. 27	Tennessee Tech
Nov. 29	James Madison
Dec. 1	at South Carolina
Dec. 6	USC-Spartanburg
Dec. 11	at Wofford*
Dec. 18	Milligan
Dec. 22	at Vanderbilt
Dec. 30	at Miami
Jan. 5	East Tennessee State*
Jan. 8	UNC Greensboro*
Jan. 11	at Davidson*
Jan. 15	at Georgia Southern*
Jan. 18	Elon*
Jan. 22	College of Charleston*
Jan. 24	at Chattanooga*
Jan. 29	at East Tennessee State*
Jan. 31	at Longwood
Feb. 3	The Citadel*
Feb. 7	at Western Carolina*
Feb. 12	Chattanooga*
Feb. 14	Furman*
Feb. 16	Longwood
Feb. 19	at UNC Greensboro*
Feb. 21	Western Carolina*
Feb. 26	at Elon*
Mar. 2-5	Southern Conference Tournament%

* - Southern Conference Game
% - at Chattanooga, Tenn.

2003-04 Results

Monmouth#	L	69-65
Boston College#	L	92-67
LaSalle#	W	59-48
George Washington	L	76-62
St. Francis (N.Y.)	L	68-63
at The Citadel*	W	72-62
George Washington	W	80-77
Piedmont College	W	92-36
at Charlotte	L	85-64
at Southern Methodist	W	85-82
at Tennessee Tech	L	86-78
at Vanderbilt	L	63-48
James Madison	W	58-55
at South Carolina	L	78-58
Elon*	W	81-58
Wofford*	L	99-92
at Chattanooga*	W	94-77
UNC Greensboro*	L	74-61
East Tennessee State*	L	93-80
at Elon*	L	76-69
at Furman*	L	85-74
Georgia Southern*	L	81-77
at East Tennessee State*	L	66-63
at College of Charleston*	L	65-63
Western Carolina*	L	64-62
at UNC Greensboro*	W	82-60
Chattanooga*	L	74-49
Davidson*	L	64-63
at Western Carolina*	L	86-69
College of Charleston*	L	71-61

* - Southern Conference Game
^ - Southern Conference Tournament Game (Charleston, S.C.)

2004-05 Non Conference Opponents



Oliver Purnell

Sharrod Ford

2004-05 Schedule

Nov. 6	Carson-Newman (exh.)
Nov. 19	Hampton
Nov. 23	UNC Asheville
Nov. 26	at Boston College
Dec. 1	Ohio State
Dec. 4	at South Carolina
Dec. 11	Charleston Southern
Dec. 14	Norfolk State
Dec. 17	The Citadel
Dec. 21	UAB (Rainbow Classic)*
Dec. 22	TBA (Rainbow Classic)*
Dec. 23	TBA (Rainbow Classic)*
Dec. 29	East Carolina
Jan. 2	at Duke
Jan. 8	Wake Forest
Jan. 12	at Florida State
Jan. 15	at Virginia Tech
Jan. 19	North Carolina
Jan. 22	at Virginia
Jan. 26	at Miami
Jan. 29	NC State
Feb. 1	Maryland
Feb. 8	Georgia Tech
Feb. 12	Miami
Feb. 16	Georgia%
Feb. 19	at North Carolina
Feb. 22	at Maryland
Feb. 27	Florida State
Mar. 1	Virginia Tech
Mar. 5	at Georgia Tech
Mar. 10-13	ACC Tournament!
^ - Honolulu, HI	
% - Bi-Lo Center in Greenville, S.C.	
! - ACC Tournament in Washington, D.C.	

2003-04 Results

Team Nike (exh.)	W	85-68
EA Sports All-Stars (exh.)	W	89-76
Gardner-Webb	W	86-55
High Point	W	88-81
Wofford	W	84-77
at Purdue%	L	76-64
South Carolina	L	76-61
Georgia	L	61-56
East Tennessee State	W	(OT) 100-86
at Cincinnati	L	79-56
South Carolina State	W	77-74
Radford	W	74-58
Boston College	W	72-62
Duke*	L	73-54
at Wake Forest*	L	78-63
Florida State*	W	53-48
at North Carolina State*	L	86-69
at Virginia*	L	61-50
Maryland*	L	65-52
at Georgia Tech*	L	76-69
North Carolina*	W	81-72
at Duke*	L	81-55
Wake Forest*	L	82-67
at Florida State*	L	65-52
North Carolina State*	W	60-55
Virginia*	L	58-55
at Maryland*	L	70-49
Georgia Tech*	L	79-60
at North Carolina*	L	69-53
Virginia*	L	(OT) 83-79

% - ACC-Big Ten Challenge
 * - Atlantic Coast Conference Game
 ^ - ACC Tournament Game (Greensboro, N.C.)

Clemson

December 4 • 7:30 pm (FSN)
 The Colonial Center (18,000)
 Columbia, S.C.



GENERAL INFORMATION

Location: Clemson, S.C.
 Founded: 1889
 Enrollment: 15,873
 President: James F. Barker
 Faculty Representative: Dr. Cecil Huey
 Athletic Director: Terry Don Phillips
 Nickname: Tigers
 Colors: Burnt Orange and Northwest Purple
 Facility (Capacity):
 Littlejohn Coliseum (10,000)

PHONE DIRECTORY

Athletic Department: (864) 656-2114
 Sports Information: (864) 656-2114
 Sports Information FAX: (864) 656-0299
 Press Row Phone: (864) 654-3326

SPORTS INFORMATION

Basketball SID: Tim Bourret
 Home Phone: (864) 888-3490
 E-mail: btimoth@clemson.edu
 Mailing Address:
 Sports Information
 P.O. Box 31
 Clemson, SC 29633

Overnight Address:

Sports Information
 100 Perimeter Road
 Clemson, SC 29633

Website: www.clemsontigers.com

SERIES INFORMATION

Series Record: South Carolina leads, 86-68
 In Columbia: South Carolina leads, 53-23
 In Clemson: Clemson leads, 42-30
 Neutral: Series Tied, 3-3
 First Meeting:
 SC, 39-18 (Feb. 6, 1913), at Columbia
 Last Meeting:
 SC, 76-61 (Dec. 6, 2003), at Clemson

BASKETBALL INFORMATION

Head Coach (Alma Mater, Year):
 Oliver Purnell (Old Dominion, 1975)
 Record at Clemson (Years):
 10-18 (1 year)
 Overall Record (Years):
 266-209 (16 years)
 Record vs. South Carolina: 0-1
 Assoc. Head Coach (Alma Mater, Year):
 Ron Bradley (Eastern Nazarene, 1974)
 Assistant Coaches (Alma Mater, Year):
 Kevin Nickelberry (Virginia Wesleyan, 1986)
 Frank Smith (Old Dominion, 1988)
 2003-04 Records:
 10-18, 3-13 Atlantic Coast (9th)
 Post Season Play: None
 Lettermen Returning/Lost: 8/4
 Starters Returning/Lost: 3/2

HOTEL HEADQUARTERS

Clemson in Columbia:
 Travel Day of the Game

2004-05 TIGER ROSTER

No.	Name	Pos.	Hgt.	Wgt.	Class	Hometown	PPG	RPG
3	Vernon Hamilton	G	6-0	190	So.	Richmond, Va.	7.3	3.7
4	Steve Allen	C	6-10	230	R-Jr.	Fort Lauderdale, Fla.	0.8	1.0
5	Sharrod Ford	F	6-9	220	Sr.	Suitland, Md.	11.9	7.2
12	Olu Babalola	F	6-6	255	Sr.	London, England	9.0	4.6
15	Cheyenne Moore	F	6-6	190	Fr.	South Kent, Conn.	#16.5	7.0
20	Troy Mathis	G	6-0	200	Fr.	Raleigh, N.C.	#21.0	5.0
21	Jimmy Hudson	G	6-4	195	So.	Eustis, Fla.	0.4	0.3
22	Shawan Robinson	G	6-2	170	Jr.	Raleigh, N.C.	10.8	3.1
25	Cliff Hammonds	G	6-3	175	Fr.	Cairo, Ga.	#22.0	7.5
32	Sam Perry	F	6-5	190	Fr.	Piedmont, S.C.	#27.4	14.0
33	Akin Akingbala	F	6-9	220	Jr.	Lagos, Nigeria	4.8	4.6
44	James Mays	F	6-9	215	Fr.	Garner, N.C.	#19.8	11.0

#- High School Averages

2004-05 Non Conference Opponents

East Carolina

December 20 • 6:30 pm (CSS)
 GMAC Bowl (Mitchell Center 10,000)
 Mobile, Ala.



154

2004-05 OPPONENTS

GENERAL INFORMATION

Location: Greenville, N.C.
 Founded: 1907
 Enrollment: 21,979
 Chancellor: Dr. Steve Ballard
 Faculty Representative: Dr. David Dosser
 Athletic Director: Terry Holland
 Nickname: Pirates
 Colors: Purple and Gold
 Facility (Capacity):
 Williams Arena at Minges Coliseum (8,000)

PHONE DIRECTORY

Athletic Department: (252) 328-4522
 Sports Information: (252) 328-4522
 Sports Information FAX: (252) 328-4528
 Press Row Phone: (252) 328-0135

SPORTS INFORMATION

Basketball SID: Jody Jones
 Home Phone: (252) 215-5623
 E-mail: jonesjod@mail.ecu.edu
 Mailing Address:
 ECU Media Relations
 Ward Sports Medicine Building
 Greenville, N.C. 27858
 Overnight Address:
 Same
 Website: www.ecupirates.com

SERIES INFORMATION

Series Record: Tied 5-5
 In Columbia: Tied 3-3
 In Greenville: Tied 2-2
 Neutral: Have not met
 First Meeting:
 SC, 75-62 (Dec. 18, 1968), at Columbia
 Last Meeting:
 ECU 56-34 (Dec. 19, 2002), at Columbia

BASKETBALL INFORMATION

Head Coach (Alma Mater, Year):
 Bill Herrion (Merrimack, 1981)
 Record at East Carolina (Years):
 61-79 (5 years)
 Overall Record (Years):
 228-150 (13 years)
 Record vs. South Carolina:
 Assoc. Head Coach (Alma Mater, Year):
 Greg Herenda (Merrimack, 1983)
 Assistant Coaches (Alma Mater, Year):
 Dino Presely (Kutztown, 1993)
 George Stackhouse (ECU, 1991)
 2003-04 Record:
 13-14, 5-12 (C-USA, 11th)
 Post Season Play: None
 Lettermen Returning/Lost: 4/7
 Starters Returning/Lost: 2/3
 HOTEL HEADQUARTERS
 South Carolina in Mobile: Marriott - Mobile
 3101 Airport Blvd. Mobile, Ala. 36606

2004-05 PIRATE ROSTER

No.	Name	Pos.	Hgt.	Wgt.	Class	Hometown	PPG	RPG
4	Marvin Kilgore	G	6-3	190	Fr.	Philadelphia, Pa.	22.0	7.0
10	Japhet McNeil	G	5-11	170	So.	Brooklyn, N.Y.	4.4	1.7
12	Taylor Gagnon	F	6-6	190	Fr.	Greenville, N.C.	15	9.0
20	Josh King	G	5-11	175	Fr.	Trinity, N.C.	27.1	N/A
21	Tom Hammonds, Jr.	G	6-4	200	Fr.	Crestview, Fla.	11.6	N/A
23	Corey Rouse	F	6-8	195	Jr.	Kinston, N.C.	4.3	3.4
25	Moussa Badiane	C	6-10	220	Sr.	Les Ulis, France	8.5	6.3
31	Jonathan Hart	F	6-6	180	Fr.	Roselle, N.J.	25.0	14.0
32	Charles Bronson	C	6-10	230	Fr.	Philadelphia, Pa.	19.0	11.0
34	Mike Cook	G	6-4	220	So.	Philadelphia, Pa.	10.4	3.5
35	Mike Castro	F	6-7	225	Jr.	Brooklyn, N.Y.	13.7	11.6

- High School Averages



Bill Herrion



Moussa Badiane

2004-05 Schedule

Nov. 4 Newberry (exhibition)
 Nov. 11 Barton (exhibition)

BCA Invitational

Nov. 17 Pepperdine
 Nov. 18 vs. Oregon State or Siena
 Nov. 19 vs. NC State, Elon, Fairleigh Dickinson or New Orleans

Nov. 23 Gardner-Webb
 Nov. 28 Belmont Abbey
 Dec. 1 Toledo
 Dec. 7 Western Carolina
 Dec. 12 Old Dominion
 Dec. 17 Winthrop

Coors Classic Tournament

Dec. 20 South Carolina
 Dec. 29 Clemson
 Jan. 3 St. Andrews
 Jan. 5 USF*
 Jan. 8 Charlotte*
 Jan. 12 Cincinnati*
 Jan. 15 UAB*
 Jan. 19 Louisville*
 Jan. 22 DePaul*
 Jan. 26 Saint Louis*
 Jan. 29 Charlotte*
 Feb. 2 Memphis*
 Jan. 5 TCU*
 Feb. 12 Marquette*
 Feb. 16 UAB*
 Feb. 19 USF*
 Feb. 23 Southern Miss*
 Feb. 26 Houston
 Mar. 5 Tulane
 Mar. 9-12 Conference USA Tournament (Memphis, Tenn.)

* - C-USA game

2003-04 Results

Campbell	W	93-54
UNC Pembroke	W	100-59
Coastal Carolina	W	76-59
at George Mason	L	76-65
North Carolina A&T	W	86-53
Gardner-Webb	W	76-59
Hampton	W	77-53
Virginia Tech^	W	74-67
Radford	W	87-50
at Mississippi	L	65-49
UAB*	L	71-68
at Charlotte*	L	81-65
Louisville*	L	76-66
at Houston*	L	55-53
at Saint Louis*	L	70-47
at Cincinnati*	L	80-57
DePaul*	L	70-65
at USF*	W	59-57
Charlotte*	L	(OT) 96-90
Memphis*	L	79-73
at UAB*	L	72-69
Tulane*	W	76-66
TCU*	W	75-70
USF*	W	69-60
at Marquette*	L	77-73
at Southern Miss*	W	63-50
Louisville!	L	61-54

^ - at Norfolk, Va.


* - Conference USA Game

! - Conference USA Tournament at Cincinnati, Ohio

2004-05 Non Conference Opponents



Bill Self



Wayne Simien

2004-05 Schedule

Nov. 7	Emporia State (exh.)
Nov. 14	Washburn (exh.)
Nov. 19	Vermont
Nov. 23	St. Joseph's
Nov. 29	Nevada
Dec. 4	Pacific
Dec. 11	UL-Lafayette
Dec. 18	South Carolina
Dec. 22	Wisconsin-Milwaukee*
Jan. 1	Georgia Tech
Jan. 5	Texas A&M*
Jan. 9	at Kentucky
Jan. 12	at Iowa State*
Jan. 15	at Colorado*
Jan. 19	Nebraska*
Jan. 22	at Villanova
Jan. 25	at Baylor*
Jan. 29	Texas*
Jan. 31	Missouri*
Feb. 5	at Nebraska*
Feb. 9	at Kansas State*
Feb. 12	Colorado*
Feb. 14	at Texas Tech*
Feb. 19	Iowa State*
Feb. 21	at Oklahoma*
Feb. 27	Oklahoma State*
Mar. 2	Kansas State*
Mar. 6	at Missouri*
Mar. 10-13	Big 12 Tournament!

* - Kemper Arena at Kansas City, Mo.
* - Big 12 Game
! - Big 12 Tournament at Kemper Arena

2003-04 Results

UT Chattanooga	W	90-76
Michigan State	W	81-74
at Texas Christian	W	85-66
Stanford*	L	64-58
Fort Hays State	W	80-40
Oregon%	W	77-67
UC Santa Barbara&	W	72-52
Nevada&	L	75-61
Binghamton	W	78-46
Villanova	W	86-79
at Colorado*	W	77-62
Kansas State*	W	73-67
at Texas A&M*	W	71-65
Richmond	L	69-68
Colorado*	W	78-57
at Kansas State*	W	78-70
at Iowa State*	L	68-61
Missouri*	W	65-56
Texas Tech*	W	96-77
at Oklahoma State*	L	80-60
at Nebraska*	L	74-55
Baylor*	W	74-54
Iowa State*	W	90-89 (OT)
at Texas*	L	82-67
Oklahoma*	W	79-58
Nebraska*	W	78-67
at Missouri*	W	84-82
Missouri!	W	94-69
Texas!	L	64-60
Illinois-Chicago\$	W	78-53
Pacific&	W	78-63
UAB&	W	100-74
Georgia Tech&	L	79-71 (OT)

* - Wooden Classic at Anaheim, Calif.
% - Feist Shootout at Kansas City, Mo.
% - Dodge Holiday Classic at Reno, Nev.
* - Big 12 Game
! - Big 12 Tournament at Dallas, Texas
\$ - NCAA Tournament First and Second Round at Kansas City, Mo.
& - NCAA Regional at St. Louis, Mo.

Kansas

December 18 • 8:00 pm (Jayhawk TV)
Allen Fieldhouse (16,300)
Lawrence, Kan.



GENERAL INFORMATION

Location: Lawrence, Kan.
Founded: 1866
Enrollment: 28,849
Chancellor: Dr. Robert Hemenway
Faculty Representative:
Athletic Director: Lew Perkins
Nickname: Jayhawks
Colors: Crimson and Blue
Facility (Capacity):
Allen Fieldhouse (16,300)

PHONE DIRECTORY

Athletic Department: (785) 864-3143
Sports Information: (785) 864-3417
Sports Information FAX: (785) 864-7944
Press Row Phone: (785) 864-3417

SPORTS INFORMATION

Basketball SID: Chris Theisen
Cell Phone: (785) 331-9356
E-mail: theisen@ku.edu
Mailing Address:
Media Relations
1651 Naismith Drive, Room 104
Lawrence, KS 66045-7538
Overnight Address:
Same
Website: www.kuathletics.com

SERIES INFORMATION

Series Record: First Meeting
In Columbia: Have Not Met
In Lawrence: Have Not Met
Neutral: Have Not Met
First Meeting: Have Not Met
Last Meeting: Have Not Met

BASKETBALL INFORMATION

Head Coach (Alma Mater, Year):
Bill Self (Oklahoma State, 1985)
Record at Kansas (Years):
24-9 (1 year)
Overall Record (Years):
231-114 (11 years)
Record vs. South Carolina: 0-0
Assoc. Head Coach (Alma Mater, Year):
Tim Jankovich (Kansas State, 1982)
Assistant Coaches (Alma Mater, Year):
Joe Dooley (George Washington, 1988)
Kurtis Townsend (Western Kentucky, 1982)
2003-04 Records:
24-9, 12-4 Big 12 (T-2nd)
Post Season Play: Round of 32
Lettermen Returning/Lost: 11/5
Starters Returning/Lost: 4/1
HOTEL HEADQUARTERS
South Carolina in Lawrence: Springhill Suites
- Lawrence, One Riverfront Plaza Lawrence,
KS. 66044 (785) 841-2700

2004-05 JAYHAWK ROSTER

No.	Name	Pos.	Hgt.	Wgt.	Class	Hometown	PPG	RPG
1	Jeff Hawkins	G	5-11	180	Jr.	Kansas City, Kan.	1.7	0.6
2	Alex Galindo	F	6-7	205	Fr.	Newark, N.J.	#18.0	0.0
3	Russell Robinson	G	6-1	185	Fr.	New York, N.Y.	#18.0	6.0
5	Keith Langford	G	6-4	215	Sr.	Fort Worth, Texas	15.5	5.0
10	Jeremy Case	G	6-0	165	So.	McAlester, Okla.	1.2	0.5
11	Aaron Miles	G	6-1	175	Sr.	Portland, Ore.	9.1	3.8
15	J.R. Giddens	G	6-5	200	So.	Oklahoma City, Okla.	11.3	3.6
20	Stephen Vinson	G	6-2	190	Jr.	Lawrence, Kan.	0.2	0.0
21	Nick Bahe	G	6-2	185	So.	Lincoln, Neb.	0.7	0.6
23	Wayne Simien	F	6-9	255	Jr.	Leavenworth, Kan.	17.8	9.3
24	Sasha Kaun	C	6-11	235	Fr.	Melbourne, Fla.	#13.0	7.0
25	Michael Lee	G	6-3	215	Sr.	Portland, Ore.	5.5	2.5
32	Darnell Jackson	F	6-8	240	Fr.	Oklahoma City, Okla.	#20.0	12.0
33	C.J. Giles	C	6-10	220	Fr.	Seattle, Wash.	#17.0	12.0
34	Christian Moody	F	6-8	220	Jr.	Asheville, N.C.	1.4	1.0
44	Matt Kleinmann	C	6-10	230	Fr.	Overland Park, Kan.	#14.0	9.0
55	Moulaye Niang	F	6-10	220	Jr.	El Cajon, Calif.	0.9	1.1

- High School Averages

2004-05 Non Conference Opponents

Pittsburgh

December 29 • 7:00 pm (CSS)
 Petersen Events Center (12,508)
 Pittsburgh, Penn.



156

2004-05 OPPONENTS

GENERAL INFORMATION

Location: Pittsburgh, Pa.
 Founded: 1787
 Enrollment: 33,792
 President: Mark Nordenberg
 Faculty Representative: Dr. Susan Albrecht
 Athletic Director: Jeff Long
 Nickname: Panthers
 Colors: Blue and Gold
 Facility (Cap.):
 Petersen Events Center (12,508)

PHONE DIRECTORY

Athletic Department: (412) 624-5550
 Sports Information: (412) 648-8240
 Sports Information FAX: (412) 648-8248
 Press Row Phone: (412) 648-2318

SPORTS INFORMATION

Basketball SID: Greg Hotchkiss
 Home Phone: (412) 434-6433
 E-mail: ghotchkiss@athletics.pitt.edu

Mailing Address:

PO Box 7436
 Petersen Events Center
 Pittsburgh, PA 15213

Overnight Address:

Athletic Media Relations
 3719 Terrace Street
 Pittsburgh, PA 15213

Website: www.pittsburghpanthers.com

SERIES INFORMATION

Series Record: South Carolina leads, 5-0
 In Columbia: South Carolina leads, 3-0
 In Pittsburgh:: South Carolina leads, 2-0
 Neutral: Have not met
 First Meeting:
 SC, 38-35 (Mar. 28, 1934), at Columbia
 Last Meeting:
 SC, 79-72 (Feb. 14, 1976), at Pittsburgh

BASKETBALL INFORMATION

Head Coach (Alma Mater, Year):
 Jamie Dixon (TCU, 1987)
 Record at Pittsburgh (Years):
 31-5 (One year)
 Overall Record (Years):
 Same
 Record vs. South Carolina: 0-0
 Assistant Coaches (Alma Mater, Year):
 Barry Rohrssen (St. Francis, N.Y., 1983)
 Joe Lombardi (Youngstown State, 1981)
 Pat Sandle (San Francisco State, 1987)

2003-04 Records:

31-5, 13-3 Big East (1st)
 Post Season Play: NCAA Sweet 16
 Lettermen Returning/Lost: 10/4
 Starters Returning/Lost: 3/2

HOTEL HEADQUARTERS

Columbia in Pittsburgh: Marriott - City Center
 112 Washington Place, Pittsburgh, Pa 15219
 (412) 471-4000

2004-05 PANTHER ROSTER

No.	Name	Pos.	Hgt.	Wgt.	Class	Hometown	PPG	RPG
0	John DeGroat	F	6-6	210	Fr.	Newburgh, N.Y.	N/A	N/A
1	Keith Benjamin	G	6-2	185	Fr.	Mount Vernon, N.Y.	N/A	N/A
4	Ronald Ramon	G	6-1	175	Fr.	Bronx, N.Y.	N/A	N/A
2	Chevon Troutman	F	6-7	236	R-Sr.	Williamsport, Pa.	9.8	6.2
3	Yuri Demetris	G	6-4	205	R-Sr.	Glenshaw, Pa.	0.8	0.9
5	Dante Milligan	F	6-8	200	R-Fr.	New York, N.Y.	N/A	N/A
11	Carl Krauser	G	6-2	200	R-Jr.	Bronx, N.Y.	15.4	4.9
14	Levon Kendall	F	6-9	220	R-So.	Vancouver, B.C.	1.1	0.9
15	Charles Small	G	5-7	170	R-So.	Detroit, Mich.	N/A	N/A
21	Mark McCarroll	F	6-10	220	R-Sr.	Queens, N.Y.	5.5	2.8
22	Antonio Graves	G	6-3	180	So.	Mansfield, Ohio	2.1	0.6
23	Chris Taft	F	6-10	250	So.	Brooklyn, N.Y.	10.9	7.5
24	Marcus Bowman	G	6-3	180	R-So.	Columbia, S.C.	N/A	N/A
33	Aaron Gray	C	7-0	280	So.	Emmaus, Pa.	1.7	1.5



Jamie Dixon



Chevon Troutman

2004-05 Schedule

Nov. 6	CARNEGIE MELLON (Exh.)
Nov. 14	GANNON (Exh.)
Nov. 20	HOWARD
Nov. 24	ROBERT MORRIS
Nov. 27	LOYOLA (Md.)
Dec. 1	ST. FRANCIS (Pa.)
Dec. 4	DUQUESNE
Dec. 7	vs. Memphis (ESPN) Madison Square Garden
Dec. 11	at Penn State
Dec. 18	COPPIN STATE
Dec. 23	RICHMOND
Dec. 29	SOUTH CAROLINA
Jan. 2	BUCKNELL
Jan. 5	Georgetown *
Jan. 8	at Rutgers *
Jan. 15	Seton Hall *
Jan. 18	at St. John's *
Jan. 22	at Connecticut *
Jan. 29	Syracuse *
Jan. 31	Providence *
Feb. 5	at West Virginia *
Feb. 8	St. John's *
Feb. 12	Notre Dame *
Feb. 14	at Syracuse *
Feb. 20	at Villanova *
Feb. 23	West Virginia *
Feb. 26	Connecticut *
Feb. 28	at Boston College *
March 5	at Notre Dame *

* - Big East Conference game

2003-04 Results

320 All-Stars (exh.)	W	101-85
EA Sports All-Stars (exh.)	W	82-56
Alabama#	W	71-62
St. Francis (Pa.)	W	90-69
Robert Morris	W	75-61
Albany (N.Y.)	W	83-54
at Duquesne	W	59-45
Penn State	W	64-37
Youngstown State	W	57-42
Georgetown (Ky.)	W	79-74
Chicago State	W	79-51
Murray State	W	70-49
Florida State	W	63-56
New Hampshire	W	52-38
Georgia	W	76-55
William Et Mary	W	70-55
Virginia Tech*	W	78-59
at Miami (Fla.)*	W	(20T) 84-80
Notre Dame*	W	74-71
Rutgers*	W	59-49
at Connecticut*	L	68-65
at Syracuse*	W	66-45
Boston College*	W	68-58
St. Johns*	W	71-51
at Notre Dame*	W	66-58
at Seton Hall*	L	(20T) 68-67
Connecticut*	W	75-68
at West Virginia*	W	67-58
at Georgetown*	W	68-58
Syracuse*	L	(OT) 49-46
at Providence*	W	88-61
Villanova*	W	59-45
Virginia Tech^	W	74-61
Boston College^	W	62-53
Connecticut^	L	61-58
Central Florida%	W	53-44
Wisconsin%	W	59-55
Oklahoma State&	L	63-51

- Coaches vs. Cancer Classic (New York, N.Y.)

* - Big East Conference Game

^ - Big East Tournament Game (New York, N.Y.)

% - NCAA Tournament Game (Milwaukee, Wisc.)

& - NCAA Tournament Game (East Rutherford, N.J.)

2004-05 Non Conference Opponents



South Carolina State

December 22 • 8:00 pm
The Colonial Center (18,000)
Columbia, S.C.



Ben Betts



Thurman Zimmerman

2004-05 Schedule

Nov. 3 Claflin (Exhibition)

Nov. 14-16 BCA Classic Milwaukee, WI
(Air Force, Illinois State, Jacksonville State,
Marquette, Ole Miss, Penn State)

Nov. 19 vs. Alabama State
Nov. 23 at Miami
Nov. 28 at Savannah State
Dec. 4 at Morgan State
Dec. 6 at Coppin State
Dec. 13 Savannah State
Dec. 22 at South Carolina

Dec. 29-30 Goosner Holiday
Logan, UT (Northern Arizona, Loyola
Marymount, Utah State)

Jan. 8 Norfolk State
Jan. 10 Hampton
Jan. 15 Howard
Jan. 17 Delaware State
Jan. 22 at Bethune-Cookman
Jan. 24 at Florida A&M
Jan. 29 at Longwood
Jan. 31 at Maryland-E. Shore
Feb. 5 Morgan State
Feb. 7 Coppin State
Feb. 12 at Norfolk State
Feb. 14 at Hampton
Feb. 19 at Howard
Feb. 21 at Delaware State
Feb. 26 Bethune-Cookman
Feb. 28 Florida A&M
Mar. 5 at North Carolina A&T

Mar. 7-12 MEAC Tourney
Richmond, VA

2003-04 Results

at Oral Roberts	L	63-60
at Eastern Washington	W	71-51
at Florida State	L	81-46
The Citadel	W	65-51
Longwood	W	78-56
at Clemson	L	77-74
at South Carolina	L	86-50
at La Salle	L	76-63
at Middle Tennessee State	L	86-76
at Hampton*	W	68-66
at Norfolk State*	L	67-56
at North Carolina A&T*	W	69-62
Maryland-Eastern Shore*	W	78-53
at Morgan State*	L	62-57
at Coppin State*	W	63-57
Bethune-Cookman*	W	71-69
Florida A&M*	W	86-62
at Howard*	W	78-67
Delaware State*	W	60-42
Hampton*	W	83-55
Norfolk State*	L	88-74
at Maryland-Eastern Shore*	L	64-61
Morgan State*	W	86-77
Coppin State*	W	68-65
at Bethune-Cookman*	W	72-62
at Florida A&M*	W	75-66
North Carolina A&T*	W	78-56
Maryland-Eastern Shore*	W	84-56
Florida A&M*	L	65-53

* - Mid Eastern Athletic Conference game

^ - Mid Eastern Athletic Conference Tournament

General Information

Location: Orangeburg, S.C.

Founded: 1896

Enrollment: 4,900

President: Dr. Andrew Hugine, Jr.

Faculty Representative:

Dr. Clemmie Hill

Athletic Director: Oliver "Buddy" Pough

Nickname: Bulldogs

Colors: Garnet and Blue

Facility (Capacity):

SHM Memorial Center (3,200)

Phone Directory

Athletic Department: (803) 533-3743

Sports Information: (803) 516-4628

Sports Information FAX: (803) 536-7060

Press Row Phone: (803) 536-8653

Sports Information

Basketball SID: William Hamilton

Home Phone: (803) 534-1814

E-mail: whamilton@scsu.edu

Mailing Address:

Sports Information

PO Box 7128

Orangeburg, SC 29117

Overnight Address:

Sports Information

300 College Street NE

Orangeburg, SC 29115

Website: www.scsusports.com

Series Information

Series Record: South Carolina leads, 12-0

In Columbia: South Carolina leads, 12-0

In Orangeburg: Have not met

Neutral: Have not met

First Meeting:

SC, 79-78 (Dec. 3, 1979), at Columbia

Last Meeting:

SC, 86-50 (Dec. 22, 2003), at Columbia

Basketball Information

Head Coach (Alma Mater, Year):

Ben Betts (Roanoke, 1990)

Record at S.C. State (Years):

18-11 (1 Year)

Overall Record (Years):

Same

Record vs. South Carolina: 0-1

Assistant Coaches (Alma Mater, Year):

Larry Dixon (Johnson C. Smith, 1996);

Tim Gates (Allen, 1971);

Francis Simmons (Voorhees, 1971)

2003-04 Records:

19-11, 14-4 Mid Eastern Athletic (1st)

Post Season Play: N/A

Lettermen Returning/Lost: 9/4

Starters Returning/Lost: 5/0

HOTEL HEADQUARTERS

S.C. State in Columbia:

Travel day of the game

2004-05 SCSU Roster

#	Name	Pos.	Ht.	Wt.	Class	Hometown/Previous School
1	Demeco Heath	G	6-2	205	Sr.	Kinston, NC/ Kinston HS
2	Brian Mason	F	6-4	195	So.	Domica/ Laurin(NC) Institute
3	Derrick Davis	G	6-0	180	Fr.	Washington, DC/ St. Maria Goreittg
4	Robert Baker	G	6-2	180	Fr.	Mauldin, SC/ Mauldin HS
10	William Sago	G	5-9	160	So.	Los Angeles, CA/ Palisades Charter HS
11	Daniel Conway	F	6-5	200	Fr.	Washington, DC/ Co. Christian
20	Derek Moore	G	6-0	195	Fr.	Meloane, NC/ Cedar Ridge HS
22	Dimitri Evans	G	6-0	180	Sr.	Decatur, GA/ Georgia Perimeter
23	Demarcus Mathis	F	6-8	210	Fr.	Mauldin, SC/ Mauldin HS
24	Shawn Wiggins	G	6-3	180	Sr.	Suffolk, VA/ Alleghany CC
31	Dwight Dean	F	6-7	205	Jr.	Baltimore, MD/Cecil CC
34	Brandon Trapp	G	6-0	180	Jr.	Columbia, SC/ W.J. Keenan HS
35	Chris Lee	F/C	6-8	210	So.	Washington, DC/ Voorhees
42	Thurman Zimmerman	F	6-5	235	Sr.	Columbia, SC/ W.J. Keenan HS

2004-05 Non Conference Opponents

South Florida

December 14 • 7:30 pm
The Colonial Center (18,000)
Columbia, S.C.



158

2004-05 OPPONENTS

GENERAL INFORMATION

Location: Tampa, Fla.
Founded: 1956
Enrollment: 41,392
Chancellor: Dr. Judy Genshaft
Faculty Representative: Dr. John T. Romeo
Athletic Director: Doug Woolard
Nickname: Bulls
Colors: Green and Gold
Facility (Capacity):
USF Sun Dome (10,411)

PHONE DIRECTORY

Athletic Department: (813) 974-2125
Sports Information: (813) 974-4086
Sports Information FAX: (813) 974-5328
Press Row Phone: (813) 974-3287

SPORTS INFORMATION

Basketball SID: Fred Huff
Home Phone: (813) 914-0784
E-mail: huff@admin.usf.edu
Mailing Address:
Sports Information Office
4202 E. Fowler Ave.
ATH100
Tampa, FL 33620
Overnight Address:
SAME
Website: www.gousfbulls.com

SERIES INFORMATION

Series Record: Series Tied, 1-1
In Columbia: South Carolina leads, 1-0
In Tampa: South Florida leads, 1-0
Neutral: Have Not Met
First Meeting:
USF, 85-83 (Jan. 17, 1976), at Tampa
Last Meeting:
SC, 86-63 (Feb. 23, 1977), at Columbia

BASKETBALL INFORMATION

Head Coach (Alma Mater, Year):
Robert McCullum (Birmingham Southern, 1976)
Record at South Florida (Years):
7-20 (One year)
Overall Record (Years):
51-65 (Four years)
Record vs. South Carolina: 0-0
Assistant Coaches (Alma Mater, Year):
Julius Allen (Southern Nazarene, 2002);
Frank Burnell (Stetson, 1985);
Greg Gary (Tulane, 1992)

2003-04 Records:

7-20, 1-15 Conference USA (14th)
Post Season Play: None
Lettermen Returning/Lost: 8/5
Starters Returning/Lost: 3/2

HOTEL HEADQUARTERS

South Florida in Columbia: Adams Mark
Hotel, 1200 Hampton Street., Columbia, S.C.
29201, (803) 771-7000

2004-05 BULLS ROSTER

No.	Name	Pos.	Hgt.	Wgt.	Class	Hometown	PPG	RPG
1	Marlyn Brant	G	6-3	210	Sr.	Wildwood, Fla.	5.2	2.8
3	Brian Swift	G	5-10	165	Sr.	Warrensville, Ohio	9.9	2.7
4	Brandon Brigman	C	6-8	250	Sr.	Philadelphia, Pa.	4.7	3.8
5	Brandyn Flowers	G	6-2	165	So.	Lawrenceville, Ga.	0.6	0.3
12	Bradley Mosley	G	6-2	185	Sr.	West Palm Beach, Fla.	14.6	2.9
21	Terrence Leather	F	6-9	230	Sr.	Tampa, Fla.	15.5	8.4
23	Stevie Moss	F	6-5	210	Jr.	Anchorage, Alaska	DNP	DNP
25	James Holmes	G	6-2	195	Jr.	Belleville, Mich.	4.2	1.4
33	Konimba Diarra	C	6-10	235	So.	Mali, West Africa	0.7	1.0
	Chris Capko	G	6-1	185	So.	Lakeland, Fla.	N/A	N/A
23	Collin Dennis	G	6-2	185	Fr.	North Richland Hills, Texas	N/A	N/A
	Solomon Jones	F/C	6-10	220	Jr.	Mount Dora, Fla.	N/A	N/A
	Maurice Mobley	F	6-5	235	Jr.	Andress, Texas	N/A	N/A
	Marius Prekevicius	F/G	6-5	210	So.	Garzdai, Lithuania	N/A	N/A
15	Montavious Waters	G	6-3	200	Fr.	Albany, Ga.	N/A	N/A

- High School Averages

DNP - Did Not Play

UNIVERSITY OF SOUTH CAROLINA



Robert McCullum



Terrence Leather

2004-05 Schedule

Nov. 20 STEPHEN F. AUSTIN
Nov. 23 PRAIRIE VIEW A&M
Nov. 26 STETSON
Nov. 29 Bethune-Cookman
Dec. 1 at Richmond

McCaffrey Classic at Fresno, Calif.
Dec. 3 TBA Fresno, Calif.
Dec. 4 TBA Fresno, Calif.

Dec. 11 at Michigan
Dec. 14 at South Carolina
Dec. 20 FLORIDA INTERNATIONAL
Dec. 29 TEXAS-ARLINGTON
Jan. 5 at East Carolina *
Jan. 8 UAB *
Jan. 15 at Marquette *
Jan. 19 MEMPHIS *
Jan. 22 HOUTSON *
Jan. 27 CINCINNATI * [ESPN2]
Jan. 29 at UAB *
Feb. 2 at Southern Mississippi *
Feb. 5 TULANE *
Feb. 9 SAINT LOUIS *
Feb. 12 AT LOUISVILLE *
Feb. 16 at Houston *
Feb. 19 EAST CAROLINA *
Feb. 23 at DePaul *
March 2 at TCU *
March 5 CHARLOTTE *
* Conference USA game

2003-04 Results

Opponent	W	L	Score
Florida Atlantic	W		79-66
at Valparaiso	W		64-62
Wright State	W		74-59
at Providence		L	84-60
at Nebraska		L	75-52
Richmond		L	70-58
at Michigan State		L	73-60
Florida International	W		73-56
Colorado State		L	66-65
South Alabama#	W		78-67
New Orleans#	W		66-61
Louisville*		L	85-40
at Saint Louis*		L	70-52
at UAB*		L	86-47
at Memphis*		L	66-53
Houston*		L	65-53
East Carolina*		L	59-57
at Tulane*		L	70-65
at TCU*		L	54-51
at Cincinnati*		L	80-67
Southern Miss*	W		68-60
at Charlotte*		L	84-72
at Houston*		L	53-52
Marquette*		L	70-63
at East Carolina*		L	69-60
UAB*		L	61-59
DePaul*		L	78-66

- USF Holiday Classic
* - Conference USA game

2004-05 Non Conference Opponents



159

2004-05 OPPONENTS



John Chaney



Mardy Collins

Temple

November 27 • 5:00 pm
The Colonial Center (18,000)
Columbia, S.C.

GENERAL INFORMATION

Location: Philadelphia, Pa.
Founded: 1884
Enrollment: 33,000
President: Dr. David Adamany
Faculty Representative: JoAnne A. Epps
Athletic Director: Bill Bradshaw
Nickname: Owls
Colors: Cherry and White
Facility (Capacity):
Liacouras Center (10,206)

PHONE DIRECTORY

Athletic Department: (215) 204-7878
Sports Information: (215) 204-2588
Sports Information FAX: (215) 204-7499
Press Row Phone: (215) 204-7445

SPORTS INFORMATION

Basketball SID: Larry Dougherty
Home Phone: (610) 449-7376
E-mail: larrydoc@temple.edu
Mailing Address:
1700 North Broad Street
Vivacqua Hall - 4th Floor
Philadelphia, PA 19122

Overnight Address:
SAME

Website: www.owlsports.com

SERIES INFORMATION

Series Record: USC leads, 7-5
In Columbia: USC leads, 4-1
In Philadelphia: Temple leads, 3-2
Neutral: Series Tied, 1-1
First Meeting:
SC, 79-71 (Feb. 4, 1970), at Philadelphia
Last Meeting:
Temple, 71-61 (Dec. 15, 2003), at Temple

BASKETBALL INFORMATION

Head Coach (Alma Mater, Year):
John Chaney (Bethune-Cookman, 1955)
Record at Temple (Years):
483-224 (22 years)
Overall Record (Years):
708-283 (32 years)
Record vs. South Carolina: 3-2
Assistant Coaches (Alma Mater, Year):
Dan Leibovitz (Penn, 1996);
Bill Ellerbee (Cheyney State, 1970)
Mark Macon (Temple, 1991)
2003-04 Records:
15-14, 9-7 Atlantic 10 (2nd East)
Post Season Play: NIT First Round
Lettermen Returning/Lost: 9/3
Starters Returning/Lost: 4/1

HOTEL HEADQUARTERS

Temple in Columbia: Adams Mark Hotel,
1200 Hampton Street., Columbia, S.C. 29201,
(803) 771-7000

2004-05 Schedule

NOV 19	AUBURN
Nov 22	at Georgetown
Nov 27	at South Carolina
NOV 30	ARIZONA STATE
Dec 4	Villanova (Big Five Classic)
DEC 8	PENN
Dec 11	at Alabama
DEC 13	WAKE FOREST
DEC 20	PRINCETON
Jan 5 *	at Massachusetts
Jan 8	at Duke
JAN 12 *	FORDHAM
Jan 15	at Maryland
JAN 19 *	ST. BONAVENTURE
Jan 22 *	at Xavier
Jan 26 *	at Fordham
Jan 29 *	at St. Bonaventure
FEB 2 *	RHODE ISLAND
FEB 5 *	GEORGE WASHINGTON
FEB 9 *	DAYTON
FEB 12 *	SAINT JOSEPH'S
Feb 16 *	at Duquesne
Feb 19 *	at Richmond
Feb 22 *	at Saint Joseph's
FEB 26 *	MASSACHUSETTS
Mar 2 *	at Rhode Island
MAR 5 *	LaSALLE
MAR 9-12	A-10 Tournament

* - Atlantic 10 Conference games

2003-04 Results

Team Ezybonds (exh.)	W	80-73
EA Sports All-Stars (exh.)	W	90-75
Villanova	L	73-48
Illinois#	L	73-48
at Rutgers	L	77-67
Drexel#	W	57-48
at Arizona State	L	70-66
Penn State	W	67-56
South Carolina	W	71-61
at Miami (FL)†	L	72-66
at Indiana	W	59-50
at George Washington*	L	78-60
at Dayton*	L	60-56
Rhode Island*	W	58-53
Richmond*	L	59-52
at Penn*	W	73-69
at Massachusetts*	L	66-65
St. Bonaventure*	W	76-57
St. Joseph's*	L	83-71
at Fordham*	W	57-47
at St. Bonaventure*	W	61-44
at Rhode Island*	W	69-53
Georgetown	W	59-53
Duquesne*	W	83-65
at St. Joseph's*	L	76-53
at La Salle*	W	(OT) 74-70
Fordham*	W	74-60
Massachusetts*	W	(2OT) 98-92
Xavier*	L	70-69
Richmond^	L	64-49
at Rutgers%	L	76-71

* - Atlantic 10 Conference game

^ - Atlantic 10 Tournament (Dayton, Ohio)

- at The Palestra

† - Orange Bowl Classic (Miami, Fla.)

% - National Invitation Tournament (Piscataway, N.J.)

2004-05 OWL Roster

No.	Name	Pos.	Ht.	Wt.	Cl.	Hometown	PPG	RPG
1	Tyreek Byard	G	6-5	175	So.	Philadelphia, Pa.	4.0	1.5
2	Wilbur Allen	G	6-4	200	Sr.	Irmo, S.C.	0.0	0.7
3	Dustin Salisbury	G	6-5	205	So.	Lancaster, Pa.	7.0	2.6
4	Dion Dacons	F	6-6	210	So.	Statesville, N.C.	0.8	1.2
11	Chris Clark	G	5-8	165	Fr.	Narberth, Pa.	#14.2	2.5
13	Mark Tyndale	F	6-5	210	Fr.	Philadelphia, Pa.	#22.7	11.0
15	Tyrone Smith	G	6-0	160	Fr.	Philadelphia, Pa.	#10.8	4.0
21	Michael Blackshear	F	6-6	215	Fr.	Philadelphia, Pa.	2.3	5.9
24	Antywane Robinson	F	6-8	210	Jr.	Charlotte, N.C.	4.7	4.5
25	Mardy Collins	G	6-6	205	Jr.	Philadelphia, Pa.	15.5	4.9
32	DaShone Kirkendoll	G	6-5	200	Fr.	Dayton, Ohio	#22.9	9.4
33	Nehemiah Ingram	F	6-8	250	Sr.	Milledgeville, Ga.	1.9	2.9
44	Keith Butler	C	7-1	250	Jr.	West Medford, Mass.	4.7	5.8
50	Wayne Marshall	C	6-11	285	So.	Philadelphia, Pa.	#16.9	12.0

- High School Averages

2004-05 Non Conference Opponents

Western Carolina

November 21 • 2:00 pm
The Colonial Center (18,000)
Columbia, S.C.



Steve Shurina



Rans Brempong

160

2004-05 OPPONENTS

GENERAL INFORMATION

Location: Cullowhee, N.C.
Founded: 1889
Enrollment: 8,100
Chancellor: Dr. John W. Bardo
Faculty Representative: Gibb Knotts
Athletic Director: Chip Smith
Nickname: Catamounts
Colors: Purple and Gold
Facility (Capacity):
Ramsey Activity Center (7,826)

PHONE DIRECTORY

Athletic Department: (828) 227-7338
Sports Information: (828) 227-2339
Sports Information FAX: (828) 227-7688
Press Row Phone: (828) 227-2129

SPORTS INFORMATION

Basketball SID: Mike Cawood
Home Phone: (828) 293-0710
E-mail: cawood@email.wcu.edu
Mailing Address:
WCU Athletics
Ramsey Center
Cullowhee, N.C. 28723
Overnight Address:
Same
Website: www.catamounts.com

SERIES INFORMATION

Series Record: South Carolina leads, 4-0
In Columbia: South Carolina leads, 4-0
In Cullowhee: Have not met
Neutral: Have not met
First Meeting:
SC, 87-75 (Feb. 19, 1979) at Columbia
Last Meeting:
SC, 90-68 (Jan. 26, 1995), at Columbia

BASKETBALL INFORMATION

Head Coach (Alma Mater, Year):
Steve Shurina (St. Johns, 1988)
Record at Western Carolina (Years):
40-75 (4 years)
Overall Record (Years):
Same
Record vs. South Carolina: 0-0
Assistant Coaches (Alma Mater, Year):
Mike Craft (Wingate, 1990)
Anquell McCollum (Western Carolina, 2000)
Brian Peabody (Arizona, 1987)

2003-04 Records:

13-15, 6-10 SoCon
Post Season Play: None
Lettermen Returning/Lost: 7/4
Starters Returning/Lost: 4/1

HOTEL HEADQUARTERS

Western Carolina in Columbia: TBA

2004-05 CATAMOUNTS ROSTER

No.	Name	Pos.	Hgt.	Wgt.	Class	Hometown	PPG	RPG
0	Jared Outing	F	6-7	200	Jr.	Columbia, S.C.	4.1	3.1
3	Corey Muirhead	G	6-6	185	Jr.	York, Ontario	9.2	4.9
4	David Berghoefer	C	6-10	230	Jr.	Cross Plains, Wis.	12.4	7.6
5	Antonio Russell	G	6-0	170	Fr.	Tampa, Fla.	24.1	5.5
11	Trey Hopkins	G	6-1	175	Fr.	Orlando, Fla.	14.1	4.4
13	Rans Brempong	F	6-8	210	R-Sr.	Thornhill, Ontario	4.0	6.0
21	Negus McKenna	G	6-4	210	Fr.	Montreal, Quebec	16.1	11.3
22	Lunzaya Nlandu	F/C	6-7	240	Sr.	Montreal, Quebec	3.5	5.0
23	Eric Wilson	G	6-2	210	Fr.	Lincolnton, N.C.	23.0	10.0
24	Charles Bouie	F	6-7	210	Fr.	Pahokee, Fla.	14.8	12.0
30	Jamar Jenkins	F	6-6	225	Fr.	Chapel Hill, Tenn.	18.2	11.5
33	Terrence Woodyard	F	6-9	185	Sr.	Jonesboro, Ga.	3.3	2.1
40	Kyle Greathouse	G	6-0	175	So.	Lancaster, Ohio	6.4	1.6

2004-05 Schedule

Date	Opponent
Nov. 10	Erskine (exh.)
Nov. 14-16 Black Coaches Association Classic Milwaukee, Wis.	
14	at Marquette
15	vs. TBA
16	vs. TBA
Nov. 19	at Alabama
Nov. 21	at South Carolina
Nov. 23	Emmanuel
Nov. 29	Montreat
Dec. 1	Liberty
Dec. 4	at UNC Asheville
Dec. 7	East Carolina
Dec. 9	Atlanta Christian
Dec. 18	at Iowa
Dec. 21	at The Citadel *
Dec. 27	at Wisconsin
Jan. 3	Georgia Southern *
Jan. 8	at Chattanooga *
Jan. 10	East Tennessee State *
Jan. 15	at UNC Greensboro *
Jan. 19	Davidson *
Jan. 22	Wofford *
Jan. 29	Elon *
Jan. 31	at Furman *
Feb. 5	at College of Charleston *
Feb. 7	Appalachian State *
Feb. 12	at Elon *
Feb. 14	at East Tennessee State *
Feb. 19	Chattanooga *
Feb. 21	at Appalachian State *
Feb. 26	UNC Greensboro *
Mar. 2-5	Southern Conference Championship

2003-04 Results

Opponent	W	L	OT	Score
Erskine (exh.)	W			77-56
at Georgia		L		78-67
at Virginia Tech		L		61-59
Milligan	W			91-55
High Point		L		66-64
UNC Asheville	W			81-70
at Wofford	W			93-79
Averett	W			120-46
at Arkansas	W		(OT)	62-59
Southeastern Louisiana#	W		(OT)	72-71
Montana State#		L		84-69
North Greenville	W			106-61
College of Charleston*		L		84-61
Elon*	W			81-72
at Davidson*		L		76-62
at East Tennessee State*		L		95-82
UNC Greensboro*	W			78-73
at Chattanooga*		L		109-79
The Citadel*	W			71-42
East Tennessee State*		L		79-65
Piedmont	W			94-43
Chattanooga*		L		73-71
at Georgia Southern*		L		68-65
Furman*	W			64-62
at Elon*		L		68-53
at UNC Greensboro*		L		78-65
Appalachian State*	W			86-69
Furman*		L		73-68

- Montana State Tournament (Bozeman, Mont.)

* - Southern Conference Game

^ - Southern Conference Tournament Game (North Charleston, S.C.)

2004-05 Non Conference Opponents




Winthrop

November 24 • 7:30 pm
The Colonial Center (18,000)
Columbia, S.C.



Gregg Marshall



James Shuler

2004-05 Schedule

Nov. 11	UNC Pembroke (exh.)
Nov. 19-22	Paradise Jam*
Nov. 24	at South Carolina
Nov. 27	Weber State
Nov. 30	at Providence
Dec. 2	Barton
Dec. 5	Siena
Dec. 17	at East Carolina
Dec. 20	at Portland State
Dec. 22	at Oregon
Dec. 30	Georgia College & State
Jan. 5	at Coastal Carolina*
Jan. 8	Liberty*
Jan. 10	at UNC Asheville*
Jan. 15	Radford*
Jan. 19	at Birmingham Southern*
Jan. 22	Charleston Southern*
Jan. 29	at High Point*
Jan. 31	VMI*
Feb. 2	Coastal Carolina*
Feb. 7	UNC Asheville*
Feb. 10	at Liberty*
Feb. 12	Birmingham Southern*
Feb. 16	at Radford*
Feb. 19	High Point*
Feb. 23	at VMI*
Feb. 26	Charleston Southern*
Feb. 29	Big South Conference 1st Round
Mar. 2-4	Big South Conference Tournament!

* - Big South Conference Game
! - Big South Conference Tournament

2003-04 Results

at Kentucky	L	65-44
Maine	W	96-46
Coker	W	65-50
Eastern Kentucky	W	67-66
Samford	L	66-64
Hampton	W	84-74
at Georgia	W	80-60
at Wyoming	L	79-49
at Weber State	L	69-67
vs Western Michigan	L	76-71
vs. San Diego	W	70-66
Birmingham-Southern	L	61-54
Radford	W	78-72 (OT)
at High Point	L	77-62
Virginia Military	W	78-62
at UNC Asheville	W	76-62
at Coastal Carolina	W	66-65
Charleston Southern	W	68-50
at Birmingham Southern	L	70-69
at Liberty	L	74-62
Charleston Southern	W	72-48

GENERAL INFORMATION

Location: Rock Hill, S.C.
Founded: 1886
Enrollment: 6,600
President: Dr. Anthony J. DiGiorgio
Faculty Representative: Evelyne Weeks
Athletic Director: Tom Hickman
Nickname: Eagles
Colors: Garnet and Gold
Facility (Capacity):
Winthrop Coliseum (6,100)

PHONE DIRECTORY

Athletic Department: (803) 323-2129
Sports Information: (803) 323-2129 ext. 6245
Sports Information FAX: (803) 323-2433
Press Row Phone: (803) 323-2156

SPORTS INFORMATION

Basketball SID: Jack Frost
Home Phone: (803) 366-9401
E-mail: frostj@winthrop.edu
Mailing Address:

Winthrop Coliseum
Rock Hill, S.C. 29733

Overnight Address:

Same

Website: www.winthropeagles.com

SERIES INFORMATION

Series Record: South Carolina leads 3-0
In Columbia: South Carolina leads 3-0
In Rock Hill: Have Not Met
Neutral: Have Not Met
First Meeting:
SC, 76-54 (Nov. 29, 1989) at Columbia
Last Meeting:
SC, 68-56 (Dec. 5, 1991) at Columbia

BASKETBALL INFORMATION

Head Coach (Alma Mater, Year):
Gregg Marshall (Randolph-Macon, 1985)
Record at Winthrop (Years):
115-64 (6 years)
Overall Record (Years):
Same

Record vs. South Carolina: 0-0
Assistant Coaches (Alma Mater, Year):
Randy Peele (Virginia Wesleyan, 1980)
Paul Molinari (Villanova, 1990)
Earl Grant (Georgia Military, 2000)

2003-04 Record:
16-12, 10-6 (3rd Big South)
Post Season Play: None
Lettermen Returning/Lost: 8/6
Starters Returning/Lost: 3/2

HOTEL HEADQUARTERS

Winthrop in Columbia:
Travel Day of the Game

2004-05 EAGLES ROSTER

No.	Name	Pos.	Hgt.	Wgt.	Class	Hometown	PPG	RPG
0	James Shuler	F	6-6	225	So.	Jonesville, Fl.	8.7	3.0
4	Alex Spotts	G/F	6-6	194	So.	Columbia, S.C.	DNP	DNP
5	Craig Bradshaw	C	6-10	230	Fr.	Wellington, NZ	N/A	N/A
10	Chris Gaynor	G	5-10	156	Fr.	Winston-Salem, N.C.	N/A	N/A
11	Mike Jenkins	G	6-3	180	Fr.	Kinston, N.C.	N/A	N/A
12	Torrell Martin	G	6-5	185	Fr.	Columbia, S.C.	8.4	2.9
20	Brandon Key	G	6-1	185	Jr.	Aiken, S.C.	4.8	1.4
21	Jason Killeen	C	6-10	250	Fr.	Middleburg, Va.	N/A	N/A
22	Otis Daniels	F	6-5	220	Jr.	Greenwood, S.C.	N/A	N/A
30	Billy Houston	C	6-8	230	So.	Fayetteville, N.C.	7.0	4.0
31	Taj McCullough	F	6-7	210	Fr.	Atlanta, Ga.	N/A	N/A
32	Scott Draughn	F	6-6	215	Fr.	Hamden, CT.	N/A	N/A
33	Phillips Williams	F	6-8	215	Fr.	Cleveland, N.C.	3.6	2.4

- High School Averages
DNP - Did Not Play

2004-05 Non Conference Opponents

Wofford



December 31 • 6:00 pm
The Colonial Center (18,000)
Columbia, S.C.

162

2004-05 OPPONENTS

GENERAL INFORMATION

Location: Spartanburg, S.C.
Founded: 1854
Enrollment: 1,100
President: Dr. Benjamin B. Dunlap
Faculty Representative:
Dr. Ted R. Monroe
Athletic Director: Richard Johnson
Nickname: Terriers
Colors: Old Gold and Black
Facility (Capacity):
Benjamin Johnson Arena (3,500)

PHONE DIRECTORY

Athletic Department: (864) 597-4090
Sports Information: (864) 597-4093
Sports Information FAX: (864) 597-4129
Press Row Phone: (864) 597-4487

SPORTS INFORMATION

Basketball SID: Mark Cohen
Home Phone: (864) 591-0981
E-mail: cohenm@wofford.edu
Mailing Address:
Wofford College
Spartanburg, SC 29303
Overnight Address:
429 North Church Street
Spartanburg, SC 29303

Website: www.wofford.edu/athletics

SERIES INFORMATION

Series Record: South Carolina leads, 37-18
In Columbia: South Carolina leads, 25-8
In Spartanburg: Series Tied, 10-10
Neutral: South Carolina leads, 2-0
First Meeting:
WC, 23-18 (Feb. 25, 1909), at Columbia
Last Meeting:
SC, 70-59 (Dec. 16, 2002), at Columbia

BASKETBALL INFORMATION

Head Coach (Alma Mater, Year):
Mike Young (Emory & Henry, 1986)
Record at Wofford (Years):
23-35 (Two years)
Overall Record (Years):
Same
Record vs. South Carolina: 0-1
Assistant Coaches (Alma Mater, Year):
Matt Allen (Wofford, 1995);
Dustin Kerns (Clemson, 2002)
2003-04 Record:
9-20, 4-12 Southern (5th, South)
Post Season Play: None
Lettermen Returning/Lost: 9/1
Starters Returning/Lost: 4/1

HOTEL HEADQUARTERS

Wofford in Columbia:
Travel day of the game

2004-05 TERRIERS ROSTER

No.	Name	Pos.	Hgt.	Wgt.	Class	Hometown	PPG	RPG
2	Adrien Borders	G	6-0	170	Sr.	Lilburn, Ga.	10.9	1.8
3	Justin Stephens	G	6-2	200	Sr.	Newnan, Ga.	6.1	1.5
5	Adam Sheehan	G	6-2	180	So.	Columbia, S.C.	0.6	0.4
11	Jeff Tarr	F	6-7	215	Sr.	Forbush, N.C.	2.1	1.7
12	Greg Taylor	G	6-5	200	Sr.	Simpsonville, S.C.	6.5	3.5
14	Shane Nichols	G	6-0	185	So.	Radford, Va.	10.6	1.9
15	Byron Fields	G	6-2	170	Jr.	Cincinnati, Ohio	3.4	2.1
20	Eric Marshall	G	6-4	185	So.	Grovetown, Ga.	6.1	2.0
21	Howard Wilkerson	F	6-6	225	Jr.	Eden, N.C.	13.8	8.0
22	Curtis Ingram	G	6-3	190	So.	Youngstown, Ohio	2.2	0.9
25	Tony Nicholson	F	6-6	180	Fr.	Alpharetta, Ga.	#13.0	8.0
31	Tyler Berg	C	6-9	225	Jr.	Mt. Holly, N.C.	7.4	4.3
32	Sam Daniels	C	6-9	225	Sr.	Asheville, N.C.	9.3	3.5
33	Drew Gibson	G	6-2	175	Fr.	Los Angeles, Calif.	#16.8	4.5

- High School Averages



Mike Young



Howard Wilkerson

2004-05 Schedule

Nov. 20	at Miami
Nov. 22	Milligan
Nov. 27	Bluefield State
Nov. 29	at Tennessee
Dec. 1	Jacksonville State
Dec. 5	at Auburn
Dec. 8	Toccoa Falls
Dec. 11	Appalachian State*
Dec. 18	at Charleston Southern
Dec. 19	at Georgia
Dec. 31	at South Carolina
Jan. 3	Erskine
Jan. 5	at UNC Greensboro*
Jan. 8	at College of Charleston*
Jan. 15	Chattanooga*
Jan. 17	The Citadel*
Jan. 22	at Western Carolina*
Jan. 24	at Georgia Southern*
Jan. 29	Furman*
Jan. 31	at The Citadel*
Feb. 5	East Tennessee State*
Feb. 7	Davidson*
Feb. 12	at Furman*
Feb. 14	at Elon*
Feb. 17	College of Charleston*
Feb. 21	Georgia Southern*
Feb. 26	at Davidson*
Mar. 2-5	Southern Conference Tournament!

* - Southern Conference Game
! - SoCon Tournament in Chattanooga, Tenn.

2003-04 Results

at Tennessee	L	81-70
Emmanuel	W	88-42
at Clemson	L	84-77
Toccoa Falls	W	102-42
at Texas	L	103-72
Charleston Southern	W (OT)	79-73
Western Carolina*	L	93-79
at Florida A&M	L	90-65
at Vanderbilt	L	90-59
at Dayton	L	81-64
at Minnesota	L	82-70
at Georgia Southern*	L	81-63
at Appalachian State*	W (OT)	99-92
Lynchburg	W	63-47
Davidson*	W	83-76
Georgia Southern*	L	82-73
at Furman*	L	91-55
at East Tennessee State*	L	76-54
Elon*	L	77-64
at College of Charleston*	L	82-62
at The Citadel*	W	78-68
UNC-Greensboro*	L	85-80
College of Charleston*	W	85-76
Furman*	L	77-73
at Davidson*	L	73-63
The Citadel*	L	68-65
at Chattanooga*	L	90-79
UNC-Greensboro^	W (OT)	85-82
Georgia Southern^	L	82-69

* - Southern Conference Game

^ - Southern Conference Tournament Game

2004-05 SEC Television Schedule

Date	Game	Network	Time (ET)
NOVEMBER			
Nov. 26	Nevada @ Georgia	FSN/SUN	8:30 p.m.
Nov. 27	West Virginia @ LSU	FSN/SUN	1:00 p.m.
Nov. 30	Tulsa @ Arkansas	FSN/SUN	8:00 p.m.
DECEMBER			
Dec. 1	E. Tenn. St. @ Alabama F	SN/SUN	8:00 p.m.
Dec. 2	South Alabama @ Miss. St.	FSN/SUN	8:00 p.m.
Dec. 4	Kentucky @ North Carolina	CBS	Noon
	Illinois vs. Arkansas (Little Rock)	ESPN	2:00 p.m.
	Florida State @ Ole Miss	FSN/SUN	2:00 p.m.
	Clemson @ South Carolina	FSN/SUN	7:30 p.m.
Dec. 11	Louisville @ Florida	ESPN	Noon
	Oregon St. vs. Georgia (Chick-fil-A Classic)	FSN/SUN	Noon
	Indiana @ Kentucky	CBS	2:00 p.m.
	Xavier @ Tennessee	FSN/SUN	4:30 p.m.
Dec. 12	UNLV @ Auburn	FSN/SUN	3:00 p.m.
Dec. 18	Kentucky @ Louisville	ESPN	Noon
	Miss. St. @ Xavier	ESPN	8:00 p.m.
	South Carolina @ Kansas	Jayhawk TV	8:00 p.m.
Dec. 20	South Carolina vs. East Carolina	CSS	6:30 p.m.
	Central Michigan @ Vanderbilt	FSN/SUN	8:00 p.m.
Dec. 29	Dayton @ Vanderbilt	FSN/SUN	9:00 p.m.
Dec. 30	Va. Tech vs. Miss. State (Sugar Bowl Classic)	FSN/SUN	7:30 p.m.
	Florida State vs. LSU (Sugar Bowl Classic)	FSN/SUN	10:00 p.m.
JANUARY			
Jan. 5	South Carolina @ Kentucky	JP	8:00 p.m.
Jan. 8	Arkansas @ Florida	JP	Noon
	Miss. St. @ Ole Miss	JP	2:00 p.m.
	Vanderbilt @ Tennessee	CBS	4:00 p.m.
	LSU @ Alabama	FSN/SUN	6:00 p.m.
	Georgia @ South Carolina	FSN/SUN	8:00 p.m.
Jan. 9	Kansas @ Kentucky	CBS	1:30 or 4:30 p.m.
Jan. 11	Alabama @ Arkansas	ESPN	9:00 p.m.
Jan. 12	Vanderbilt @ Kentucky	FSN/SUN	7:00 p.m.
	Miss. St. @ Tennessee	JP	8:00 p.m.
Jan. 15	Kentucky @ Georgia	JP	1:00 p.m.
	Florida @ Vanderbilt	JP	3:00 p.m.
	Ole Miss @ Auburn	FSN/SUN	5:00 p.m.
	Tennessee @ South Carolina	FSN/SUN	7:00 p.m.
Jan. 18	Miss. St. @ Alabama	ESPN	9:00 p.m.
Jan. 19	Kentucky @ Ole Miss	JP	8:00 p.m.
Jan. 22	LSU @ Kentucky	CBS	1:30 p.m.
	Auburn @ Arkansas	JP	2:00 p.m.
	Alabama @ Ole Miss	JP	4:00 p.m.
	Tennessee @ Louisville	ESPN	4:00 p.m.
	South Carolina @ Miss. St.	FSN/SUN	6:00 p.m.
Jan. 25	Georgia @ Florida	ESPN2	7:00 p.m.
	Kentucky @ Tennessee	ESPN	9:00 p.m.
Jan. 26	Vanderbilt @ South Carolina	JP	8:00 p.m.
Jan. 29	South Carolina @ Florida	JP	1:00 p.m.
	Miss. St. @ LSU	JP	3:00 p.m.
	Kentucky @ Arkansas	CBS	3:30 p.m.

Date	Game	Network	Time (ET)
	Tennessee @ Auburn	FSN/SUN	6:00 p.m.
	Georgia @ Alabama	FSN/SUN	8:00 p.m.
FEBRUARY			
Feb. 1	Florida @ Miss. St.	ESPN2	8:00 p.m.
Feb. 2	Tennessee @ Vanderbilt	JP	8:00 p.m.
Feb. 5	Alabama @ Florida	JP (Split)	3:00 p.m.
	Kentucky @ Vanderbilt	JP (Split)	3:00 p.m.
	Arkansas @ Ole Miss	FSN/SUN	5:00 p.m.
	LSU @ Tennessee	FSN/SUN	7:00 p.m.
Feb. 8	Florida @ Kentucky	ESPN	9:00 p.m.
Feb. 9	Alabama @ Tennessee	JP (Split)	8:00 p.m.
	Georgia @ Arkansas	JP (Split)	8:00 p.m.
Feb. 12	Georgia @ Kentucky	JP (Split)	3:00 p.m.
	LSU @ Arkansas	JP (Split)	3:00 p.m.
	Florida @ Tennessee	FSN/SUN	5:00 p.m.
	Vanderbilt @ Miss. St.	FSN/SUN	7:00 p.m.
Feb. 15	Kentucky @ South Carolina	ESPN	9:00 p.m.
Feb. 16	Arkansas @ Alabama	JP (Split)	8:00 p.m.
	LSU @ Miss. St.	JP (Split)	8:00 p.m.
Feb. 19	Florida @ LSU	JP (Split)	3:00 p.m.
	South Carolina @ Alabama	JP (Split)	3:00 p.m.
	Arkansas @ Vanderbilt	FSN/SUN	7:00 p.m.
	Miss. St. @ Kentucky	ESPN	9:00 p.m.
Feb. 22	Alabama @ LSU	ESPN	9:00 p.m.
Feb. 23	Auburn @ Kentucky	JP (Split)	8:00 p.m.
	Vanderbilt @ Florida	JP (Split)	8:00 p.m.
Feb. 26	Kentucky @ Alabama	CBS	1:30 p.m.
	Tennessee @ Arkansas	JP (Split)	4:00 p.m.
	LSU @ Auburn	JP (Split)	4:00 p.m.
	Ole Miss @ Miss. St.	FSN/SUN	7:00 p.m.
Feb. 27	Florida @ South Carolina	CBS	2:00 p.m.

Date	Game	Network	Time (ET)
MARCH			
Mar. 1	Miss. St. @ Arkansas	ESPN	7:00 p.m.
Mar. 2	Tennessee @ Kentucky	JP (Split)	8:00 p.m.
	Florida @ Georgia	JP (Split)	8:00 p.m.
Mar. 5	Alabama @ Miss. St.	CBS	2:00 p.m.
	Wild Card Game	JP	2:00 p.m.
	Wild Card Game	JP	4:00 p.m.
Mar. 6	Kentucky @ Florida	CBS	Noon
Mar. 10	SEC Tournament Game #1	JP	1:00 p.m.
	SEC Tournament Game #2	JP	3:15 p.m.
	SEC Tournament Game #3	JP	7:30 p.m.
	SEC Tournament Game #4	JP	9:45 p.m.
Mar. 11	SEC Tournament Game #5	JP	1:00 p.m.
	SEC Tournament Game #6	JP	3:15 p.m.
	SEC Tournament Game #7	JP	7:30 p.m.
	SEC Tournament Game #8	JP	9:45 p.m.
Mar. 12	SEC Tournament Game #9	JP	1:00 p.m.
	SEC Tournament Game #10	JP	3:15 p.m.
Mar. 13	SEC Tournament Championship	CBS	1:00 p.m.

All Times Eastern

2004-05 SEC Composite Schedule

164

2004-05 OPPONENTS

Date	Game	Network	Time (ET)	Date	Game	Network	Time (ET)
NOVEMBER				DECEMBER			
Nov. 2	Florida Southern at Florida (Exh.)		7:00 ET	Dec. 1	Appalachian State at South Carolina		7:30 ET
Nov. 3	Northern Kentucky at Kentucky(Exh.) [UKTV]		7:00 ET		Alabama A&M at Georgia		7:30 ET
Nov. 5	Tusculum at Tennessee (Exh.)		7:30 ET		Ole Miss at Arkansas State		7:05 CT
Nov. 6	Texas A&M Commerce at Arkansas (Exh.)		7:05 CT		East Tennessee State at Alabama	[FSN/SUN]	7:00 CT
	TBA at Miss. St. (Exh.)		TBA		Austin Peay at Vanderbilt		TBA
Nov. 7	St. Francis Xavier at Georgia (Exh.)		3:00 ET	Dec. 2	South Alabama at Miss. St.	[FSN/SUN]	7:00 CT
Nov. 8	USC Upstate at South Carolina (Exh.)		7:30 ET	Dec. 3	11-Auburn vs. Virginia	[FSN/SUN]	7:00 ET
Nov. 9	Eckerd at Florida (Exh.)		7:00 ET	Dec. 4	Miami at Florida	[SUN]	Noon ET
	Kentucky Wesleyan at Kentucky(Exh.) [UKTV#]		7:00 ET		Kentucky at North Carolina	[CBS]	Noon ET
	EA Sports All-Stars at LSU (Exh.)		7:00 CT		12-Illinois vs. Arkansas	[ESPN]	1:00 CT
	Panamericana at Vanderbilt (Exh.)		7:00 CT		Florida State at Ole Miss	[FSN/SUN]	1:00 CT
Nov. 10	Stillman at Alabama (Exh.)		7:00 CT		Alabama at Charlotte		7:00 ET
Nov. 11	1-Miss. St. vs. Fairfield		8:00 CT		Clemson at South Carolina	[FSN/SUN]	7:30 ET
Nov. 12	Lee University at Auburn (Exh.)		7:00 CT		13-Vanderbilt at Oregon		TBA
	Abilene Christian at Arkansas (Exh.)		7:05 CT	Dec. 5	Wofford at Auburn		2:00 CT
	1-Miss. St. vs. Ala. A&M/B'ham-Southern		TBA		UT-Chattanooga at Tennessee		2:00 ET
Nov. 13	Alabama-Huntsville at Vanderbilt (Exh.)		5:00 CT		14-Arizona vs. Miss. St.	[WGN]	3:30 CT
	Carson-Newman at Tennessee (Exh.)		7:30 ET		Georgia at Georgia Tech	[FSN]	8:00 ET
	Athletes in Action at Alabama (Exh.)		TBA	Dec. 7	Auburn at College of Charleston		6:00 CT
Nov. 14	2-Ole Miss vs. South Carolina State		Noon ET		Alabama at Alabama State		7:00 CT
	Kentucky Wesleyan at Georgia (Exh.)		3:00 ET		Arkansas at Missouri	[ARSN]	7:05 CT
Nov. 15	Houston Sports Group at LSU (Exh.)		7:00 CT	Dec. 8	Gardner Webb at Georgia		7:30 ET
	2-Ole Miss vs. Air Force/Jacksonville State		TBA		Stetson at Florida	[SUN]	7:00 ET
Nov. 16	2-Ole Miss vs. TBA		TBA		Morehead State at Kentucky	[UKTV#]	7:00 ET
Nov. 18	3-Miss. St. vs. TBA	[ESPN2]	TBA	Dec. 9	Vanderbilt at Cincinnati		TBA
Nov. 19	Western Carolina at Alabama		5:30 CT	Dec. 11	Louisville at Florida	[ESPN]	Noon ET
	Auburn at Temple		6:00 CT		15-Oregon State vs. Georgia	[FSN/SUN]	Noon ET
	4-Winthrop vs. Arkansas		7:00 CT		Ole Miss at Memphis		Noon CT
	Ole Miss at Tennessee Tech		7:00 CT		16-Kentucky vs. Indiana	[CBS]	2:00 ET
	5-Tulane at LSU		8:00 CT		Xavier at Tennessee	[FSN/SUN]	4:30 ET
	Florida at Jacksonville		TBA		Temple at Alabama		6:00 CT
	3-Miss. St. vs. TBA	[ESPN2]	TBA		Arkansas Little-Rock at Miss. St.		7:00 CT
	Toledo at Vanderbilt		TBA		Northwestern State at LSU		8:00 CT
Nov. 20	Coppin State at Kentucky	[UKTV]	4:00 ET	Dec. 12	UNLV at Auburn	[FSN/SUN]	2:00 CT
Nov. 21	Western Carolina at South Carolina		2:00 ET	Dec. 13	Nicholls State at Ole Miss		7:00 CT
	Nicholls State at Miss. St.		2:00 CT		McNeese State at LSU		7:00 CT
	North Texas at Alabama		3:30 CT		Miss. St. at New Orleans		7:00 CT
	6-Tennessee State at Vanderbilt		5:00 CT	Dec. 14	South Florida at South Carolina		7:30 ET
	4-Troy vs. Arkansas		7:00 CT		Alabama State at Tennessee		7:30 ET
	5-La. Tech/LSU-LaFayette at LSU		TBA	Dec. 15	Troy at Ole Miss		7:00 CT
Nov. 22	Furman at Auburn		7:00 CT	Dec. 16	Tennessee State at Arkansas	[ARSN]	7:05 CT
	7-Tennessee vs. Stanford	[ESPN2]	11:30 ET	Dec. 18	Kentucky at Louisville	[ESPN]	Noon ET
	4-Arkansas vs. TBA		TBA		Prairie View A&M at Arkansas	[ARSN]	12:35 ET
Nov. 23	8-Kentucky vs. Ball State	[UKTV#]	7:00 ET		Louisiana-Monroe at Ole Miss		2:00 CT
	Florida Atlantic at Florida	[SUN]	7:00 ET		17-Southern Miss vs. LSU		2:00 CT
	Western Kentucky at Georgia		7:30 ET		Miss. St. at Xavier	[ESPN2]	8:00 ET
	UMKC at Miss. St.		7:00 CT		Tennessee State at Alabama		6:00 CT
	6-Cal State Northridge at Vanderbilt	7:00 CT			South Carolina at Kansas	[Jayhawk TV]	8:00 ET
	7-Tennessee vs. North Carolina/BYU		TBA		TCU at Vanderbilt		7:00 CT
Nov. 24	Winthrop at South Carolina		7:30 ET		Tennessee at New Mexico		9:00 ET
	Nicholls State at Auburn		7:00 CT	Dec. 19	Georgia Southern at Florida	[SUN]	1:00 ET
	UNO at LSU		7:00 CT		Wofford at Georgia		3:00 ET
	9-Alabama at Alaska-Anchorage	[ESPN2]	8:30 PT	Dec. 20	18-South Carolina vs. E. Carolina	[CSS]	6:30 ET
	7-Tennessee vs. TBA		TBA		Belmont at Tennessee		7:30 ET
Nov. 26	Georgia State at Kentucky	[UKTV]	7:00 ET		Central Michigan at Vanderbilt	[FSN/SUN]	7:00 CT
	Spirit Express at Ole Miss (Exh.)		7:00 CT		Florida A&M at Miss. St.		7:00 CT
	Nevada at Georgia	[FSN/SUN]	8:30 ET		Lipscomb at Arkansas		7:05 CT
	9-Alabama vs. Furman/Minnesota		TBA		19-Auburn vs. TBA		TBA
	6-Vanderbilt vs Southern Illinois		TBA	Dec. 21	LSU at Houston		7:00 CT
Nov. 27	West Virginia at LSU	[FSN/SUN]	Noon CT		20-Ole Miss vs. Tennessee-Martin		8:15 CT
	Louisiana Tech at Auburn		1:00 CT		19-Auburn vs. TBA		TBA
	Gardner-Webb at Arkansas		2:05 CT	Dec. 22	William & Mary at Kentucky	[UKTV#]	7:00 ET
	9-Alabama vs. TBA		TBA		South Carolina State at South Carolina		7:30 ET
	10-Providence vs. Florida	[SUN]	TBA		Bethune-Cookman at Georgia		7:30 ET
	Temple at South Carolina		5:00 pm		Texas A&M Corpus Christi at Alabama		7:00 CT
	6-Vanderbilt vs Arizona State/UTEP		TBA		Appalachian State at Vanderbilt		7:00 CT
Nov. 29	Wofford at Tennessee		7:30 ET		21-Miss. St. vs. Jacksonville State		7:00 CT
Nov. 30	Tennessee Tech at Kentucky	[UKTV#]	7:00 ET		19-Auburn vs. TBA		TBA
	Florida A&M at Florida		7:30 ET		Eastern Kentucky at Florida		TBA
	Tulsa at Arkansas	[FSN/SUN]	7:00 CT	Dec. 23	Campbell at Tennessee		7:30 ET
	Colorado State at Auburn		7:00 CT		Hartford at Arkansas	[ARSN]	7:05 CT
				Dec. 28	Savannah State at Georgia		7:30 ET
				Dec. 29	Sam Houston State at Florida	[SUN]	1:00 ET
					Campbell at Kentucky	[UKTV#]	7:00 ET
					South Carolina at Pittsburgh		7:00 ET

2004-05 SEC Composite Schedule

Date	Game	Network	Time (ET)	Date	Game	Network	Time (ET)
Dec. 29	Ole Miss at Virginia Commonwealth		7:30 ET	Feb. 8	*Florida at Kentucky	[ESPN]	9:00 ET
	Alabama at Wisconsin		7:00 CT	Feb. 9	*Georgia at Arkansas	[JP]	7:00 CT
	Jacksonville State at Arkansas	[ARSN]	7:05 CT		*Auburn at LSU		7:00 CT
	Dayton at Vanderbilt	[FSN/SUN]	8:00 CT		*Alabama at Tennessee	[JP]	8:00 ET
Dec. 30	Nebraska at Tennessee		7:30 ET	Feb. 12	*LSU at Arkansas	[JP]	2:00 CT
	Belmont at Auburn		7:00 CT		*Georgia at Kentucky	[JP]	3:00 ET
	22-Miss. St. vs. Virginia Tech	[FSN/SUN]	6:30 CT		*Florida at Tennessee	[FSN/SUN]	5:00 ET
	22-LSU vs. Florida State	[FSN/SUN]	9:00 CT		*Ole Miss at Alabama		6:00 CT
Dec. 31	Stetson at Georgia		3:00 ET		*Vanderbilt at Miss. St.	[FSN/SUN]	6:00 CT
	Southeastern Louisiana at Ole Miss		2:00 CT		*Auburn at South Carolina		7:30 ET
	Wofford at South Carolina		6:00 ET	Feb. 15	*Kentucky at South Carolina	[ESPN]	9:00 ET
	Louisiana-Monroe at Arkansas	[ARSN]	7:05 CT	Feb. 16	*Ole Miss at Florida	[SUN]	7:00 ET

JANUARY

Jan. 1	New Orleans at Alabama		6:00 CT
Jan. 2	Florida at Florida State	[JP]	1:00 ET
	Coastal Carolina at Tennessee		2:00 ET
	Louisiana-LaFayette at Vanderbilt		5:00 CT
Jan. 3	LSU at Utah		TBA
Jan. 5	*Tennessee at Georgia		7:30 ET
	*Alabama at Vanderbilt		7:00 CT
	*Auburn at Miss. St.		7:00 CT
	*South Carolina at Kentucky	[JP]	8:00 ET
	*Ole Miss at Arkansas		7:05 CT
Jan. 8	*Arkansas at Florida	[JP]	Noon ET
	*Miss. St. at Ole Miss	[JP]	1:00 CT
	*Vanderbilt at Tennessee	[CBS]	4:00 ET
	*LSU at Alabama	[FSN/SUN]	5:00 CT
	*Georgia at South Carolina	[FSN/SUN]	8:00 ET
Jan. 9	Kansas at Kentucky	[CBS]	1:30/4:30 ET
Jan. 11	*Alabama at Arkansas	[ESPN]	8:00 CT
Jan. 12	*Vanderbilt at Kentucky	[FSN/SUN]	7:00 ET
	*Georgia at Ole Miss		7:00 CT
	*Florida at Auburn		7:00 CT
	*South Carolina at LSU		7:00 CT
	*Miss. St. at Tennessee	[JP]	8:00 ET
Jan. 15	*Kentucky at Georgia	[JP]	1:00 ET
	*Arkansas at Miss. St.		2:00 CT
	*Florida at Vanderbilt	[JP]	3:00 ET
	*Ole Miss at Auburn	[FSN/SUN]	4:00 CT
	*Tennessee at South Carolina	[FSN/SUN]	7:00 ET
Jan. 18	*Miss. St. at Alabama	[ESPN]	8:00 CT
Jan. 19	*Tennessee at Florida		7:00 ET
	*Arkansas at LSU		7:00 CT
	*Kentucky at Ole Miss	[JP]	7:00 CT
Jan. 22	*LSU at Kentucky	[CBS]	1:30 ET
	*Auburn at Arkansas	[JP]	1:00 CT
	*Alabama at Ole Miss	[JP]	3:00 CT
	*Vanderbilt at Georgia		4:00 ET
	*Tennessee at Louisville	[ESPN]	4:00 ET
	*South Carolina at MSU	[FSN/SUN]	5:00 CT
Jan. 25	*Georgia at Florida	[ESPN2]	7:00 ET
	*Kentucky at Tennessee	[ESPN]	9:00 ET
Jan. 26	*Alabama at Auburn		7:00 CT
	*Ole Miss at LSU		7:00 CT
	*Vanderbilt at South Carolina	[JP]	8:00 ET
Jan. 29	*South Carolina at Florida	[JP]	1:00 ET
	*Miss. St. at LSU	[JP]	2:00 CT
	*Kentucky at Arkansas	[CBS]	2:30 CT
	*Ole Miss at Vanderbilt		3:00 CT
	*Tennessee at Auburn	[FSN/SUN]	5:00 CT
	*Georgia at Alabama	[FSN/SUN]	7:00 CT

FEBRUARY

Feb. 1	*Florida at Miss. St. [ESPN2]		7:00 CT
Feb. 2	*LSU at Georgia		7:30 ET
	*Arkansas at South Carolina		7:30 ET
	*Auburn at Ole Miss		7:00 CT
	*Tennessee at Vanderbilt [JP]		7:00 CT
Feb. 5	*Miss. St. at Auburn		1:00 CT
	*Alabama at Florida [JP]		3:00 ET
	*Kentucky at Vanderbilt [JP]		2:00 CT
	*South Carolina at Georgia		4:00 ET
	*Arkansas at Ole Miss [FSN/SUN]		4:00 CT
	*LSU at Tennessee	[FSN/SUN]	7:00 ET
Feb. 7	Texas Pan-American at Vanderbilt		7:00 CT

Feb. 8	*Florida at Kentucky	[ESPN]	9:00 ET
Feb. 9	*Georgia at Arkansas	[JP]	7:00 CT
	*Auburn at LSU		7:00 CT
	*Alabama at Tennessee	[JP]	8:00 ET
Feb. 12	*LSU at Arkansas	[JP]	2:00 CT
	*Georgia at Kentucky	[JP]	3:00 ET
	*Florida at Tennessee	[FSN/SUN]	5:00 ET
	*Ole Miss at Alabama		6:00 CT
	*Vanderbilt at Miss. St.	[FSN/SUN]	6:00 CT
	*Auburn at South Carolina		7:30 ET
Feb. 15	*Kentucky at South Carolina	[ESPN]	9:00 ET
Feb. 16	*Ole Miss at Florida	[SUN]	7:00 ET
	23-Georgia at Clemson		7:30 ET
	*Arkansas at Alabama	[JP]	7:00 CT
	*Vanderbilt at Auburn		7:00 CT
	*LSU at Miss. St.	[JP]	7:00 CT
Feb. 19	*South Carolina at Alabama	[JP]	2:00 CT
	*Florida at LSU	[JP]	2:00 CT
	*Tennessee at Ole Miss		2:00 CT
	*Auburn at Georgia		7:00 ET
	*Arkansas at Vanderbilt	[FSN/SUN]	6:00 CT
	*Miss. St. at KentuckKentucky	[ESPN]	9:00 ET
Feb. 22	*Alabama at LSU	[ESPN]	8:00 CT
Feb. 23	*Miss. St. at Georgia		7:30 ET
	*South Carolina at Tennessee		7:30 ET
	*Vanderbilt at Florida	[JP]	8:00 ET
	*Auburn at KentuckKentucky	[JP]	8:00 ET
Feb. 26	*KentuckKentucky at Alabama	[CBS]	12:30 CT
	*Tennessee at Arkansas	[JP]	3:00 CT
	*LSU at Auburn	[JP]	3:00 CT
	*Georgia at Vanderbilt		3:00 CT
	*Ole Miss at Miss. St.	[FSN/SUN]	6:00 CT
Feb. 27	*Florida at South Carolina	[CBS]	2:00 ET

MARCH

Mar. 1	*Miss. St. at Arkansas	[ESPN]	6:00 CT
Mar. 2	*Auburn at Alabama		7:00 CT
	*Florida at Georgia	[JP]	8:00 ET
	*Tennessee at Kentucky	[JP]	8:00 ET
	*LSU at Ole Miss		7:00 CT
	*South Carolina at Vanderbilt		7:00 CT
Mar. 5	*Arkansas at Auburn		1:00 CT
	*Alabama at Miss. St.	[CBS]	1:00 CT
	*Vanderbilt at LSU		7:00 CT
	*Georgia at Tennessee		TBA
Mar. 6	*Kentucky at Florida	[CBS]	Noon ET
	*Ole Miss at South Carolina		2:00 ET
Mar. 10	SEC Tournament Game 1	[JP]	1:00 ET
	SEC Tournament Game 2	[JP]	3:15 ET
	SEC Tournament Game 3	[JP]	7:30 ET
	SEC Tournament Game 4	[JP]	9:45 ET
Mar. 11	SEC Tournament Game 5	[JP]	1:00 ET
	SEC Tournament Game 6	[JP]	3:15 ET
	SEC Tournament Game 7	[JP]	7:30 ET
	SEC Tournament Game 8	[JP]	9:45 ET
Mar. 12	SEC Tournament Game 9	[JP]	1:00 ET
	SEC Tournament Game 10	[JP]	3:15 ET
Mar. 13	Championship Game (Game 11)	[CBS]	1:00 ET

ALL TIMES LOCAL

Game Times and Dates are subject to change.

KEY

*SEC Game; []TV Game; #Taped Delay; CSS: Comcast Sports Southeast; CST: Cox Sports Television; FSN: Fox Sports Net; FoxSO: Fox Sports Ohio; JP: Jefferson Pilot; SUN: Sunshine; 1-Coaches vs. Cancer Classic, First & Second Rounds, Birmingham Jefferson Convention Complex, Birmingham, Ala.; 2-BCA Classic, Milwaukee, Wisc.; 3-Coaches vs. Cancer Classic, Semifinals & Championship, Madison Square Garden, New York, N.Y.; 4-Paradise Jam, Virgin Islands; 5-Louisiana Classic, Baton Rouge, La.; 6-Las Vegas Tourney, Las Vegas, Nev.; 7-EA Sports Maui Invitational, Maui, Hawaii; 8-US Bank Arena, Cincinnati, Ohio; 9-Great Alaska Shootout, Juneau, Alaska; 10-Orange Bowl Classic, Miami, Fla.; 11-Richmond, Va.; 12-Alltel Arena, Little Rock, Ark.; 13-Rose Garden, Portland, Oregon; 14-John R. Wooden Classic, Arrowhead Pond of Anaheim, Anaheim, Calif.; 15-Chick-fil-A Peach Bowl Classic, Atlanta, Ga.; 16-Freedom Hall, Louisville, KentuckKentucky; 17-Mississippi Coast Coliseum, Biloxi, Miss.; 18-GMAC Bowl Classic, Mobile, Ala.; 19-San Juan Shootout, Guyanabo, P.R.; 20-BancorpSouth Center in Tupelo, Miss.; 21-Mississippi Coliseum, Jackson, Miss.; 22-Nokia Sugar Bowl Classic, New Orleans Arena, New Orleans, La.; 23-Bi-Lo Center, Greenville, S.C.

The Southeastern Conference

A pioneer in the integration of higher education and athletic competition, the Southeastern Conference stands ready to advance intercollegiate athletics into the 21st century.

Since its formation in 1933, the SEC has achieved both stature and stability by designating governing/voting power to the presidents of the member institutions. They have determined the policies of the conference and through the years this involvement has been the principal source of strength in the evolution of the SEC.

Throughout its 71-year history, the SEC has provided leadership on the vital issues facing intercollegiate competition. In 1993, the member institutions adopted the Principles of Gender Equity, committed to increasing the quantity and quality of women's athletic opportunities, each school will provide at least two more women's intercollegiate programs than the number of men's.

Faced with the task of conference realignment after competing with 10 members since 1966, the SEC welcomed the University of Arkansas on Aug. 1, 1990, and the University of South Carolina on Sept. 25, 1990. Joining charter members Alabama, Auburn, Florida, Georgia, Kentucky, LSU, Mississippi, Mississippi State, Tennessee and Vanderbilt, on July 1, 1991, Arkansas and South Carolina became the first schools added in conference history.

Fully incorporated into conference competition by 1992, Arkansas and South Carolina participated in SEC championships for all sports except football during the 1991-92 academic year. The SEC was again at the forefront, introducing football, basketball and baseball divisional play and the nation's first ever Division I football championship game.

SEC schools began athletic competition with one another 101 years ago as members of the Southern Intercollegiate Athletic Association. Seven institutions (Alabama, Auburn, Georgia, Georgia Tech, North Carolina, Sewanee and Vanderbilt) attended the SIAA organizational meeting of faculty representatives, called by Dr. William L. Dudley of Vanderbilt, in Atlanta Dec. 22, 1894.

Student teams from the schools began meeting in various sports with little pattern to their contests. Baseball was the most popular campus sport, but the American adaptation of the English game rugby, called "football" was drifting down from the East and Midwest. Southerners were quickly attracted to this sport formalized in 1869.

The first football game in the Southeast was played April 9, 1880, on the ground now called Old Stoll Field at the University of Kentucky. Kentucky, then known as Kentucky A&M, was host to the contest in which Transylvania College, then called Kentucky University, upset Centre College 13 3/4 to 0. Kentucky A&M (now UK) organized a team and in November 1881, played Transylvania a three-game series (winning 7 1/2 to 1, then losing 1 to 2 and 2 1/2 to 3 3/4). By 1895, 11 current SEC members were playing football.

Basketball moved quickly to the South as Vanderbilt was playing at the Nashville YMCA in 1893, just two years after Dr. James Naismith originated the game at Springfield (Mass.) College.

Track was organized on a conference level at the 1895 SIAA meeting presided over by President Dudley who served until his death in 1914. The first annual championship meet was held at Vanderbilt May 15, 1896. By 1900 eight of the 13 charter SEC members were participating.

The seven-member SIAA expanded to 19 institutions in 1895 (Alabama, Auburn, Central, Clemson, Cumberland, Georgia, Georgia Tech, Kentucky, LSU, Mercer, Mississippi State, Nashville, North Carolina, Sewanee, Southwestern Presbyterian, Tennessee, Texas, Tulane and Vanderbilt) and by 1920 there were 30 members.

The larger schools reorganized as the Southern Conference at a meeting in Gainesville Dec. 12-13, 1920. Professor S.V. Sanford of Georgia called the meeting and served as the first president. Charter members of the Southern Conference included: Alabama, Auburn, Clemson, Georgia, Georgia Tech, Kentucky, Maryland, Mississippi State, North Carolina, North Carolina State, Tennessee, Virginia, Virginia Tech and Washington & Lee.

Despite an original limit of 16, the membership grew to 23 by 1928. In 1922, Florida, Louisiana State, Mississippi, South Carolina, Tulane, Vanderbilt and Virginia Military joined, while Sewanee and Duke became members in 1923 and 1928, respectively. At one time or another the SIAA and the SC included most of the Southern colleges from Virginia to Texas.

The 13 members west and south of the Appalachian Mountains reorganized as the Southeastern Conference at the annual SC meeting of Dec. 8-9, 1932, in Knoxville. The 10 coast members remained in the Southern Conference. Dr. Frank L. McVey of Kentucky was elected president of the new conference whose charter members were: Alabama, Auburn, Florida, Georgia, Georgia Tech, Kentucky, Louisiana State, Mississippi, Mississippi State, Sewanee, Tennessee, Tulane and Vanderbilt. (Sewanee withdrew Dec. 13, 1940, Georgia Tech on June 1, 1964 and Tulane on June 1, 1966). McVey held an informal meeting of the school presidents in Birmingham Feb. 16, 1933, then the first full meeting in Atlanta Feb. 27.

The office of the commissioner was formed in 1940 in Jackson due to the great amount of detail work developing, especially in recruiting and eligibility. Former Mississippi Governor Martin S. Conner took office as commissioner Aug. 21, 1940, as an extension of the authority of the presidents. Conner later became ill and the secretary of the conference, Dean N.W. Dougherty of Tennessee, served as acting commissioner during the fall of 1946.

The office moved to Birmingham with the appointing of Bernie H. Moore as the second full-time commissioner on Feb. 21,

The Southeastern Conference

Eastern Division

Florida

Georgia

Kentucky

South Carolina

Tennessee

Vanderbilt

Western Division

Alabama

Arkansas

Auburn

Louisiana State

Mississippi

Mississippi State



Mike Slive
Commissioner



Charles Bloom
Associate Commissioner
Dir. of Media Services



DeWayne Peevy
Associate Director
Men's Basketball Contact

In the 1979-80 academic year SEC championships for women were recognized in basketball, tennis and volleyball. The following year golf, gymnastics, swimming and track and field were added. The administration of women's athletics officially came under the auspices of the conference office on Sept. 1, 1984.

The SEC currently regulates nine men's sports and 10 women's sports: Men — baseball, basketball, football, golf, swimming, tennis and track (cross country, indoor and outdoor). Women — basketball, golf, gymnastics, soccer, swimming, tennis, track (cross country, indoor and outdoor) and volleyball.

1948. Moore, a former LSU coach, guided the SEC to national respect in his 18-year tenure.

A.M. (Tonto) Coleman succeeded Moore upon his retirement April 1, 1966. The Alabama native who was reared in Texas and experienced in athletic coaching and administration served six and a half years.

Dr. H. Boyd McWhorter, then Dean of Arts and Sciences at Georgia and secretary of the league since 1967, accepted the position upon the retirement of Coleman Aug. 1, 1972. Under his leadership the SEC experienced unparalleled growth. In McWhorter's first year the SEC distributed \$1.57 million and 14 years later (1986) the league distributed \$15 million in revenue to the member institutions.

Dr. Harvey W. Schiller, an Air Force colonel and faculty chair at the U.S. Air Force Academy, followed McWhorter upon retirement, taking office Sept. 15, 1986. Under his guidance the SEC established itself as a leader in the areas of athletic scholarship and marketing.

Roy F. Kramer succeeded Schiller on Jan. 10, 1990. Kramer joined the league office after spending 12 years as athletic director at Vanderbilt.

Michael L. Slive, first-ever Commissioner of Conference USA and former commissioner of the Great Midwest Conference, was named the seventh commissioner of the SEC on July 2, 2002.

The first SEC champions were crowned in 1933 in baseball, basketball, football and outdoor track. The league's inaugural championship event was a basketball tournament in Atlanta Feb. 24-28, 1933. Records show the first men's team title for cross-country was awarded in 1935, while golf and swimming were added in 1937. The league later began hosting championships in tennis (1953) and indoor track (1957).

2005 SEC Men's Basketball Tournament

The 2005 Southeastern Conference Men's Basketball Tournament will be held in a familiar setting as the Georgia Dome in Atlanta, Ga., again plays host to this event. The Georgia Dome, a world-class facility with basketball seating configuration of 26,000, serves as the site of the 12-team tournament for the sixth time in eight years and the seventh time overall in league history. The 2004 tournament amassed impressive crowds with the 10th highest total attendance (195,630) and the seventh highest Session 5 attendance (21,446) in SEC Tournament history.

The SEC Men's Basketball Tournament was first held at the Dome in 1995, establishing records in total attendance (250,031), single-game and championship game attendance (30,057). The 2005 event marks the 10th time Atlanta has hosted the tournament (1933, 1934, 1987, 1995, 1998, 1999, 2000, 2002, 2004)

The winner of the 11-game tournament receives the SEC's automatic bid to the NCAA Tournament. The tournament seeds, conference championship and division titles are determined by the 16-game conference schedule during the regular season. Teams are seeded by their divisional finish and features Eastern Division-Western Division matchups in every game should the higher seed win each contest.

Atlanta served as host of the inaugural SEC Tournament played following the 1932-33 season and did so again after the 1933-34 season. The event was held every year through 1952, with the exception of 1935.

After a 26-year layoff (1953-78), the tournament was renewed in 1979. The 2005 tournament will be the 46th in league history and the 27th since the renewal.

The SEC has shown extraordinary balance in the tournament, evidenced by the fact that a different school won the first seven titles after the renewal. The event has helped set the stage for SEC teams in the NCAA Tournament, as 20 of the last 25 tournament champions have advanced to at least the Sweet 16 with three of the last nine going on to win the national championship. Since the renewal in 1979, the SEC Tournament Champion has failed to win at least one NCAA Tournament game only three times.

Kentucky leads the league with 25 SEC Tournament titles. Alabama is second with six, while Tennessee ranks third with four, and Mississippi State has two championship trophies. Arkansas, Auburn, Georgia, LSU, Ole Miss, Vanderbilt and former league member Georgia Tech have each won one SEC Tournament championship.

Annual SEC Champions

168

2004-05 OPPONENTS

Year	Champion	SEC	Overall	Tourney Champ	Site	Championship Game Result
1933	Kentucky	8-0	20-3	Kentucky	Atlanta	Kentucky 46, Mississippi State 27
1934	Alabama	13-2	16-2	Alabama	Atlanta	Alabama 41, Florida 25
1935	Louisiana State	12-0	14-1	No Tournament		
	Kentucky	11-0	19-2			
1936	Tennessee	8-4	15-6	Tennessee	Knoxville	Tennessee 29, Alabama 25
1937	Kentucky	5-3	17-5	Kentucky	*Knoxville	Kentucky 39, Tennessee 25
1938	Georgia Tech	9-2	18-2	Georgia Tech	Baton Rouge	Georgia Tech 58, Ole Miss 47
1939	Kentucky	5-2	16-4	Kentucky	Knoxville	Kentucky 46, Tennessee 38
1940	Kentucky	4-4	15-6	Kentucky	Knoxville	Kentucky 51, Georgia 43
1941	Tennessee	8-3	17-5	Tennessee	Louisville	Tennessee 36, Kentucky 33
1942	Kentucky	6-2	19-6	Kentucky	Louisville	Kentucky 36, Alabama 34
1943	Tennessee	6-3	14-4	Tennessee	Louisville	Tennessee 33, Kentucky 30
1944	Kentucky	0-0	19-2	Kentucky	**Louisville	Kentucky 62, Tulane 46
1945	Kentucky	4-1	22-4	Kentucky	Louisville	Kentucky 39, Tennessee 35
1946	Kentucky	6-0	28-2	Kentucky	Louisville	Kentucky 59, Louisiana State 36
1947	Kentucky	11-0	34-3	Kentucky	Louisville	Kentucky 55, Tulane 38
1948	Kentucky	9-0	36-3	Kentucky	Louisville	Kentucky 54, Georgia Tech 43
1949	Kentucky	13-0	32-2	Kentucky	Louisville	Kentucky 68, Tulane 52
1950	Kentucky	11-2	25-5	Kentucky	Louisville	Kentucky 95, Tennessee 58
1951	Kentucky	14-0	32-2	Vanderbilt	Louisville	Vanderbilt 61, Kentucky 57
1952	Kentucky	14-0	29-3	Kentucky	Louisville	Kentucky 44, Louisiana State 43
1953	Louisiana State	13-0	25-2	No Tournament		
1954	Kentucky	14-0	25-0	No Tournament		
	Louisiana State	14-0	21-5			
1955	Kentucky	12-2	23-3	No Tournament		
1956	Alabama	14-0	21-3	No Tournament		
1957	Kentucky	12-2	23-5	No Tournament		
1958	Kentucky	12-2	23-6	No Tournament		
1959	Mississippi State	13-1	24-1	No Tournament		
1960	Auburn	12-2	19-3	No Tournament		
1961	Mississippi State	11-3	19-6	No Tournament		
1962	Mississippi State	13-1	24-1	No Tournament		
	Kentucky	13-1	23-3			
1963	Mississippi State	13-1	23-3	No Tournament		
1964	Kentucky	11-3	21-6	No Tournament		
1965	Vanderbilt	15-1	24-4	No Tournament		
1966	Kentucky	15-1	32-2	No Tournament		
1967	Tennessee	15-3	21-7	No Tournament		
1968	Kentucky	15-3	22-5	No Tournament		
1969	Kentucky	16-2	23-5	No Tournament		
1969	Kentucky	16-2	23-5	No Tournament		
1970	Kentucky	17-1	26-2	No Tournament		
1971	Kentucky	16-2	22-4	No Tournament		
1972	Kentucky	14-4	21-7	No Tournament		
	Tennessee	14-4	19-6			
1973	Kentucky	14-4	20-8	No Tournament		
1974	Vanderbilt	15-3	23-3	No Tournament		
	Alabama	15-3	22-4			
1975	Kentucky	15-3	26-5	No Tournament		
	Alabama	15-3	22-5			
1976	Alabama	15-3	23-5	No Tournament		
1977	Kentucky	16-2	26-4	No Tournament		
	Tennessee	16-2	22-6			
1978	Kentucky	16-2	30-2	No Tournament		
1979	Louisiana State	14-4	23-6	Tennessee	Birmingham	Tennessee 75, Kentucky 69 (OT)
1980	Kentucky	15-3	29-6	Louisiana State	Birmingham	Louisiana State 80, Kentucky 78

Annual SEC Champions/SEC Totals/Champions

Year	Champion	SEC	Overall	Tourney Champ	Site	Championship Game Result
1981	Louisiana State	17-1	31-5	Ole Miss	Birmingham	Ole Miss 66, Georgia 62
1982	Kentucky	13-5	22-8	Alabama	Lexington	Alabama 48, Kentucky 46
	Tennessee	13-5	20-10			
1983	Kentucky	13-5	23-8	Georgia	Birmingham	Georgia 86, Alabama 71
1984	Kentucky	14-4	29-5	Kentucky	Nashville	Kentucky 51, Auburn 49
1985	Louisiana State	13-5	19-10	Auburn	Birmingham	Auburn 53, Alabama 49 (OT)
1986	Kentucky	17-1	32-4	Kentucky	Lexington	Kentucky 83, Alabama 72
1987	Alabama	16-2	28-5	Alabama	Atlanta	Alabama 69, Louisiana State 62
1988	Vacated			Vacated	Baton Rouge	Kentucky 62, Georgia 57
1989	Florida	13-5	21-13	Alabama	Knoxville	Alabama 72, Florida 60
1990	Georgia	13-5	20-9	Alabama	Orlando	Alabama 70, Ole Miss 51
1991	Mississippi State	13-5	20-9	Alabama	Nashville	Alabama 88, Tennessee 69
	Louisiana State	13-5	20-10			
1992	Arkansas	13-3	26-8	Kentucky	Birmingham	Kentucky 80, Alabama 54
1993	Vanderbilt	14-2	28-6	Kentucky	Lexington	Kentucky 82, Louisiana State 65
1994	Arkansas	14-2	31-3	Kentucky	Memphis	Kentucky 73, Florida 60
1995	Kentucky	14-2	28-5	Kentucky	Atlanta	Kentucky 95, Arkansas 93 (OT)
1996	Kentucky	16-0	34-2	Mississippi State	New Orleans	Mississippi State 84, Kentucky 73
1997	South Carolina	15-1	24-8	Kentucky	Memphis	Kentucky 95, Georgia 68
1998	Kentucky	14-2	35-4	Kentucky	Atlanta	Kentucky 86, South Carolina 56
1999	Auburn	14-2	29-4	Kentucky	Atlanta	Kentucky 76, Arkansas 63
2000	Florida	12-4	29-8	Arkansas	Atlanta	Arkansas 75, Auburn 67
	Kentucky	12-4	23-10			
	Louisiana State	12-4	28-6			
	Tennessee	12-4	26-7			
2001	Florida	12-4	24-7	Kentucky	Nashville	Kentucky 77, Ole Miss 55
	Kentucky	12-4	24-10			
2002	Alabama	12-4	27-8	Mississippi State	Atlanta	Mississippi State 61, Alabama 58
2003	Kentucky	16-0	32-4	Kentucky	New Orleans	Kentucky 64, Mississippi 57
2004	Mississippi State	14-2	26-4	Kentucky	Atlanta	Kentucky 89, Florida 73

NOTES: From 1933-1950 the SEC champion was determined by a tournament, except for 1935. Since 1951, when the round-robin schedule was introduced, the title has been decided by a winning percentage on the conference schedule. * Only eight teams invited to participate. ** Only six teams participated due to

SEC Championship Totals

Kentucky	42	(1933, 35t, 37, 39, 40, 42, 44, 45, 46, 47, 48, 49, 50, 51, 52, 54t, 55, 57, 58, 62t, 64, 66, 68, 69, 70, 71, 72t, 73, 75t, 77t, 78, 80, 82t, 83, 84, 86, 95, 96, 98, 2000t, 01t, 03)
Louisiana State	8	(1935t, 53, 54t, 79, 81, 85, 91t, 2000t)
Tennessee	8	(1936, 41, 43, 67, 72t, 77t, 82t, 2000t)
Alabama	7	(1934, 56, 74t, 75t, 76, 87, 2002)
Mississippi State	6	(1959, 61, 62t, 63, 91t, 04)
Florida	3	(1989, 2000t, 01t)
Vanderbilt	3	(1965, 74t, 93)
Arkansas	2	(1992, 94)
Auburn	2	(1960, 99)
South Carolina	1	(1997)
Georgia	1	(1990)
#Georgia Tech	1	(1938)

SEC Tournament Champions

Kentucky	25	(1933, 37, 39, 40, 42, 44, 45, 46, 47, 48, 49, 50, 52, 84, 86, 92, 93, 94, 95, 97, 98, 99, 2001, 03, 04)
Alabama	6	(1934, 82, 87, 89, 90, 91)
Tennessee	4	(1936, 41, 43, 79)
Mississippi State	2	(1996, 2002)
Arkansas	1	(2000)
Auburn	1	(1985)
Georgia	1	(1983)
Louisiana State	1	(1980)
Ole Miss	1	(1981)
Vanderbilt	1	(1951)
#Georgia Tech	1	(1938)

Former member of the Southeastern Conference

All-Time SEC Standings

(Regular-Season Games Only, 1933-2004)

Team	Yrs	Won	Lost	Pct.	Championships
Kentucky	71	809	215	.790	43
Alabama	71	662	491	.574	7
Arkansas	13	117	87	.573	2
Tennessee	71	592	470	.557	8
Vanderbilt	72	566	522	.520	3
Louisiana State	72	560	546	.506	8
Auburn	71	517	581	.470	2
Florida	71	473	565	.455	3
Mississippi State	71	482	638	.430	6
Georgia	72	448	636	.413	1
South Carolina	13	84	124	.403	1
Ole Miss	71	401	698	.364	0
Former Members					
Georgia Tech	32	201	207	.493	1
Tulane	34	195	252	.436	0
Sewanee	8	3	76	.038	0
TOTALS	72	6110	6108	.500	85

All-Time Records

Team	Yrs	Won	Lost	Pct
Kentucky	100	1876	577*	.764
Arkansas	81	1391	758	.647
Alabama	91	1385	835*	.624
Tennessee	95	1331	867#	.605
Vanderbilt	101	1319	957	.579
Louisiana St.	96	1282	976	.567
Mississippi St.	92	1143	980	.538
Auburn	98	1122	966*	.537
South Carolina	96	1166	1024*	.532
Georgia	99	1177	1071	.523
Florida	85	1048	958	.522
Ole Miss	94	1018	1108	.478

* Includes one tie
Includes two ties

SEC Tournament Records

Team	Yrs	Won	Lost	Pct	Titles
Kentucky	42	105	17	.860	25
Alabama	44	54	38	.586	6
Tennessee	43	53	40	.569	4
Arkansas	12	14	12	.538	1
South Carolina	12	12	13	.480	0
Louisiana State	44	39	44	.469	1
Georgia	43	32	43	.426	1
Vanderbilt	42	27	42	.391	1
Auburn	41	25	41	.378	1
Florida	38	22	39	.360	0
Ole Miss	41	21	41	.338	1
Mississippi State	43	18	42	.300	2
Former Members					
Georgia Tech	19	14	18	.438	1
Tulane	16	12	16	.429	0
Sewanee	2	0	2	.000	0

All-Time Team vs. Team Records

(Reads Horizontally • Records According To School Media Guides)

	UA	AR	AU	UF	UGA	UK	LSU	UM	MSU	USC	UT	VU
Alabama		17-21	79-50	70-52	85-44	33-93	90-62	107-46	106-65	17-9	68-61	63-59
Arkansas	21-17		17-11	8-6	11-7	7-18	25-13	35-19	22-14	9-5	9-9	10-7
Auburn	50-79	11-17		86-63	84-83	17-78	56-73	66-42	64-56	15-10	34-65	48-73
Florida	52-70	6-8	63-86		92-96	24-82	35-56	52-41	53-44	27-16	46-60	48-59
Georgia	44-85	7-11	83-84	96-92		21-102	39-55	63-34	48-44	41-41	51-79	44-74
Kentucky	93-33	18-7	78-17	82-24	102-21		74-21	90-11	81-17	33-5	134-62	126-37
LSU	62-90	13-25	73-56	56-35	55-39	21-74		108-77	97-88	6-10	39-54	43-54
Ole Miss	46-107	19-35	42-66	41-52	34-63	11-90	77-108		102-128	10-8	35-63	37-67
Mississippi St.	65-106	14-22	56-64	44-53	44-48	17-81	88-97	128-102		9-5	38-69	40-70
South Carolina	9-17	5-9	10-15	16-27	41-41	5-33	10-6	8-10	5-9		20-22	19-15
Tennessee	61-68	9-9	65-34	60-46	79-51	62-134	54-39	63-35	69-38	22-20		102-63
Vanderbilt	59-63	7-10	73-48	59-48	74-44	37-126	54-43	67-37	70-40	15-19	63-102	

NOTE: Sewanee withdrew after the 1940 season, Georgia Tech after the 1964 season and Tulane after the 1966 season. During World War II, Alabama, Auburn, Florida, Ole Miss, Mississippi State and Tennessee suspended intercollegiate basketball for the 1944 season. Kentucky did not compete during the 1953 season due to NCAA suspension. South Carolina and Arkansas joined the SEC July 1, 1991.



The Nation's Leader In Men's College Basketball

Throughout the history of men's college basketball, the Southeastern Conference has captured eight NCAA Championships and three NIT titles putting the SEC as one of the nation's top basketball conferences.

The SEC had another solid season in 2003-04, advancing at least half of the SEC's member institutions to the postseason for the 26th consecutive year.

SIX TEAMS DANCING AGAIN

The SEC tied its conference record for NCAA Tournament bids last season with six bids for the sixth straight season, tied with the ACC, Big East and Conference USA in number of bids for the 2004 NCAA Tournament. The league tied the record set in 1987 which was again accomplished in 1999, 2000, 2001, 2002 and 2003.

The SEC closed the season with seven wins in the 2004 NCAA Tournament, tied for fourth in the nation. The SEC did not have a team reach the Final Four for just the fourth time in the last 12 years when Alabama was eliminated in the Elite Eight.

2004 also marked the 15th straight year the SEC had at least one team advance to the Sweet 16 (Alabama and Vanderbilt) and the 10th time in 12 years that the conference had a team advance to the Elite Eight.

SPREADING THE WEALTH

Since the 1980-81 season, each of the 12 SEC schools has captured either an SEC divisional, overall or tournament title and 11 different schools have won or shared the SEC Championship since the league's inception in 1933.

The wealth was truly shared last year as Alabama and Georgia joined the ranks of SEC Divisional Champions. All 12 schools have now won or shared a divisional title.

During the last 16 seasons, six schools captured their inaugural SEC title. Florida began the string by winning the school's first-ever basketball crown in 1989. Georgia followed in 1990. Arkansas won the 1992 title in its first season in the SEC and South Carolina earned the top spot in 1997.

EVERYBODY DANCE

Every team in the SEC has made at least one NCAA Tournament appearance in the last four editions of the "Big Dance," which shows the balance in the league over the past few seasons. Here's a quick look at those appearances since the 2001 event.

Team	NCAA Appearances from 2001-2004
Alabama	2002, 03, 04
Arkansas	2001
Auburn	2003
Florida	2001, 02, 03, 04
Georgia	2001, 02
Kentucky	2001, 02, 03, 04
LSU	2003
Ole Miss	2001, 02
Mississippi State	2002, 03, 04
South Carolina	2004
Tennessee	2001
Vanderbilt	2004

POLL WORTHY

The SEC is the only conference in the nation to have all of its teams ranked at least one week in the Associated Press top 25 (excluding preseason polls) since 1999-00. Simply stated, every SEC team has been a top-25 team nationally at one point in the last five seasons.

A look at SEC teams in the AP top 25 show the league's diversity since the 2000 season. Every team has been in the top 25.

Alabama	2002-03
Arkansas	2000-01
Auburn	1999-00
Florida	2003-04
Georgia	2002-03
Kentucky	2003-04
LSU	2003-04
Ole Miss	2000-01
Mississippi State	2003-04
South Carolina	2003-04
Tennessee	2000-01
Vanderbilt	2003-04

Here's a look at the other major conferences and their teams who have not achieved an AP top 25 ranking over that span:

ACC	7 of 9	Clemson, Florida State
Atlantic 10	4 of 12	Duquesne, Fordham, Geo. Washington, LaSalle, UMass, Rhode Island, Richmond, St. Bonaventure
Big East	10 of 14	Rutgers, Villanova, Va. Tech, West Virginia
Big Ten	8 of 11	Michigan, Northwestern, Penn State
Big 12	7 of 12	Baylor, Colorado, Kansas State, Nebraska, Texas A&M
Conference USA	5 of 14	Charlotte, East Carolina, Houston, Saint Louis, South Florida, Southern Miss, Tulane, TCU, UAB
Pac-10	6 of 10	Arizona State, Oregon State, Washington, Washington State

HOW SWEET IT IS

In 2004, two SEC teams made the Sweet 16 with Alabama and Vanderbilt advancing.

The Crimson Tide and the Commodores became the 10th and 11th SEC teams since 1996 to advance to the Sweet 16. The SEC leads the nation with 11 of its 12 members reaching the Sweet 16 since 1996. Next in line behind the Southeastern Conference are the Big East (10), Big Ten (9), Big XII (7), Pac 10 (7) and ACC (5).

SEC HAD BEST RECORD AMONG TOP CONFERENCES

The SEC led the nation with a 29-15 record against the Top 8 RPI basketball conferences, entering the NIT and NCAA Tournaments.

HOME SWEET HOME

Southeastern Conference teams had a 147-42 (.778) record at home last season.



The Nation's Leader In Men's College Basketball

SEC vs. NATIONALLY RANKED NON-CONF. OPPONENTS

SEC teams were 10-10 in 2004 against nationally ranked non-conference opponents and 4-3 against teams in the Top 10 of both polls.

SEC IN STRENGTH OF SCHEDULES

The SEC had 10 of the 40 toughest schedules in the country, according to CollegeRPI.com, entering the NIT and NCAA Tournaments.

SEC PLACES SIX TEAMS IN NCAA TOURNEY

The SEC has had six teams in the NCAA Tournament field in each of the last six seasons. The Southeastern Conference led the nation in Overall RPI during the four of the last five seasons and was first or second over the same span in Non-Conference RPI heading into the NCAA Tournament. The SEC's Overall RPI is the highest in league history. Below is a breakdown of the SEC's national ranking in Overall and Non-Conference RPI and the number of NCAA teams over the last six seasons. RPI rankings are provided by CollegeRPI.com entering the NIT and NCAA tournaments.

Year	Overall RPI	Non-Conf RPI	Number of NCAA Teams
2004	0.5888 (2)	0.5863 (2)	6 Teams
2003	0.5807 (1)	0.5890 (1)	6 Teams
2002	0.5839 (1)	0.5870 (1)	6 Teams
2001	0.5849 (1)	0.5843 (2)	6 Teams
2000	0.5738 (1)	0.5689 (2)	6 Teams
1999	0.5648 (4)	0.5575 (5)	6 Teams

ROAD WARRIORS

With a 3-9 mark the last week of the regular season, road teams' collective road conference record rose to 32-64.

Breaking down the record shows the road teams have an 18-26 record in weekday conference games and a 14-38 record in weekend league games.

In 2003, SEC road teams did not fare well either with a 33-63 record. The breakdown was 13-31 in weekday night conference games and 20-32 in weekend conference tilts.

CLOSE CALLS

Winning conference games was not easy this season as evidenced by some tight games decided by the slimmest of margins.

Of the 96 conferences played this season, 33 were decided by six points or less, including six overtime games. Meaning 34.4 percent of league games were won in the final minutes.

SEC RANKED FIRST WITH SEVEN TEAMS IN RPI TOP 45

The SEC led the nation with seven teams ranked in CollegeRPI.com's Top 45, entering the NIT and NCAA Tournaments.

SEC vs. NATIONALLY RANKED NON-CONF. OPPONENTS

SEC teams were 10-10 in 2004 against nationally ranked non-conference opponents and 4-3 against teams in the Top 10 of both polls.

SEC STILL AMONG FINAL FOUR LEADERS

In the last 12 NCAA Tournaments (1993-2004), the SEC's nine Final Four appearances are behind only the ACC's 12 for the most by any conference during that span.

With Florida returning to the Final Four in the 2000 season, the SEC has had a total of four different teams to make the national semifinals, two behind the Big Ten's six and tied with the ACC.

Florida's Final Four showing gave the SEC its 19th all-time appearance (24th including five appearances by Arkansas prior to joining the SEC). The Gators' win over Oklahoma State in the 2000 East Regional Final was the league's 39th all-time appearance in a regional final (44th including five trips by Arkansas prior to joining the SEC).

Atlantic Coast (12) - Duke, Georgia Tech, North Carolina, Maryland

SEC (9) - Arkansas, Florida, Kentucky, Mississippi State
Big Ten (8) - Indiana, Michigan, Michigan State, Minnesota,

Ohio State, Wisconsin

Big XII* (7) - Kansas, Oklahoma, Oklahoma State, Texas

Pacific-10 (5) - Arizona, Stanford, UCLA

Big East (4) - Connecticut, Syracuse

Atlantic-10 (1) - Massachusetts

Conference USA (1) - Marquette

Western Athletic (1) - Utah

*Including teams part of the Big 8

THE BIG 2-0!

The SEC boasts five teams who recorded 20 or more wins in 2004. Kentucky led the way with 27 victories.

Since the SEC went to divisional play in 1992, the league has had four 20-win teams five times (1992, 1993, 1995, 1996, 1997) and three years with five 20-win teams in 1994, 2000 and 2003. Six teams had 20 or more wins in 2001. This in addition to the three seasons with seven 20-win teams in 1998, 1999 and 2002.

This marks the fifth time in the last six years that every team in the league recorded double digits in wins. Only Arkansas was not in double digits with nine wins in 2003.

SEC SECOND IN NCAA TOURNEY WINS

With a 7-6 record in the 2004 NCAA Tournament, the SEC ranks second among all conferences in wins in the "Big Dance" since the 1994 season.

The Southeastern Conference has amassed 93 victories since the 1994 NCAA Tournament.

Conference NCAA Record (1994-2004)

ACC	95-47 (.669)
SEC	93-56 (.624)
Big East	88-48 (.647)
Big Ten	87-56 (.608)
Big 12*	76-57 (.571)
Pac-10	72-46 (.610)

*Combined records of teams of the former Big Eight and Southwest conferences before 1997.

2004-05 SEC Opponents



Mark Gottfried



Kennedy Winston

2004-05 Schedule

Nov. 10	Stillman (EXH)
Nov. 13	Athletes in Action (EXH)
Nov. 19	Western Carolina
Nov. 21	North Texas
Nov. 24-27	Great Alaska Shootout — Anchorage, Alaska
Nov. 24	Alabama vs. Alaska-Anchorage
Nov. 26	Bama/UAA loser vs. Furman/Minnesota (L)
Nov. 27	Bama/UAA winner vs. Furman/Minnesota (W)
Nov. 27	Finals, semifinals, consolation

Dec. 1	East Tennessee State
Dec. 4	at Charlotte
Dec. 7	at Alabama State
Dec. 11	Temple
Dec. 18	Tennessee State
Dec. 22	Texas A&M. Corpus Christi
Dec. 29	at Wisconsin
Jan. 1	New Orleans
Jan. 5	at Vanderbilt
Jan. 8	LSU
Jan. 18	Mississippi State
Jan. 22	at Ole Miss
Jan. 26	at Auburn
Jan. 29	Georgia
Feb. 5	at Florida
Feb. 9	at Tennessee
Feb. 12	Ole Miss
Feb. 16	Arkansas
Feb. 19	South Carolina
Feb. 22	at LSU
Feb. 26	Kentucky
March 2	Auburn
March 5	at Mississippi State
March 10-13	SEC Tournament (Atlanta, Ga.)

2003-04 Results

Global Sports (exh.)	W	75-69
Pittsburgh#	L	71-62
Louisiana Tech	W	69-63
Southeastern Louisiana	W	83-76
at Providence	L	76-71
Charlotte	W	79-72
Austin Peay	W	65-47
Athletes in Action (exh.)	L	77-72
Chattanooga	W	76-72
Oregon@	W	87-86
Mercer	W	101-44
Wisconsin	W	71-56
at Xavier	L	68-47
at Louisiana State*	L	70-66
Arkansas*	W	81-65
Auburn*	W	69-46
at Georgia*	W	45-42
at Ole Miss*	L	71-60
Florida*	L	88-78
Louisiana State*	L	60-54
at South Carolina*	L	90-82 (OT)
at Kentucky*	L	66-55
Tennessee*	W	83-70
Vanderbilt*	L	70-67
at Mississippi State*	W	77-73
at Auburn*	W	72-71
Ole Miss*	W	84-69
at Arkansas*	W	72-68
at Mississippi State*	L	82-81
Tennessee^	W	84-49
Florida^	L	75-53
Southern Illinois%	W	65-64
Stanford%	W	70-67
Syracuse+	W	80-71
Connecticut+	L	87-71

- Coaches vs. Cancer Classic in New York, N.Y.

Alabama

February 19 • 3:00 p.m. (JP)
Coleman Coliseum (15,316)
Tuscaloosa, Ala.



GENERAL INFORMATION

Location: Tuscaloosa, Ala.
Founded: 1831
Enrollment: 20,333
Interim President: Dr. Robert E. Witt
Faculty Representative: Joe Hornsby
Athletic Director: Mal Moore
Nickname: Crimson Tide
Colors: Crimson and White
Facility (Cap.):
Coleman Coliseum (15,316)

PHONE DIRECTORY

Athletic Department: (205) 348-3600
Sports Information: (205) 348-6084
Sports Information FAX: (205) 348-8841
Press Row Phone: (205) 348-6084

SPORTS INFORMATION

Basketball SID: Becky Hopf
Home Phone: (205) 343-9055
E-mail: bhopf@ia.ua.edu
Mailing Address:
Sports Information Office
PO Box 870391
Tuscaloosa, AL 35487-0391

Overnight Address:

Sports Information Office
Coleman Coliseum Room 170
23 Paul Bryan Drive
Tuscaloosa, AL 35487-0391

Website: www.rolltide.com

SERIES INFORMATION

Series Record: Alabama leads, 18-8
In Columbia: Series Tied, 6-5
In Tuscaloosa: Alabama leads, 8-1
Neutral: Alabama leads, 4-2
First Meeting:
UA, 49-24 (Feb. 28, 1923), at Atlanta, Ga.
Last Meeting:
SC, 90-82 (OT) (Feb. 4, 2003), at Columbia

BASKETBALL INFORMATION

Head Coach (Alma Mater, Year):
Mark Gottfried (Alabama, 1987)
Record at Alabama (Years):
119-74 (6 years)
Overall Record (Years):
187-99 (9 years)
Record vs. South Carolina: 5-3
Assistant Coaches (Alma Mater, Year):
Philip Pearson (Alabama, 1993);
Orlando Early (Gardner-Webb, 1990);
Tom Asbury (Wyoming, 1968)
2003-04 Record:
20-13, 8-8 Southeastern (T-2nd, West)
Post Season Play: NCAA Elite Eight
Lettermen Returning/Lost: 7/4
Starters Returning/Lost: 4/1

HOTEL HEADQUARTERS

Carolina in Tuscaloosa: Four Points by
Sheraton, 320 Paul Bryant, Tuscaloosa, Ala.
35401 (205) 752-3200

2004-05 CRIMSON TIDE ROSTER

No.	Name	Pos.	Ht.	Wt.	Class	Hometown	PPG	RPG
1	Chuck Davis	F	6-7	230	Jr.	Selma, Ala.	11.5	5.9
3	Kennedy Winston	F	6-6	205	Jr.	Prichard, Ala.	17.1	5.5
4	Albert Weber	G	6-3	180	Fr.	Marrero, La.	#21.0	4.0
5	Earnest Shelton	G	6-3	200	Sr.	Memphis, Tenn.	15.8	3.8
13	Lucky Williams	G/F	6-5	210	R-Sr.	Lagos, Nigeria	0.3	0.7
20	LaKory Daniels	G	6-1	180	R-Fr.	Troy, Ala.	*26.0	4.0
21	Evan Brock	F	6-8	200	Jr.	Roswell, Ga.	3.1	2.7
22	Ronald Steele	G	6-2	185	Fr.	Birmingham, Ala.	#23.1	6.4
23	Jean Felix	F	6-7	213	Jr.	Pointe-Noire, Ala.	^18.2	8.2
24	Jason Reese	G	6-2	210	Sr.	Birmingham, Ala.	0.6	1.0
25	Glenn Miles	G	6-4	185	Fr.	Birmingham, Ala.	#18.0	10.0
32	Shawn Taylor	C	6-11	200	R-Fr.	Anadilla, Ga.	*18.0	11.0
33	Jermereo Davidson	F	6-10	210	So.	Atlanta, Ga.	5.0	4.3
44	Justin Jonus	G/F	6-5	205	R-Fr.	Boaz, Ala.	*23.0	10.0
45	Akini Adkins	F	6-9	200	R-Fr.	Tallahassee, Fla.	*23.0	13.0

- High School Averages from 2003-04

* - High School Averages from 2002-03

^ - Averages from Beville State

2004-05 SEC Opponents

Arkansas

February 2 • 7:30 pm
The Colonial Center (18,000)
Columbia, S.C.



174

2004-05 OPPONENTS

GENERAL INFORMATION

Location: Fayetteville, Ark.
Founded: 1871
Enrollment: 16,449
Chancellor: Dr. John White
Faculty Representative:
Howard Brill
Athletic Director: Frank Broyles
Nickname: Razorbacks
Colors: Cardinal and White
Facility (Cap.):
Bud Walton Arena (19,200)

PHONE DIRECTORY

Athletic Department: (479) 575-6533
Sports Information: (479) 575-2751
Sports Information FAX: (479) 575-7481
Press Row Phone: (479) 575-6622

SPORTS INFORMATION

Basketball SID: Robby Edwards
Home Phone: (479) 846-4331
E-mail: robbye@uark.edu
Mailing Address:
Sports Information Office
PO BOX 7777
Fayetteville, AR 72702
Overnight Address:
Sports Information Office
Broyles Athletic Center
Maple & Razorback Roads
Fayetteville, AR 72702

Website: www.hogwired.com

SERIES INFORMATION

Series Record: Arkansas leads, 10-5
In Columbia: Arkansas leads, 4-2
On The Road: Arkansas leads 5-2
Neutral: Series Tied, 1-1
First Meeting:
UA, 89-73 (Feb. 15, 1992) at Fayetteville
Last Meeting:
SC, 91-81 (Mar. 11, 2004), at Atlanta

BASKETBALL INFORMATION

Head Coach (Alma Mater, Year):
Stan Heath (Eastern Michigan, 1988)
Record at Arkansas (Years):
22-34 (Two years)
Overall Record (Years):
52-40 (Three years)
Record vs. South Carolina: 1-2
Assistant Coaches (Alma Mater, Year):
Rob Flaska (Michigan Tech, 1982);
Darren Sorenson (Mount Senario, 1995)
Oronde Taliaferro (Wayne State, 1994);
Ronny Thompson (Georgetown, 1992)
2003-04 Record:
12-16, 4-12 Southeastern (6th, West)
Post Season Play: None
Lettermen Returning/Lost: 9/5
Starters Returning/Lost: 4/1

HOTEL HEADQUARTERS

Arkansas in Columbia: TBA

2004-05 RAZORBACK ROSTER

No.	Name	Pos.	Hgt.	Wgt.	Class	Hometown	PPG	RPG
0	Matt Jones	F	6-6	237	Jr.	Fort Smith, Ark.	5.0	4.5
1	Michael Jones	G/F	6-9	222	Sr.	Little Rock, Ark.	4.8	1.7
2	Sammy Munsey	G	6-1	177	Fr.	Little Rock, Ark.	N/A	N/A
3	Marcus Monk	G/F	6-6	205	Fr.	Lepanto, Ark.	#20.8	16.4
4	Dontell Jefferson	G	6-4	170	Jr.	Lithonia, Ga.	^16.4	6.7
5	Darian Townes	C	6-10	235	Fr.	Alexandria, Va.	#12.0	10.0
10	Ronnie Brewer	G	6-7	205	So.	Fayetteville, Ark.	12.2	5.5
15	Eric Ferguson	G	6-1	204	Jr.	Long Island, N.Y.	8.1	2.6
20	Rashard Sullivan	F	6-8	242	Jr.	Ft. Lauderdale, Fla.	1.2	3.0
21	Charles Thomas	F	6-7	243	Fr.	Jackson, Miss.	#27.4	12.0
22	Preston Cranford	G	6-7	197	So.	Heber Springs, Ark.	0.5	0.1
23	Olu Famutimi	G/F	6-5	207	So.	Flint, Mich.	7.0	3.5
24	Jonathon Modica	G/F	6-4	209	Jr.	Smackover, Ark.	16.5	4.5
33	Vincent Hunter	F	6-10	210	So.	Little Rock, Ark.	3.8	3.2
51	Steven Hill	C	7-0	232	Fr.	Branson, Mo.	#16.0	12.0

- High School Averages

^ - JUCO Averages from Atlanta Metropolitan College



Stan Heath



Jonathon Modica

2004-05 Schedule

Oct. 30	Red-White Game
Nov. 6	Texas A&M (exh.)
Nov. 12	Abilene Christian (exh.)
Nov. 19-22	Paradise Jam*
Nov. 27	Gardner-Webb
Nov. 30	Tulsa
Dec. 4	Illinois%
Dec. 7	at Missouri
Dec. 16	Tennessee State
Dec. 18	Prairie View A&M
Dec. 20	Lipscomb
Dec. 23	Hartford
Dec. 29	Jacksonville State
Dec. 31	Louisiana-Monroe
Jan. 5	Ole Miss*
Jan. 8	at Florida*
Jan. 11	Alabama*
Jan. 15	at Mississippi State*
Jan. 19	at LSU*
Jan. 22	Auburn*
Jan. 29	Kentucky*
Feb. 2	at South Carolina*
Feb. 5	at Ole Miss*
Feb. 9	Georgia*
Feb. 12	LSU*
Feb. 16	at Alabama*
Feb. 19	at Vanderbilt*
Feb. 26	Tennessee*
Mar. 1	Mississippi State*
Mar. 5	at Auburn*
Mar. 10-13	SEC Tournament!
	^ - Virgin Islands
	% - Alltel Arena in N. Little Rock, Ark.
	* - Southeastern Conference Game
	! - Atlanta, Ga.

2003-04 Results

Nicholls State	W	89-60
Grambling State	W	64-46
Jacksonville#	W	85-65
Oral Roberts	W	77-71
at Illinois%	L	84-61
SE Missouri State	W	78-68
Louisiana Tech	W	68-56
Oklahoma State	L	73-58
Western Carolina	L	62-59
at Tulsa	W	81-74
North Texas	W	96-61
Louisiana State*	L	66-55
at Mississippi State*	L	80-62
at Alabama*	L	81-65
Ole Miss*	W	86-78
at Auburn*	L	70-63
Vanderbilt*	W	70-62
at Georgia*	L	71-50
Auburn*	W	74-52
at Louisiana State*	L	65-52
at Tennessee*	L	69-65
Mississippi State*	L	77-70
at Kentucky*	L	73-56
South Carolina*	W	82-66
Florida*	L	73-68
Alabama*	L	72-68
at Ole Miss*	L	55-45
South Carolina^	L	91-81

- at Alltel Arena in North Little Rock, Ark.


% - at United Center (Chicago, Ill.)

* - Southeastern Conference Game

^ - Southeastern Conference Tournament Game



Jeff Lebo



Ian Young

Auburn

February 12 • 7:30 p.m.
The Colonial Center (18,000)
Columbia, S.C.



175

2004-05 OPPONENTS

2004-05 Schedule

Nov. 12	Lee (exh.)
Nov. 19	at Temple
Nov. 22	Furman
Nov. 24	Nicholls State
Nov. 27	Louisiana Tech
Nov. 30	Colorado State
Dec. 3	Virginia [^]
Dec. 5	Wofford
Dec. 7	at College of Charleston
Dec. 12	UNLV
Dec. 20-22	San Juan Shootout [%]
Dec. 30	Belmont
Jan. 5	at Mississippi State [*]
Jan. 12	Florida [*]
Jan. 15	Ole Miss [*]
Jan. 22	at Arkansas [*]
Jan. 26	Alabama [*]
Jan. 29	Tennessee [*]
Feb. 2	at Ole Miss [*]
Feb. 5	Mississippi State [*]
Feb. 9	at LSU [*]
Feb. 12	at South Carolina [*]
Feb. 16	Vanderbilt [*]
Feb. 19	at Georgia [*]
Feb. 23	at Kentucky [*]
Feb. 26	LSU [*]
Mar. 2	at Alabama [*]
Mar. 5	Arkansas [*]
Mar. 10-13	SEC Tournament!
[^] - Richmond Coliseum in Richmond, Va.	
[%] - Mario Morales Coliseum in Guyanabo PR	
[*] - Southeastern Conference Game	
[!] - SEC Tournament at Atlanta, Ga.	

2003-04 Results

EA Sports All-Stars (exh.)	L	83-81
Global Sports (exh.)	W	94-61
College of Charleston [#]	W	66-62
Western Kentucky	W	86-64
Maryland-Eastern Shore	W	85-61
at Grambling	W	105-56
Colorado State	W	84-54
Air Force	W	68-49
Montana	W	73-51
at UNLV [@]	L	82-69
Georgia State	L	77-72
Southern Miss	W	78-60
New Orleans	W	70-55
at Vanderbilt [*]	L	59-53
Ole Miss [*]	W	80-53
South Carolina [*]	L	53-51
at Alabama [*]	L	69-46
Arkansas [*]	W	70-63
at Florida [*]	L	68-52
Mississippi State [*]	L	73-68
at Arkansas [*]	L	74-52
Georgia [*]	W	57-54
at Ole Miss [*]	L	72-68
at Louisiana State [*]	W	80-68
Kentucky [*]	L	68-59
Alabama [*]	L	72-71
at Tennessee [*]	L	75-69
at Mississippi State [*]	L	105-91
Louisiana State [*]	W	78-66
at Georgia [^]	L	73-59

[#] - NABC Classic
[@] - Las Vegas Showdown in Las Vegas, Nev.
^{*} - Southeastern Conference Game
[^] - SEC Tournament Game (Atlanta, Ga.)

GENERAL INFORMATION

Location: Auburn, Ala.
Founded: 1856
Enrollment: 23,152
Interim President: Dr. Ed Richardson
Faculty Representative:
Marcia L. Boosinger
Athletic Director: David Houzel
Nickname: Tigers
Colors: Burnt Orange and Navy Blue
Facility:
Beard-Eaves Memorial Coliseum (10,500)

PHONE DIRECTORY

Athletic Department: (334) 844-4750
Sports Information: (334) 844-9701
Sports Information FAX: (334) 844-9708
Press Row Phone: (334) 844-1933

SPORTS INFORMATION

Basketball SID: Chuck Gallina
Home Phone: (334) 502-0929
E-mail: gallica@auburn.edu
Mailing Address:

Athletic Media Relations
PO Box 351
Auburn, AL 36831-0351
Overnight Address:
Athletic Media Relations
Beard-Eaves Memorial Coliseum
Donahue Street
Auburn, AL 36830

Website: www.auburntigers.com

SERIES INFORMATION

Series Record: Auburn leads, 15-10
In Columbia: Auburn leads, 6-5
In Auburn: Auburn leads, 7-4
Neutral: Auburn leads, 2-1
First Meeting:
AU, 30-22 (Jan. 11, 1930) at Auburn
Last Meeting:
SC, 53-51 (Jan. 14, 2004) at Auburn

BASKETBALL INFORMATION

Head Coach (Alma Mater, Year):
Jeff Lebo (North Carolina, 1989)
Record at Auburn (Years):
0-0 (First year)
Overall Record (Years):
115-63 (Six years)
Record vs. South Carolina: 1-0
Assoc. Head Coach (Alma Mater, Year):
John Cooper (Wichita State, 1991)
Assistant Coaches (Alma Mater, Year):
Brandon Johnson (Georgia State, 1997);
Dave Lebo (Elizabethtown, 1966);
2003-04 Record:
14-14, 5-11 Southeastern (T-4th, West)
Past Season Play: None
Lettermen Returning/Lost: 7/8
Starters Returning/Lost: 2/4

HOTEL HEADQUARTERS

Auburn in Columbia: Adams' Mark Hotel,
1200 Hampton St., Columbia, SC 29201
(803) 771-7000

2004-05 TIGER ROSTER

No.	Name	Pos.	Ht.	Wt.	Class	Hometown	PPG	RPG
1	Frank Tolbert	G	6-3	220	Fr.	River Falls, Ala.	#24.0	9.8
2	Daniel Hayles	G/F	6-5	215	Fr.	Mobile, Ala.	#17.0	12.0
3	Ian Young	G	6-3	200	Sr.	Orlando, Fla.	10.0	2.3
5	Ryan Powers	G	6-4	180	Fr.	Arlington, Texas	N/A	N/A
10	Troy Gaines	G	6-1	185	Sr.	Tucson, Ariz.	3.8	0.8
12	Moses Edun	G	6-6	195	So.	Ellenwood, Ga.	0.5	0.5
15	Brett Harrell	G	6-1	175	So./Tr.	Auburn, Ala.	N/A	N/A
21	Quinnel Brown	F	6-6	210	Sr.	Chicago, Ill.	7.1	3.0
23	Toney Douglas	G	6-1	190	Fr.	Jonesboro, Ga.	#34.0	6.4
24	Nathan Watson	G	6-3	200	Sr.	Fort Payne, Ala.	7.5	2.7
33	Ronny LeMelle	G	6-5	200	Sr.	Harrisburg, Pa.	6.0	2.1
35	Ryan Daniel	C	6-11	215	Fr.	Madison, Tenn.	#17.0	10.5

[#] - High School Averages

2004-05 SEC Opponents

Florida

February 27 • 2:00 p.m. (CBS)
The Colonial Center (18,000)
Columbia, S.C.



January 29 • 1:00 p.m. (JP)
O'Connell Center (12,000)
Gainesville, Fla.

GENERAL INFORMATION

Location: Gainesville, Fla.
Founded: 1853
Enrollment: 48,373
President: Dr. J. Bernard Machen
Faculty Representative:
Dr. Nicholas Cassisi
Athletic Director: Jeremy Foley
Nickname: Gators
Colors: Orange and Blue

PHONE DIRECTORY

Athletic Department: (352) 375-4683
Sports Information:
(352) 375-4683 x.6100
Sports Information FAX: (352) 375-4809
Press Row Phone: (352) 371-0281

SPORTS INFORMATION

Basketball SID: Fred Demarest
Home Phone: (352) 316-5839
E-mail: Fredd@gators.uua.ufl.edu
Mailing Address:

Sports Information
PO Box 14485
Gainesville, FL 32604-2485

Overnight Address:

North-South Drive (Florida Field)
Stadium West, SID Office (3rd Floor)
Gainesville, FL 32611

Website: www.gatorzone.com

SERIES INFORMATION

Series Record: Florida leads, 27-17
In Columbia: Florida leads, 14-10
In Gainesville: Florida leads, 11-5
Neutral: Series tied, 2-2
First Meeting:
SC, 30-22 (Feb. 12, 1926), at Columbia
Last Meeting:
UF, 69-58 (Feb. 25, 2004), at Gainesville

BASKETBALL INFORMATION

Head Coach (Alma Mater, Year):
Billy Donovan (Providence, 1987)
Record at Florida (Years):
169-84 (Eight Years)
Overall Record (Years):
204-104 (10 Years)
Record vs. South Carolina: 11-6
Assistant Coaches (Alma Mater, Year):
Anthony Grant (Dayton, 1987);
Donnie Jones (Pikeville, 1988);
Larry Shyatt (College of Wooster, 1973)
2003-04 Record:
20-11, 9-7 Southeastern (2nd, East)
Post Season Play: NCAA First Round
Lettermen Returning/Lost: 7/4
Starters Returning/Lost: 5/0

HOTEL HEADQUARTERS

Carolina in Gainesville: Hilton
University of Florida Conference Center
1714 SW 34th Street Gainesville, Fla.
32607 (352) 371-3600
Florida in Columbia: TBA

2004-05 GATOR ROSTER

No.	Name	Pos.	Hgt.	Wgt.	Class	Hometown	PPG	RPG
1	Anthony Roberson	G	6-1	180	Jr.	Saginaw, Mich.	17.9	3.0
2	Corey Brewer	G/F	6-8	183	Fr.	Portland, Tenn.	#29.4	12.8
4	Adrian Moss	F	6-9	238	Jr.	Houston, Texas	6.8	4.6
10	Cornelius Ingram	G	6-5	215	Fr.	Hawthorne, Fla.	#24.9	13.2
11	Taurean Green	G	6-0	170	Fr.	Boca Raton, Fla.	#30.0	5.0
12	Lee Humphrey	G	6-2	180	So.	Maryville, Tenn.	3.8	1.2
13	Joakim Noah	F/C	6-11	200	Fr.	New York, N.Y.	#24.0	12.0
21	Mohamed Abukar	F	6-10	200	So.	Escondido, Calif.	2.7	2.1
22	Jack Berry	G	6-6	215	Fr.	Windermere, Fla.	#10.3	6.3
24	David Lee	F/C	6-9	235	Sr.	St. Louis, Mo.	13.3	6.8
32	Chris Richard	F/C	6-8	245	So.	Lakeland, Fla.	3.8	2.6
42	Al Horford	F	6-8	225	Fr.	Grand Ledge, Mich.	#21.1	13.0
44	Matt Walsh	F	6-6	205	Jr.	Holland, Pa.	15.8	4.8

- High School Averages



Billy Donovan



David Lee

2004-05 Schedule

Nov. 2	Florida Southern (exh.)
Nov. 9	Eckerd (exh.)
Nov. 19	at Jacksonville
Nov. 23	Florida Atlantic
Nov. 27	Providence*
Nov. 30	Florida A&T
Dec. 4	Miami
Dec. 8	Stetson
Dec. 11	Louisville
Dec. 19	Georgia Southern
Dec. 22	Eastern Kentucky
Dec. 29	Sam Houston State
Jan. 2	at Florida State
Jan. 8	Arkansas*
Jan. 12	at Auburn*
Jan. 15	at Vanderbilt*
Jan. 19	Tennessee*
Jan. 26	Georgia*
Jan. 29	South Carolina*
Feb. 1	at Mississippi State*
Feb. 5	Alabama*
Feb. 8	at Kentucky*
Feb. 12	at Tennessee*
Feb. 16	Ole Miss*
Feb. 19	at LSU*
Feb. 23	Vanderbilt*
Feb. 27	at South Carolina*
Mar. 2	at Georgia*
Mar. 6	Kentucky*
Mar. 10-13	SEC Tournament!

^ - Orange Bowl Classic in Miami, Fla.
* - Southeastern Conference Game
! - Georgia Dome in Atlanta, Ga.

2003-04 Results

EA Sports All-Stars (exh.)	W	103-97
Team Nike (exh.)	W	107-73
Montana State	W	112-73
Arizona#	W	78-77
Florida A&T	W	102-78
at Central Florida	W	59-39
Stetson	W	74-61
Maryland	L	69-68
at Louisville	L	73-65
West Virginia@	W	70-57
Northeastern	W	101-84
Eastern Kentucky	W	109-63
Florida State	W	87-73
at South Carolina*	W	65-62
Tennessee*	W	95-57
at Vanderbilt*	L	86-72
Mississippi State*	L	79-68
Auburn*	W	68-52
at Alabama*	W	88-78
at Tennessee*	L	65-63
Kentucky*	L	68-65
Vanderbilt*	W	81-71
Louisiana State*	L	73-70
at Georgia*	L	76-62
at Ole Miss*	W	81-66
South Carolina*	W	69-58
South Carolina*	W	73-68
at Arkansas*	W	73-70
Georgia*	W	63-55
at Kentucky*	L	82-62
Alabama*	W	75-73
Vanderbilt*	W	91-69
Kentucky*	L	89-73
Manhattan%	L	75-60

- Hall of Fame Tip-Off Classic (Springfield, Mass.)
@ - Orange Bowl Classic (Miami, Fla.)
* - Southeastern Conference Game
^ - Southeastern Conference Tournament Game
% - NCAA Tournament (Raleigh, N.C.)

Georgia



February 5 • 4:00 pm
Stegeman Coliseum (10,523)
Athens, Ga.

January 8 • 8:00 p.m. (FSN)
The Colonial Center (18,000)
Columbia, S.C.



Dennis Felton



Levi Stukes

2004-05 Schedule

Nov. 7	St. Francis Xavier (exh.)
Nov. 14	Kentucky Wesleyan (exh.)
Nov. 23	Western Kentucky
Nov. 26	Nevada
Dec. 1	Alabama A&M
Dec. 5	at Georgia Tech
Dec. 8	Gardner Webb
Dec. 11	Oregon State*
Dec. 19	Wofford
Dec. 22	Bethune-Cookman
Dec. 28	Savannah State
Dec. 31	Stetson
Jan. 5	Tennessee*
Jan. 8	at South Carolina*
Jan. 12	at Ole Miss*
Jan. 15	Kentucky*
Jan. 22	Vanderbilt*
Jan. 26	at Florida*
Jan. 29	at Alabama*
Feb. 2	LSU*
Feb. 5	South Carolina*
Feb. 9	at Arkansas*
Feb. 12	at Kentucky*
Feb. 16	Clemson*
Feb. 19	Auburn*
Feb. 23	Mississippi State*
Mar. 2	Florida*
Mar. 5	at Tennessee*
Mar. 10-13	SEC Tournament!

* - Southeastern Conference Game
^ - Bi-Io Center at Greenville, S.C.
! - Georgia Dome in Atlanta, Ga.

2003-04 Results

Team Nike (exh.)	W	79-78
Southeastern All-Stars (exh.)	W	105-68
Western Carolina	W	78-67
Florida Atlantic	W	99-84
at Gonzaga	L (OT)	82-76
Towson	W	81-51
Florida A&M	W	77-59
Winthrop	L	80-60
Clemson#	W	61-56
South Alabama	W	65-63
Charleston Southern	W	79-59
at Pittsburgh	L	76-55
at Georgia Tech	W	83-80
at Tennessee*	L	89-65
South Carolina*	L	84-63
at Kentucky*	W	65-57
Alabama*	L	45-42
at Mississippi State*	L	71-58
at Louisiana State*	L	63-59
Arkansas*	W	71-50
Ole Miss*	W	64-51
at Auburn*	L	57-54
at Vanderbilt*	L	61-39
Kentucky*	W	74-68
Florida*	W	76-62
Tennessee*	W	71-60
at South Carolina*	L	63-47
at Florida*	L	63-55
Vanderbilt*	W	71-61
Auburn^	W	73-59
Kentucky^	L	69-60
Iowa State%	L	82-74

- Chick-Fil-A Peach Bowl Classic (Atlanta, Ga.)
* - Southeastern Conference Game
^ - SEC Tournament Game (Atlanta, Ga.)

GENERAL INFORMATION

Location: Athens, Ga.
Founded: 1785
Enrollment: 33,878
President: Dr. Michael F. Adams
Faculty Representative: Jere Morehead
Athletic Director: Damon Evans
Nickname: Bulldogs
Colors: Red and Black

PHONE DIRECTORY

Athletic Department: (706) 542-1306
Sports Information: (706) 542-1621
Sports Information FAX: (706) 542-7993
Press Row Phone: (706) 542-8052

SPORTS INFORMATION

Basketball SID: Tim Hix
Home Phone: (770) 513-0840
E-mail: thix@sports.uga.edu
Mailing Address:

Sports Information Office
P.O. BOX 1472
Athens, GA 30603

Overnight Address:

Sports Communications Office
Butts-Mehre Bldg.
One Selig Circle
Athens, GA 30602

Website: www.georgiadogs.com

SERIES INFORMATION

Series Record: Series tied, 41-41
In Columbia: South Carolina leads, 24-13
In Athens: Georgia leads, 24-14
Neutral: Georgia leads, 4-3
First Meeting:
UGA, 36-27 (Feb. 4, 1922) at Columbia
Last Meeting:
SC, 63-47 (Feb. 28, 2004) at Columbia

BASKETBALL INFORMATION

Head Coach (Alma Mater, Year):
Dennis Felton (Howard, 1985)
Record at Georgia (Years):
16-14 (One year)
Overall Record (Years):
116-68 (Six years)
Record vs. South Carolina: 0-2
Assoc. Head Coach (Alma Mater, Year):
Pete Herrmann (SUNY-Geneseo, 1970)
Assistant Coaches (Alma Mater, Year):
Mike Jones (Howard, 1990);
Desmond Oliver (Dominican, 1992)
2003-04 Records:
16-14, 7-9 Southeastern (5th, East)
Post Season Play: NIT First Round
Lettermen Returning/Lost: 6/4
Starters Returning/Lost: 1/4

HOTEL HEADQUARTERS

Georgia in Columbia: Adams Mark Hotel
1200 Hampton St., Columbia, SC 29201
(803) 771-7000
Carolina in Athens: Foundry Park Inn
295 E. Dougherty St., Athens, GA 30601
(706) 549-7020

2004-05 BULLDOG ROSTER

No.	Name	Pos.	Ht.	Wt.	Class	Hometown	PPG	RPG
00	Younes Idrissi	G	6-8	200	Fr.	Casablanca, Morocco	#12.7	6.8
3	Kevin Brophy	G	6-1	180	Fr.	Melbourne, Australia	#11.9	2.1
5	Buzz Wehunt	G	6-4	185	So.	Hoschton, Ga.	2.6	1.4
10	Jay McAuley	G	6-1	175	Jr.	Marietta, Ga.	0.7	0.4
14	Levi Stukes	G	6-1	180	So.	Randallstown, Md.	9.5	2.6
15	Steve Newman	F	6-9	230	So.	Orlando, Fla.	2.7	2.1
23	Sundiata Gaines	G	6-1	180	Fr.	Jamaica, N.Y.	#28.2	3.9
25	Channing Toney	G	6-4	195	Fr.	Snellville, Ga.	#26.2	6.4
32	Alex Evans	G	6-3	205	Fr.	Marietta, Ga.	#25.6	4.9
34	Corey Gibbs	F	6-6	235	R-Fr.	Lithonia, Ga.	#19.5	10.3
40	Sam Greavu	F	6-9	240	Fr.	Gainesville, Ga.	#16.7	7.3
42	Marcus Sikes	F	6-6	215	So.	Petersburg, Va.	2.3	2.1
44	Dave Bliss	C	6-10	240	Fr.	Wausau, Wis.	#18.9	13.8
54	Joey Waldrop	C	7-0	300	So.	Newnan, Ga.	0.8	0.7

- High School Averages

2004-05 SEC Opponents

Kentucky

January 5 • 8:00 pm (JP)
Rupp Arena (23,000)
Lexington, Ky.



February 15 • 9:00 p.m. (ESPN)

The Colonial Center (18,000)
Columbia, S.C.

178

2004-05 OPPONENTS

GENERAL INFORMATION

Location: Lexington, Ky.
Founded: 1865
Enrollment: 25,397
President: Dr. Lee T. Todd, Jr.
Faculty Representative:
Dr. John J. Picoro, Jr.
Athletic Director: Mitch Barnhart
Nickname: Wildcats
Colors: Blue and White
Facility (Cap.): Rupp Arena (23,000)

PHONE DIRECTORY

Athletic Department: (859) 257-8000
Media Relations: (859) 257-3838
Media Relations FAX: (859) 323-4310
Press Row Phone: (859) 252-3602

MEDIA RELATIONS

Basketball SID: Scott Stricklin
Home Phone: (859) 266-9910
E-mail: stricklin@email.uky.edu
Mailing Address:
Room 23
Memorial Coliseum
Lexington, KY 40506-0019
Overnight Address:
Room 23
Memorial Coliseum
Lexington, KY 40506-0019
Website: www.ukathletics.com

SERIES INFORMATION

Series Record: Kentucky leads, 34-5
In Columbia: Kentucky leads, 13-3
In Lexington: Kentucky leads, 17-1
Neutral: Kentucky leads, 4-1
First Meeting:
UK, 56-40 (Feb. 24, 1928) in Atlanta, Ga.
Last Meeting:
UK, 78-63 (Mar. 13, 2004) in Atlanta, Ga.

BASKETBALL INFORMATION

Head Coach (Alma Mater, Year):
Orlando "Tubby" Smith (High Point, 1973)
Record at Kentucky (Years):
191-52 (Seven Years)
Overall Record (Years):
315-114 (13 Years)
Record vs. South Carolina: 20-3
Assoc. Head Coach (Alma Mater, Year):
David Hobbs (VCU, 1971)
Assistant Coaches (Alma Mater, Year):
Reggie Hanson (Kentucky, 1991);
Scott Rigot (Buffalo, 1986)
2003-04 Records:
27-5, 13-3 Southeastern (1st, East)
Post Season Play: NCAA Second Round
Lettermen Returning/Lost: 10/6
Starters Returning/Lost: 2/3

HOTEL HEADQUARTERS

Carolina in Lexington: The Campbell House
1375 Harrodsburg Rd., Lexington, KY 40504
(859) 255-4281
Kentucky in Columbia: Adams Mark Hotel
1200 Hampton St., Columbia, SC 29201
(803) 771-7000

2004-05 WILDCAT ROSTER

No.	Name	Pos.	Hgt.	Wgt.	Class	Hometown	PPG	RPG
1	Brandon Stockton	G	5-9	167	Jr.	Glasgow, Ky.	1.0	0.4
2	Ravi Moss	G	6-2	190	Jr.	Hopkinsville, Ky.	1.7	1.2
3	Ramel Bradley	G	6-1	179	Fr.	New York, N.Y.	#25.0	4.0
4	Rajon Rondo	G	6-1	171	Fr.	Louisville, Ky.	#21.0	3.0
5	Josh Carrier	G	6-4	205	Sr.	Bowling Green, Ky.	1.2	0.9
10	Lukasz Obrzut	C	7-0	270	So..	Gliwice, Poland	1.2	0.8
11	Preston LeMaster	G	6-2	188	Jr.	Paris, Ky.	0.0	0.7
13	Bobby Perry	F	6-6	228	So.	Durham, N.C.	1.3	1.5
21	Shagari Alleyne	C	7-3	258	So.	Bronx, N.Y.	0.8	0.7
22	Patrick Sparks	G	6-0	180	Jr.	Central City, Ky.	^13.3	3.7
23	Sheray Thomas	F	6-7	230	So.	Montreal, Quebec	1.7	1.1
24	Kelenna Azubuike	G/F	6-5	220	So.	Tulsa, Okla.	11.1	5.0
32	Joe Crawford	G	6-4	210	Fr.	Detroit, Mich.	#24.0	11.0
33	Randolph Morris	C	6-10	266	Fr.	Atlanta, Ga.	#25.0	16.0
44	Chuck Hayes	F	6-6	242	Jr.	Modesto, Calif.	10.7	8.1

- High School Averages

^ - Averages from Western Kentucky



Tubby Smith



Chuck Hayes

2004-05 Schedule

Nov. 3	NORTHERN KENTUCKY [Exh.]
Nov. 9	KENTUCKY WESLEYAN [Exh.]
Nov. 20	COPPIN STATE
Nov. 23	Ball State [Cincinnati]
Nov. 26	GEORGIA STATE
Nov. 30	TENNESSEE TECH
Dec. 4	at North Carolina
Dec. 8	MOREHEAD STATE
Dec. 11	Indiana [Louisville]
Dec. 18	at Louisville
Dec. 22	WILLIAM & MARY
Dec. 29	CAMPBELL
Jan. 5	SOUTH CAROLINA
Jan. 9	KANSAS
Jan. 12	VANDERBILT
Jan. 15	at Georgia
Jan. 19	at Ole Miss
Jan. 22	LSU
Jan. 25	at Tennessee
Jan. 29	at Arkansas
Feb. 5	at Vanderbilt
Feb. 8	FLORIDA
Feb. 12	GEORGIA
Feb. 15	at South Carolina
Feb. 19	MISSISSIPPI STATE
Feb. 23	AUBURN
Feb. 26	at Alabama
Mar. 2	TENNESSEE
Mar. 6	at Florida
Mar. 10-13	3SEC Tournament [Atlanta]

2003-04 Results

Team Nike (exh.)	W	107-89
EA Sports (exh.)	W	94-61
Winthrop	W	65-44
Tennessee Tech	W	108-81
at Marshall@	W	89-76
at UCLA#	W	52-50
at Michigan State&	W	79-74
at Indiana\$	W	80-41
Eastern Kentucky	W	101-72
Louisville	L	65-56
at Austin Peay+	W	61-53
North Carolina	W	61-56
Vanderbilt*	W	75-63
at Mississippi State*	W	67-66
Georgia*	L	65-57
at Tennessee*	W	69-68 (OT)
at Notre Dame	W	71-63
Ole Miss*	W	71-61
at Vanderbilt*	L	66-60
at Florida*	W	68-65
South Carolina*	W	65-64
Alabama*	W	66-55
at Georgia*	L	74-68
Arkansas*	W	73-56
at Auburn*	W	68-59
Tennessee*	W	92-60
at Louisiana State*	W	70-64
at South Carolina*	W	84-65
Florida*	W	82-62
Georgia^	W	69-60
South Carolina^	W	78-63
Florida^	W	89-73
Florida A&TM=	W	96-76
UAB=	L	76-75

@ - at US Bank Arena (Cincinnati, Ohio)

- at Anaheim, Calif. (The Pond)

& - at Detroit, Mich. (Ford Field)

\$ - at Indianapolis, Ind. (RCA Dome)

+ - at Louisville, Ky. (Freedom Hall)

* - Southeastern Conference game

^ - SEC Tournament (Atlanta, Ga.)

= - NCAA Tournament (Columbus, Ohio)




Louisiana State

January 12 • 8:00 pm
 Pete Maravich Assembly Center (14,164)
 Baton Rouge, La.



John Brady



Brandon Bass

2004-05 Schedule

Nov. 9	Global Sports (exh.)
Nov. 15	Houston Sports Group (exh.)
Nov. 19	LSU Tournament
Nov. 21	LSU Tournament
Nov. 24	New Orleans
Nov. 27	West Virginia
Dec. 11	Northwestern State
Dec. 13	McNeese State
Dec. 18	Southern Mississippi [†]
Dec. 21	at Houston
Dec. 30	Florida State [%]
Jan. 3	at Utah
Jan. 8	at Alabama [*]
Jan. 12	South Carolina [*]
Jan. 15	Ohio State
Jan. 19	Arkansas [*]
Jan. 22	at Kentucky [*]
Jan. 26	Ole Miss [*]
Jan. 29	Mississippi State [*]
Feb. 2	at Georgia [*]
Feb. 5	at Tennessee [*]
Feb. 9	Auburn [*]
Feb. 12	at Arkansas [*]
Feb. 16	at Mississippi State [*]
Feb. 19	Florida [*]
Feb. 22	Alabama [*]
Feb. 26	at Auburn [*]
Mar. 2	at Ole Miss [*]
Mar. 5	Vanderbilt [*]
Mar. 10-13	SEC Tournament!

^ - at Biloxi
 % - Nokia Sugar Bowl Classic at New Orleans
 * - Southeastern Conference Game
 † - Georgia Dome

2003-04 Results

Global Sports (exh.)	L	68-64
Southeastern All-Stars (exh.)	W	77-64
Southern	W	70-59
McNeese State	W	87-77
Troy State	W	78-69
UL-Monroe	W	96-65
Utah	W	65-51
Southern Miss	W	65-50
Tulane	W	67-48
UAB#	W	78-62
at Houston	L	60-52
at Centenary	W	66-63
at Arkansas [*]	W	66-55
Alabama [*]	W	70-66
at New Orleans	W	68-60
Mississippi State [*]	L	64-54
at Ole Miss [*]	L	53-49
at South Carolina [*]	L	61-55
Georgia [*]	W	63-59
at Alabama [*]	W	60-54
Tennessee [*]	W	84-67
Arkansas [*]	W	65-52
at Florida [*]	W	73-70
Auburn [*]	L	80-68
at Vanderbilt [*]	L	74-54
at Mississippi State [*]	L	84-58
Kentucky [*]	L	70-64
Ole Miss [*]	W	58-45
at Auburn [*]	L	78-66
South Carolina [^]	L	85-64
at Oklahomatt	L	70-61

- at New Orleans, La. (New Orleans Arena)
 * - Southeastern Conference Game
 ^ - SEC Tournament Game (Atlanta, Ga.)
 † - National Invitational Tournament (Norman, Okla.)

GENERAL INFORMATION

Location: Baton Rouge, La.
 Founded: 1860
 Enrollment: 31,582
 President: Dr. William L. Jenkins
 Faculty Representative: Ken Carpenter
 Athletic Director: Skip Bertman
 Nickname: Tigers
 Colors: Purple and Gold
 Facility (Cap.):
 Pete Maravich Assembly Center (14,164)

PHONE DIRECTORY

Athletic Department: (225) 578-8001
 Sports Information: (225) 578-8226
 Sports Information FAX: (225) 578-1861
 Press Row Phone: (225) 578-8226

SPORTS INFORMATION

Basketball SID: C. Kent Lowe
 Home Phone: (225) 761-1734
 E-mail: clowe@lsu.edu

Mailing Address:

LSU Sports Information
 PO Box 25095
 Baton Rouge, LA 70894-5095

Overnight Address:

LSU Sports Information
 Room 501, LSU Athletic Admin. Bldg.
 Nicholson Dr. at North Stadium Dr.
 Baton Rouge, LA 70894

Website: www.lsusports.net

SERIES INFORMATION

Series Record: South Carolina leads, 11-6
 In Columbia: South Carolina leads, 5-3
 In Baton Rouge: Series Tied, 3-3
 Neutral: South Carolina leads, 3-0
 First Meeting:
 SC, 77-64 (Dec. 21, 1974), at Columbia
 Last Meeting:
 SC, 85-64 (Mar. 12, 2004), at Atlanta, Ga.

BASKETBALL INFORMATION

Head Coach (Alma Mater, Year):
 John Brady (Belhaven, 1976)
 Record at LSU (Years):
 120-92 (Seven years)
 Overall Record (Years):
 209-169 (13 years)
 Record vs. South Carolina: 3-5
 Assoc. Head Coach (Alma Mater, Year):
 Butch Pierre (Mississippi State, 1984)
 Assistant Coaches (Alma Mater, Year):
 Nikita Johnson (West Georgia, 1989);
 John Treloar (Belhaven, 1980)
 2003-04 Record:
 18-11, 8-8 Southeastern (2nd, West)

Post Season Play: NIT

Lettermen Returning/Lost: 10/2
 Starters Returning/Lost: 4/1

HOTEL HEADQUARTERS

Carolina in Baton Rouge: Baton Rouge
 Marriott, 5500 Hilton Avenue, Baton Rouge,
 La. 70808, (225) 924-5000

2004-05 TIGER ROSTER

No.	Name	Pos.	Ht.	Wt.	Class	Hometown	PPG	RPG
2	Darrell Mitchell	G	5-11	176	Jr.	St. Martinville, La.	11.9	2.8
3	Tack Minor	G	5-11	200	So.	Houston, Texas	7.2	1.9
4	Regis Koundjia	F	6-8	200	So.	Central African Republic	3.9	3.6
11	Josh Maravich	G	6-3	180	Jr.	Covington, La.	0.0	0.0
12	Tyrus Thomas	F	6-7	200	Fr.	Baton Rouge, La.	#16.0	12.0
14	Garrett Temple	G	6-5	180	Fr.	Baton Rouge, La.	#13.9	7.4
22	Xavier Whipple	G	6-2	172	Sr.	McIntyre, Ga.	4.1	2.4
30	Brandon Bass	F	6-8	252	So.	Baton Rouge, La.	12.8	7.4
32	Paul Wolfert	F	6-10	205	Jr.	Burr Ridge, Ill.	1.7	0.3
34	Glenn Davis	F	6-9	310	Fr.	Baton Rouge, La.	#26.4	14.3
35	Darnell Lazare	F	6-8	229	So.	Baton Rouge, La.	2.9	2.4
42	Antonio Hudson	G	6-6	214	Sr.	Grambling, La.	10.2	3.9
45	Ross Neltner	F	6-9	235	So.	Ft. Thomas, Ky.	1.0	1.1

- High School Averages

2004-05 SEC Opponents

Ole Miss

March 6 • 2:00 pm
The Colonial Center (18,000)
Columbia, S.C.



180

2004-05 OPPONENTS

GENERAL INFORMATION

Location: Oxford, Miss.
Founded: 1848
Enrollment: 16,080
Chancellor: Dr. Robert C. Khayat
Faculty Representative:
Dr. Robert Weems
Athletic Director: Pete Boone
Nickname: Rebels
Colors: Cardinal Red and Navy Blue
Facility (Cap.):
Tad Smith Coliseum (8,700)

PHONE DIRECTORY

Athletic Department: (662) 915-7241
Sports Information: (662) 915-7522
Sports Information FAX: (662) 915-7006
Press Row Phone: (662) 236-1931

SPORTS INFORMATION

Basketball SID: Kyle Campbell
Home Phone: (662) 816-7544
E-mail: ekcampbe@olemiss.edu
Mailing Address:
Sports Information Office
PO Box 217
University, MS 38677
Overnight Address:
UMAA West
Fraternity Row
University, MS 38677

Website: www.olemissports.com

SERIES INFORMATION

Series Record: Ole Miss leads, 10-9
In Columbia: South Carolina leads, 5-1
In Oxford: Ole Miss leads 7-0
Neutral: South Carolina leads, 4-2
First Meeting:
SC, 85-79 (Dec. 30, 1960) at Shreveport, La.
Last Meeting:
Ole Miss, 79-68 (Jan. 31, 2004) at Oxford

BASKETBALL INFORMATION

Head Coach (Alma Mater, Year):
Rod Barnes (Ole Miss, 1988)
Record at Ole Miss (Years):
113-76 (6 Years)
Overall Record (Years):
113-76 (6 Years)
Record vs. South Carolina: 5-4
Assistant Coaches (Alma Mater, Year):
Eric Bozeman (Arkansas Tech, 1981);
Tracy Dildy (Illinois-Chicago, 1991);
Michael White (Ole Miss, 2000)
2003-04 Records:
13-15, 5-11 SEC (T-4th, West)
Post Season Play: None
Lettermen Returning/Lost: 11/3
Starters Returning/Lost: 3/2

HOTEL HEADQUARTERS

Ole Miss in Columbia: TBA

2004-05 REBEL ROSTER

No.	Name	Pos.	Hgt.	Wgt.	Class	Hometown	PPG	RPG
1	Brian Smith	G	5-11	170	Fr.	Lexington, Ky.	#12.0	3.0
2	Sam Agee	F	6-6	212	So.	Sparta, Tenn.	0.6	0.3
3	Marvin Moore	F	6-6	217	Sr.	Marion, Ala.	2.0	0.9
4	Kendrick Fox	F/G	6-7	212	Sr.	Oxford, Miss.	5.1	2.5
10	Todd Abernethy	G	6-1	188	So.	Carmel, Ind.	5.4	1.5
11	Londrick Nolen	F	6-6	180	Jr.	Memphis, Tenn.	^16.9	7.1
12	Justin Johnson	G	6-0	186	Sr.	Fayetteville, N.C.	5.3	1.9
15	Brandon Patterson	F/G	6-6	170	Fr.	Altheimer, Ark.	#24.6	7.8
20	Bam Doyne	G	6-4	170	So.	Little Rock, Ark.	1.5	1.4
21	Cavadas Nunnery	G	5-9	170	Sr.	Magnolia, Miss.	1.2	1.3
24	Ed Glass	G	6-2	212	Sr.	St. Louis, Mo.	1.9	1.3
32	Jerme Parnell	F/C	6-9	236	Fr.	Gosnell, Ark.	#21.0	13.0
33	Chris Rhodes	F	6-7	225	Sr.	Houston, Texas	0.4	0.8
44	Tommie Eddie	F/C	6-7	256	Sr.	Brooklyn, N.Y.	5.3	3.0
54	Lonnie Jackson	F	6-8	196	Jr.	Montgomery, Ala.	0.4	0.4

- High School Averages

^ - JUCO Averages from Southwest Tennessee CC



Rod Barnes



Todd Abernethy

2004-05 Schedule

Nov. 14-16 BCA Classic[^]
Nov. 19 Tennessee Tech
Nov. 26 Spirit Express (exh.)
Dec. 1 at Arkansas State
Dec. 4 Florida State
Dec. 11 at Memphis
Dec. 13 Nicholls State
Dec. 15 Troy State
Dec. 18 Louisiana-Monroe
Dec. 21 at Tennessee-Martin
Dec. 29 at Virginia Commonwealth
Dec. 31 Southeastern La.
Jan. 5 at Arkansas*
Jan. 8 Mississippi State*
Jan. 12 Georgia*
Jan. 15 at Auburn*
Jan. 19 Kentucky*
Jan. 22 Alabama*
Jan. 26 at LSU*
Jan. 29 at Vanderbilt*
Feb. 2 Auburn*
Feb. 5 Arkansas*
Feb. 12 at Alabama*
Feb. 16 at Florida*
Feb. 19 Tennessee*
Feb. 26 at Mississippi State*
Mar. 2 LSU*
Mar. 6 at South Carolina*
Mar. 10-13 SEC Tournament!
^ - Hosted by Marquette in Milwaukee, WI.
* - Southeastern Conference Game
! - Georgia Dome in Atlanta, Ga.

2003-04 Results

Southeastern All-Stars (exh.)	W	103-91
Carson Newman Coll.(exh.)	W	87-49
Arkansas State	L	74-69
Centenary	W	72-60
Southeastern Louisiana	W	52-48
at Florida State	L	66-60
Memphis	L	73-62
Evansville	W	69-66
Louisiana-Monroe	W	66-64
Jacksonville State	W	64-56
Nicholls State	W	79-46
Alabama State	W	68-44
East Carolina	W	65-49
Mississippi State*	L	61-54
at Auburn*	L	80-53
Louisiana State*	W	53-49
Alabama*	W	71-60
at Kentucky*	L	71-61
South Carolina*	W	79-68
at Georgia*	L	64-51
at Mississippi State*	L	80-56
Auburn*	W	72-68
at Tennessee*	L	83-66
Florida*	L	81-66
Vanderbilt*	L	77-65
at Alabama*	L	84-69
at Louisiana State*	L	58-45
Arkansas*	W	55-45
Vanderbilt*	L	70-50

* - Southeastern Conference Game

^ - SEC Tournament Game (Atlanta, Ga.)



Rick Stansbury



Lawrence Roberts

2004-05 Schedule

Nov. 6 UNIVERSIDAD PANAMERICANA(EXH.)

Coaches vs. Cancer Classic

Nov. 11 #Fairfield Birmingham, AL 8 p.m.
Nov. 12 #Birmingham-Southern/Alabama A&M
Nov. 18 #Coaches vs. Cancer Classic
Fri., Nov. 19 #Coaches vs. Cancer Classic

Nov. 21 NICHOLLS STATE
Nov. 23 UMKC
Dec. 2 SOUTH ALABAMA
Dec. 5 +Arizona
Dec. 11 ARKANSAS-LITTLE ROCK
Dec. 13 at New
Dec. 18 at Xavier
Dec. 20 FLORIDA A&M
Dec. 22 ^Jacksonville State
Dec. 30 ^Virginia Tech
Jan. 5 AUBURN
Jan. 8 at Mississippi
Jan. 12 at Tennessee
Jan. 15 ARKANSAS
Jan. 18 at Alabama
Jan. 22 SOUTH CAROLINA
Jan. 29 at LSU
Feb. 1 FLORIDA
Feb. 5 at Auburn
Feb. 12 VANDERBILT
Feb. 16 LSU
Feb. 19 at Kentucky
Feb. 23 at Georgia
Feb. 26 MISSISSIPPI
Mar. 1 at Arkansas
Mar. 5 ALABAMA

March 10-13 at SEC Tournament Atlanta, GA

- Coaches vs. Cancer

+ - John R. Wooden Classic (@ Arrowhead Pond of Anaheim)

^ - at Mississippi Coliseum

* - Nokia Sugar Bowl Basketball Classic (@ New Orleans Arena)

2003-04 Results

Sioux Falls Skyforce (exh.)	W	107-92
Columbus Riverdragons (exh.)	W (OT)	84-77
Tennessee-Martin	W	90-74
South Alabama	W	71-62
at Western Kentucky#	W	81-75
McNeese State	W	92-69
Louisiana-Monroe	W	76-52
UAB	W	86-84
Xavier	W	82-70
New Orleans+	W	77-59
at Santa Clara	W (OT)	66-61
Tulane@	W	72-50
at Arkansas-Little Rock	W	68-58
at Ole Miss*	W	61-54
Arkansas*	W	80-62
Kentucky*	L	67-66
at Louisiana State*	W	64-54
at Florida*	W	79-68
Georgia*	W	71-58
Tennessee*	W	82-60
at Auburn*	W	73-68
Ole Miss*	W	80-56
at South Carolina*	W	79-75
at Arkansas*	W	77-70
Alabama*	L	77-73
Louisiana State*	W	84-58
at Vanderbilt*	W	72-69
Auburn*	W	105-91
at Alabama*	W (OT)	82-81
Vanderbilt*	L (OT)	74-70
Monmouth%	W	85-52
Xavier%	L	89-74

- BB&T Classic (Bowling Green, Ky.)

+ - at Tupelo, Miss.

@ - Sugar Bowl Classic (New Orleans, La.)

Mississippi State

January 22 • 6:00 p.m. (FSN)
Humphrey Coliseum (10,500)
Starkville, Miss.



GENERAL INFORMATION

Location: Starkville, Miss.

Founded: 1878

Enrollment: 15,934

President: Dr. J. Charles Lee

Faculty Representative: Dr. Kirk Arnett

Athletic Director: Larry Templeton

Nickname: Bulldogs

Colors: Maroon and White

Facility (Cap.):

Humphrey Coliseum (10,500)

PHONE DIRECTORY

Athletic Department: (662) 325-2532

Sports Information: (662) 325-3595

Sports Information FAX: (662) 325-3654

Press Row Phone: (662) 325-3776

SPORTS INFORMATION

Basketball SID: David Rosinski

Home Phone: (662) 324-0497

E-mail: rosinski@athletics.msstate.edu

Mailing Address:

Athletic Media Relations

PO BOX 5308

Mississippi State, MS 39762

Overnight Address:

Athletic Media Relations

Collegeview St

Humphrey Coliseum - Rm. 202

Mississippi State, MS 39762

Website: www.msstateathletics.com

SERIES INFORMATION

Series Record: Miss. State leads, 9-5

In Columbia: Miss. State leads, 4-3

In Starkville: Miss. State leads, 5-1

Neutral: South Carolina leads, 1-0

First Meeting:

MSU, 60-57 (Jan. 26, 1992), at Columbia

Last Meeting:

MSU, 79-75 (Feb. 11, 2004), at Columbia

BASKETBALL INFORMATION

Head Coach (Alma Mater, Year):

Rick Stansbury (Campbellsville, 1982)

Record at Mississippi State (Years):

126-64 (Six years)

Overall Record (Years):

SAME

Record vs. South Carolina: 4-3

Assistant Coaches (Alma Mater, Year):

Phil Cunningham (Campbellsville, 1990)

Robert Kirby (Pan American, 1983);

Mark White (Austin Peay, 1988)

2003-04 Records:

26-4, 14-2 Southeastern (1st, West)

Post Season Play: NCAA First Round

Lettermen Returning/Lost: 11/5

Starters Returning/Lost: 2/3

HOTEL HEADQUARTERS

South Carolina in Starkville:

Hotel Chester 101 N. Jackson Street

Starkville, Ms. 39759 (662) 323-5005

2003-04 BULLDOG ROSTER

No.	Name	Pos.	Ht.	Wt.	Class	Hometown	PPG	RPG
1	Charles Rhodes	F	6-8	235	Fr.	Jackson, MS	18.4	12.1
2	Jerrell Houston	F	6-8	210	Fr.	Memphis, TN	16.0	8.0
3	Billy Begley	G	6-1	190	So.	Henderson, KY	4.0	0.6
4	Lawrence Roberts	F	6-9	240	Sr.	Houston, TX	16.9	10.1
5	Jamall Edmondson	G	5-9	185	Jr.	Montgomery, AL	21.0	N/A
11	Gary Ervin	G	5-11	170	So.	Brooklyn, NY	5.4	1.1
12	Seth Cannon	G	6-0	195	Sr.	Brandon, MS	N/A	N/A
20	Michael Boler	G/F	6-5	190	So.	Greenwood, MS	0.3	1.0
21	Shane Power	G/F	6-5	210	Sr.	Crown Point, IN	9.7	4.2
22	Dietric Slater	G/F	6-3	195	So.	Waynesboro, MS	1.0	0.5
23	Winsome Frazier	G/F	6-4	180	Sr.	Miami, FL	13.1	4.1
25	Wesley Morgan	C	7-2	245	Jr.	Gallatin, TN	2.1	1.6
31	Ontario Harper	G/F	6-5	215	Sr.	Clinton, MS	7.4	4.9
41	Piotr Stelmach	F	6-9	240	So.	Kamien Pomorski, Poland	.9	1.1
42	Walter Sharpe	F	6-9	235	Fr.	Birmingham, AL	19.0	10.0
50	Marcus Campbell	C	7-0	270	Sr.	Winter Haven, FL	6.2	3.9

2004-05 SEC Opponents

Tennessee

January 15 • 7:00 pm (FSN)
The Colonial Center (18,000)
Columbia, S.C.



February 23 • 7:30 pm
Thompson-Boling Arena (24,535)
Knoxville, Tenn.

GENERAL INFORMATION

Location: Knoxville, Tenn.
Founded: 1794
Enrollment: 25,058
President: Dr. John Petersen
Faculty Representative:
Dr. Todd Diacon
Athletic Director: Mike Hamilton
Nickname: Volunteers
Colors: Orange and White
Facility (Cap.):
Thompson-Boling Arena (24,535)

PHONE DIRECTORY

Athletic Department: (865) 974-1220
Sports Information: (865) 974-1212
Sports Information FAX: (865) 974-1269
Press Row Phone: (865) 544-0789

SPORTS INFORMATION

Basketball SID: Craig Pinkerton
Home Phone: (865) 670-1821
E-mail: cpinker1@tennessee.edu
Mailing Address:

Sports Information Office
PO BOX 15016
Knoxville, TN 37901

Overnight Address:

Sports Information Office
1720 Volunteer Blvd. Room 255
Knoxville, TN 37996

Website: www.utsports.com

SERIES INFORMATION

Series Record: Tennessee leads, 22-20
In Columbia: South Carolina leads, 12-6
In Knoxville: Tennessee leads, 15-7
Neutral: Series Tied, 1-1
First Meeting:
SC, 39-25 (Jan. 15, 1927), at Columbia
Last Meeting:
UT, 63-56 (Mar. 6, 2004), at Knoxville

BASKETBALL INFORMATION

Head Coach (Alma Mater, Year):
Buzz Peterson (North Carolina, 1986)
Record at Tennessee (Years):
47-42 (Three years)
Overall Record (Years):
152-92 (Eight years)
Record vs. South Carolina: 2-4
Assistant Coaches (Alma Mater, Year):
Chris Ferguson (Cumberland, 1981);
Ed Conroy (The Citadel, 1989);
Chuck Benson (Carson-Newman, 1991)
2003-04 Record:
15-14, 7-9 Southeastern (T5th, East)
Post Season Play: NIT Opening Round
Lettermen Returning/Lost: 9/3
Starters Returning/Lost: 5/0

HOTEL HEADQUARTERS

Carolina in Knoxville: Knoxville Marriott,
500 Hill Avenue S.E., Knoxville, TN 37915,
(864) 594-4337
Tennessee in Columbia: TBA

2004-05 VOLUNTEER ROSTER


No.	Name	Pos.	Hgt.	Wgt.	Class	Hometown	PPG	RPG
1	Major Wingate	C	6-10	250	So.	Florence, S.C.	3.6	2.5
2	Scooter McFadgon	G	6-5	205	Sr.	Memphis, Tenn.	17.6	4.4
3	Stanley Asumnu	G/F	6-5	205	Jr.	Houston, Texas	5.2	2.4
4	Brandon Crump	F	6-10	250	Sr.	Houston, Texas	14.8	6.8
5	Chris Lofton	G	6-2	190	Fr.	Maysville, Ky.	#26.7	7.4
10	Jajuan Smith	G	6-1	181	Fr.	Decatur, Tenn.	25	4.6
11	Eddie DeBro	G	5-11	185	Jr.	Smyrna, Tenn.	10	7.0
12	Pee-Wee Gash	G	5-7	150	Jr.	Asheville, N.C.	0.3	0.0
15	Jordan Howell	G	6-3	185	RS-Fr.	Madison, Ala.	#17.5	4.2
22	Andre Patterson	F	6-7	210	TR-Jr.	Los Angeles, Calif.	*7.5	5.5
23	Dane Bradshaw	G	6-3	205	So.	Memphis, Tenn.	3.4	2.1
31	Fred Smithwick	F	6-7	217	So.	Memphis, Tenn.	N/A	N/A
32	C.J. Watson	G	6-2	175	Jr.	Las Vegas, Nev.	11.5	4.2
33	Jemere Hendrix	F	6-8	220	Jr.	Covington, Ga.	6.8	6.2
42	Elliott DeVoe	F	6-6	180	Fr.	Annapolis, Md.	13	12

- High School Averages

^ - Averages from UCLA



Buzz Peterson



Scooter McFadgon

2004-05 Schedule

Nov. 5	Tusculum (Exh.)
Nov. 13	Carson-Newman (Exh)
Nov. 22	1-Stanford (ESPN2)
Nov. 23	1-North Carolina or BYU
Nov. 24	1-Maui Invitational
Nov. 29	Wofford
Dec. 5	UT-Chattanooga
Dec. 11	Xavier (FSN)
Dec. 14	Alabama State
Dec. 18	at New Mexico
Dec. 20	Belmont
Dec. 23	Campbell
Dec. 30	Nebraska
Jan. 2	Coastal Carolina
Jan. 5	at Georgia *
Jan. 8	Vanderbilt * (CBS)
Jan. 12	Mississippi State * (JP)
Jan. 15	at South Carolina *
Jan. 19	at Florida *
Jan. 22	at Louisville (ESPN)
Jan. 25	Kentucky * (ESPN)
Jan. 29	at Auburn *
Feb. 2	at Vanderbilt * (JP)
Feb. 5	LSU *
Feb. 9	Alabama * (JP)
Feb. 12	Florida *
Feb. 19	at Mississippi *
Feb. 23	South Carolina *
Feb. 26	at Arkansas * (JP)
March 2	at Kentucky * (JP)
March 5	Georgia *
March 10-13	SEC Tournament (JP & CBS)

1-EA SPORTS Maui Invitational
* Southeastern Conference Game

2003-04 Results

EA Sports All-Stars (exh.)	W	110-83
Southeast All-Stars (exh.)	W	114-71
Wofford	W	81-70
Tennessee State	W	81-56
Texas A&M	W	108-84
at Nebraska	L	77-62
The Citadel	W	99-49
Georgia State	W	87-71
Tennessee Tech	W	79-61
UNC-Asheville	W	80-67
at Massachusetts	W	74-66
Georgia*	W	89-65
at Florida*	L	95-57
Vanderbilt*	W	76-66
at South Carolina*	L	85-64
Kentucky*	L	69-68 (OT)
Louisville	L	65-62
at Mississippi State*	L	82-60
Florida*	W	65-63
at Louisiana State*	L	84-67
Georgia Tech	L	77-62
Arkansas*	W	69-65
at Alabama*	L	83-70
Ole Miss*	W	83-66
at Georgia*	L	71-60
at Kentucky*	L	92-60
Auburn*	W	75-69
at Vanderbilt*	L	61-58
South Carolina*	W	63-56
Alabama^	L	84-49
George Mason&t	L	58-55

* - Southeastern Conference Game

^ - SEC Tournament Game (New Orleans, La.) &t -

2004-05 SEC Opponents



Kevin Stallings



Mario Moore

2004-05 Schedule

Nov. 9 University of Panamericana [Mexico] (exh.)
 Nov. 13 Alabama-Huntsville (exh.)
 Nov. 19 Toledo

— Las Vegas Holiday Invitational —

Nov. 21 TBA
 Nov. 23 TBA
 Nov. 26 TBA
 Nov. 27 TBA

Dec. 1 Austin Peay
 Dec. 4 vs. Oregon
 Dec. 9 at Cincinnati
 Dec. 18 TCU
 Dec. 20 Central Michigan
 Dec. 22 Appalachian State
 Dec. 29 Dayton
 Jan. 2 Louisiana-Lafayette
 Jan. 5 Alabama
 Jan. 8 at Tennessee
 Jan. 12 at Kentucky
 Jan. 15 Florida
 Jan. 22 at Georgia
 Jan. 26 at South Carolina
 Jan. 29 Ole
 Feb. 2 Tennessee
 Feb. 5 Kentucky
 Feb. 7 Texas Pan-American
 Feb. 12 at Mississippi State
 Feb. 16 at Auburn
 Feb. 19 Arkansas
 Feb. 23 at Florida (JP)
 Feb. 26 Georgia
 March 2 South
 March 5 at LSU
 March 10-13 SEC Tournament (Atlanta, Ga.)

2003-04 Results

Northern State (exh.)	W	86-57
Nike Team Elite (exh.)	W	80-48
at Belmont	W	74-59
Indiana	W	73-60
Tennessee-Martin	W	94-60
IUPUI	W	86-68
Michigan	W	83-63
Tennessee State	W	85-64
Tennessee Tech	W	98-79
Wofford	W	90-59
Appalachian State	W	63-48
Lehigh	W	85-59
at Texas Christian	W	95-60
Auburn*	W	59-53
at Kentucky*	L	75-63
at Tennessee*	L	76-66
Florida*	W	86-72
at Arkansas*	L	70-62
South Carolina*	L	57-55
Kentucky*	W	66-60
at Florida*	L	81-71
Georgia*	W	61-39
at South Carolina*	L	82-75
at Alabama*	W	70-67
Louisiana State*	W	74-54
at Ole Miss*	W	77-65
Mississippi State*	L	72-69
Tennessee*	W	61-58
at Georgia*	L	71-61
Ole Miss*	W	70-50
Mississippi State^	W	74-70
Florida^	L	69-61
Western Michigan%	W	71-58
North Carolina State%	W	75-73
Connecticut†	L	73-53

* - Southeastern Conference Game
 ^ - SEC Tournament Game (Atlanta, Ga.)

Vanderbilt

March 2 • 8:00 pm
 Memorial Gym (14,168)
 Nashville, Tenn.



January 26 • 8:00 p.m. (JP)
 The Colonial Center (18,000)
 Columbia, S.C.

GENERAL INFORMATION

Location: Nashville, Tenn.
 Founded: 1873
 Enrollment: 6,319
 Chancellor: Gordon Gee
 Vice Chancellor: David Williams II
 Nickname: Commodores
 Colors: Black and Gold
 Facility (Cap.):
 Memorial Gym (14,168)

PHONE DIRECTORY

Athletic Department: (615) 322-4727
 Sports Information: (615) 322-4121
 Sports Information FAX: (615) 343-7064
 Press Row Phone: (615) 320-0436

SPORTS INFORMATION

Basketball SID: Andre Foushee
 Home Phone: (615) 268-5534
 E-mail: andre.foushee@vanderbilt.edu
 Mailing Address:

Sports Information Office
 PO BOX 120158
 Nashville, TN 37212

Overnight Address:

Sports Information Office
 2601 Jess Neely Dr.
 Nashville, TN 37212

Website: www.vucommodores.com

SERIES INFORMATION

Series Record: South Carolina leads, 19-15
 In Columbia: South Carolina leads, 10-5
 In Nashville: Vanderbilt leads, 9-8
 Neutral: Series Tied, 1-1
 First Meeting:
 VU, 31-25 (Feb. 28, 1927), at Atlanta, Ga.
 Last Meeting:
 SC, 82-75 (Feb. 14, 2004), at Columbia

BASKETBALL INFORMATION

Head Coach (Alma Mater, Year):
 Kevin Stallings (Purdue, 1982)
 Record at Vanderbilt (Years):
 85-69 (Five years)
 Overall Record (Years):
 208-132 (11 years)
 Record vs. South Carolina: 2-8
 Assistant Coaches (Alma Mater, Year):
 Jeff Jackson (Cornell, 1984);
 Brad Frederick (North Carolina, 1999);
 Dan Muller (Illinois State, 1998)
 Tom Richardson (St. Xavier [Ill.], 1977)
 2003-04 Record:
 23-10, 8-8 Southeastern (T3rd, East)
 Post Season Play: NCAA Sweet 16
 Lettermen Returning/Lost: 8/4
 Starters Returning/Lost: 4/1

HOTEL HEADQUARTERS

Vanderbilt in Columbia: TBA
 Carolina in Nashville: Loews Vanderbilt
 Plaza, 2100 West End Ave., Nashville, TN
 37209 (615) 321-1940

2004-05 COMMODORE ROSTER

No.	Name	Pos.	Ht.	Wt.	Class	Hometown	PPG	RPG
1	Mario Moore	G	5-11	181	Jr.	Nashville, Tenn.	11.2	2.7
2	Alex Gordon	G	5-11	160	Fr.	Pensacola, Fla.	#26.3	*5.9
3	Jason Holwerda	G	6-6	214	Sr.	Chattanooga, Tenn.	4.2	2.2
5	LaBraun Andrews	F	6-7	205	Jr.	Memphis, Tenn.	^2.7	1.2
10	Adam Payton	G	6-3	199	Jr.	Burlington, N.J.	2.2	0.7
11	Alan Metcalfe	F	6-9	240	Fr.	St. Helens, England	#12.0	7.0
13	Dawid Przybyszewski	F/C	7-2	261	Sr.	Torun, Poland	8.3	3.7
20	Dan Cage	G	6-5	215	So.	Indianapolis, Ind.	2.4	0.6
22	Demarre Carroll	F	6-7	204	Fr.	Birmingham, Ala.	#17.8	9.1
32	Shan Foster	G/F	6-6	198	Fr.	Kenner, La.	#21.0	10.0
33	Julian Terrell	F	6-9	249	Jr.	Nashville, Tenn.	6.4	4.2
43	Davis Nwankwo	F	6-9	240	Fr.	College Park, Md.	13.0	11.0
44	Corey Smith	G/F	6-6	242	Sr.	Houston, Texas	6.8	3.4
54	Ted Skuchas	C	6-11	252	So.	Audubon, Pa.	2.4	0.6

- High School Stats

^ - Stats from 2003-04 season at Colgate

* - Assists per game

Series Information vs. SEC Opponents

Series Breakdown vs. Alabama

Games Won	USC	Alabama
At Columbia	6	5
At Tuscaloosa	1	7
At Neutral Sites	<u>2</u>	<u>4</u>
Total	9	16

Most Points Scored

By South Carolina	
At Columbia	90 in 1995-96 (90-67) and 2003-04 (90-82)
At Tuscaloosa	80 in 1992-93 (80-97) Loss
By Alabama	
At Columbia	92 in 1977-78 (92-67)
At Tuscaloosa	97 in 1992-93 (97-80)

Biggest Winning Margins

By South Carolina	
At Columbia	23 in 1995-96 (90-67)
At Tuscaloosa	1 in 1996-97 (65-64)
By Alabama	
At Columbia	25 in 1977-78 (92-67)
At Tuscaloosa	34 in 1930-31 (45-11)

Series Breakdown vs. Florida

Games Won	USC	Florida
At Columbia	10	13
At Gainesville	5	11
At Neutral Sites	<u>2</u>	<u>1</u>
Total	17	25

Most Points Scored

By South Carolina	
At Columbia	82 in 1999-2000 (82-86) Loss
At Gainesville	81 in 1992-93 (81-76)
By Florida	
At Columbia	86 in 1999-2000 (86-62)
At Gainesville	89 in 1998-99 (89-61)

Biggest Winning Margins

By South Carolina	
At Columbia	21 in 1933-34 (42-31)
At Gainesville	12 in 1934-35 (28-16)
By Florida	
At Columbia	19 in 1929-30 (41-20)
At Gainesville	28 in 1998-99 (89-61)

Series Breakdown vs. Arkansas

Games Won	USC	Arkansas
At Columbia	1	4
At Fayetteville	2	5
At Neutral Sites	<u>1</u>	<u>1</u>
Total	4	10

Most Points Scored

By South Carolina	
At Columbia	78 in 1996-97 (78-65)
At Fayetteville	88 in 1997-98 (88-96) Loss
By Arkansas	
At Columbia	88 in 1994-95 (88-73)
At Fayetteville	96 in 1997-98 (96-88)

Biggest Winning Margins

By South Carolina	
At Columbia	13 in 1996-97 (78-65)
At Fayetteville	11 in 1999-2000 (76-65)
By Arkansas	
At Columbia	15 in 1994-95 (88-73)
At Fayetteville	26 in 1993-94 (79-53)

Series Breakdown vs. Georgia

Games Won	USC	Georgia
At Columbia	25	12
At Athens	13	23
At Neutral Sites	<u>3</u>	<u>4</u>
Total	41	39

Most Points Scored

By South Carolina	
At Columbia	97 in 1956-57 (97-74) and 1961-62 (97-72)
At Athens	112 in 1963-64 (112-90)
By Georgia	
At Columbia	96 in 1993-94
At Athens	90 in 1999-2000 (90-62)

Biggest Winning Margins

By South Carolina	
At Columbia	32 in 1943-44 (67-35)
At Athens	21 in 2003-04 (84-63)
By Georgia	
At Columbia	15 in 1938-39 (49-34)
At Athens	28 in 1999-2000 (90-62)

Series Breakdown vs. Auburn

Games Won	USC	Auburn
At Columbia	5	5
At Auburn	4	7
At Neutral Sites	<u>1</u>	<u>2</u>
Total	10	14

Most Points Scored

By South Carolina	
At Columbia	86 in 1970-71 (86-69)
At Auburn	86 in 1969-70 (86-62)
By Auburn	
At Columbia	83 in 1992-93 (83-81)
At Auburn	88 in 1993-94 (88-70)

Biggest Winning Margins

By South Carolina	
At Columbia	17 in 1970-71 (86-69)
At Auburn	24 in 1969-70 (86-62)
By Auburn	
At Columbia	28 in 1998-99 (76-48)
At Auburn	18 in two games (last 1993-94)

Series Breakdown vs. Kentucky

Games Won	USC	Kentucky
At Columbia	3	12
At Lexington	1	16
At Neutral Sites	<u>1</u>	<u>4</u>
Total	5	32

Most Points Scored

By South Carolina	
At Columbia	84 in 1996-97 (84-79) OT
At Lexington	81 in 1979-80 (81-126) Loss
By Kentucky	
At Columbia	108 in 1992-93 (108-82)
At Lexington	126 in 1979-80 (126-81)

Biggest Winning Margins

By South Carolina	
At Columbia	6 in 1932-33 (44-38)
At Lexington	6 in 1996-97 (72-66)
By Kentucky	
At Columbia	33 in 2000-01 (94-61)
At Lexington	45 in 1979-80 (126-81)

Series Information vs. SEC Opponents

Series Breakdown vs. Louisiana State

Games Won	USC	LSU
At Columbia	5	3
At Baton Rouge	3	2
<u>At Neutral Sites</u>	<u>3</u>	<u>0</u>
Total	11	5

Most Points Scored

By South Carolina

At Columbia	106 in 1995-96 (106-68)
At Baton Rouge	80 in 1996-97 (80-65)

By Louisiana State

At Columbia	77 in 1993-94 (77-71)
At Baton Rouge	85 in 1992-93 (85-62)

Biggest Winning Margins

By South Carolina

At Columbia	38 in 1995-96 (106-68)
At Baton Rouge	15 in 1996-97 (80-65)

By Louisiana State

At Columbia	18 in 1991-92 (74-56)
At Baton Rouge	23 in 1992-93 (85-62)

Series Breakdown vs. Tennessee

Games Won	USC	Tennessee
At Columbia	11	6
At Knoxville	7	14
<u>At Neutral Sites</u>	<u>1</u>	<u>1</u>
Total	19	21

Most Points Scored

By South Carolina

At Columbia	111 in 1992-93 (111-107) 2OT
At Knoxville	95 in 1992-93 (95-85)

By Tennessee

At Columbia	107 in 1992-93 (107-111) Loss
At Knoxville	96 in 1954-55 (96-82)

Biggest Winning Margins

By South Carolina

At Columbia	32 in 1996-97 (73-41)
At Knoxville	34 in 2001-02 (94-60)

By Tennessee

At Columbia	15 in 1998-99 (65-50)
At Knoxville	29 in 1998-99 (86-57)

Series Breakdown vs. Ole Miss

Games Won	USC	Ole Miss
At Columbia	4	1
At Oxford	0	7
<u>At Neutral Sites</u>	<u>4</u>	<u>1</u>
Total	8	9

Most Points Scored

By South Carolina

At Columbia	88 in 1992-93 (88-73)
At Oxford	75 in 1999-2000 (75-83) Loss

By Ole Miss

At Columbia	73 in 1992-93
At Oxford	96 in 1997-98 (96-88)

Biggest Winning Margins

By South Carolina

At Columbia	13 in 1996-97 (78-65)
At Oxford	11 in 1999-2000 (76-65)

By Ole Miss

At Columbia	15 in 1994-95 (88-73)
At Oxford	26 in 1993-94 (79-53)

Series Breakdown vs. Vanderbilt

Games Won	USC	Vanderbilt
At Columbia	9	5
At Nashville	7	9
<u>At Neutral Sites</u>	<u>1</u>	<u>1</u>
Total	17	15

Most Points Scored

By South Carolina

At Columbia	91 in 1993-94 (91-96) Loss
At Nashville	97 in 1995-96 (97-107) Loss

By Vanderbilt

At Columbia	96 in 1993-94 (96-91)
At Nashville	107 in 1995-96 (107-97)

Biggest Winning Margins

By South Carolina

At Columbia	21 in 1996-97 (74-53)
At Nashville	23 in 2001-02 (66-43)

By Vanderbilt

At Columbia	9 in 2001-02 (60-51)
At Nashville	28 in 1963-64 (106-78)

Series Breakdown vs. Mississippi State

Games Won	USC	Miss. State
At Columbia	3	4
At Starkville	1	4
<u>At Neutral Sites</u>	<u>1</u>	<u>0</u>
Total	5	8

Most Points Scored

By South Carolina

At Columbia	77 in 1995-96 (77-69)
At Starkville	73 in two games (last 2000-01)

By Mississippi State

At Columbia	79 in 2003-04 (79-75)
At Starkville	83 in 1992-93 (83-63)

Biggest Winning Margins

By South Carolina

At Columbia	11 in 1997-98 (76-65)
At Starkville	8 in 1996-97 (73-65)

By Mississippi State

At Columbia	7 in 2001-02 (64-57)
At Starkville	20 in 1992-93 (83-63)

Series Breakdown vs. Southeastern Conference

Games Won	USC	SEC
At Columbia	82	68
On SEC Away Courts	44	105
<u>At Neutral Sites</u>	<u>19</u>	<u>18</u>
Total	145	191

Most Points Scored

By South Carolina

At Columbia	111 vs. Tennessee in 1992-93 (111-107)
On the Road	112 vs. Georgia in 1963-64 (112-90)

By SEC Teams

At Columbia	108 by Kentucky in 1992-93 (108-82)
On the Road	126 by Kentucky in 1979-80 (126-81)

Biggest Winning Margins

By South Carolina

At Columbia	38 vs. Louisiana State in 1995-96 (106-68)
On the Road	34 vs. Tennessee in 2001-02 (94-60)

By SEC Teams

At Columbia	33 by Kentucky in 2000-01 (94-61)
On the Road	45 by Kentucky in 1979-80 (126-81)

2005 SEC Tournament

2005 Southeastern Conference Tournament

Atlanta, Georgia

Georgia Dome (26,000)

186

2004-05 OPPONENTS



Thursday, March 10

Friday, March 11

Saturday, March 12

Sunday, March 13

WESTERN #1

Game 5 1:00 PM [JP]

WESTERN #5

Game 1 1:00 PM [JP]

EASTERN #4

Game 9 1:00 PM [JP]

EASTERN #2

Game 6 3:15 PM [JP]

EASTERN #6

Game 2 3:15 PM [JP]

WESTERN #3

CHAMPIONSHIP

Game 11
1:00 PM [CBS]

SEC Tournament Champion
NCAA Tournament Automatic Qualifier

EASTERN #1

Game 7 7:30 PM [JP]

EASTERN #5

Game 3 7:30 PM [JP]

WESTERN #4

Game 10 3:15 PM [JP]

WESTERN #2

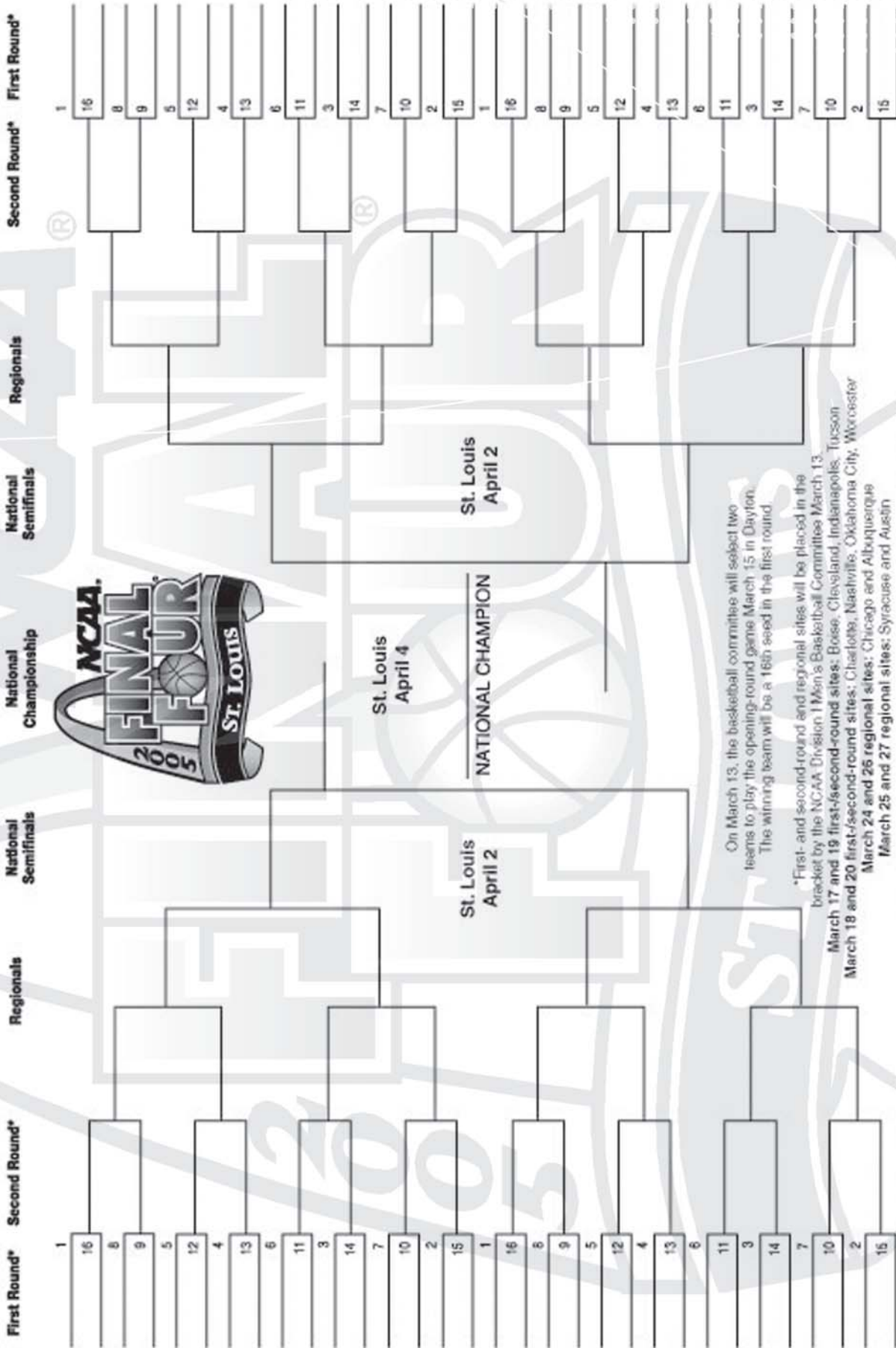
Game 8 9:45 PM [JP]

WESTERN #6

Game 4 9:45 PM [JP]

EASTERN #3

2005 NCAA Division I Men's BASKETBALL CHAMPIONSHIP



On March 13, the basketball committee will select two teams to play the opening-round game March 15 in Dayton. The winning team will be a 16th seed in the first round.

*First- and second-round and regional sites will be placed in the bracket by the NCAA Division I Men's Basketball Committee March 13
 March 17 and 19 first-/second-round sites: Boise, Cleveland, Indianapolis, Tucson
 March 18 and 20 first-/second-round sites: Charlotte, Nashville, Oklahoma City, Worcester
 March 24 and 26 regional sites: Chicago and Albuquerque
 March 25 and 27 regional sites: Syracuse and Austin

© 2004 National Collegiate Athletic Association. No commercial use without the NCAA's written permission. The NCAA opposes all sports doping. This bracket should not be used for newspapers, contracts, floor plans or other printing activities.