

UMAH'S
MUSEUM STADIUM

ESPN

GAMECOCK HISTORY

South Carolina

Year	Coach	Record	Runs	Opp	Home	Away	Neutral
1892	None	1-0-0	14	8	1-0-0	0-0-0	0-0-0
1893	None	4-0-0	49	15	4-0-0	0-0-0	0-0-0
1894	No Team						
1895	None	0-1-0	4	7	0-1-0	0-0-0	0-0-0
1896	(Mgr.) E.R. Wilson	3-4-0	63	68	2-3-0	1-1-0	0-0-0
1897	(Mgr.) Lede Hagood	4-3-0	73	77	3-3-0	1-0-0	0-0-0
1898	(Mgr.) W.C. Benet, Jr.	1-4-0	26	54	1-2-0	0-2-0	0-0-0
1899	(Mgr.) J.C. Hughes	1-8-0	47	152	1-5-0	0-3-0	0-0-0
1900	(Mgr.) A.H. Brooker	7-4-0	131	59	5-2-0	2-2-0	0-0-0
1901	(Mgr.) J.D. Ardrey	6-3-0	96	65	4-2-0	1-1-0	1-0-0
1902	(Mgr.) G.B. Timmerman	6-4-0	60	41	5-3-0	1-1-0	0-0-0
1903	W. Augustus Lee	8-3-1	103	63	6-0-1	2-3-0	0-0-0
1904	W. Augustus	3-3-0	39	51	2-2-0	1-0-0	0-1-0
1905	L. William Earle	5-7-1	100	84	4-2-0	1-3-1	0-2-0
1906	George Needham	1-7-0	30	82	1-2-0	0-3-0	0-2-0
1907	Dicky James	11-6-0	92	59	9-1-0	2-3-0	0-2-0
1908	Frank Lohr	10-3-1	68	56	8-0-0	2-3-1	0-0-0
1909	R.C. (Dick) Reid	11-6-0	77	39	8-4-0	2-2-0	1-0-0
1910	Bill Breitenstein	11-5-0	90	52	7-5-0	4-0-0	0-0-0
1911	P.L. Wright	11-6-0	93	82	8-2-0	2-3-0	1-1-0
1912	James G. Driver	11-11-0	138	101	9-3-0	2-7-0	0-1-0
1913	James G. Driver	11-8-1	119	64	9-5-0	2-3-0	0-0-1
1914	G.I. Guerrant	12-7-1	82	78	10-3-0	2-4-1	0-0-0
1915	Syd Smith	6-11-0	80	109	5-6-0	1-5-0	0-0-0
1916	Bill Clark	9-14-0	77	109	6-8-0	2-5-0	1-1-0
1917	Dixon Foster	4-7-2	65	105	2-3-1	1-3-1	1-1-0
1918	Dixon Foster	11-13-0	86	69	10-7-0	1-6-0	0-0-0
1919	Dixon Foster	9-13-0	73	93	7-8-0	2-5-0	0-0-0
1920	Dixon Foster	3-18-0	93	163	0-7-0	1-9-0	2-2-0
1921	Bill Clark	3-12-1	63	117	2-6-0	0-5-1	1-1-0
1922	Bill Clark	8-7-1	95	85	5-0-0	3-6-1	1-1-0
1923	Bill Clark	8-8-0	92	93	6-4-0	1-4-0	0-0-0
1924	Bill Clark	10-8-0	74	98	5-4-0	4-4-0	1-0-0
1925	Branch Boccock	4-9-0	65	98	3-5-0	1-4-0	0-0-0
1926	Branch Boccock	6-4-0	53	34	3-1-0	3-2-0	0-1-0
1927	Branch Boccock	7-8-0	86	91	6-2-0	1-6-0	0-0-0
1928	Billy Laval	7-8-1	83	80	5-3-1	1-4-0	1-1-0
1929	Billy Laval	8-4-0	100	66	5-1-0	2-3-0	1-0-0
1930	Billy Laval	14-5	135	67	10-1-0	2-4-0	2-0-0
1931	Billy Laval	15-3-0	184	59	8-1-0	7-2-0	0-0-0
1932	Billy Laval	16-7-0	184	95	9-3-0	6-4-0	1-0-0
1933	Billy Laval	17-3-0	179	83	11-1-0	6-2-0	0-0-0
1934	Billy Laval	12-3-0	129	43	6-3-0	6-0-0	0-0-0
1935	Dutch Stamman	8-10-0	77	96	5-4-0	3-6-0	0-0-0
1936	Dutch Stamman	5-9-1	70	108	2-4-1	3-5-0	0-0-0
1937	Dutch Stamman	5-6-0	71	78	2-3-0	3-3-0	0-0-0
1938	Catfish Smith	12-7-0	129	82	6-4-0	6-3-0	0-0-0
1939	Catfish Smith	10-11-0	133	145	7-7-0	3-4-0	0-0-0
1940	Ted Petoskey	8-9-0	112	115	5-5-0	3-2-0	0-2-0
1941	Ted Petoskey	10-8-0	93	84	7-2-0	2-5-0	1-1-0
1942	Ted Petoskey	6-11-0	77	131	2-5-0	4-6-0	0-0-0
1943	Kay Kirven	5-6-0	53	89	3-1-0	2-5-0	0-0-0
1944	H.W. Klocker	4-4-0	53	60	2-2-0	2-2-0	0-0-0
1945	Johnnie McMillan	8-4-0	84	41	5-2-0	3-2-0	0-0-0
1946	Catfish Smith	10-13-0	131	161	7-6-0	3-6-0	0-1-0
1947	Catfish Smith	8-17-0	180	190	5-9-0	3-7-0	0-1-0
1948	Ted Petoskey	6-14-0	106	139	4-6-0	2-6-0	0-2-0
1949	Ted Petoskey	15-6-0	146	107	10-1-0	5-5-0	0-0-0
1950	Ted Petoskey	16-9-1	198	135	7-4-1	9-5-0	0-0-0
1951	Ted Petoskey	6-15-0	106	169	2-9-0	4-5-0	0-1-0
1952	Ted Petoskey	9-8-0	72	70	6-2-0	1-3-0	2-3-0
1953	Ted Petoskey	8-11-0	103	131	6-4-0	2-6-0	0-1-0
1954	Ted Petoskey	10-10-0	91	106	6-5-0	4-5-0	0-0-0
1955	Ted Petoskey	10-10-0	122	122	5-7-0	5-3-0	0-0-0
1956	Ted Petoskey	9-9-0	107	100	6-3-0	3-6-0	0-0-0
1957	Joe Gragan	9-9-0	79	99	7-2-0	2-7-0	0-0-0

Baseball 2005

1958	Joe Grugan	7-14-0	80	126	5-7-0	2-7-0	0-0-0
1959	Joe Grugan	12-12-0	110	94	10-6-0	2-6-0	0-0-0
1960	Joe Grugan	4-18-0	106	161	2-7-0	1-10-0	1-1-0
1961	Joe Grugan	3-15-0	68	122	3-5-0	0-10-0	0-0-0
1962	Joe Grugan	9-11-0	105	140	7-4-0	2-7-0	0-0-0
1963	Joe Grugan	7-14-0	87	136	6-6-0	1-8-0	0-0-0
1964	Bob Reising	15-12-0	126	99	7-4-0	6-8-0	2-0-0
1965	Bob Reising	16-12-0	107	114	12-7-0	4-5-0	0-0-0
1966	Dick Weldon	15-8-0	124	79	11-2-0	4-6-0	0-0-0
1967	Jack Powers	21-8-0	150	97	16-2-0	5-6-0	0-0-0
1968	Jack Powers	14-11-0	93	95	9-6-0	5-5-0	0-0-0
1969	Jack Powers	12-21-1	111	148	6-9-1	6-12-0	0-0-0
1970	Bobby Richardson	14-20-0	117	157	6-8-0	5-9-0	3-3-0
1971	Bobby Richardson	18-12-0	149	111	14-6-0	4-6-0	0-0-0
1972	Bobby Richardson	25-16-0	188	125	21-8-0	3-2-0	1-6-0
1973	Bobby Richardson	26-15-1	200	142	16-8-1	6-4-0	4-3-0
1974	Bobby Richardson	48-8-0	336	120	30-2-0	14-4-0	4-2-0
1975	Bobby Richardson	51-6-1	389	139	30-1-0	14-2-0	7-3-1
1976	Bobby Richardson	38-14-0	396	226	26-5-0	11-9-0	1-0-0
1977	June Raines	43-12-1	365	183	28-4-0	11-6-1	4-2-0
1978	June Raines	31-14-0	322	176	23-6-0	8-8-0	0-0-0
1979	June Raines	31-16-0	286	167	23-10-0	8-6-0	0-0-0
1980	June Raines	39-11-0	388	170	25-2-0	12-9-0	2-0-0
1981	June Raines	46-15-0	532	298	25-9-0	14-8-0	3-2-0
1982	June Raines	45-13-0	449	243	33-4-0	11-7-0	1-2-0
1983	June Raines	35-13-0	363	205	22-3-0	12-8-0	1-1-0
1984	June Raines	41-18-0	386	281	23-8-0	13-8-0	5-2-0
1985	June Raines	47-22-0	629	371	34-5-0	10-15-0	3-2-0
1986	June Raines	43-23-0	518	325	21-12-0	18-8-0	4-3-0
1987	June Raines	39-14-0	451	294	26-9-0	13-5-0	0-0-0
1988	June Raines	43-21-0	439	334	24-6-0	14-14-0	5-1-0
1989	June Raines	34-23-0	413	296	28-8-0	6-15-0	0-0-0
1990	June Raines	33-25-0	339	295	23-11-0	9-9-0	1-5-0
1991	June Raines	40-22-0	432	317	28-6-0	9-14-0	3-2-0
1992	June Raines	42-22-0	531	323	23-7-0	11-12-0	8-3-0
1993	June Raines	39-20-1	433	270	28-8-0	10-11-1	1-1-0
1994	June Raines	35-23-0	379	302	23-12-0	12-10-0	0-1-0
1995	June Raines	32-25-0	338	335	21-11-0	8-13-0	3-1-0
1996	June Raines	25-28-0	372	402	16-11-0	8-15-0	1-2-0
1997	Ray Tanner	33-24-0	605	425	24-12-0	8-11-0	1-1-0
1998	Ray Tanner	44-18-0	520	360	29-10-0	12-4-0	3-4-0
1999	Ray Tanner	35-23-0	404	313	26-9-0	7-10-0	2-4-0
2000	Ray Tanner	56-10-0	537	276	37-4-0	15-4-0	4-2-0
2001	Ray Tanner	49-20-0	484	273	31-6-0	10-11-0	8-3-0
2002	Ray Tanner	57-18-0	584	371	32-9-0	14-5-0	11-4-0
2003	Ray Tanner	45-22-0	437	268	29-7-0	9-10-0	7-5-0
2004	Ray Tanner	53-17-0	492	270	35-6-0	10-9-0	8-2-0
Totals		2,002-1,263-17	21,453	15,972	1,323-538-7	549-620-8	130-105-2

By The Decade

Decade	W-L-T	Pct.	Runs	Opp.	Home	Pct.	Away	Pct.	Neutral	Pct.
1890's	14-20-1	.446	276	371	12-14-0	.462	2-6-0	.250	0-0-0	—
1900's	68-46-3	.594	796	599	52-18-1	.739	14-21-2	.405	2-7-0	.222
1910's	95-95-4	.500	903	862	73-50-1	.593	19-41-2	.323	3-4-1	.438
1920's	64-86-3	.424	804	925	40-33-1	.547	17-47-2	.262	7-6-0	.538
1930's	114-64-1	.640	1291	856	66-31-1	.679	45-33-0	.577	3-0-0	1.000
1940's	80-92-0	.465	1035	1117	50-39-0	.562	29-46-0	.387	1-7-0	.125
1950's	96-107-1	.473	1068	1152	60-49-1	.550	34-53-0	.391	2-5-0	.286
1960's	116-130-1	.472	1077	1191	79-52-1	.602	34-77-0	.306	3-1-0	.750
1970's	325-133-3	.708	2748	1546	217-58-1	.788	84-56-1	.599	24-19-1	.557
1980's	412-173-0	.704	4568	2817	265-62-0	.810	123-97-0	.559	24-14-0	.632
1990's	358-230-1	.609	4353	3342	241-107-0	.693	94-109-1	.463	23-24-0	.489
2000's	260-87-0	.749	2534	1458	182-32-0	.850	58-39-0	.598	38-16-0	.704


South Carolina



JUNE RAINES
763-380-2; 20 years
1977-1996



RAY TANNER
372-152-0; 8 years
1997-Present



BOBBY RICHARDSON
220-91-2; 7 years
1970-76



TED PETOSKEY
113-120-1; 12 Years
1940-42; 1948-56



BILLY LAVAL
89-33-1; 7 years
1928-34

The Coaching Record

No.	Coach	Years	Seas.	Home	Away	Neutral	Overall	Pct.	Runs	Opp.
1	June Raines	1977-96	20	501-148-0	217-201-2	45-31-0	763-380-2	.667	8365	5587
2	Ray Tanner	1997-Present	8	243-63-0	85-64-0	44-25-0	372-152-0	.710	4063	2356
3	Bobby Richardson	1970-76	7	143-38-1	57-36-0	20-17-1	220-91-2	.706	1775	1020
4	Ted Petoskey	1940-42 1948-56	12	66-53-1	44-57-0	3-10-0	113-120-1	.485	1333	1409
5	Billy Laval	1928-34	7	54-13-1	30-19-0	5-1-0	89-33-1	.728	994	493
6	Joe Grugan	1957-63	7	40-37-0	10-55-0	1-1-0	51-93-0	.354	635	878
7	Jack Powers	1967-69	3	31-17-1	16-23-0	0-0-0	47-40-1	.540	354	340
8	Catfish Smith	1938-39 1946-47	4	25-26-0	15-20-0	0-2-0	40-48-0	.455	573	578
9	Bill Clark	1916 1921-24	5	24-22-0	10-24-2	4-3-0	38-49-2	.438	401	502
10	Bob Reising	1964-65	2	19-11-0	10-13-0	2-0-0	31-24-0	.564	233	213
11	Dixon Foster	1917-20	4	19-25-1	5-23-1	3-3-0	27-51-2	.350	317	430
12	James G. Driver	1912-13	2	18-8-0	4-10-0	0-1-1	22-19-1	.536	257	165
13	Dutch Stamman	1935-37	3	9-11-1	9-14-0	0-0-0	18-25-1	.420	218	282
14	Branch Bocock	1925-27	3	12-8-0	5-12-0	0-1-0	17-21-0	.447	204	223
15	Dick Weldon	1966	1	11-2-0	4-6-0	0-0-0	15-8-0	.652	124	79
16	G.I. Guerrant	1914	1	10-3-0	2-4-1	0-0-0	12-7-1	.625	82	78
17	P.L. Wright	1911	1	8-2-0	2-3-0	1-1-0	11-6-0	.647	93	82
18	Dick Reid	1909	1	8-4-0	2-2-0	1-0-0	11-6-0	.647	77	39
19	Dicky James	1907	1	9-1-0	2-3-0	0-2-0	11-6-0	.647	92	59
20	Bill Breitenstein	1910	1	7-5-0	4-0-0	0-0-0	11-5-0	.688	90	52
21	W. Augustus Lee	1903-04	2	8-2-1	3-3-0	0-1-0	11-6-1	.639	142	114
22	Frank Lohr	1908	1	8-0-0	2-3-1	0-0-0	10-3-1	.750	68	56
23	Johnnie McMillan	1945	1	5-2-0	3-2-0	0-0-0	8-4-0	.667	84	41
24	Syd Smith	1915	1	5-6-0	1-5-0	0-0-0	6-11-0	.353	80	109
25	William Earle	1905	1	4-2-0	1-3-1	0-2-0	5-7-1	.423	100	84
26	Kay Kirven	1943	1	3-1-0	2-5-0	0-0-0	5-6-0	.455	53	89
27	H.W. Klocker	1944	1	2-2-0	2-2-0	0-0-0	4-4-0	.500	53	60
28	George Needham	1906	1	1-2-0	0-3-0	0-2-0	1-7-0	.125	30	8
	No Coach	1892-1902	10	30-24-0	2-5-0	1-2-0	33-31-0	.516	563	546
	Totals	112		1,323-549-7	549-620-8	130-105-2	2,002-1,263-17	.613	21,453	15,972

Baseball 2005

Team

Games Played, Season
75 in 2002

Games Won, Season
57 in 2002 (57-10)

Games Lost, Season
28 in 1996 (25-28)

Games Tied, Season
2 in 1922 (8-6-2); 1917 (3-6-2)

Highest Winning Percentage, Season
.888 in 1975 (51-6-1)

Lowest Winning Percentage, Season
.000 in 1895 (0-1)

Lowest Winning Percentage, Season (Modern Era)
.167 in 1961 (3-15)

Times at Bat
Game: 65 vs. Clemson 4/13/94
Season: 2,428 in 1985 (69 games)

Opponents Times at Bat
Game: 63 by North Carolina 4/8/67
Season: 2,345 in 1985 (69 games)

Runs Scored
Game: 38 vs. Charleston Southern 2/14/04 (38-0); vs. Clemson 4/23/97 (38-16)
Season: 629 in 1985 (69 games)

Runs Scored Both Teams
Game: 54 vs. Clemson 4/23/97 (38-16)

Runs Allowed
Game: 33 vs. Lafayette in 1899 (2-33)
Game (Modern Era): 30 vs. Arkansas 3/30/97 (7-30)
Season: 425 in 1997 (57 games)

Times Struck Out
Game: 17 vs. Florida State 4/6/91
Season: 488 in 2001 (69 games)

Strikeouts by Pitching Staff
Game: 18 vs. Clemson 3/6/04 (two pitchers); vs. The Citadel 2/19/03 (three pitchers); vs. Wofford 3/20/02 (seven pitchers); vs. Seton Hall 3/10/02 (four pitchers); vs. The Citadel 3/16/93 (two pitchers)
Season: 660 in 2004 (70 games)

Bases on Balls Received, Season
375 in 1985 (69 games)

Bases on Balls Allowed, Season
296 in 2002 (75 games)

Times Hit by Pitch
Game: 5 vs. UNC Charlotte 2/13/96; vs. Coll. of Charleston 2/10/96
Season: 68 in 2002 (75 games)

Hit Batters by Staff
Game: 4 vs. Liberty 5/26/00; Western Carolina 4/10/72; vs. Tennessee 4/28/95
Season: 51 in 1995 (57 games)

Lowest Earned Run Average, Season
1.60 in 1974 (472 IP; Led Nation)

Highest Earned Run Average, Season
6.20 in 1997 (501 IP)

Innings Pitched, Season
676 in 2002 (75 games)

Shutouts Pitched, Season
14 in 1975 (58 games)

Consecutive Games Without Being Shutout
199 (5/25/74 to 4/15/78)

Complete Games by Staff, Season
29 in 1977 (56 games)

Saves by Relief Pitchers, Season
25 in 2002 (75 games)

Wild Pitches by Staff, Season
73 in 1992 (64 games)

Wild Pitches by Opponents, Season
98 in 1992 (64 games)

Balks, Season
13 in 1992 (64 games)
13 in 1991 (61 games)

Balks by Opponents, Season
14 in 2002 (75 games); 1998 (62 games)

Passed Balls Allowed, Season
24 in 1999 (58 games)

Passed Balls by Opponents, Season
29 in 2002 (75 games)

Team Batting Average
Season: .341 in 1997 (57 games)

Hits
Inning: 11 vs. Charleston Southern 2/14/04 (2nd Inn. 3 1B, 4 2B, 4 HR)
Game: 35 vs. Charleston Southern 2/14/04 (15 1B, 11 2B, 2 3B, 7 HR)
Season: 868 in 2002 (75 games)

One Base Hits
Game: 19 vs. Citadel 4/17/86; vs. Ga. Southern 2/27/97
Season: 550 in 2002 (75 games)

Two Base Hits
Game: 11 vs. Charleston Southern 2/14/04
Season: 178 in 2002 (75 games)

Three Base Hits
Game: 5 vs. The Citadel 4/17/86
Season: 23 in 1931 (16 games)
Season (Modern Era): 21, 2000 (66 games)

Home Runs
Inning: 4 vs. Charleston Southern 2/14/04; vs. Vanderbilt 4/24/98; vs. East Carolina 3/14/80
Game: 9 vs. Cincinnati 3/21/85
Season: 144 in 1985 (69 games)

Runs Batted In
Inning: 12 vs. Charleston Southern 2/14/04 (2nd Inning)
Game: 37 vs. Charleston Southern 2/14/04
Season: 570 in 1985 (69 games)

Consecutive Home Runs
4 vs. East Carolina 3/14/80 (3rd inning; Etienne Farquharson, Jim Curl, Mark Boatwright, Paul Hollins)

Consecutive Hits
8 vs. Mississippi 5/3/02 (3rd inning, HR, 1B, 1B, 1B, 1B, HR, 1B, HR)

Consecutive Baserunners
12 vs. Florida 5/16/92 (2B, BB, BB, HP, BB, BB, 1B, BB, 1B, BB, 1B, 1B)

Total Bases
Inning: 27 vs. Charleston Southern 2/14/04 (3 1B, 4 2B, 4 HR)
Game: 71 vs. Charleston Southern 2/14/04 (15 1B, 11 2B, 2 3B, 4 HR)
Season: 1,448 in 2002 (550 1B, 178 2B, 18 3B, 122 HR)

Hits Allowed
Game: 28 by Arkansas 3/30/97
Season: 686 in 2002 (75 games)

One Base Hits Allowed
Game: 18 by Arkansas 3/30/97
Season: 503 in 1985 (69 games)

Two Base Hits Allowed
Game: 7 vs. Wichita State 4/16/91; 7 vs. Mississippi 4/2/95
Season: 119 in 1996 (53 games)

Three Base Hits Allowed
Game: 2 by several opponents; most recent by Alabama 4/14/99
Season: 16 in 1976 (15 games)
16 in 1995 (57 games)

Home Runs Allowed
Inning: 4 by Miami 5/23/98
Game: 8 by Miami 5/23/98; Clemson 5/8/62
Season: 100 in 1998 (62 games)

Runs Batted In Allowed
Game: 30 by Arkansas 3/30/97
Season: 388 in 1997 (57 games)

Stolen Bases, Season
218 in 1976 (52 games)

Stolen Base Attempts, Season
249 in 1976 (52 games)

Times Caught Stealing, Season
36 in 1974 (56 games — 174 att.)

Opponents Caught Stealing, Season
38 in 1994 (58 games — 92 att.)

Stolen Bases Allowed, Season
74 in 1990 (58 games)

Opponents Stolen Base Attempts, Season
101 in 1990 (58 games)

Highest Fielding Percentage, Season
.975 in 2002 (75 games); *Led the Nation;* .975 in 1975 (58 games); *Second in the Nation*

Lowest Fielding Percentage, Season
.943 in 1996 (53 games)

Putouts
Game: 51 vs. Clemson 4/13/94; vs. Georgia 4/30/68; vs. North Carolina 4/8/67
Season: 2,028 in 2002 (75 games)

Assists
Game: 30 vs. North Carolina 4/8/67 (17 innings)
9 Inning Game: 21 vs. The Citadel 4/18/87
Season: 775 in 1985 (69 games)

Errors
Game: 16 vs. Newberry 4/4/03
Game (Modern Era): 9 vs. Georgia Southern 4/6/74
Season: 124 in 1996 (53 games); in 1981 (61 games)

Errors by Opponents
Game: 24 by Newberry 3/30/00
Modern Era: 10 by N.C. State 5/11/62
Season: 125 in 1981 (61 games); 1997 (57 games)

Total Chances
Game: 81 vs. North Carolina 4/8/67 (51 PO, 30 A, 0 E)
9 Inning Game: 49 vs. The Citadel 4/18/78 (27 PO, 21 A, 1 E)
Season: 2,646 in 1985 (69 games) (1,768 PO, 775 A, 103 E)

Putouts by Opponents
Game: 50 by Georgia 4/30/68; by North Carolina 4/8/67; by Clemson 4/13/94
Season: 1,953 in 2002 (75 games)

Assists by Opponents
Game: 22 by Clemson 4/27/86 (12 innings)
9 Inning Game: 19 by Baptist 5/7/88
Season: 780 in 2002 (75 games)

Total Chances by Opponents
Game: 73 by Clemson 4/13/94 (50 PO, 21 A, 2 E)
9 Inning Game: 46 by Baptist 5/7/88 (27 PO, 19 A, 0 E)
Season: 2,846 in 2002 (75 games) (1,953 PO, 780 A, 113 E)

Double Plays
Season: 68 in 1985 (69 games)

Double Plays by Opponents
Season: 66 in 1986 (66 games)

Triple Plays
vs. Georgia 4/9/99
vs. New Orleans 4/12/87
vs. Wofford 4/13/37

South Carolina

Triple Plays by Opponents
by West Virginia 5/27/82

Largest Victory Margin
38 vs. Charleston Southern (38-0)
2/14/04

Largest Defeat Margin
31 vs. Lafayette 4/1/1899 (2-33)
Modern Era: 23 vs. Arkansas 3/30/97
(7-30)

Consecutive Wins
22 (2/4/00 to 3/19/00)

Consecutive Wins to Open Season
22 in 2000 (2/4 to 3/19)

Individual

Games Played
Season: 75 Brian Buscher, Trey Dyson,
Drew Meyer, Steve Thomas
Freshman: 60 Mac White, 1991
Career: 251 Landon Powell 2001-04

Consecutive Games Started
Season: 75 Drew Meyer 2002
Career: 236 Mac White, 1992-94

Batting Average
Season: Fewer Than 100 AB: .440 Bill
Harley 1931 (33-75)
More Than 100 AB: .419 Ryan
Bordenick 1997 (96-229)
Freshman: .379 Hank Small 1974
(53-140)

Career Batting Average
One Year: .385 by Adrian Adkins 1988
(87-226)
Two Years: .373 by Joe Biernat 1992-93
(140-370)

Three Years: .365 by Skeets Thomas
1988-90 (230-631)
Four Years: .357 by Ryan Bordenick
1995-98 (211- 591)
Righthanded Batter: .365 by Skeets
Thomas 1988-90
Lefthanded Batter: .373 by Joe Biernat
1992-93
Switch Hitter: .316 by Jeff Barns 1985-
87

At Bats
Game: 9 Mark Gugino vs. Clemson
4/13/94
Season: 285 Jeff Barns 1985
Freshman: 256 Drew Meyer, 2000
Career: 903 Mac White 1991-94
(236 games)

Hits
Game: 6 Nate Janowicz vs. Kentucky
4/23/00 (6 1B); Ryan Bordenick vs.
Clemson 4/23/97 (3 1B, 2 2B, 1 HR);
Mike Curry vs. Western Carolina
3/19/97 (5 1B, 1 HR); Bill Harley
vs. Erskine 4/11/31(5 1B, 1 2B)
Season: 120 Drew Meyer (75 games)
Freshman: 82 Drew Meyer 2000
(65 games)
Career: 303 Mac White 1991-94
(236 games)
Righthanded Batter: 245 Hank Small
1972-75 (190 games)
Lefthanded Batter: 303 Mac White
1991-94 (236 games)
Switch Hitter: 265 Landon Powell
2001-04 (251 games)

Consecutive Hits
9 by Tim Angiolini 1999 (4 Games);
by Skeets Thomas 1989 (2 games)



Dave Hollins was the ninth Gamecock to post three home runs in one game - versus Francis Marion on Feb. 25, 1987.

Runs Scored
Game: 6 Adam Everett vs. Clemson
4/23/97; Derick Urquhart vs. Clemson
4/23/97; Ryan Bordenick vs. Clemson
4/23/97; Randy Thompson vs. The Citadel
4/22/92; Joe McCarthy vs. Wofford
3/6/80
Season: 102 Mike Curry 1998 (62
games)
Freshman: 71 Drew Meyer 2000 (65
games)
Career: 223 Derick Urquhart 1995-98
(217 games)
Righthanded Batter: 174 Garrett Carter
1985-88
Lefthanded Batter: 223 Derick Urquhart
1995-98
Switch Hitter: 157 Jeff Barns 1985-87

One Base Hits
Game: 6 Nate Janowicz vs. Kentucky
4/23/00
Freshman: 4 Drew Meyer vs. Tennessee
5/12/00; Brian Williams vs. Baptist
4/4/88
Season: 86 Drew Meyer 2002 (75
games)
Freshman: 61 Drew Meyer 2000
(65 games)
Career: 209 Drew Meyer 2000-02
Righthanded Batter: 165 Dave Willman
1989-92
Lefthanded Batter: 198 Mac White
1991-94 (236 games)
Switch Hitter: 143 Jeff Barns 1985-87

Two Base Hits
Inning: 2 Trey McDaniel vs. Charleston
Southern 2/14/04

Game: 3 Bryan Triplett vs. Arkansas
3/28/04; Steve Thomas vs. Clemson 3/
2/02; Landon Powell vs. Charleston
Southern 2/9/02; John McHenry vs.
East Carolina, 2/11/00; Brian Roberts

vs. Vanderbilt 3/26/99; Derick
Urquhart vs. Clemson 4/23/97; Eric
Stanton vs. Richmond 2/24/96; Mac
White vs. LSU 3/28/93; Randy
Thompson vs. The Citadel 4/2/92;
Bobby Underwood vs. Southern
Mississippi 3/27/88; Phil Lillo vs.
Newberry 2/23/87; Greg Morhardt vs.
Mercer 4/3/82; Paul Hollins vs.
Virginia 3/16/81; Jamey Thaw vs.
Erskine 3/11/81; John Gambrell vs.
Clemson 4/21/72; Charley Williams
vs. Clemson 5/8/62; Heber (Rock)
Stroud vs. MSU 3/2/40
Season: 26 Steve Thomas 2002
(75 games)
Freshman: 22 Mike Curry 1996
(52 games)
Career: 67 Mac White 1991-94 (236
games)
Righthanded Batter: 43 Eric Stanton
1996-98; Jim Curl 1978-81
Lefthanded Batter: 67 Mac White
1991-94
Switch Hitter: 61 Landon Powell
2001-04

Three Base Hits
Game: 2 Brian Buscher vs. Coastal
Carolina 2/24/02; Adam Everett vs.
Auburn 3/7/97; Rob DeBoer vs.
Coastal Carolina 3/5/91; Dave
Hollins vs. Francis Marion 2/25/87;
Jeff Barns vs. The Citadel 4/17/86;
Garrett Carter vs. Georgia Tech 3/2/86;
Phillip Wilson vs. Clemson 5/8/82; John
Marquardt vs. Tennessee 4/23/78; Jeff
Grantz vs. Clemson 5/8/76; Earl
Dunham vs. Wofford 5/14/47; Bill Harley
vs. Citadel 5/9/31
Freshman: 2 Rob DeBoer vs. Coastal
Carolina 3/5/91; Phillip Wilson vs.
Clemson 4/12/82
Season: 6; Brian Buscher, 2002 (75
games)



D.T. Cromer (1990-92) was one of three brothers to star for the Gamecocks. Older brother Tripp has played for three major league teams - the St. Louis Cardinals, Los Angeles Dodgers and Houston Astros. D.T. played with the Cincinnati Reds from 2000-2001 and in Japan from 2002-03.

Baseball 2005



Mac White holds the school record for most at-bats in a career with 903 from 1991-1994 in 236 games.

Freshman: 5 Phillip Wilson 1982 (52 games)
Career: 12 Mac White 1991-94 (236 games); Bill Harley 1930-32 (55 games)
Righthanded Batter: 12 Bill Harley 1930-32
Lefthanded Batter: 12 Mac White 1991-94
Switch Hitter: 6 Jeff Barns 1985-87

Home Runs

Inning: 2 Kevin Melillo vs. Charleston Southern 2/14/04; Mike Dezenzo vs. Charleston Southern 2/19/93
Game: 3 Landon Powell vs. Georgia 5/23/04; Michael Campbell vs. Wofford 3/23/04; Bryon Jeffcoat vs. Clemson 3/3/01; Mark Gugino vs. NC-Charlotte 3/11/94; Jeff Barns vs. Louisville 4/7/87; Charlie Aldrich vs. The Citadel 4/17/86; Jeff Morris vs. Virginia Tech 3/5/86; Rob Rinehart vs. Clemson 4/27/85; Dave Hollins vs. Cincinnati 3/21/85; Chris Boyle vs. Baptist 4/15/83
Season: 29 Yaron Peters 2002 (72 games)
Freshman: 11 Drew Meyer 2000 (65 games)
Career: 48 Hank Small 1972-75 (190 games)
Righthanded Batter: 48 Hank Small 1972-75
Lefthanded Batter: 45 Jeff Parnell 1990-93

Switch Hitter: 44 Landon Powell 2001-2004
Consecutive Games: 5 Trey Dyson 2000 vs. Davidson, vs. Clemson, vs. Kentucky, 3)

Runs Batted In

Game: 9 Ryan Bordenick vs. Clemson 4/23/97; Eric Stanton vs. West Virginia 3/2/97; Randy Thompson vs. The

Citadel 4/2/92; Wes Westbrook vs. Georgia Southern 4/7/79
Season: 95 Yaron Peters 2002 (72 games)
Freshman: Chris Boyle 1981 (55 games)
Career: 198 Mac White 1991-94 (236 games); Chris Boyle 1981-84 (208 games)
Righthanded Batter: 198 Chris Boyle 1981-84
Lefthanded Batter: 198 Mac White 1991-94
Switch Hitter: 193 Landon Powell 2001-04

Total Bases

Game: 14 Jeff Barns vs. Louisville 4/7/87 (2B, 3 HR); Charlie Aldrich vs. The Citadel 4/17/86 (2 IB, 3 HR)
Season: 215 Yaron Peters 2002 (72 games - 46 1B, 19 2B, 1 3B, 23 HR)
Freshman: 127 Drew Meyer 2000 (61 1B; 8 2B; 2 3B; 11 HR)
Career: 472 Mac White 1991-94 (236 games - 198 1B, 67 2B, 12 3B, 26 HR)
Righthanded Batter: 433 Hank Small 1972-75
Lefthanded Batter: 472 Mac White 1991-94
Switch Hitter: 460 Landon Powell 2001-04

Slugging Percentage

Season: .767 John Marquardt 1978 (TB 135, AB 176)
Freshman: .557 Hank Small 1972 (TB 78, AB 140)

Career Slugging Percentage

Two Years: .698 Jerry Shepherd 1991-92 (TB 264, AB 378)

Three Years: .637 Charlie Aldrich 1985-87 (TB 367; AB 576)
Four Years: .626 Hank Small 1972-75 (TB 433; AB 692)

Sacrifice Hits

Game: 4 Tommy King vs. Arkansas 3/28/04
Season: 14 Davy Gregg (2004)
Freshman: 7 Kevin Melillo 2002 (58 games)
Career: 24 Ryan Szwejbka 1993-97 (204 games)

Sacrifice Flies

Game: 2, many players; most recent Kevin Melillo vs. Alabama 4/23/04; Kevin Melillo vs. Clemson 3/6/04
Season: 14 Yaron Peters vs. Davidson 3/13/02; vs. East Tennessee State 2/15/02
Freshman: 2 Eddie Adams vs. North Carolina 3/19/78
Season: 8 Jim Curl 1981 (61 games); Jim Pankovits 1974 (56 games)
Freshman: 8 Jim Pankovits 1974 (56 games)
Career: 17 Jim Curl 1978-81 (173 games)

Times Hit by Pitch

Game: 3 Rob Streicher vs. Mississippi 3/16/96; Brandon Walters vs. UNC Charlotte 2/13/96; Adrian Adkins vs. Ohio State 3/20/88; Ricky Lee vs. Furman 3/5/81
Season: 21 Brandon Walters 1996 (52 games)
Freshman: 11 Mac White 1991 (60 games)
Career: 24 Brandon Walters 1996-97 (82 games)

Stolen Bases

Game: 5 several players; most recent

Mike Curry vs. Mississippi 4/3/98
Season: 67 Brian Roberts 1999 (58 games, 79 attempts)
Freshman: 20 Mike Curry 1996 (52 games, 25 attempts)
Career: 122 Mike Curry 1996-98 (167, 139 att)
 Mark Van Bever 1975-77 (162 games, 142 attempts)

Times Caught Stealing

Season: 14 Drew Meyer 2002 (53 attempts)
Freshman: 7 Mac White 1991 (60 games, 23 attempts)
Career: 24 Drew Meyer 2000-02 (209 games, 96 attempts)

Opponents Caught Stealing

Game: 4 Dave Willman vs. Florida State 4/22/90
Season: 23 Landon Powell 2003
Career: 55 Landon Powell 2001-04 (251 games); Dave Willman 1989-92 (182 games)

Bases on Balls

Game: 4 several players; most recent Yaron Peters vs. Georgia 5/16/02
Season: 71 Joe McCarthy 1981 (59 games)
Freshman: 43 Drew Meyer 2000 (65 games)
Career: 149 Jeff Parnell 1990-91-92-93 (223 games)
Righthanded Batter: 123 John Sullivan 1981-82-83-84
Lefthanded Batter: 149 Jeff Parnell 1990-91-92-93
Switch Hitter: 114 Dave Hollins 1985-86-87



Drew Meyer set a single-season record for one-base hits with 86 in 2002 and holds the career record with 209 in three seasons of play.

South Carolina

Strikeouts

Game: 4 many players; most recent
Trey McDaniel vs. Clemson 3/11/03;
Kevin Melillo vs. The Citadel
2/19/03
Season: 85 Brendan Winn 2004
(70 games)
Freshman: 60 Eric Stanton (51 games)
Career: 252 Jeff Parnell 1990-93
(223 games)
Righthanded Batter: 195 Craig Dour
1994-97
Lefthanded Batter: 252 Jeff Parnell
1990-93
Switch Hitter: 86 Dave Hollins 1985-87

Consecutive Games Batting Safely

Season: 25 Greg Keatley 1976
Freshman: 19 Hank Small 1972

Pitching

Innings Pitched

Game: 15 Billy Reitmeier vs. North
Carolina 4/8/67 (No Decision)
Season: 149 Jim Lewis 1977
(20 appearances)
Freshman: 95 Kip Bouknight 1998
(21 appearances)
Career: 482.0 Kip Bouknight
1998-01 (81 appearances)
Righthanded: 482.0 Kip Bouknight
1998-01 (81 appearances)
Lefthanded: 361 1/3 Jason Haynie
1993-96 (68 appearances)

Appearances

Season: 37 Chad Blackwell 2004
(37 relief); Blake Taylor 2002
(4 starts, 33 relief)
Freshman: 25 Arik Hempy, 2004

(4 starts, 21 relief)

Career: 87 Rob Mosser 1990-93
(1 start, 86 relief)
Righthanded: 87 Rob Mosser 1990-93
Lefthanded: 70 Will Lewis 1988-91

Starts

Season: 19 Aaron Rawl 2004; Matt
Campbell 2004; Gary Bell 2002; Kip
Bouknight, 2000; Brian Rountree
1988; Mike Cook 1985
Freshman: 14 Mike Cook 1983
Career: 66 Kip Bouknight, 1998-01
Righthanded: 66 Kip Bouknight,
1998-01
Lefthanded: 61 Jason Haynie 1993-96

Relief Appearances


Season: 37 Chad Blackwell 2004
Freshman: 21 Arik Hempy, 2004
Clint Sawyer 1985
Career: 86 Rob Mosser 1990-93
Righthanded: 86 Rob Mosser 1990-93
Lefthanded: 58 Will Lewis 1988-91

Shutouts

Season: 4 Earl Bass 1975 (18 starts); Earl
Bass 1974 (15 starts); Greg Ward 1973
(10 starts); Alan Hilliard 1973 (10
starts)
Freshman: 2 Earl Bass 1972 (9 starts)
Career: 10 Earl Bass 1972-75 (44 starts)
Righthanded: 10 Earl Bass 1972-75
Lefthanded: 5 Tim Lewis 1973-76; Bobby
Bryant 1965-67; Alan Hilliard
1970-73

Decisions

Season: 18 David Marchbanks 2003
(15-3); Kip Bouknight 2000 (17-1);



Kip Bouknight holds nine USC pitching records, including the most wins in a season. Bouknight was the 2000 Golden Spikes winner after hurling a 17-1 record, winning four National Player of the Year Awards.

Mike Cook 1985 (16-2); Earl Bass
1975 (17-1)
Freshman: 14 Kip Bouknight 1998
(11-3)
Career: 57 Kip Bouknight 1998-01
(45-12)
Righthanded: Kip Bouknight 1998-01
(45-12)
Lefthanded: 42 Tim Lewis 1973-76 (36-6)

Wins

Season: 17 Kip Bouknight 2000 (17-1);
Earl Bass 1975 (17-1)
Freshman: 11 Kip Bouknight 1998
(11-3)
Career: 45 Kip Bouknight 1998-01
(45-12)
Righthanded: 45 Kip Bouknight 1998-
01
Lefthanded: 36 Tim Lewis 1973-76

Losses

Season: 7 Brian Rountree 1989 (6-7);
Bill Camp 1951 (2-7)
Freshman: 5 Rich Pratt 1990 (3-5)
Career: 18 Jason Haynie 1993-96
(27-18)
Righthanded: 15 Heyward Tunstill
1952-55
Lefthanded: 18 Jason Haynie 1993-96
(27-18)

Saves

Season: 21 Blake Taylor 2002 (33 relief
appearances)
Freshman: 5 Clint Sawyer 1985
(22 appearances)

Career: 30 Rob Mosser 1990-93
(86 appearances)
Righthanded: 30 Rob Mosser 1990-93
Lefthanded: 10 Jeff Twitty 1978-79

Won-Loss Percentage

Season: 1.000 Randy Martz 1977
(14-0); others with fewer wins
Freshman: 1.000 Dave Menhart 1986;
Peter Bauer 1998, (7-0); others with
fewer wins

Career Won-Loss Percentage

One Year: 1.000 Randy Martz 1977
(14-0)
Two Years: 1.000 Ray Lavigne 1974-75
(13-0)
Three Years: .795 David Marchbanks
2001-03 (31-8)
Four Years: .918 Earl Bass 1972-75
(34-3)

Strikeouts

Game: 17 Alan Hilliard vs. The Citadel
4/25/72; George Beam vs.
N.C. State 3/4/72
Freshman: 15 Brian Williams vs.
Georgia Tech 5/9/88
Season: 168 Mike Cook, 1985 (141 IP);
Earl Bass 1975 (148 IP)
Freshman: 86 Kip Bouknight 95 IP)
Jason Haynie 1993 (77 1/3 IP)
Career: 457 Kip Bouknight, 1998-01
(482 innings)
Righthander: 457 Kip Bouknight,
1998-01 (482 innings)
Lefthander: 332 Tim Lewis 1973-76



Steve Thomas hit a school record 26 two-base hits in the 2002 season for South Carolina.

Baseball 2005



Earl Bass had four shutouts in 1975, posting a 17-1 record.

Bases on Balls

Season: 66 Jared Baker 1991 (122 2/3 IP)
 Freshman: 46 Jason Haynie 1993 (77 1/3 IP)
 Career: 182 Kip Bouknight 1998-01 (482 innings pitched)
 Righthander: 182 Kip Bouknight 1998-01 (482 IP)
 Lethander: 171 Jason Haynie 1993-96 (361 1/3 IP)

Strikeouts Per Nine Innings

Season: 11.91 Brian Williams 1988 (58 SO, 42 1/3 IP)
 Freshman: 11.91 Brian Williams 1988 (58 SO, 42 1/3 IP)
 Career: 11.7 Lee Gronkiewicz 1999-01 (108 IP)

Fewest BB Per Nine Innings

Season: 1.03 Loveard McMichael 1964 (9 BB, 78 1/3 IP)
 Freshman: 1.17 Greg Ward 1972 (6 BB, 78 1/3 IP)
 Career: 1.55 Loveard McMichael 1964-66 (36 BB, 209 IP; NCAA Record)

Earned Run Average

Season (min 2 decisions): 0.49 Les Evans 1964 (18 1/3 IP, 1 ER, 1-1)
 Season (min 40 IP): 0.76 Jeff Twitty 1979 (47 2/3 IP, 3 ER, 5-2 — 2nd in NCAA)
 Freshman: 1.50 Earl Bass 1972 (65 2/3 IP, 11 ER, 5-1)
 Career: 1.34 Earl Bass 1972-75 (328 1/3 IP, 49 ER, 34-3)

Hit Batters

Game: 4 Kip Bouknight vs. Liberty 5/26/00; George Beam vs. Western Carolina 4/10/72
 Freshman: 2 Jamie Poston vs. Clemson 4/23/97; Jared Baker vs. Campbell 2/17/90
 Season: 14 J.J. Pearsall 1995 (104 IP)
 Freshman: 7 David Brooks 1996 (18 1/3 IP)
 Career: 30 George Beam 1970-73 (160 2/3 IP)

Wild Pitches

Season: 18 Gary Bell 2002 (110 IP) (64 2/3 IP)
 Freshman: 14 Wally Maynard 1992 (47 2/3 IP)
 Career: 31 Brent Moore 1994-97 (143.1 IP)

Balks

Game: 3 Tony Spires vs. Clemson 3/31/89; Larry Price vs. Georgia Tech 3/12/83
 Season: 10 Rich Pratt 1992 (85 2/3 IP)
 Freshman: 2 Clint Sawyer 1985 (38 2/3 IP)
 Career: 16 Rich Pratt 1990-93 (345 IP)

Runners Picked Off

Season: 12 Scott Pace 1994 (106 1/3 IP)
 Freshman: 3 Rich Pratt 1990 (56 1/3 IP)
 Career: 23 Rich Pratt 1990-93 (345 IP)

Consecutive Strikeouts

Game: 7 George Beam vs. N.C. State 3/4/72
 Freshman: 5 Matt Threehouse vs. Western Carolina 2/26/89

No Hit Games

Ray Lavigne vs. George Mason 3/26/75 (8-0)
 Tim Lewis vs. Old Dominion 3/25/75 (10-0)
 Billy Reitmeier vs. Georgia 3/27/67 (5-0)
 Frank Sherer vs. Presbyterian 5/3/49 (6-0)
 Grayson Wolfe vs. Presbyterian 5/3/32 (22-1)
 Milton Adams vs. Guilford 4/3/14 (1-0)

No Hit Games by Opponents

Brad Myers, Northwestern 2/24/90 (4-0)
 Herb Busch, Virginia 5/10/57 (5-0)
 Billy Odell, Clemson 5/4/54

Individual Fielding By Position

Pitcher

Season: 1.000; Kip Bouknight, 2001 (16 PO, 25 A); others with fewer chances
 Career: 1.000 Loveard McMichael 1964-65-66 (5 PO, 78 A); others with fewer chances

Catcher

Season: 1.000 Drew Choate 1972 (275 PO, 29 A)
 Career: .9924 Johnny Long 1977-78 (733 PO, 60 A, 6 E); .99239 Landon Powell 2001-04 (1768 PO, 190 A, 15 E); .9919 Mark Nelson 1985-88 (792 PO, 69 A, 7 E); .99154 Dave Willman 1989-92 (1,278 PO, 129 A, 12E); .9915 Greg Keatley 1975-76 (769 PO, 48 A, 7 E)

First Baseman

Season: **1.000 Steve Pearce 2004 (460 PO, 22 A, 0 E, 50 games)**
 Career: .989 Greg Morhardt 1982-83-84 (1,433 PO, 97 A, 17 E); .9887 Jim Curl 1978-81 (1,565 PO, 110 A, 19 E)

Second Baseman

Season: .987 Jeff Grantz 1974 (104 PO, 122 A, 3 E)
 Career: .981 Jeff Grantz 1973-76 (178 PO, 239 A, 8E)

Third Baseman

Season: .948 Bruce Pudlock 1971 (28 PO, 81 A, 6 E)
 Career: .932 Brian Buscher 2002-03 (121 PO, 279 A, 29 E)

Shortstop

Season: .9713 Greg Jonson 1979 (100 PO, 171 A, 8 E); .9705 Jeff Grantz 1976 (48 PO, 84 A, 4 E)
 Career: .969 Jeff Grantz 1973-76 (121 PO, 194 A, 10 E)


Outfielder

Season: 1.000 Marcus McBeth 2000 (148 PO, 5 A); others with fewer chances
 Career (Min. 100 chances): 1.000 Randy Rodgers 1978-79 (117 PO, 5 A)



Mike Curry set a school record with 122 stolen bases in his career.

South Carolina



Ray Lavigne tossed USC's last no hitter in 1975 - an 8-0 win over George Mason on March 26.

Putouts

Catcher

Game: 19 Drew Choate vs. N.C. State 3/4/72

Season: 609 Landon Powell 2004 (70 games)

Career: 1,768 Landon Powell 2001-04 (242 games)

Pitcher

Game: 7 Kip Bouknight vs. Delaware State 2/16/01

Season: 16 Kip Bouknight, 2001 (23 games)

Career: 30 Kip Bouknight, 1998-01 (81 games)

First Baseman

Game: 19 Eric Stanton vs. Vanderbilt 4/21/96; Ray Baksh vs. Florida 5/8/94

Season: 589 Tripp Kelly 2000 (65 games)

Career: 1,565 Jim Curl 1978-81 (173 games)

Second Baseman

Game: 13 Wallie Jones vs. North Carolina 4/8/67

Season: 135 Bryon Jeffcoat, 2001 (67 games)

Career: 312 Stacy Stokes 1991-94 (201 games)

Third Baseman

Game: 4 several players; most recent Randy Stegall vs. Kentucky 5/13/94

Season: 61 Brian Buscher 2003 (67 games)

Career: 150 Jim Pankovits 1974-76 (135 games)

Shortstop

Game: 6 Drew Meyer, vs. Louisiana State, 4/8/01; Randy Thompson vs. Georgia Tech 4/23/91

Season: 116 Drew Meyer 2002 (75 games)

Career: 337 Greg Jonson 1977-80 (198 games)

Outfielder

Game: 9 Jon Coutlangus vs. Florida (3/23/02)

Season: 168 Marcus McBeth, 2001 (69 games)

Career: 494 Mac White 1991-94 (236 games)

Assists

Catcher

Game: 5 Brian Hucks vs. Florida 5/5/96

Season: 65 Landon Powell 2004 (70 games)

Career: 190 Landon Powell 2001-04 (242 games)

Pitcher

Game: 6 Rich Pratt vs. Newberry 2/17/91; Randy Martz vs. Liberty Baptist 3/11/77

Season: 30 Randy Martz 1977 (16 games)

Career: 71 Greg Ward 1972-75 (54 games)

First Baseman

Game: 7 Trey Dyson vs. Delaware State, 2/16/01

Season: 65 Joe Datin 1985 (69 games)

Career: 120 Jeff Parnell 1990-93 (208 games)

Second Baseman

Game: 9 Kevin Melillo vs. LSU 4/5/03

Season: 198 Bryon Jeffcoat 2001 (67 games)

Career: 381 Mark Taylor 1985-89 (172 games)

Third Baseman

Game: 9 John Marquardt vs. Georgia Southern 4/11/78

Season: 141 Brian Buscher 2003 (67 games)

Career: 372 John Sullivan 1981-84 (183 games)

Shortstop

Game: 11 Ryan Szejbka vs. Florida 5/18/94

Season: 218 Adam Everett 1998 (62 games)

Career: 644 Greg Jonson 1977-80 (198 games)

Outfielder

Game: 2 many players, most recent Etienne Hightower vs. Vanderbilt 4/19/97

Season: 10 Paul Hollins 1981 (57 games)

Career: 20 Paul Hollins 1978-81 (178 games)

Errors

Pitcher

Game: 2, many players; most recent Kip Bouknight vs. Liberty 5/26/00

Season: 6 Randy Martz 1977 (16 games); Bobby Bryant 1966 (10 games)

Career: 11 Bobby Bryant 1965-67 (46 games)

Catcher

Game: 4 Chris Boyle vs. Georgia Southwestern 3/23/81

Season: 12 Chris Boyle 1982 (35 games)

Career: 28 Chris Boyle 1981-84

First Baseman

Game: 2 several players; most recent Ray Baksh vs. Kentucky 5/13/94

Season: 14 Jeff Parnell 1991 (62 games)

Career: 38 Jeff Parnell 1990-93 (208 games)

Second Baseman

Game: 3 several players; most recent Jamey Thaw vs. Ohio State 3/28/81

Season: 28 Jamey Thaw 1981 (55 games)

Career: 45 Jamey Thaw 1980-83 (135 games)

Third Baseman

Game: 4 Kenny Welch vs. Georgia Tech 3/27/89; John Marquardt vs. Coastal Carolina 3/2/78

Season: 24 Dave Hollins 1986 (65 games)

Career: 58 Dave Hollins 1985-87 (164 games)

Shortstop

Game: 4 Brandon Walters vs. Coll. of Charleston 2/10/96; Craig Dour vs. Georgia 4/17/94; Jeff Barns vs. Newberry 2/23/86

Season: 29 Joe Biernat 1993 (60 games)

Career: 56 Drew Meyer 2000-02 (209 games)

Outfielder

Game: 3 John Gambrell vs. Georgia Southern 4/6/74

Season: 9 John Gambrell 1974 (56 games)

Career: 17 John Gambrell 1971-74 (164 games)


Most Passed Balls

Season: 20 Marcos Rios 1999 (49 games)

Game: 3 Landon Powell vs. Virginia Commonwealth 2/9/01;

Marcos Rios vs. Duke 5/11/99

Career: 35 Dave Willman 1989-92 (195 games)



Brian Williams, who played seven positions during his Gamecock career (1988-90), pitched in the major leagues with Houston, San Diego, Detroit, Baltimore, Cleveland, Chicago Cubs, and in the Japanese Major Leagues.

Baseball 2005

Annual Batting Champions

Year	H	AB	Avg
2004 Steve Pearce	92	266	.346
2003 Brian Buscher.....	106	270	.393
2002 Yaron Peters.....	106	281	.377
2001 Michael Floyd.....	70	200	.350
2000 Nate Janowicz.....	92	271	.339
1999 Adam Poe.....	79	206	.383
1998 Mike Curry.....	102	260	.400
1997 Ryan Bordenick.....	96	229	.419
1996 Mike Curry.....	66	191	.346
1995 Mark Mapes.....	70	204	.343
1994 Mac White.....	84	229	.367
1993 Joe Biernat.....	94	233	.403
1992 Dave Wilman.....	75	199	.377
1991 Jerry Shepherd.....	74	193	.383
1990 Skeets Thomas.....	82	214	.383
1989 Skeets Thomas.....	76	204	.373
1988 Adrian Adkins.....	87	226	.385
1987 Charlie Aldrich.....	83	213	.390
1986 Joe Datin.....	63	173	.364
1985 Rob Rinehart.....	94	241	.390
1984 Jim St. Laurent.....	56	156	.359
1983 Jim St. Laurent.....	67	178	.376
1982 Larry Hernandez.....	62	180	.344
1981 Rob Lowery.....	82	203	.404
1980 Greg Jonson.....	65	177	.367
1979 Etienne Farquharson.....	57	172	.331
1978 John Marquardt.....	67	176	.381
1977 Mookie Wilson.....	66	185	.357
1976 Greg Keatley.....	73	183	.399
1975 Hank Small.....	78	200	.390
1974 Hank Small.....	68	189	.360
1973 John Gambrell.....	46	141	.326
1972 Hank Small.....	53	140	.379
1971 Butch Anderson.....	37	112	.330
1970 Butch Anderson.....	35	113	.310
1969 Don Stanley.....	37	128	.289
1968 Billy Cash.....	24	75	.320
1967 Dan Scarpa.....	29	79	.367
1966 Mike Fair.....	29	94	.309
1965 Dan Scarpa.....	31	90	.344
1964 Hoke Greiner.....	37	109	.339
1963 Dick Moseley.....	28	80	.350
1962 Jack McCathern.....	32	80	.400

SINGLE-SEASON BESTS

Batting

Games Played	Player	Year
75	Brian Buscher	2002
75	Trey Dyson	2002
75	Drew Meyer	2002
75	Steve Thomas	2002
74	Justin Harris	2002
74	Landon Powell	2002
73	Garris Gonce	2002
72	Yaron Peters	2002
70	Michael Campbell	2004
70	Steve Pearce	2004
70	Landon Powell	2004
70	Bryan Triplett	2004
70	Brendan Winn	2004

At Bats

334	Drew Meyer	2002
302	Justin Harris	2002
296	Steve Thomas	2002
294	Brian Buscher	2002
285	Jeff Barns	1985
284	Trey Dyson	2002
281	Yaron Peters	2002
279	Garris Gonce	2002
279	Marcus McBeth	2001
276	Justin Harris	2003

Runs Scored

102	Mike Curry	1998
87	Drew Meyer	2002
82	Adam Everett	1997
81	Yaron Peters	2002
81	Ryan Bordenick	1997
81	Derick Urquhart	1997
79	Brian Roberts	1999
79	Derick Urquhart	1998
77	Mike Curry	1997
76	Joe Datin	1985

Hits

120	Drew Meyer	2002
106	Brian Buscher	2003
106	Yaron Peters	2002
105	Steve Thomas	2002
104	Mike Curry	1998
100	Adam Everett	1998
100	Jeff Barns	1985
98	Justin Harris	2003
96	Ryan Bordenick	1997
95	Brian Buscher	2002

One Base Hits

86	Drew Meyer	2002
79	Justin Harris	2003
72	Jeff Barns	1985
71	Joe Biernat	1993
70	Brian Buscher	2003
68	Mike Curry	1998
66	Garry Hancock	1975
65	Steve Thomas	2002
65	Adrian Adkins	1988
63	Ryan Bordenick	1997

Two Base Hits

26	Steve Thomas	2002
24	Dave Smyth	1986
23	Landon Powell	2003
23	Drew Meyer	2002
22	Bryan Triplett	2004
22	Yaron Peters	2002
22	Brandon Pack	2000
22	Mike Curry	1996
21	Marcus McBeth	2001
21	Brian Roberts	1999
21	Adam Everett	1998
21	Derick Urquhart	1997
21	Rob Rinehart	1985


Three Base Hits

6	Brian Buscher	2002
5	Drew Meyer	2002
5	Nate Janowicz	2000
5	Brennan Dees	2000
5	Mike Curry	1998
5	Mike Curry	1997
5	Adam Everett	1997
5	Garrett Carter	1986
5	Phillip Wilson	1982
5	John Marquardt	1978
5	Jim Pankovits	1975
5	John Sykes	1950
5	Bill Harley	1931

Home Runs

29	Yaron Peters	2002
23	Joe Datin	1985
22	Tripp Kelly	2000
21	Steve Pearce	2004
21	Tim Whittaker	2001
20	Derick Urquhart	1998
19	Landon Powell	2004
19	Brendan Winn	2004
19	Ryan Bordenick	1998
19	Jeff Morris	1986
19	Dave Hollins	1986
19	Hank Small	1975


Since 1962 Six Gamecocks Have Hit .400 or Better On The Season



Jack McCathern
1962 - .400



Rob Lowery
1981 - .404




Paul Hollins
1981 - .400



Joe Biernat
1993 - .403



Ryan Bordenick
1997 - .419



Mike Curry
1998 - .400

8 College World Series, 1975, 1977, 1981, 1982, 1985, 2002, 2003, 2004

South Carolina



Rob DeBoer was one of Carolina's finest two-sport athletes. He was a standout fullback in football and caught for the baseball team.

Runs Batted In		
95	Yaron Peters	2002
88	Joe Datin	1985
87	Ryan Bordenick	1997
77	Derick Urquhart	1998
76	Ryan Bordenick	1998
75	Jeff Morris	1986
75	Jim Curl	1981
74	Tim Whittaker	2001
74	Brandon Pack	2000
73	Tripp Kelly	2000

Total Bases		
245	Yaron Peters	2002
179	Joe Datin	1985
177	Mike Curry	1998
174	Brian Buscher	2003
173	Steve Pearce	2004
172	Steve Thomas	2002
171	Drew Meyer	2002
168	Adam Everett	1998
168	Derick Urquhart	1998
165	Landon Powell	2004
165	Jeff Morris	1986

Strikeouts		
85	Brendan Winn	2004
80	Jeff Parnell	1993
76	Craig Dour	1995
73	Eric Stanton	1998
67	Tripp Kelly	2000
66	Rob DeBoer	1994
65	Garrett Carter	1988
64	Jeff Parnell	1991
63	Brandon Pack	2000
63	Eric Stanton	1997
63	Mark Gugino	1993
63	Jeff Parnell	1992

Bases on Balls		
71	Joe McCarthy	1981
65	Jeff Parnell	1992
65	Joe Datin	1985
55	Mark Gugino	1993
55	Larry Hernandez	1982
54	Ryan Bordenick	1998
53	Stacy Stokes	1994
50	Brian Roberts	1999
49	Derick Urquhart	1997
49	John Sullivan	1984

Batting Average (Min 100 AB)		
.419	Ry. Bordenick	1997 (96-229)
.404	Rob Lowery	1981 (82-203)
.403	Joe Biernat	1993 (94-233)
.400	Mike Curry	1998 (102-260)
.400	Paul Hollins	1981 (88-220)
.399	Greg Keatley	1976 (73-183)
.393	Brian Buscher	2003 (106-270)
.390	Rob Rinehart	1985 (94-241)
.390	Hank Small	1975 (78-200)
.385	Adrian Adkins	1988 (87-226)
.385	Charlie Aldrich	1987 (82-213)

Stolen Bases		
67	Brian Roberts	1999
60	Mike Curry	1998
56	Mark Van Bever	1976
51	Joe McCarthy	1981
46	Mark Van Bever	1977
42	Mike Curry	1997
41	Mark Gugino	1993
39	Drew Meyer	2002
36	Joe McCarthy	1980
36	Etienne Farquharson	1979

Slugging Percentage		
.767	John Marquardt	1978 (135-176)
.765	Yaron Peters	2002 (215-281)
.750	Hank Small	1975 (150-200)

.715	Jerry Shepherd	1991 (138-193)
.714	Paul Hollins	1981 (157-220)
.699	Joe Datin	1985 (179-256)
.695	Rob Lowery	1981 (141-203)
.688	Charlie Aldrich	1985 (110-160)
.686	Ry. Bordenick	1997 (157-229)
.683	Jeff Parnell	1992 (138-202)

Pitching

Game Appearances		
37	Chad Blackwell	2004
37	Blake Taylor	2002
36	Lee Gronkiewicz	2001
36	Craig Ross	1994
32	Scott Barber	2000
31	Clint Sawyer	1986
29	Patrick Sexton	1998
29	Rob Mosser	1993
28	Jason Pomar	1998
28	Jamie Poston	1998
28	Rob Mosser	1992
28	Jeff Twitty	1979

Games Started		
19	Matt Campbell	2004
19	Aaron Rawl	2004
19	David Marchbanks	2003
19	Gary Bell	2002
19	Kip Bouknight	2000
19	Brian Rountree	1988
19	Mike Cook	1985
18	David Marchbanks	2002
18	Gary Bell	2001
18	Kip Bouknight	2001
18	Peter Bauer	2000
18	Scott Pace	1994
18	Jared Baker	1992
18	Earl Bass	1975

Complete Games		
13	Jim Lewis	1977
10	Dennis Lubert	1981
10	Randy Martz	1977
9	Tim Lewis	1976
9	Earl Bass	1975
9	Larry Erbaugh	1972
8	Mike Cook	1985
8	Earl Bass	1974
8	Greg Ward	1974

Innings Pitched		
149.0	Jim Lewis	1977
148.0	Earl Bass	1975
144.0	Kip Bouknight	2000
141.0	Mike Cook	1985
135.1	David Marchbanks	2003
131.2	Randy Martz	1977
124.1	Peter Bauer	2000
124.0	Matt Campbell	2004
124.0	Kip Bouknight	2001
123.2	Brian Rountree	1988
122.2	Jared Baker	1991

Undefeated Records (Min. 5 wins)		
14-0	Randy Martz	1977
11-0	Tim Lewis	1975
8-0	Ray Lavigne	1975
7-0	Zac McCamie	2004
7-0	Chris Spigner	2002

7-0	Peter Bauer	1998
7-0	Dave Menhart	1986
7-0	Mike Werner	1983
7-0	Grady Faircloth	1950
6-0	Matt Threehouse	1989
6-0	Rex Peroso	1984
6-0	Ronnie Evans	1967
5-0	Conor Lalor	2003
5-0	Mark Calvert	1980
5-0	Allen Johnson	1974
5-0	Ray Lavigne	1974

Games Won (Min. 10)		
17	Kip Bouknight	2000 17-1
17	Earl Bass	1975 17-1
16	Mike Cook	1985 16-2
15	David Marchbanks	2003 15-3
14	Randy Martz	1977 14-0
14	Greg Ward	1975 14-3
13	Aaron Rawl	2004 13-4
13	Peter Bauer	2000 13-2
12	Dennis Lubert	1981 12-2
12	Earl Bass	1974 12-1
11	Kip Bouknight	1998 11-3
11	Rich Pratt	1993 11-3
11	Matt Threehouse	1992 11-4
11	Jared Baker	1991 11-4
11	Joe Kucharski	1982 11-3
11	Tim Lewis	1975 11-0
11	Tim Lewis	1974 11-2
10	Gary Bell	2002 10-3
10	Kip Bouknight	2001 10-4
10	Gary Bell	2001 10-5
10	Joe Cardwell	1988 10-3
10	Rodney Richey	1987 10-2
10	Gary Parmenter	1983 10-1
10	Don Gordon	1982 10-3
10	Bret Baynam	1981 10-1
10	Bill Landrum	1980 10-2
10	Tim Lewis	1976 10-3
10	Greg Ward	1974 10-4

Games Lost		
7	Bill Camp	1951 2-7
6	Matt Campbell	2004 10-6
6	Brett Jodie	1998 6-6
6	Jason Haynie	1996 7-6
6	Jim Stoops	1995 4-6
6	Jason Haynie	1994 8-6
6	Jared Baker	1992 5-6
6	Rich Pratt	1991 4-6
6	Charlie Young	1989 3-6
6	Larry Price	1985 3-6
6	Jim Lewis	1977 11-6

Shutouts		
4	Earl Bass	1975
4	Earl Bass	1974
4	Allen Hilliard	1973
4	Greg Ward	1973
3	Don Gordon	1981
3	Jim Lewis	1977
3	Jim Lewis	1976
3	Bobby Bryant	1965
3	Loveard McMichael	1963
2	Fifteen pitchers	

Strikeouts (100 or more)		
168	Mike Cook	1985
168	Earl Bass	1975

Baseball 2005

151	Jared Baker	1991
145	Jim Lewis	1977
145	Matt Campbell	2004
143	Kip Bouknight	2000
129	Earl Bass	1974
125	Brian Williams	1990
125	Brian Rountree	1988
124	Kip Bouknight	1999
116	J.J. Pearsall	1995
116	Greg Ward	1974
114	Jared Baker	1992
113	Brett Jodie	1998
113	Tim Lewis	1976
106	Randy Martz	1977
105	Billy Buckner	2004
104	Kip Bouknight	2001
102	Matt Threehouse	1992
102	Greg Ward	1975
101	Rich Pratt	1993
100	Scott Barber	2000
100	Bobby Bryant	1967

Bases on Balls

66	Jared Baker	1991
64	Jared Baker	1992
60	Mike Cook	1985
57	Chris Spigner	2001
56	Jason Haynie	1994
55	J.J. Pearsall	1995
55	Brian Williams	1990
53	Kip Bouknight	2001
50	Scott Pace	1994
49	Kip Bouknight	1999
49	Joe Cardwell	1988
49	Tim Lewis	1976

Decisions

18	David Marchbanks	2003	15-3
18	Kip Bouknight	2000	17-1
18	Mike Cook	1985	16-2
18	Earl Bass	1975	17-1
17	Aaron Rawl	2004	13-4
17	Jim Lewis	1977	11-6
17	Greg Ward	1975	14-3
16	Matt Campbell	2004	10-6
15	Gary Bell	2001	10-5
15	Peter Bauer	2000	13-2
15	Matt Threehouse	1992	11-4
15	Jared Baker	1991	11-4

Saves

21	Blake Taylor	2002
20	Chad Blackwell	2004
19	Lee Gronkiewicz	2001
15	Scott Barber	2000
12	Brian Beatson	1990
12	Brian Beatson	1988
11	Rob Mosser	1993
11	Rob Mosser	1992
10	Jeff Twitty	1979
9	Jason Pomar	1998
9	Craig Ross	1994

Earned Run Average (Min. 45 IP)

0.76	Jeff Twitty	1979	(3, 47.2)
1.10	Earl Bass	1974	(13, 106)
1.15	Ray Lavigne	1974	(6, 47)
1.30	Greg Ward	1974	(15, 103.2)
1.35	Allen Johnson	1974	(11, 73.1)
1.35	Earl Bass	1975	(23, 148)
1.46	Larry Erbaugh	1972	(15, 92.1)
1.50	Earl Bass	1972	(11, 65.2)
1.53	George Beam	1970	(8, 46.2)
1.57	John Jones	1963	(8, 46)

CAREER LEADERS

Batting

Games Played

251	Landon Powell	2001-02-03-04
236	Mac White	1991-92-93-94
223	Jeff Parnell	1990-91-92-93
221	Trey Dyson	1999-00-01-02
217	Derick Urquhart	1995-96-97-98
209	Drew Meyer	2000-01-02
209	Garrett Carter	1985-86-87-88
208	Chris Boyle	1981-82-83-84
204	Ryan Swzwejka	1993-94-95-96-97
202	Dave Willman	1998-90-91-92
201	Stacy Stokes	1991-92-93-94
201	Burke Cromer	1989-90-91-92

At Bats

903	Mac White	1991-92-93-94
866	Landon Powell	2001-02-03-04
864	Drew Meyer	2000-01-02
799	Derick Urquhart	1995-96-97-98
766	Chris Boyle	1981-82-83-84
750	Jeff Parnell	1990-91-92-93
734	Greg Jonson	1977-78-79-80
718	Jeff Barns	1985-86-87
696	Dave Willman	1989-90-91-92
692	Burke Cromer	1989-90-91-92
692	Garrett Carter	1985-86-87-88

Runs Scored

223	Derick Urquhart	1995-96-97-98
215	Mike Curry	1996-97-98
212	Drew Meyer	2000-01-02
209	Mac White	1991-92-93-94
182	Jeff Parnell	1990-91-92-93
176	Landon Powell	2001-02-03-04
174	Garrett Carter	1985-86-87-88
166	Ryan Bordenick	1995-96-97-98
166	Jim Curl	1978-79-80-81
157	Jeff Barns	1985-86-87

Hits (200 or more)

303	Mac White	1991-92-93-94
285	Drew Meyer	2000-01-02
265	Landon Powell	2001-02-03-04
265	Derick Urquhart	1995-96-97-98
250	Mike Curry	1996-97-98
245	Hank Small	1972-73-74-75
231	Dave Willman	1989-90-91-92
230	Skeets Thomas	1988-89-90
227	Jeff Barns	1985-86-87
225	Jeff Parnell	1990-91-92-93
224	Chris Boyle	1981-82-83-84
211	Ryan Bordenick	1995-96-97-98
210	Garrett Carter	1985-86-87-88
209	Burke Cromer	1989-90-91-92
207	Jim Curl	1978-79-80-81
206	Greg Johnson	1977-78-79-80
203	Greg Morhardt	1982-83-84
201	Brian Buscher	2002-03

One Base Hits

209	Drew Meyer	2000-01-02
198	Mac White	1991-92-93-94
172	Greg Jonson	1977-78-79-80
176	Derick Urquhart	1995-96-97-98
165	Dave Willman	1989-90-91-92

162	Mike Curry	1996-97-98
159	Landon Powell	2001-02-03-04
156	Skeets Thomas	1988-89-90
156	Hank Small	1972-73-74-75
151	Mike Dezenzo	192-93-94-95

Two Base Hits

67	Mac White	1991-92-93-94
61	Landon Powell	2001-02-03-04
53	Greg Morhardt	1982-83-84
51	Mike Curry	1996-97-98
51	Derick Urquhart	1995-96-97-98
48	Jeff Barns	1985-86-87
47	Jeff Parnell	1990-91-92-93
45	Paul Hollins	1978-79-80-81
43	Drew Meyer	2000-01-02
43	Eric Stanton	1996-97-98
43	Jim Curl	1978-79-80-81

Three Base Hits

12	Mac White	1991-92-93-94
12	Bill Harley	1930-31-32
11	Mike Curry	1996-97-98
9	Drew Meyer	2000-01-02
9	Adam Everett	1997-98
9	Chuck McLean	1975-76-77-78
8	Brian Buscher	2002-03
8	Nate Janowicz	1999-00
8	Paul Hollins	1978-79-80-81
7	Adam Poe	1997-98-99
7	Derick Urquhart	1995-96-97-98
7	Brian Williams	1988-89-90
7	Garrett Carter	1985-86-87-88

Home Runs (30 or more)


48	Hank Small	1972-73-74-75
47	Garrett Carter	1985-86-87-88
45	Jeff Parnell	1990-91-92-93
44	Landon Powell	2001-02-03-04
43	Chris Boyle	1981-82-83-84
41	Tripp Kelly	1998-99-00-01
41	Charlie Aldrich	1985-86-87
38	Eric Stanton	1996-97-98
36	Derick Urquhart	1995-96-97-98
34	Ryan Bordenick	1995-96-97-98
33	Jim Curl	1978-79-80-81
33	Trey Dyson	1999-00-01-02
32	Joe Datin	1985-86
31	Yaron Peters	2001-02
31	Jerry Shepherd	1991-92
31	Dave Hollins	1985-86-87
30	Jeff Barns	1985-86-87

Runs Batted In

198	Mac White	1991-92-93-94
198	Chris Boyle	1981-82-83-84
193	Landon Powell	2001-02-03-04
184	Hank Small	1972-73-74-75
182	Jeff Parnell	1990-91-92-93
180	Derick Urquhart	1995-96-97-98
180	Ryan Bordenick	1995-96-97-98
168	Garrett Carter	1985-86-87-88
168	Charlie Aldrich	1985-86-87
162	Skeets Thomas	1988-89-90

Total Bases

472	Mac White	1991-92-93-94
468	Landon Powell	2001-02-03-04
438	Derick Urquhart	1995-96-97-98
433	Hank Small	1972-73-74-75



Mac White (left), a two-time All-American, tied one of the oldest USC school records when he collected his 12th career triple in 1994. Dr. Bill Harley (right) set the record in 1930-32. White, who owns a number of school records, had 303 hits and 198 RBI in his career. White also had 67 career doubles and finished his career with a .336 batting average.

South Carolina

415	Jeff Parnell	1990-91-92-93
401	Mike Curry	1996-97-98
398	Garrett Carter	1985-86-87-88
387	Chris Boyle	1981-82-83-84
377	Jeff Barns	1985-86-87
367	Charlie Aldrich	1985-86-87

Strikeouts

252	Jeff Parnell	1990-91-92-93
196	Eric Stanton	1996-97-98-
195	Craig Dour	1994-95-96-97
185	Garrett Carter	1985-86-87-88
171	Landon Powell	2001-02-03-04
161	Tripp Kelly	1998-99-00-01
158	Rob DeBoer	1991-92-93-94
148	Drew Meyer	2000-01-02
137	Mark Gugino	1992-93-94
124	Drew Choate	1971-72-73-74

Bases on Balls

149	Jeff Parnell	1990-91-92-93
137	Landon Powell	2001-02-03-04
130	Stacy Stokes	1991-92-93-94
126	Derick Urquhart	1995-96-97-98
125	Mac White	1991-92-93-94
123	John Sullivan	1981-82-83-84
122	Mark Gugino	1992-93-94
120	Paul Hollins	1978-79-80-81
118	Ryan Bordenick	1995-96-97-98
115	Mike Curry	1996-97-98-

Stolen Bases

122	Mike Curry	1996-97-98-
122	Mark Van Bever	1975-76-77
89	John Gambrell	1971-72-73-74
87	Joe McCarthy	1980-81
83	Jeff Grantz	1973-74-75-76
78	Mark Gugino	1992-93-94
77	Robby Vollmer	1979-80-81-82
72	Drew Meyer	2000-01-02
69	Mac White	1991-92-93-94

67	Brian Roberts	1999
----	---------------	------

Batting Average (Min. 100 hits)

.373	Joe Biernat	1992-93	(138-370)
.368	Jim St. Laurent	1983-84	(123-334)
.365	Jerry Shepherd	1991-92	(138-378)
.365	Skeets Thomas	1988-89-90	(230-631)
.365	Rod Carraway	1980-81	(159-436)
.357	Ry. Bordenick	1995-96-97-98	(211-591)
.357	Yaron Peters	2001-02	(110-308)
.357	Rob Rinehart	1980-81	(158-442)
.356	Brian Buscher	2002-2003	(201-564)
.354	Hank Small	1972-73-74-75	(246-692)
.349	Dave Smyth	1986-87	(169-484)

Slugging Percentage

.734	Yaron Peters	2001-02	(226-308)
.698	Jerry Shepherd	1991-92	(264-378)
.669	John Marquardt	1978-79	(222-332)
.664	Joe Datin	1985-86	(285-429)
.637	Charlie Aldrich	1985-86-87	(367-576)
.626	Hank Small	1972-73-74-75	(433-692)



Jerry Shepherd holds the school record for career slugging percentage from 1991-92 at .698.

.622	Jeff Morris	1985-86	(240-386)
.609	Ry. Bordenick	1995-96-97-98	(360-591)
.608	Brian Buscher	2002-03	(343-564)
.590	Mike Curry	1996-97-98-	(401-672)

14	Don Gordon	1980-81-82
14	Bobby Bryant	1965-66-67
13	Kip Bouknight	1998-99-00-01
13	Larry Erbaugh	1970-71-72
12	Alan Hilliard	1970-71-72-73

Innings Pitched

482.0	Kip Bouknight	1998-99-00-01
361.1	Jason Haynie	1993-94-95-96
350.2	Matt Threehouse	1989-90-91-92-93
345.0	Rich Pratt	1990-91-92-93
340.1	Dennis Lubert	1979-80-81-82
340.1	Greg Ward	1972-73-74-75
333.0	Tim Lewis	1973-74-75-76
328.2	Earl Bass	1972-73-74-75
313.2	Mike Cook	1983-84-85
291.2	David Marchbanks	2001-02-03

Pitching

Game Appearances

88	Rob Mosser	1990-91-92-93
87	Jason Pomar	1996-97-98-99
86	Jamie Poston	1997-98-99-00
81	Kip Bouknight	1998-99-00-01
79	Brian Beatson	1987-88-89-90
74	Rich Pratt	1990-91-92-93
74	Wally Maynard	1992-93-94-95
74	Craig Ross	1993-94-95
70	Scott Barber	1998-99-00
70	Will Lewis	1988-89-90-91

Games Started

66	Kip Bouknight	1998-99-00-01
61	Jason Haynie	1993-94-95-96
58	Rich Pratt	1990-91-92-93
55	Matt Threehouse	1989-90-91-92-93
50	Dennis Lubert	1979-80-81-82
49	Tim Lewis	1973-74-75-76
47	David Marchbanks	2001-02-03
47	Mike Cook	1983-84-85
45	Greg Ward	1972-73-74-75
44	Earl Bass	1972-73-74-75

Complete Games


25	Greg Ward	1972-73-74-75
22	Tim Lewis	1973-74-75-76
22	Earl Bass	1972-73-74-75
19	Jim Lewis	1976-77
18	Dennis Lubert	1979-80-81-82

Strikeouts

457	Kip Bouknight	1998-01
392	Earl Bass	1972-75
345	Matt Threehouse	1989-93
332	Tim Lewis	1973-76
312	Jason Haynie	1993-96
323	Greg Ward	1972-75
313	Mike Cook	1983-85
306	Jared Baker	1990-92
301	Rich Pratt	1990-93
277	Brian Williams	1988-90

Bases on Balls

182	Kip Bouknight	1998-01
174	Matt Threehouse	1989-93
171	Jason Haynie	1993-96
154	Tim Lewis	1973-76
153	Jared Baker	1990-92
142	Chris Spigner	1999-02
140	Mike Cook	1983-85
139	Bobby Bryant	1965-67
124	Rich Pratt	1990-93
123	Brent Moore	1994-97



Hank Small hit a school record 48 home runs during his career from 1972-75.

Baseball 2005

Games Won (20 or more)

45	Kip Bouknight (45-12)	1998-01
36	Tim Lewis (36-6)	1973-76
34	Earl Bass (34-3)	1972-75
34	Greg Ward (34-13)	1972-75
31	David Marchbanks (31-8)	2001-03
31	Matt Threehouse (31-14)	1989-93
31	Dennis Lubert (31-9)	1979-82
30	Mike Cook (30-8)	1983-85
27	Jason Haynie (27-18)	1993-96
26	Aaron Rawl (26-9)	2002-04
26	Rich Pratt (26-16)	1990-93
25	Peter Bauer (25-5)	1998-00
24	Bret Baynham (24-4)	1978-81
21	Joe Kucharski (21-7)	1980-82
20	Matt Campbell (20-12)	2002-04
20	Gary Bell (20-8)	2001-02
20	Mark Calvert (20-7)	1980-83

Games Lost

18	Jason Haynie (27-18)	1993-96
16	Rich Pratt (26-16)	1990-93
15	Jason Pomar (17-15)	1996-99
	Heyward Tunstall (9-15)	1952-55
14	Matt Threehouse (31-14)	1989-93
14	Jim Stoops (13-14)	1992-95
13	Brett Jodie (15-13)	1996-98
13	Greg Ward (34-13)	1972-75
13	John Coleman (10-13)	1963-65
12	Matt Campbell (20-12)	2002-04
12	Kip Bouknight (45-12)	1998-01
12	Brian Rountree (13-12)	1988-89
12	Casey Reed (15-12)	1983-86
12	Bill Camp (7-12)	1950-51

Games Saved

30	Rob Mosser	1990-93
28	Brian Beatson	1987-90
22	Blake Taylor	2001-02
22	Lee Gronkiewicz	1999-01
20	Chad Blackwell	2004
19	Jason Pomar	1996-99
18	Scott Barber	1998-00
15	Bobby Kish	1979-81
15	Craig Ross	1993-95
10	Lee Whatley	1986-87
10	Jeff Twitty	1978-79
10	Allen Johnson	1973-74

Shutouts

10	Earl Bass	1972-75
7	Greg Ward	1972-75
6	Jim Lewis	1976-77
5	Kip Bouknight	1998-01
5	Don Gordon	1980-82
5	Tim Lewis	1973-76
5	Alan Hilliard	1970-73
5	Bobby Bryant	1965-67
4	Dennis Lubert	1979-82
4	Ray Lavigne	1974-75


Decisions

57	Kip Bouknight (45-12)	1998-01
47	Greg Ward (34-13)	1972-75
45	Jason Haynie (27-18)	1993-96
45	Matt Threehouse (31-14)	1989-93
42	Rich Pratt (26-16)	1990-93
42	Tim Lewis (36-6)	1973-76
40	Dennis Lubert (31-9)	1979-82
39	David Marchbanks (31-8)	2001-03
38	Mike Cook (30-8)	1983-85
37	Earl Bass (34-3)	1972-75
35	Aaron Rawl (26-9)	2002-04
34	Matt Campbell (20-12)	2002-04
32	Jason Pomar (17-15)	1996-99
30	Jim Lewis (19-11)	1976-77

ANNUAL LEADERS

Runs Scored

Year		No.
2004	Landon Powell	66
2003	Kevin Melillo	59
2002	Drew Meyer	87
2001	Marcus McBeth	58
2000	Drew Meyer	71
1999	Brian Roberts	79
1998	Mike Curry	102



Scott Barber is fourth in the USC record book in saves in a single season with 15.

1997	Adam Everett	82
1996	Etienne Hightower	48
1995	Mike Dezenzo	43
1994	Mark Gugino	66
1993	Mark Gugino	56
1992	Jeff Parnell	68
1991	Jeff Parnell	58
1990	Mike McGee	48
1989	Mike McGee	49
1988	Garrett Carter	65
1987	Dave Smyth	53
	Garrett Carter	53
1986	Jeff Morris	64
	Dave Smyth	64
1985	Joe Datin	76
1984	Greg Morhardt	59
1983	Jim St. Laurent	49
1982	Phillip Wilson	60
1981	Jim Curl	71
1980	Jim Curl	50
1979	Etienne Farquharson	37
1978	John Marquardt	44
1977	Mark Van Bever	60
1976	Jeff Grantz	56
1975	Hank Small	50
1974	Hank Small	51
	Jeff Grantz	51
	Hank Small	34
1972	John Gambrell	27
1971	Butch Anderson	25
1970	Butch Anderson	22
1969	Wallie Jones	17
1968	Wallie Jones	15
1967	Toy McCord	20
1966	Bob Mauro	16
1965	Joe Tonelli	21
1964	Hoke Greiner	23
1963	Jack McCathern	12
1962	Hoke Greiner	21

Two Base Hits

Year		No.
2004	Bryan Triplett	22
2003	Landon Powell	23
2002	Steve Thomas	26
2001	Marcus McBeth	21
2000	Brandon Pack	22
1999	Brian Roberts	21
1998	Adam Everett	21
1997	Derick Urquhart	21
1996	Mike Curry	22
1995	Randy Stegall	19
1994	Mark Gugino	15
	Mac White	15
1993	Joe Biernat	16
	Mac White	16
1992	Dave Willman	19
1991	Mac White	19
1990	Skeets Thomas	14
1989	Skeets Thomas	16
1988	Brian Williams	19
1987	Dave Smyth	18
1986	Dave Smyth	24
1985	Rob Rinehart	21
1984	Kent Anderson	20
1983	Greg Morhardt	16
1982	Greg Morhardt	20
1981	Rob Lowery	20
1980	Rod Carraway	17
1979	Paul Hollins	11
1978	Chuck McLean	15
1977	Mark Van Bever	14
1976	Steve King	14
1975	Jim Pankovits	18
1974	John Gambrell	15
1973	Steve King	8
1972	John Gambrell	12
1971	Pete Carpenter	8

South Carolina



Jeff Parnell led the Gamecocks in home runs three times during his career. He hit 15 in 1991, 18 in 1992 and 10 in 1993.

1970	Buddy Caldwell	5	1987	Dave Smyth	3
1969	Buddy Caldwell	9	1986	Garrett Carter	5
1968	Wallie Jones	6	1985	Rob Rinehart	2
	Buddy Caldwell	6		Jeff Barns	2
1967	Frank Partyka	10		Charlie Aldrich	2
1966	Dan Scarpa	6	1984	Rob Rinehart	4
1965	Joe Tonelli	7	1983	Larry Hernandez	2
1964	Dan Reeves	5	1982	Phillip Wilson	5
1963	Dick Moseley	3	1981	Paul Hollins	4
	Jack McCathern	3	1980	Etienne Farquharson	4
1962	Charley Williams	5	1979	Wes Westbrook	3

Three Base Hits

2004	Brendan Winn	3	1976	Steve Cook	4
2003	Michael Campbell	3	1975	Jim Pankovits	5
2002	Brian Buscher	6	1974	Eddie Ford	3
2001	Garris Gonc	2	1973	Frank Matusek	2
	Drew Meyer	2	1972	Eddie Ford	2
2000	Nate Janowicz	5	1971	Bruce Pudlock	2
	Brennan Dees	5	1970	Gary Lance	2
1999	Adam Poe	3	1969	Don Stanley	2
	Nate Janowicz	3		Buddy Caldwell	2
1998	Mike Curry	5		Billy Cash	2
1997	Mike Curry	5		Gary Lance	2
	Adam Everett	5	1968	Wallie Jones	1
1996	Mike Curry	1		Toy McCord	1
	Derick Urquhart	1	1967	Frank Partyka	4
	Etienne Hightower	1	1966	Bill LaMotte	2
	Brandon Walters	1	1965	Bill LaMotte	3
1995	Ryan Szejbka	2	1964	Jack McCathern	3
1994	Rob DeBoer	4	1963	Dick Moseley	1
	Mac White	4		Hoke Greiner	1
1993	Mac White	4		Jack McCathern	1
1992	D.T. Cromer	4		Tom Traynham	1
1991	Mac White	3		Jerry Johnson	1
1990	Brian Williams	3		Charley Williams	1
1989	Brian Williams	2	1962	Charley Williams	2
	Skeets Thomas	2		Jim Lanford	2
1988	Skeets Thomas	2			
	Garrett Carter	2			
	Brian Williams	2			

Home Runs

Year	No.	Year	No.		
2004	Steve Pearce	21	1969	Butch Anderson	4
2003	Brian Buscher	15		Buddy Caldwell	4
2002	Yaron Peters	29	1968	Billy Cash	2
2001	Tim Whittaker	21		Buddy Caldwell	2
2000	Tripp Kelly	22	1967	Billy Cash	2
1999	Brian Roberts	12		Bob Mauro	2
1998	Derick Urquhart	20		Toy McCord	2
1997	Rob Streicher	16	1966	Frank Partyka	2
1996	Brian Hucks	12		Bob Mauro	2
1995	Craig Dour	9		Scott Townsend	2
	Mark Mapes	9	1965	Ronnie Lamb	2
1994	Mac White	8		Bill LaMotte	2
1993	Jeff Parnell	10	1964	Jack McCathern	2
1992	Jeff Parnell	18		Dick Moseley	2
1991	Jeff Parnell	15	1963	Jim Lanford	1
1990	Skeets Thomas	11		Charley Williams	1
1989	Derrick Mack	10		Dave Corley	1
1988	Garrett Carter	18	1962	Jim Lanford	1
1987	Garrett Carter	15		Bobby Robinson	1
1986	Jeff Morris	19		Charley Williams	1
	Dave Hollins	10		Eddie Grasso	1
1985	Joe Datin	23			
1984	Greg Morhardt	17			
1983	Chris Boyle	16			
1982	Chris Boyle	12			
1981	Jim Curl	17			
1980	Jim Curl	12			
1979	John Marquardt	10			
1978	John Marquardt	16			
1977	Johnny Hinkel	15			
1976	Greg Keatley	12			
	Steve King	12			
	Jim Pankovits	12			
1975	Hank Small	19			
1974	Hank Small	17			
1973	Hank Small	8			
1972	Bruce Pudlock	6			
1971	Buddy Caldwell	11			
1970	Buddy Caldwell	5			

Runs Batted In

Year	No.	Year	No.		
2004	Steve Pearce	70			
2003	Brian Buscher	66			
2002	Yaron Peters	95			
2001	Tim Whittaker	74			
2000	Brandon Pack	74			
1999	Tim Angiolini	62			
1998	Derick Urquhart	77			
1997	Ryan Bordenick	87			
1996	Mark Mapes	53			
1995	Mark Mapes	49			
1994	Mac White	63			
1993	Mac White	59			
1992	Jeff Parnell	58			
1991	Jeff Parnell	63			
1990	Skeets Thomas	59			
1989	Skeets Thomas	51			



Yaron Peters was the 2002 SEC Player of the Year with 29 HR and 95 RBI and was a consensus All-American.

Baseball 2005

1988	Garrett Carter	60
1987	Charlie Aldrich	65
1986	Jeff Morris	75
1985	Joe Datin	88
1984	Greg Morhardt	57
1983	Chris Boyle	54
1982	Chris Boyle	59
1981	Jim Curl	75
1980	Jim Curl	47
1979	John Marquardt	38
1978	John Marquardt	61
1977	Don Repsher	57
1976	Steve King	53
1975	Hank Small	66
1974	Hank Small	65
1973	Hank Small	32
1972	Bruce Pudlock	27
1971	Buddy Caldwell	23
1970	Butch Anderson	18
1969	Butch Anderson	14
	Ronnie Fulmer	14
1968	Billy Cash	14
1967	Frank Partyka	17
1966	Dan Scarpa	13
1965	Dan Scarpa	16
1964	Jack McCathern	20
1963	Dick Moseley	11
1962	Charley Williams	19

1969	Wallie Jones	7
	Gary Lance	7
1968	Toy McCord	6
1967	Wallie Jones	8
1966	Mike Fair	11
1965	Ronnie Lamb	4
1964	Jack McCathern	5
1963	Hoke Greiner	4
1962	Bobby Robinson	8

Innings Pitched

Year		No.
2004	Matt Campbell	124.0
2003	David Marchbanks	135.1
2002	Gary Bell	110.0
2001	Kip Bouknight	124.0
2000	Kip Bouknight	144.0
1999	Kip Bouknight	119.0
1998	Brett Jodie	106.0
1997	Brett Jodie	107.1
1996	Jason Haynie	107.2
1995	J.J. Pearsall	104.0
1994	Scott Pace	106.1
1993	Rich Pratt	114.1
1992	Jared Baker	106.1
1991	Jared Baker	122.2
1990	Brian Williams	107.0
1989	Brian Rountree	88.2
1988	Brian Rountree	123.2
1987	Rodney Richey	93.0
1986	Casey Reed	92.2
1985	Mike Cook	141.0
1984	Mike Cook	91.0
1983	Gary Parmenter	87.1
1982	Joe Kucharski	112.0
1981	Dennis Lubert	117.2
1980	Bill Landrum	96.0
1979	Aaron Scott	105.0
1978	Aaron Scott	90.1
1977	Jim Lewis	149.0
1976	Tim Lewis	108.0
1975	Earl Bass	148.0
1974	Earl Bass	106.0
1973	Alan Hilliard	76.2
1972	Larry Erbaugh	92.1
1971	Larry Erbaugh	75.2
1970	Alan Hilliard	61.0
1969	Jimbo Smith	75.1
1968	Jimbo Smith	51.0
1967	Bobby Bryant	87.0
1966	Bobby Bryant	76.0
1965	Loveard McMichael	72.2
1964	Loveard McMichael	78.2
1963	John Coleman	70.2
1962	John Coleman	66.0

Earned Run Average (Min. 36 IP)

Year		IP	ERA
2004	Chad Blackwell (4-3, 20 saves)	63.0	2.57
2003	David Marchbanks (15-3)	135.1	2.73
2002	Matt Campbell (4-2)	37.0	2.43
2001	Lee Gronkiewicz (2-1, 19 saves)	61.2	1.31
2000	Kip Bouknight (17-1)	144.0	2.81
1999	Kip Bouknight (7-4)	119.0	3.86



Blake Taylor was an All-American in the 2002 season and had a school record 21 saves.

Stolen Bases

Year		No.
2004	Davy Gregg	14
2003	Jon Coutlangus	14
2002	Drew Meyer	39
2001	Drew Meyer	20
2000	Nate Janowicz	23
1999	Brian Roberts	67
1998	Mike Curry	60
1997	Mike Curry	42
1996	Etienne Hightower	34
1995	Mike Dezenzo	15
1994	Mark Gugino	30
1993	Mark Gugino	41
1992	Mac White	14
	D.T. Cromer	14
1991	George Rush	18
1990	Brian Williams	11
	Mike McGee	11
1989	Brian Williams	18
1988	Hardin Brown	22
1987	Dave Smyth	18
	Mike Songini	18
1986	Jeff Morris	16
	Riley Polk	16
1985	Rob Rinehart	14
1984	Kent Anderson	13
1983	Kent Anderson	16
1982	Robby Vollmer	23
1981	Joe McCarthy	51
1980	Joe McCarthy	36
1979	Etienne Farquharson	36
1978	Tom Williams	17
1977	Mark Van Bever	46
1976	Mark Van Bever	56
1975	Jim Pankovits	23
1974	John Gambrell	33
1973	Hank Small	25
1972	John Gambrell	21
1971	John Gambrell	12
1970	Bill Petoskey	16

1998	Patrick Sexton (3-2)	37.1	2.65	1977	Randy Martz (14-0)	131.2	1.98
1997	Brett Jodie (8-4)	107.1	4.44	1976	Ed Lynch (9-1)	68.1	2.63
1996	Jason Haynie (7-6)	107.2	3.43	1975	Earl Bass (17-1)	148.0	1.40
1995	Craig Ross (4-3)	42.1	2.34	1974	Earl Bass (12-1)	106.0	1.10
1994	Craig Ross (6-1)	62.2	1.87	1973	Bo Robinson (3-1)	55.2	1.63
1993	Jason Haynie (8-2)	77.1	2.68	1972	Larry Erbaugh (6-5)	92.1	1.46
1992	Rob Mosser (0-2)	36.2	1.72	1971	Alan Hilliard (2-3)	46.2	2.31
1991	Jared Baker (11-4)	122.2	3.15	1970	George Beam (2-4)	46.2	1.53
1990	Brian Beatson (1-3)	44.1	2.23	1969	Jimbo Smith (3-4)	75.1	2.16
1989	Matt Threehouse (6-0)	74.2	3.13	1968	Jimbo Smith (6-2)	51.0	1.41
1988	Brian Beatson (3-0)	38.0	2.13	1967	Bobby Bryant (6-2)	87.0	2.17
1987	Lee Whatley (3-2)	42.2	2.32	1966	Loveard McMichael (3-5)	58.0	1.55
1986	Lee Whatley (6-4)	48.0	2.81	1965	Loveard McMichael (6-2)	72.2	2.11
1985	Mike Cook (16-2)	141.0	1.91	1964	Loveard McMichael (7-3)	78.1	2.06
1984	Rex Perozo (6-0)	49.0	3.12	1963	John Jones (2-2)	46.0	1.57
1983	Bo Taylor (4-1)	50.2	2.13	1962	John Coleman (4-4)	66.0	6.66
1982	Mark Calvert (8-1)	68.0	2.78				
1981	Don Gordon (8-3)	110.2	2.85				
1980	Bobby Kish (4-2)	56.0	1.77				
1979	Jeff Twitty (5-2)	47.2	0.76				
1978	Bill Landrum (8-2)	81.0	2.78				

Strikeouts

Year		No.	IP
2004	Matt Campbell	145	124.0
2003	Steven Bondurant	98	110.2
2002	Gary Bell	91	110.0
2001	Kip Bouknight	104	124.0
2000	Kip Bouknight	143	144.0
1999	Kip Bouknight	124	119.0
1998	Brett Jodie	113	106.0

South Carolina

1997	Brett Jodie	84	107.1
1996	Jason Haynie	86	107.2
1995	J.J. Pearsall	116	104.0
1994	Scott Pace	83	106.1
1993	Rich Pratt	107	114.1
1992	Jared Baker	114	106.1
1991	Jared Baker	151	122.2
1990	Brian Williams	125	107.0
1989	Brian Williams	96	73.2
1988	Brian Rountree	125	123.2
1987	Rodney Richey	89	93.0
1986	Rodney Richey	65	70.2
1985	Mike Cook	168	141.0
1984	Mike Cook	81	91.0
1983	Mike Cook	64	81.2
1982	Joe Kucharski	92	112.0
1981	Dennis Lubert	90	117.2
1980	Bill Landrum	67	96.0
1979	Bret Baynham	61	86.0
1978	Bill Landrum	61	86.0
1977	Jim Lewis	145	149.0
1976	Tim Lewis	113	108.0
1975	Earl Bass	168	148.0
1974	Earl Bass	129	106.0
1973	Greg Ward	74	74.0
1972	Earl Bass	82	62.2
1971	Larry Erbaugh	60	75.2
1970	Alan Hilliard	51	61.0
1969	Jimbo Smith	52	75.1
1968	Joe Land	47	49.2
	Jimbo Smith	47	51.0
1967	Bobby Bryant	100	87.0
1966	Bobby Bryant	74	76.0
1965	Bobby Bryant	52	58.2
1964	John Coleman	41	66.2
1963	John Coleman	54	70.2
1962	John Coleman	38	66.0

1978	Bill Landrum	81.0	76	8.44
1977	Jim Lewis	149.0	145	8.76
1976	Tim Lewis	108.0	113	9.42
1975	Earl Bass	148.0	168	10.22
1974	Earl Bass	106.0	129	10.95
1973	Tim Lewis	56.1	70	11.16
1972	Earl Bass	65.2	82	11.84
1971	Alan Hilliard	46.2	49	9.45
1970	Alan Hilliard	54.0	53	8.83
1969	Jimbo Smith	75.1	52	6.21
1968	Joe Land	49.2	47	8.52
1967	Bobby Bryant	87.0	100	10.34
1966	Bobby Bryant	76.0	74	8.76
1965	Bobby Bryant	58.2	52	7.98
1964	John Coleman	66.1	41	5.56
1963	John Coleman	70.2	54	6.88
1962	John Coleman	55.0	38	5.18

Bases On Balls

Year	No.	IP	
2004	Matt Campbell	38	124.0
2003	Matt Campbell	47	82.2
2002	Gary Bell	46	110.0
2001	Kip Bouknight	53	124.0
2000	Peter Bauer	36	124.1
1999	Kip Bouknight	49	119.0
1998	Kip Bouknight	46	95.0
1997	Jason Pomar	47	71.1
1996	Brent Moore	50	64.2
1995	J.J. Pearsall	55	104.0
1994	Jason Haynie	56	92.0
1993	Jason Haynie	46	77.1
1992	Jared Baker	64	106.1
1991	Jared Baker	66	122.2
1990	Brian Williams	55	107.0
1989	Brian Williams	46	73.1
1988	Joe Cardwell	49	88.0
1987	Roger Brainard	27	49.2
1986	Dave Menhart	37	70.2
1985	Mike Cook	60	141.0
1984	Mike Cook	47	91.0
1983	Gary Parmenter	36	87.1
1982	Dennis Lubert	29	94.2
1981	Bret Baynham	37	98.2
1980	Bill Landrum	30	96.0
1979	Bret Baynham	29	86.0
1978	Aaron Scott	28	90.1
1977	Jim Lewis	44	149.0
1976	Tim Lewis	49	108.0
1975	Tim Lewis	37	94.0
1974	Tim Lewis	36	74.2
1973	Alan Hilliard	37	76.2
1972	George Beam	33	54.2
1971	George Beam	37	49.0
1970	Jimbo Smith	26	22.1
1969	Jimbo Smith	24	75.1
1968	Jimbo Smith	25	51.0
1967	Bobby Bryant	48	87.0
1966	Bobby Bryant	46	76.0
1965	Bobby Bryant	45	58.2
1964	John Coleman	45	66.1
1963	John Coleman	34	70.2
1962	John Coleman	45	66.0

Strikeouts Per Nine Innings

(Min. 40 IP)	Year	IP	SO	AVG.
2004	Billy Buckner	84.0	105	11.25
2003	Matt Campbell	82.2	82	8.9
2002	Chris Spigner	79.2	91	10.29
2001	Lee Gronkiewicz	61.2	77	11.24
2000	Kip Bouknight	144.0	143	8.9
1999	Scott Barber	44.1	51	10.35
1998	Brett Jodie	106.0	113	9.59
1997	Brett Jodie	107.1	84	7.14
1996	Brett Jodie	45.2	37	7.29
1995	J.J. Pearsall	104.0	116	10.04
1994	J.J. Pearsall	59.1	63	9.56
1993	Jason Haynie	77.1	86	10.00
1992	Rich Pratt	85.2	92	9.67
1991	Jared Baker	122.3	151	11.08
1990	Brian Williams	107.0	125	10.51
1989	Brian Williams	73.1	96	11.78
1988	Brian Williams	42.1	56	11.91
1987	Roger Brainard	49.2	60	10.87
1986	Brian Currie	70.0	60	7.71
1985	Mike Cook	141.0	168	10.72
1984	Mike Cook	91.0	81	8.01
1983	Mike Cook	81.2	64	7.05
1982	Dennis Lubert	94.0	83	7.95
1981	Dennis Lubert	117.2	90	6.88
1980	Dennis Lubert	62	55	7.98
1979	Jeff Twitty	47.2	50	9.44

Fewest Walks Per Nine Innings

(Min. 40 IP)	Year	IP	BB	AVG.
2004	Aaron Rawl	122.0	17	1.25
2003	D. Marchbanks	135.1	25	1.67
2002	D. Marchbanks	99.1	26	2.36
2001	D. Marchbanks	57.0	15	2.37
2000	Scott Barber	106.1	20	1.69
1999	Randy Hadden	99.2	26	2.35
1998	Peter Bauer	67.2	22	2.93
1997	Brett Jodie	107.1	32	2.68
1996	Patrick Sexton	50.0	12	2.16
1995	Craig Ross	42.1	6	1.28
1994	Craig Ross	62.2	12	1.73
1993	Rich Pratt	114.1	24	1.88
1992	Rich Pratt	85.2	25	2.63
1991	Sean Hardwick	81.1	34	3.91
1990	Charlie Young	81.1	14	1.53
1989	Brian Rountree	88.2	33	3.35
1988	Brian Williams	42.1	13	2.76
1987	Lee Whatley	42.2	12	2.53
1986	Steve Boley	56.2	11	1.75
1985	Steve Boley	61.1	11	1.61
1984	Steve Boley	47.2	9	1.70
1983	Mark Calvert	65.2	23	3.15
1982	Don Gordon	102.0	19	1.68
1981	Don Gordon	110.2	16	1.30
1980	Bill Landrum	96.0	30	2.81
1979	Aaron Scott	105.0	26	2.22
1978	Bill Landrum	81.0	15	1.67
1977	Randy Martz	131.2	36	2.46
1976	Ed Lynch	68.2	22	2.90
1975	Earl Bass	148.0	34	2.06
1974	Allen Johnson	73.2	12	1.47
1973	Greg Ward	74.0	9	1.09
1972	Greg Ward	43.1	6	1.25
1971	Alan Hilliard	46.2	14	2.70
1970	Alan Hilliard	45.0	21	3.50
1969	Jimbo Smith	75.1	24	2.87
1968	Joe Land	49.2	21	3.81
1967	Billy Reitmeier	76.0	29	3.43
1966	Lov. McMichael	58.0	13	2.02
1965	Lov. McMichael	72.2	14	1.73
1964	Lov. McMichael	78.2	9	1.03
1963	John Jones	46.0	13	2.54
1962	George Epps	42.0	19	4.07

Wins

Year	Player	W-L
2004	Aaron Rawl	13-4
2003	David Marchbanks	15-3
2002	Gary Bell	10-3
2001	Kip Bouknight	10-4
	Gary Bell	10-5
2000	Kip Bouknight	17-1
1999	Kip Bouknight	7-4
	Randy Hadden	7-4
1998	Kip Bouknight	11-3
1997	Brett Jodie	8-4
1996	Jason Haynie	7-6
1995	J.J. Pearsall	8-4
1994	Scott Pace	9-4
1993	Rich Pratt	11-3
1992	Matt Threehouse	11-4
1991	Jared Baker	11-4
1990	Brian Williams	8-4
1989	Matt Threehouse	6-0
	Brian Rountree	6-7
1988	Joe Cardwell	10-3
1987	Rodney Richey	10-2
1986	Dave Menhart	7-0
	Brian Currie	7-2
	Rodney Richey	7-2
1985	Mike Cook	16-2
1984	Larry Price	9-3
1983	Gary Parmenter	10-1
1982	Joe Kucharski	11-3
1981	Dennis Lubert	12-2
1980	Bill Landrum	10-2
1979	Bret Baynham	6-1
	Aaron Scott	6-5
1978	Bill Landrum	8-2
1977	Randy Martz	14-0
1976	Tim Lewis	10-3
1975	Earl Bass	17-1
1974	Earl Bass	12-1
1973	Alan Hilliard	8-1
1972	George Beam	6-2
	Larry Erbaugh	6-5
1971	Larry Erbaugh	6-3
1970	Eddie Bolton	6-3
1969	Jimbo Smith	3-4
	Eddie Bolton	3-5
1968	Jimbo Smith	6-6
1967	Ronnie Evans	6-0
	Bobby Bryant	6-2
1966	Bobby Bryant	6-2
1965	Loveard McMichael	6-2
1964	Loveard McMichael	7-3
1963	John Coleman	3-5
1962	John Coleman	4-4

South Carolina

2004	
College World Series at Omaha, NE	
Won 3, Lost 2	
Cal State Fullerton def. South Carolina	2-0
South Carolina def. LSU	15-4
South Carolina def. Miami (Fla.)	15-11
South Carolina def. Cal State Fullerton	5-3
Cal State Fullerton def. South Carolina	4-0
NCAA Super Regional at Columbia, SC	
Won 2, Lost 0	
South Carolina def. East Carolina	4-2
South Carolina def. East Carolina	5-3
NCAA Regional at Columbia, SC	
Won 3, Lost 0 (Finished 1st)	
South Carolina def. The Citadel	12-4
South Carolina def. North Carolina	5-2
South Carolina def. North Carolina	7-6
2003	
College World Series at Omaha, NE	
Won 1, Lost 2	
Stanford def. South Carolina	8-0
South Carolina def. LSU	11-10
Stanford def. South Carolina	13-6
NCAA Super Regional at Columbia, SC	
Won 2, Lost 0	
South Carolina def. North Carolina	5-4
South Carolina def. North Carolina	14-4
NCAA Regional at Atlanta, GA	
Won 3, Lost 0 (Finished 1st)	
South Carolina def. East Carolina	4-0
South Carolina def. Stetson	7-2
South Carolina def. Stetson	9-3
2002	
College World Series at Omaha, NE	
Won 4, Lost 2	
Georgia Tech def. South Carolina	11-0
South Carolina def. Nebraska	10-8
South Carolina def. Georgia Tech	9-5
South Carolina def. Clemson	12-4
South Carolina def. Clemson	10-2
Texas def. South Carolina	12-6
NCAA Super Regional at Columbia, SC	
Won 2, Lost 1	
South Carolina def. Miami (Fla.)	10-7
Miami (Fla.) def. South Carolina	5-2
South Carolina def. Miami (Fla.)	6-4
NCAA Regional at Columbia, SC	
Won 3, Lost 1 (Finished 1st)	
South Carolina def. Virginia Commonwealth	6-3
South Carolina def. North Carolina	9-6
North Carolina def. South Carolina	8-4
South Carolina def. North Carolina	3-1
2001	
NCAA Super Regional at Palo Alto, CA	
Won 1, Lost 2	
Stanford def. South Carolina	11-1
South Carolina def. Stanford	4-3
Stanford def. South Carolina	3-2
NCAA Regional at Columbia, SC	
Won 4, Lost 1 (Finished 1st)	
South Carolina def. The Citadel	16-0
Central Florida def. South Carolina	8-6
South Carolina def. Princeton	11-7
South Carolina def. Central Florida	9-7
South Carolina def. Central Florida	5-2
2000	
NCAA Super Regional at Columbia, SC	
Won 1, Lost 2	
South Carolina def. La-Lafayette	6-3
La.-Lafayette def. South Carolina	7-1
La.-Lafayette def. South Carolina	3-2
NCAA Regional at Columbia, SC	
Won 3, Lost 0 (Finished 1st)	
South Carolina def. Liberty	6-4
South Carolina def. Wake Forest	6-1
South Carolina def. Wake Forest	8-4
1998	
Atlantic I Region Tournament at Coral Gables, FL	
Won 2, Lost 2 (Finished 3rd)	
South Carolina def. Florida Int.	21-9
South Carolina def. Texas Tech	9-8
Miami (Fl.) def. South Carolina	14-2
North Carolina def. South Carolina	4-2

1993	
Atlantic Region Tournament at Atlanta, GA	
Won 1, Lost 2 (Finished 4th)	
South Carolina def. East Carolina	6-5
Wichita State def. South Carolina	3-2
Georgia Tech def. South Carolina	12-0
1992	
Atlantic Region Tournament at Coral Gables, FL	
Won 2, Lost 2 (Finished 3rd)	
South Carolina def. Notre Dame	5-1
South Carolina def. N.C. State	9-6
Miami (Fla.) def. South Carolina	17-2
Notre Dame def. South Carolina	11-2
1988	
Atlantic Region Tournament at Coral Gables, FL	
Won 3, Lost 2 (Finished 2nd)	
South Carolina def. James Madison	3-2
Georgia Tech def. South Carolina	7-6
South Carolina def. Towson State	5-1
South Carolina def. Georgia Tech	5-0
Miami (Fla.) def. South Carolina	10-3
1986	
Atlantic Region Tournament at Coral Gables, FL	
Won 1, Lost 2 (Finished 4th)	
South Carolina def. Alabama	5-3
Miami (Fla.) def. South Carolina	7-5
Alabama def. South Carolina	8-7
1985	
College World Series at Omaha, NE	
Won 0, Lost 2 (Finished 8th)	
Arkansas def. South Carolina	1-0 (14)
Oklahoma State def. South Carolina	16-11
East Region Tournament at Columbia, SC	
Won 4, Lost 0 (Finished 1st)	
South Carolina def. LaSalle	11-1
South Carolina def. St. John's	13-6
South Carolina def. Western Carolina	14-3
South Carolina def. LaSalle	4-2
1984	
South II Region Tournament at Starkville, MS	
Won 2, Lost 2 (Finished 3rd)	
South Carolina def. Mississippi State	4-1
South Carolina def. North Carolina	5-4
New Orleans def. South Carolina	6-5
Mississippi State def. South Carolina	18-9
1983	
East Region Tournament at Chapel Hill, NC	
Won 0, Lost 2 (Finished 5th)	
James Madison def. South Carolina	9-4
Delaware def. South Carolina	12-11
1982	
College World Series at Omaha, NE	
Won 0, Lost 2 (Finished 7th)	
Stanford def. South Carolina	15-4
Oklahoma State def. South Carolina	10-8
East Region Tournament at Columbia, SC	
Won 4, Lost 0 (Finished 1st)	
South Carolina def. West Virginia	7-0
South Carolina def. The Citadel	6-4
South Carolina def. The Citadel	11-2
South Carolina def. West Virginia	2-1
1981	
College World Series at Omaha, NE	
Won 2, Lost 2 (Finished 4th)	
Oklahoma State def. South Carolina	8-5
South Carolina def. Maine	12-7
South Carolina def. Mississippi State	6-5
Arizona State def. South Carolina	10-7
East Region Tournament at Columbia, SC	
Won 3, Lost 0 (Finished 1st)	
South Carolina def. Temple	15-6
South Carolina def. Memphis State	8-5
South Carolina def. Memphis State	11-5
1980	
Atlantic Region Tournament at Clemson, SC	
Won 2, Lost 2 (Finished 2nd)	
South Carolina def. Georgia Southern	7-2
Clemson def. South Carolina	6-2
South Carolina def. East Tennessee State	8-5

Clemson def. South Carolina	17-12
1977	
College World Series at Omaha, NE	
Won 3, Lost 2 (Finished 2nd)	
South Carolina def. Baylor	3-2 (10)
South Carolina def. Los Angeles State	6-2
South Carolina def. SIU-Carbondale	5-4
Arizona State def. South Carolina	6-2
Arizona State def. South Carolina	2-1
Atlantic Region Tournament at Columbia, SC	
Won 4, Lost 1 (Finished 1st)	
South Alabama def. South Carolina	7-6
South Carolina def. East Carolina	4-1
South Carolina def. South Alabama	11-2
South Carolina def. Wake Forest	5-2
South Carolina def. Wake Forest	6-1

1976	
Atlantic Region Tournament at Columbia, SC	
Won 1, Lost 2 (Finished 3rd)	
South Carolina def. Virginia Tech	7-6
Clemson def. South Carolina	7-4
Furman def. South Carolina	12-1

1975	
College World Series at Omaha, NE	
Won 4, Lost 2 (Finished 2nd)	
South Carolina def. Seton Hall	3-1
South Carolina def. Eastern Michigan	5-1
South Carolina def. Arizona State	6-3
Texas def. South Carolina	17-6
South Carolina def. Arizona State	4-1
Texas def. South Carolina	5-1
Atlantic Region Tournament at Columbia, SC	
Won 3, Lost 0 (Finished 1st)	
South Carolina def. The Citadel	11-3
South Carolina def. Temple	15-0
South Carolina def. N.C. State	4-3

1974	
District III Tournament at Starkville, MS	
Won 4, Lost 2 (Finished 2nd)	
South Carolina def. N.C. State	9-0
South Carolina def. East Carolina	5-1
Miami (Fla.) def. South Carolina	5-0
South Carolina def. Georgia Southern	1-0

NCAA PLAYOFF RECORD (includes College World Series games)

Year	Won	Lost	Pct.
2004	8	2	.800
2003	6	2	.750
2002	9	4	.692
2001	5	3	.625
2000	4	2	.667
1998	2	2	.500
1993	1	2	.333
1992	2	2	.500
1988	3	2	.600
1986	1	2	.333
1985	4	2	.667
1984	2	2	.500
1983	0	2	.000
1982	4	2	.667
1981	5	2	.714
1980	2	2	.500
1977	7	3	.700
1976	1	2	.333
1975	7	2	.778
1974	4	2	.667
Totals	77	44	.636

COLLEGE WORLD SERIES RECORD

Year	Won	Lost	Pct.
2004	3	2	.600
2003	1	2	.333
2002	4	2	.667
1985	0	2	.000
1982	0	2	.000
1981	2	2	.500
1977	3	2	.600
1975	4	2	.667
Totals	17	16	.515

Baseball 2005

2004
SEC Tournament at Birmingham, AL
Won 4, Lost 0 (1st)
 South Carolina def. Ole Miss 7-6 (10 inn.)
 South Carolina def. Tennessee 5-1
 South Carolina def. Arkansas 3-2
 South Carolina def. Vanderbilt 3-2

2003
SEC Tournament at Birmingham, AL
Won 1, Lost 2 (Tied 5th)
 Alabama def. South Carolina 9-7
 South Carolina def. Vanderbilt 3-2
 Auburn def. South Carolina 5-1

2002
SEC Tournament at Birmingham, AL
Won 4, Lost 2 (2nd)
 South Carolina def. Arkansas 10-1
 LSU def. South Carolina 8-3
 South Carolina def. Arkansas 6-2
 South Carolina def. LSU 10-8
 South Carolina def. LSU 5-4
 Alabama def. South Carolina 6-2

2001
SEC Tournament at Birmingham, AL
Won 3, Lost 2 (Tied 3rd)
 Miss. State def. South Carolina 2-1
 South Carolina def. Auburn 5-4
 South Carolina def. Georgia 10-2
 South Carolina def. Miss. State 7-6
 Miss. State def. South Carolina 1-0

2000
SEC Tournament at Birmingham, AL
Won 2, Lost 2 (Tied 3rd)
 Kentucky def. South Carolina 6-4
 South Carolina def. Auburn 11-4
 South Carolina def. Kentucky 12-5
 Florida def. South Carolina 12-4

1999
SEC Tournament at Birmingham, AL
Won 0, Lost 2 (Tied 7th)
 Mississippi St. def. South Carolina 7-5
 Louisiana State def. South Carolina 2-0

1998
SEC Tournament at Birmingham, AL
Won 0, Lost 2 (Tied 7th)
 Mississippi St. def. South Carolina 9-8
 Louisiana State def. South Carolina 6-0

1997
SEC Tournament at Columbus, GA
Won 0, Lost 1 (Tied 7th)
 Mississippi State def. South Carolina 12-9

1995
SEC Eastern Division Tournament at Knoxville, TN
Won 0, Lost 2 (Finished 6th)
 Kentucky def. South Carolina 6-2
 Tennessee def. South Carolina 8-0

1994
SEC Eastern Division Tournament at Lexington, KY
Won 0, Lost 2 (Finished 5th)
 Kentucky def. South Carolina 6-5
 Tennessee def. South Carolina 8-1

1993
SEC Eastern Division Tournament at Columbia, SC
Won 0, Lost 2 (Finished 5th)
 Georgia def. South Carolina 3-1
 Vanderbilt def. South Carolina 11-7

1992
SEC Tournament at New Orleans, LA
Won 3, Lost 2 (Finished 3rd)
 Arkansas def. South Carolina 8-6
 South Carolina def. Vanderbilt 14-1
 South Carolina def. Arkansas 9-5
 South Carolina def. Florida 14-4
 Louisiana State def. South Carolina 6-3

1991
Metro Conference Tournament at Salem, VA
Won 3, Lost 2 (Finished 3rd)
 South Carolina def. Virginia Tech 17-1
 Florida State def. South Carolina 17-0
 South Carolina def. Louisville 7-5
 South Carolina def. Southern Mississippi 10-8
 Florida State def. South Carolina 10-9 (10)

1990
Metro Conference Tournament at Hattiesburg, MS
Won 1, Lost 2 (Finished 6th)
 Cincinnati def. South Carolina 6-2
 South Carolina def. Louisville 3-2
 Virginia Tech def. South Carolina 2-1

1989
Metro Conference Tournament at Columbia, SC
Won 0, Lost 2 (Finished 6th)
 Memphis State def. South Carolina 11-10
 Virginia Tech def. South Carolina 8-4

1988
Metro Conference Tournament at Tallahassee, FL
Won 2, Lost 2 (Finished 2nd)
 South Carolina def. Southern Mississippi 4-2
 Florida State def. South Carolina 9-3
 South Carolina def. Southern Mississippi 6-2
 Florida State def. South Carolina 9-1

1987
Metro Conference Tournament at Columbia, SC
Won 1, Lost 2 (Finished 4th)
 South Carolina def. Memphis State 6-2
 Florida State def. South Carolina 9-5
 Cincinnati def. South Carolina 19-4

1986
Metro Conference Tournament at Tallahassee, FL
Won 3, Lost 2 (Finished 2nd)
 South Carolina def. Southern Mississippi 10-1
 South Carolina def. Memphis State 4-3
 South Carolina def. Florida State 8-5
 Florida State def. South Carolina 3-0
 Florida State def. South Carolina 7-2

1985
Metro Conference Tournament at Tallahassee, FL
Won 3, Lost 2 (Finished 2nd)
 South Carolina def. Southern Mississippi 13-1
 South Carolina def. Memphis State 19-8
 South Carolina def. Virginia Tech 9-6
 Florida State def. South Carolina 7-5
 Florida State def. South Carolina 11-5

1984
Metro Conference Tournament at Tallahassee, FL
Won 3, Lost 2 (Finished 2nd)
 South Carolina def. Florida State 4-3
 South Carolina def. Southern Mississippi 8-5
 South Carolina def. Cincinnati 4-3
 Virginia Tech def. South Carolina 6-3
 Florida State def. South Carolina 11-10

Year	Won	Lost	Pct.
2004*	4	0	1.000
2003*	1	2	.333
2002*	4	2	.667
2001*	3	2	.600
2000*	2	2	.500
1999*	0	2	.000
1998*	0	2	.000
1997*	0	1	.000
1995*	0	2	.000
1994*	0	2	.000
1993*	0	2	.000
1992*	3	2	.600
1991	3	2	.600
1990	1	2	.333
1989	0	2	.000
1988	2	2	.500
1987	1	2	.333
1986	3	2	.600
1985	3	2	.600
1984	3	2	.600
Totals	33	37	.471
SEC*	17	21	.447
Metro	16	16	.500

College World Series All-Tournament
2004 — Steve Pearce, 1B; Landon Powell, C; Bryan Triplett, 3B
2002 — Justin Harris, OF; Landon Powell, C
1981 — Rod Carraway, SS
1977 — Mookie Wilson, OF (unanimous); Randy Martz, P; Chuck McLean, OF
1975 — Earl Bass, P; Mark Van Bever, 2B; Steve Cook, OF

NCAA Regional MVP
2004 Columbia — Steve Pearce, 1B
2003 Atlanta — Landon Powell, C
2002 Columbia — Yaron Peters, 1B
2001 Columbia — Kip Bouknight, P
2000 Columbia — Peter Bauer, P
1985 East — Mike Cook, P
1982 East — Greg Morhardt, IB
1981 East — Jim Curl, IB

NCAA Tournament All-Region Teams
2004 Columbia — Matt Campbell, P; Michael Campbell, OF; Kevin Melillo, 2B; Steve Pearce, 1B; Mark Stanley, OF; Bryan Triplett, 3B
2003 Atlanta — Chris Hernandez, P; Kevin Melillo, 2B; Landon Powell, C; Steven Tolleson, OF; Bryan Triplett, 1B;
2002 Columbia — Justin Harris, 2B; Drew Meyer, SS; Yaron Peters, 1B; Blake Taylor, P;
2001 Columbia — Kip Bouknight, P; Lee Gronkiewicz, P; Marcus McBeth, OF; Michael Floyd, OF; Bryon Jeffcoat, 2B; Tim Whittaker, C; Garriss Gonc, OF
2000 Columbia — Peter Bauer, P; Drew Meyer, SS; John McHenry, IF; Brandon Pack, C; Chris Plummer, 3B
1998 Atlantic I-Ryan Bordenick, C; Derick Urquhart, OF; Jay Lambert, 2B
1992 Atlantic — Jerry Shepherd, OF
1988 Atlantic — Skeets Thomas, OF; Brian Williams, P; Adrian Adkins, DH
1986 Atlantic — Dave Hollins, 3B
1985 East — Jeff Barns, SS; Dave Hollins, 3B; Scott Mackie, OF; Rob Rinehart, OF; Charlie Aldrich, DH; Mike Cook, P
1984 South II — Kent Anderson, SS; Greg Morhardt, IB
1982 East — Joe Kucharski, P; Chris Boyle, C; Greg Morhardt, IB; John Sullivan, 3B; Kent Anderson, SS; Phillip Wilson, OF
1981 East — Bobby Kish, P; Rob Lowery, C; Jim Curl, IB; Robby Vollmer, OF
1980 Atlantic — Greg Jonson, SS; Joe McCarthy, OF

SEC All-Tournament Team
2004 — Brendan Winn, OF; (Kevin Melillo/Steven Tolleson - Co-MVP's)
2002 — Gary Bell, P; Drew Meyer, SS; Steve Thomas, OF
2001 — Michael Floyd, OF; Bryon Jeffcoat, 2B
2000 — Drew Meyer, SS
1992 — Jerry Shepherd, OF; Burke Cromer, 3B; Dave Willman, C

Metro Conference All-Tournament Team
1991 — Jeff Parnell, 1B; Burke Cromer, 3B
1990 — Burke Cromer, SS
1988 — Skeets Thomas, OF; Brian Williams, 3B; Brian Williams, P
1986 — Jeff Morris, OF; Joe Datin, IB; Brian Currie, P; Dave Hollins, 3B; Jeff Churchich, DH
1985 — Jeff Barns, SS; Rob Rinehart, OF; Scott Mackie, OF
1984 — Greg Morhardt, IB; Rob Rinehart, OF; Jim St. Laurent, OF

Year	Baseball America	Collegiate Baseball	USA Today
2004	3rd	3rd	3rd
2003	10th	6th	7th
2002	2nd	2nd	2nd
2001	12th	15th	13th
2000	4th	9th	8th
1998	16th	19th	18th
1993	25th	29th	25th
1992	18th	28th	
1988	20th	17th	
1985	13th	8th	
1984		21st	
1979		21st	
1977		6th	
1976		17th	
1975		4th	
1974		9th	


South Carolina



SCOTT BARBER
2000



EARL BASS
1974, 1975



PETER BAUER
1998, 2000



JOE BIERNAT
1993



CHAD BLACKWELL
2004



RYAN BORDENICK
1997, 1998



KIP BOUKNIGHT
1998, 2000




BRIAN BUSCHER
2003



MATT CAMPBELL
2004



MIKE COOK
1985



MIKE CURRY
1998



ADAM EVERETT
1998



LEE GRONKEWICZ
2001



PAUL HOLLINS
1981



GREG JOHNSON
1980



JOE KUCHARSKI
1982



ROB LOWERY
1981



DAVID MARCHBANKS
2003



DREW MEYER
2002



JEFF PARNELL
1993



YARON PETERS
2002




LANDON POWELL
2004



AARON RAWL
2004



BRIAN ROBERTS
1999



HANK SMALL
1974, 1975



BLAKE TAYLOR
2002



MAC WHITE
1993, 1994



MOOKIE WILSON
1977



TIM WHITTAKER
2001

Baseball 2005

Carolina's Freshman All-Americans



PETER BAUER
1998



KIP BOUKNIGHT
1998



MIKE CURRY
1996



JASON HAYNIE
1993



DREW MEYER
2000



MAC WHITE
1991

Golden Spikes Award
(Awarded to the Outstanding College Player in the United States by USA Baseball)
2000 — Kip Bouknight, P


Rotary Smith Award
(Awarded to the Outstanding College Player in the United States by the Rotary Club of Houston, TX)
2000 — Kip Bouknight, P

Lefty Gomez Plate
(Awarded 1974-77 to the Outstanding Amateur Player in the United States)
1977 — Randy Martz, P

Carolina All-Americans
2004 - Chad Blackwell, RHP, ABCA, Baseball America, Collegiate Baseball, NCBWA; Matt Campbell, LHP, Baseball America;



Ryan Bordenick



Adam Everett

Landon Powell, C, ABCA, Baseball America, Collegiate Baseball, NCBWA, Sports Weekly; Aaron Rawl, NCBWA.

2003 - Brian Buscher, 3B, Collegiate Baseball; David Marchbanks, LHP, ABCA, Baseball America, Collegiate Baseball, NCBWA.

2002 - Drew Meyer, ABCA, Baseball America, Collegiate Baseball, Yaron Peters 1B, ABCA, Baseball America, Baseball Weekly, Collegiate Baseball, NCBWA, Blake Taylor, ABCA, Baseball America, Baseball Weekly, Collegiate Baseball, NCBWA

2001 - Lee Gronkiewicz, P, Collegiate Baseball, Baseball Weekly, Baseball America; Tim Whittaker, C, Baseball America

2000 — Scott Barber, P, ABCA; Peter Bauer, ABCA; Kip Bouknight, TPX, Baseball America, Sporting News, ABCA, Baseball Weekly, NCBWA.

1999 — Brian Roberts, SS, Baseball America (2nd Team); Collegiate Baseball (3rd Team)

1998 — Adam Everett, SS, Baseball America, ABCA (2nd Team); NCBWA (2nd Team); TPX (3rd Team); Mike Curry, OF, Baseball America, TPX (2nd Team), NCBWA (3rd Team); Ryan Bordenick, UT, NCBWA (2nd Team); Kip Bouknight, P, NCBWA (3rd

Team)
1997 — Ryan Bordenick, DH, Coaches; NCBWA (3rd team)
1994 — Mac White, CF, NCBWA (3rd team)
1993 — Joe Biernat, SS, NCBWA; Mac White, CF, NCBWA; Jeff Parnell, 1B, Collegiate Baseball (Preseason)
1985 — Mike Cook, P, Coaches; Baseball America
1982 — Joe Kucharski, P, Coaches
1981 — Rob Lowery, C, Baseball Bulletin; Paul Hollins, OF, Coaches (2nd team), Baseball Bulletin (2nd team)
1980 — Greg Jonson, SS, Baseball Bulletin
1978 — John Marquardt, 3B, Coaches
1977 — Randy Martz, P, Coaches, Sporting News; Mookie Wilson, OF, Sporting News (2nd team)
1975 — Earl Bass, P, Coaches; Hank Small, 1B, Coaches
1974 — Earl Bass, P, Coaches; Hank Small, 1B, Coaches (2nd team)

Freshman All-America

2000 — Drew Meyer, SS, TPX; Baseball America; Baseball Weekly
1998 — Kip Bouknight, P, TPX; Peter Bauer, P, TPX
1996 — Mike Curry, OF, Mizuno
1993 — Jason Haynie, P, Mizuno
1991 — Mac White, OF, Baseball America (2nd team)

Academic All-America (Selected by CoSIDA)

1985 — Rob Rinehart, OF (2nd team)
1981 — Jim Curl, 1B; Paul Hollins, OF (2nd team)
1980 — Jim Curl, 1B; Paul Hollins, OF (3rd team)
1977 — Randy Martz, P; Mark Van Bever, 2B
1974 — John Gambrell, OF

South Carolina

Irby Raines Coaches' Award (Presented by Gamecock Dugout Club. Named for the late father of Coach June Raines.)

- 2004 — Steven Tolleson, INF
- 2003 — Steven Tolleson, OF/IF
- 2002 — Steven Bondurant, P; Kevin Melillo, IF
- 2001 — David Marchbanks, P
- 2000 — Brandon Pack, C
- 1999 — Scott Barber, P
- 1998 — Ryan Bordenick, C
- 1997 — Derick Urquhart, OF
- 1996 — Brian Hucks, C
- 1995 — Mark Mapes, OF
- 1994 — Mark Gugino, LF
- 1993 — Stacy Stokes, 2B
- 1992 — Brian Lawler, OF
- 1991 — Burke Cromer, 3B
- 1990 — Brian Beatson, P
- 1989 — Mike McGee, OF
- 1988 — Garrett Carter, OF
- 1987 — Dave Smyth, OF
- 1986 — Riley Polk, 2B
- 1985 — Rob Rinehart, OF
- 1984 — John Sullivan, 3B
- 1983 — Art Finley, 2B
- 1982 — Don Gordon, P
- 1981 — Tom Williams, 2B

Taylor McEntire Most Valuable Player Award

- 2004 — Landon Powell, C
- 2003 — Brian Buscher, 3B
- 2002 — Yaron Peters, 1B
- 2001 — Tim Whittaker, C
- 2000 — Kip Bouknight, P
- 1999 — Brian Roberts, SS
- 1998 — Adam Everett, SS
- 1997 — Rob Streicher, C
- 1996 — Jason Haynie, P
- 1995 — Mark Mapes, OF
- 1994 — Mac White, CF
- 1993 — Joe Biernat, SS; Rich Pratt, P
- 1992 — Dave Willman, C
- 1991 — Dave Willman, C
- 1990 — Skeets Thomas, OF
- 1989 — Tripp Cromer, SS
- 1988 — Garrett Carter, OF; Mark Nelson, C
- 1987 — Dave Smyth, OF
- 1986 — Jeff Morris, OF
- 1985 — Mike Cook, P; Joe Datin, OF
- 1984 — Greg Morhardt, IB; Kent Anderson, SS
- 1983 — Mike Werner, P
- 1982 — Joe Kucharski, P
- 1981 — Paul Hollins, OF

Fred Brinkman Inspirational Award

- 2004 — Kevin Melillo, INF
- 2003 — Steven Bondurant, P
- 2002 — Trey Dyson, DH
- 2001 — Brennan Dees, OF
- 2000 — Brennan Dees, OF
- 1999 — Jamie Poston, P
- 1998 — Derick Urquhart, OF

All-Southeastern Conference

- 2004 — Chad Blackwell, RHP; Landon Powell, C; Brendan Winn, OF (2nd)
- 2003 — Brian Buscher, 3B; David Marchbanks, P; Landon Powell, C.
- 2002 — Yaron Peters, 1B; Drew Meyer, SS: Blake Taylor, RHP; Trey Dyson, DH:
- 2001 — Garris Gonce, OF; Lee Gronkiewicz, P; Marcus McBeth, CF (2nd).
- 2000 — Kip Bouknight, P; Scott Barber, P; Peter Bauer, P (2nd); Drew Meyer, SS (2nd); Nate Janowicz, OF (2nd).
- 1999 — Tim Angiolini, DH; Brian Roberts, SS, (2nd)
- 1998 — Adam Everett, SS; Mike Curry, OF; Kip Bouknight, P
- 1997 — Ryan Bordenick, DH; Brett Jodie, P
- 1996 — Jason Haynie, P (2nd)
- 1995 — Mark Mapes, OF (2nd)
- 1994 — Mac White, OF; Mark Gugino, OF (2nd); Rob DeBoer, C (2nd)
- 1993 — Joe Biernat, SS; Rich Pratt, P; Mac White, CF; Jason Haynie, P (2nd)
- 1992 — D.T. Cromer, DH; Jerry Shepherd, OF; Dave Willman, C

All-Freshman

Southeastern Conference

- 2004 — David Cash, SS, Arik Hempy, RP

National Coach Of The Year

- 2000 — Ray Tanner (*Baseball America*)

National Assistant Coach Of The Year

- 2002 — Jim Toman (*Baseball America/ABCA*)

SEC Player of the Year

- 2002 — Yaron Peters

SEC Pitcher of the Year

- 2002 - David Marchbanks
- 2000 - Kip Bouknight

SEC Male Scholar-Athlete Of The Year


- 2002 — Trey Dyson

SEC Coach of the Year

- 2000 — Ray Tanner
- 1998 — Ray Tanner

South Region Coach of the Year

- 2002 — Ray Tanner



Jason Haynie

Atlantic Region Coach Of The Year

- 1977 — June Raines
- 1975 — Bobby Richardson

All-South Region

- 1998 — Adam Everett, SS
- 1997 — Ryan Bordenick, DH; Rob Streicher, C

All-Metro Conference

- 1991 — Jared Baker, P; Jerry Shepherd, OF
- 1990 — Skeets Thomas, OF; Brian Williams, UTIL; Burke Cromer, SS (2nd)
- 1989 — Tripp Cromer, SS; Skeets Thomas, OF (2nd); Mike McGee, OF (2nd)
- 1988 — Mark Nelson, C; Garrett Carter, OF; Brian Williams, SS; Adrian Adkins, DH; Joe Cardwell, P; Brian Beatson, P
- 1987 — Lee Whatley, P; Jeff Barns, SS; Dave Smyth, OF; Charlie Aldrich, DH
- 1986 — Jeff Barns, SS; Jeff Morris, OF; Dave Menhart, P
- 1985 — Jeff Barns, SS; Joe Datin, IB; Rob Rinehart, OF; Mike Cook, P
- 1984 — Greg Morhardt, IB; Kent Anderson, SS

All-Atlantic Coast Conference

- 1971 — Buddy Caldwell, 1B (2nd); Butch Anderson, SS (2nd)
- 1970 — Buddy Caldwell, 1B (2nd)
- 1969 — Wallie Jones, 2B
- 1968 — Toy McCord, SS; Wallie Jones, 2B; Bill Cash, 1B
- 1967 — Dan Scarpa, C; Mike Fair, OF; Frank Partyka, 3B
- 1966 — Bobby Bryant, P; Dan Scarpa, C;
- 1965 — Dan Scarpa, C
- 1963 — Hoke Greiner, 2B; Jack McCathern, 1B

Baseball 2005



Team USA's starting shortstop, Adam Everett, and Coach Ray Tanner were both in Sydney for the 2000 Summer Olympics.

- 1962 — Jack McCathern, OF
- 1959 — Ken Rosefield, 1B
- 1957 — Larry Jewell, SS (2nd)
- 1956 — Larry Jewell, 3B (2nd); Frank Ellerbee, SS (2nd); Jim Jarrett, UT (2nd)

Pro Signees

(Bold face indicates played in Major Leagues)

- 2004 — Landon Powell (A's); Matt Campbell (Royals); Billy Buckner (Royals); Chad Blackwell (Royals); Kevin Melillo (A's); Bryan Triplett (Astros)



Ray Tanner

- 2003 — Brian Buscher (Giants); David Marchbanks (Marlins); Steven Bondurant (A's); Justin Harris (Pirates); Jon Coutlangus (Giants); Chris Hernandez (Pirates)
- 2002 — Drew Meyer (Rangers); Yaron Peters (Braves); Gary Bell (Yankees); Garris Gonce (Cardinals); Blake Taylor (Indians); Trey Dyson (Royals); Steven Whetstone (White Sox); John Wesley (Blue Jays).
- 2001 — Marcus McBeth (Athletics); Kip Bouknight (Rockies); Bryon Jeffcoat (Braves); Brett Price (Athletics); Michael Floyd (Phillies); Tim Whittaker (Blue Jays); Lee Gronkiewicz (Indians); Tripp Kelly (Athletics); Brennan Dees (Montgomery, Ind.)
- 2000 — Peter Bauer (Blue Jays); Scott Barber (Diamondbacks); Brandon Pack (Rangers); Nate Janowicz (Indians); Clint Collins (Reds)
- 1999 — **Brian Roberts (Orioles)**; Randy Hadden (Dodgers); Jason Pomar (Athletics); Adam Poe (Rangers)
- 1998 — **Adam Everett (Red Sox)**; Mike Curry (Royals); **Brett Jodie (Yankees)**; Ryan Bordenick (Brewers); Derick Urquhart (Expos); Eric Stanton (Pirates); Patrick Sexton (Mets)
- 1997 — Rob Streicher (Expos)
- 1996 — Brian Hucks (Reds); Jason Haynie (Pirates)
- 1995 — J.J. Pearsall (Dodgers); **Jim Stoops (Giants)**
- 1994 — Rob DeBoer (Athletics); Mac White (Tigers); Mark Gugino (Marlins); Scott Pace (Marlins)
- 1993 — Rich Pratt (White Sox); Joe Biernat (Cubs)
- 1992 — Jared Baker (Padres); Burke Cromer (Braves); **D.T. Cromer (Blue Jays)**; Dave Willman (Brewers); Brian Lawler (Phillies)
- 1991 — Sean Evans (Pirates)
- 1990 — **Brian Williams (Astros)**
- 1989 — **Tripp Cromer (Cardinals)**; Brian Rountree (Tigers); Kenny Welch (Indians); Adrian Adkins (Pirates)
- 1988 — Garrett Carter (Braves); Mike Songini

- (Reds); Bobby Underwood (Pirates)
- 1987 — Jeff Barns (Angels); Brian Currie (Dodgers); **Dave Hollins (Padres)**; Rodney Richey (Blue Jays); Lee Whatley (Dodgers)
- 1986 — Joe Datin (Braves); Riley Polk (Indians); **Mike Cook (Angels)**; Rob Rinehart (Mets)
- 1984 — **Kent Anderson (Angels)**; Greg Morhardt (Twins); Jim St. Laurent (Rangers); Phillip Wilson (Twins)
- 1983 — Gary Parmenter (Cubs); Mark Calvert (Reds); Mike Werner (Blue Jays)
- 1982 — Joe Kucharski (Orioles); Dennis Lubert (Braves); **Don Gordon (Tigers)**; Robby Vollmer (Mariners); Kurt Korinek (Royals)
- 1981 — Bobby Kish (Cardinals); Paul Hollins (Mets); Joe McCarthy (Tigers); Rob Carraway (Indians); Rob Lowery (Phillies)
- 1980 — Greg Jonson (Royals); **Bill Landrum (Cubs)**
- 1979 — **Jeff Twitty (Royals)**
- 1978 — Chuck McLean (Kinston — Independent)
- 1977 — **Randy Martz (Cubs)**; **Mookie Wilson (Mets)**; **Ed Lynch (Rangers)**; **Jim Lewis (Mariners)**; Mark Van Bever (Orioles); Johnny Hinkel (White Sox); Mike Lebo (Blue Jays)
- 1976 — **Garry Hancock (Indians)**; **Greg Keatley (Cubs)**; Tim Lewis (Yankees); **Jim Pankovits (Astros)**; Steve Cook (Orioles)
- 1975 — **Hank Small (Braves)**; Earl Bass (Cardinals); Greg Ward (Orioles)
- 1974 — John Gambrell (Phillies); Eddie Ford (Red Sox); Allen Johnson (Tigers)
- 1972 — Pete Carpenter (Cardinals); Billy Petoskey (Phillies)
- 1971 — Buddy Caldwell (Red Sox); Butch Bolton (Braves)
- 1970 — **Gary Lance (Royals)**
- 1968 — Toy McCord (Angels)
- 1967 — Larry Womack (Yankees); Dan Scarpa (Mets)

Team USA

- 2003 — Matt Campbell, P
- 2002 — Landon Powell, C
- 1997 — Adam Everett, SS
- 1994 — Jason Haynie, P
- 1993 — Jason Haynie, P
- 1991 — Jared Baker, P
- 1989 — Brian Williams, P-OF
- 1986 — Dave Hollins, 3B

US Olympic Team

- 2000 — Adam Everett, SS (Gold Medal)

US Olympic Trials

- 1997 — Adam Poe, OF
- 1996 — Mike Curry, OF; Adam Everett, SS
- 1984 — Greg Morhardt, 1B

Pre-Olympic Trials

- 1991 — Jeff Parnell, 1B