




G A M E C O C K S


TENNIS




Robin Deitch



Missy Malool



Celine Regnier



Mandy Nall

SEASON PREVIEW

TENNIS STAFF

THE GAMECOCKS

SEASON IN REVIEW

HISTORY & RECORDS



YEARLY RESULTS

1973-74

Overall: 10-8 (.556)

Coach: Kitty Parrot

Date	Opponent	Score	W	L
—	Georgia	5-4	W	
3/26	at Furman	3-6		L
4/16	Furman	2-7		L
—	Georgia	0-9		L

Results Incomplete

1974-75

Overall: 14-4 (.778)

Coach: Frankie Porter

Date	Opponent	Score	W	L
—	North Carolina	0-9		L
—	Davidson	0-9		L
3/26	at Furman	0-9		L
4/16	Furman	0-9		L

Results Incomplete

1975-76

Overall: 11-3 (.786)

Coach: Kathy Graham

Date	Opponent	Score	W	L
3/25	Clemson	8-1	W	
4/7	at Clemson	5-4	W	
4/8	at Furman	4-5		L
4/13	Furman	4-5		L

Results Incomplete

1976-77

Overall: 15-4 (.789)

Coach: Kathy Graham

Date	Opponent	Score	W	L
3/5	at Clemson	4-5		L
3/24	Clemson	4-5		L
—	Georgia	3-6		L

Results Incomplete

1977-78

Overall: 12-7 (.632)

Post-Season: AIAW Regionals

Coach: Jeff Kefalos

Date	Opponent	Score	W	L
—	Chattanooga	5-4	W	
—	Francis Marion	9-0	W	
—	Georgia Southern	9-0	W	
3/5	Clemson	2-7		L
—	College of Charleston	3-6		L
3/14	Furman	9-0	W	
—	N.C. State	2-7		L
—	Ohio State	3-6		L
—	Wake Forest	5-4	W	
—	College of Charleston	3-6		L
4/4	at Furman	8-1	W	
—	Georgia	4-5		L
—	Georgia Southern	8-1	W	
—	Francis Marion	9-0	W	
—	Converse	9-0	W	
4/12	at Clemson	1-8		L
4/15	Tennessee	6-3	W	

—	Georgia	6-3	W
—	Chattanooga	6-3	W

1978-79

Overall: 26-5 (.839)

Post-Season: AIAW Nationals

Final Ranking: 7th AIAW

Coach: Jeff Kefalos

Date	Opponent	Score	W	L
2/25	at Georgia	8-1	W	
2/27	at Presbyterian	9-0	W	
—	at North Carolina	8-1	W	
3/5	at Converse	9-0	W	
3/8	Old Dominion	9-0	W	
3/10	Appalachian State	9-0	W	
3/11	Virginia	7-2	W	
—	Georgia	8-1	W	
3/14	at College of Charleston	9-0	W	
3/18	Virginia Tech	9-0	W	
3/19	Furman	9-0	W	
3/24	at Florida State	9-0	W	
3/25	at Florida	4-5		L
—	at Miami (Fla.)	3-6		L
3/28	at South Florida	6-3	W	
3/29	at Rollins	4-5		L
3/31	at Flagler	9-0	W	
4/5	at Furman	9-0	W	
—	Duke	9-0	W	
4/10	College of Charleston	8-1	W	
4/14	Chattanooga	8-1	W	
4/15	at Tennessee	6-3	W	
4/20	Clemson *	8-1	W	
5/10	vs. Virginia Tech ^	9-0	W	
5/11	vs. Duke ^	6-3	W	
5/12	vs. North Carolina ^	8-1	W	
6/4	vs. San Diego State ~	3-6		L
6/6	vs. Pepperdine ~	5-4	W	
6/6	vs. TCU ~	5-4	W	
6/7	vs. Miami (Fla.) ~	5-4	W	
6/7	vs. Florida ~	1-8		L

* AIAW State Championship (Columbia, S.C.)

^ AIAW Regionals (Clemson, S.C.)

~ AIAW Nationals (Iowa City, Iowa)

1979-80

Overall: 22-2 (.917)

Post-Season: AIAW Nationals

Final Ranking: 7th AIAW

Coach: Jeff Kefalos

Date	Opponent	Score	W	L
10/6	Tennessee	6-3	W	
—	at Georgia	9-0	W	
2/12	at Furman	9-0	W	
2/22	Georgia	6-3	W	
2/23	at Vanderbilt	8-1	W	
2/24	at Middle Tennessee State	9-0	W	
3/4	Converse	9-0	W	
3/8	Alabama	9-0	W	
3/11	College of Charleston	8-1	W	
3/14	Virginia	8-1	W	
3/19	Wisconsin	8-1	W	
—	Massachusetts	9-0	W	

3/22	North Carolina	6-3	W
3/23	vs. Iowa *	9-0	W
	Texas	7-2	W
4/3	at South Florida	9-0	W
4/4	at Rollins	5-4	W
4/19	at Clemson	5-4	W
5/8	vs. Kentucky ^	8-1	W
5/9	vs. North Carolina ^	6-3	W
5/10	vs. Clemson ^	6-3	W
6/4	vs. Miami (Fla.) ~	5-4	W
6/5	vs. BYU ~	3-6	L
6/7	vs. Clemson ~	4-5	L

* At Charleston, S.C.

^ AIAW Regionals (Johnson City, Tenn.)

~ AIAW Nationals (Baton Rouge, La.)

1980-81

Overall: 19-12 (.613)

Post-Season: AIAW Regionals

Final Ranking: 12th WITCA

Coach: Jeff Kefalos

Date	Opponent	Score	W	L
2/22	Wisconsin	5-2	W	
2/28	Florida	1-6		L
—	Georgia	6-3	W	
3/4	Tennessee	6-3	W	
3/20	vs. TCU *	5-4	W	
3/29	Florida	5-4	W	
—	at Georgia	7-2	W	
4/17	Clemson ^	2-7		L
5/7	vs. Clemson ~	4-5		L
5/8	Tennessee ~	7-2	W	

* At Dallas, Texas

^ AIAW State Championship (Columbia, S.C.)

~ AIAW Regionals (Lexington, Ky.)

Results Incomplete



Jennifer Radman played for South Carolina from 1998 to 2002. She was named the Gamecocks' MVP as a freshman.

YEARLY RESULTS



GAMECOCK WOMEN'S TENNIS

1981-82

Overall: 28-3 (.903)

Post-Season: NCAA Quarterfinals

Final Ranking: 7th ITCA

Coach: Jeff Kefalos

Date	Opponent	Score	W	L
10/5	Clemson *	8-1	W	
2/23	Furman	9-0	W	
—	Florida State	7-2	W	
—	Florida State	5-3	W	
3/18	TCU	7-2	W	
3/26	vs. Florida ^	1-5		L
—	vs. Georgia ^	6-3	W	
4/18	at Clemson ~	6-3	W	
4/24	Tennessee	7-2	W	
5/16	vs. Florida +	5-4	W	
5/17	vs. Southern California +	1-8		L

* South Carolina Invitational (Columbia, S.C.)

^ At Dallas, Texas

~ Clemson-Converse Classic (Clemson, S.C.)

+ NCAA Championships (Salt Lake City, Utah)

Results Incomplete

1982-83

Overall: 22-5 (.815)

Post-Season: NCAA Round of 16

Final Ranking: 6th ITCA

Coach: Jeff Kefalos

Date	Opponent	Score	W	L
10/2	Clemson *	5-4	W	
2/17	at Furman	9-0	W	
2/19	Tennessee	7-2	W	
2/26	Tennessee	9-0	W	
3/6	vs. Clemson ^	5-2	W	
4/2	at Florida	4-5		L
—	Georgia	6-3	W	
5/14	vs. Indiana ~	2-7		L

* South Carolina Invitational (Columbia, S.C.)

^ Nike Invitational (Ann Arbor, Mich.)

~ NCAA Championships (Albuquerque, N.M.)

Results Incomplete

1983-84

Overall: 12-17 (.414)

Metro Conference: 5th Place

Coach: Arlo Elkins

Date	Opponent	Score	W	L
9/30	Wisconsin *	2-7		L
10/2	Clemson *	1-8		L
10/14	Tennessee	4-5		L
—	Florida State	5-4	W	
3/3	Florida	2-7		L
—	Florida State	4-5		L
3/10	at Clemson ^	0-9		L
—	at Georgia	1-8		L
4/24	Furman	5-4	W	

* South Carolina Invitational (Columbia, S.C.)

^ Clemson Spring Invitational (Clemson, S.C.)

Results Incomplete

1984-85

Overall: 27-10 (.730)

Metro Conference: 1st Place

Coach: Arlo Elkins

Date	Opponent	Score	W	L
10/5	Georgia *	2-7		L
10/7	Wisconsin *	5-4	W	
10/12	Tennessee	4-5		L
2/15	vs. Wisconsin ^	2-7		L
2/16	vs. Iowa ^	8-1	W	
2/17	vs. Miami (Ohio) ^	5-4	W	
2/22	LSU	4-5		L
2/23	Virginia Tech	8-1	W	
2/24	Georgia Tech	8-1	W	
3/1	Auburn	5-2	W	
3/2	Appalachian State	6-0	W	
3/3	Wake Forest	5-4	W	
3/6	William & Mary	7-2	W	
3/8	at Clemson ~	3-6		L
3/9	vs. Georgia ~	5-4	W	
3/10	vs. Duke ~	5-4	W	
3/12	Oklahoma State	3-6		L
3/13	Purdue	9-0	W	
3/14	North Florida	8-1	W	
3/15	vs. Indiana +	1-8		L
3/16	vs. Virginia +	5-3	W	
3/18	SIU-Edwardsville	5-4	W	
3/19	Presbyterian	9-0	W	
3/22	at Florida State	5-4	W	
3/23	at Princeton	7-2	W	
3/24	at Rollins	7-1	W	
3/27	College of Charleston	9-0	W	
3/28	Toledo	8-1	W	
3/29	N.C. State	7-2	W	
3/30	Nebraska	6-3	W	
4/2	Furman	8-1	W	
4/4	Kentucky	2-7		L
4/10	Georgia	2-7		L
4/13	Louisiana-Monroe	3-6		L
4/18	vs. Cincinnati %	9-0	W	
4/19	vs. Virginia Tech %	7-2	W	
4/20	vs. Tulane %	6-0	W	

* South Carolina Invitational (Columbia, S.C.)

^ Indiana Classic (Bloomington, Ind.)

~ Clemson Classic (Clemson, S.C.)

+ Hilton Head Invitational (Hilton Head, S.C.)

% Metro Conference Champ. (Memphis, Tenn.)

Results Incomplete

1985-86

Overall: 13-16 (.448)

Metro Conference: 1st Place

Coach: Arlo Elkins

Date	Opponent	Score	W	L
10/6	Wisconsin *	4-5		L
11/8	at Clemson ^	0-9		L
11/10	vs. Auburn ^	4-5		L
2/14	vs. Tennessee ~	3-6		L
2/15	at Indiana ~	1-8		L
2/16	Ole Miss	3-6		L
2/27	Furman	7-2	W	

2/28	Appalachian State	9-0	W	
3/2	at North Carolina	2-7		L
3/4	William & Mary	6-3	W	
3/5	Vanderbilt	7-2	W	
3/7	vs. New Mexico +	8-1	W	
3/8	at Houston +	4-5		L
3/9	vs. Oklahoma +	8-1	W	
3/12	at SMU	4-5		L
3/14	vs. California %	1-8		L
3/21	vs. Indiana #	2-7		L
3/22	vs. Georgia #	1-8		L
3/23	South Florida	1-5		L
3/25	Wake Forest	6-3	W	
3/27	Charlotte	9-0	W	
4/2	Rollins	8-1	W	
4/6	North Florida	6-3	W	
4/11	vs. Northwestern \$	0-9		L
4/12	at Kentucky \$	2-7		L
4/13	vs. Ole Miss \$	2-5		L
4/17	vs. Louisville &	9-0	W	
4/18	vs. Cincinnati &	9-0	W	
4/19	vs. Florida State &	5-4	W	

* South Carolina Invitational (Columbia, S.C.)

^ Clemson Fall Classic (Clemson, S.C.)

~ Indiana Quad (Bloomington, Ind.)

+ Houston Quad (Houston, Texas)

% Oklahoma State Quad (Stillwater, Okla.)

Clemson Quad (Clemson, S.C.)

\$ Kentucky Quad (Lexington, Ky.)

& Metro Conference Championships (Memphis, Tenn.)

Results Incomplete

1986-87

Overall: 24-8 (.750)

Metro Conference: 1st Place

Final Ranking: 19th ITCA

Coach: Arlo Elkins

Date	Opponent	Score	W	L
10/3	South Alabama *	8-1	W	
10/4	Wisconsin *	6-3	W	
10/5	Ole Miss *	7-2	W	
11/1	vs. Miami (Fla.) ^	2-7		L
11/2	at Clemson ^	0-9		L
2/7	at Florida State	5-0	W	
2/8	vs. Auburn ~	6-2	W	
2/11	Georgia	2-6		L
2/13	at Indiana +	2-6		L
2/14	vs. Tennessee +	7-2	W	
2/15	vs. TCU +	5-4	W	
3/1	N.C. State	9-0	W	
3/2	Boston College	8-1	W	
3/7	at Pacific	7-2	W	
3/8	at Pepperdine	7-2	W	
3/10	at Long Beach State	8-0	W	
3/11	at UC Irvine	7-2	W	
3/13	at California	4-5		L
3/18	at Indiana	3-5		L
3/19	at Kentucky	2-7		L
3/20	vs. Oklahoma State %	1-8		L
3/21	vs. South Florida %	8-1	W	
3/22	at Clemson %	6-3	W	
3/28	Ohio State	7-2	W	



YEARLY RESULTS

3/29	North Carolina	5-4	W
4/2	vs. Rice #	5-4	W
4/3	vs. UC Santa Barbara #	8-1	W
4/4	at Houston	8-1	W
4/8	Furman	8-1	W
4/12	North Florida	8-1	W
4/25	vs. Virginia Tech \$	8-0	W
4/26	vs. Florida State \$	6-3	W
* South Carolina Invitational (Columbia, S.C.)			
^ Clemson Fall Classic (Clemson, S.C.)			
~ At Tallahassee, Fla.			
+ Indiana Quad (Bloomington, Ind.)			
% Clemson Spring Classic (Clemson, S.C.)			
# At Houston, Texas			
\$ Metro Conference Championships (Gainesville, Fla.)			

1987-88

Overall: 15-10 (.600)
Metro Conference: 1st Place
Post-Season: NCAA Round of 20
Final Ranking: 19th ITCA
Coach: Arlo Elkins

Date	Opponent	Score	W	L
2/12	at Indiana *	5-4	W	
2/13	vs. Tennessee *	3-6		L
2/14	vs. Southern Illinois *	6-3	W	
2/20	at Georgia	1-8		L
2/26	Richmond	9-0	W	
2/29	Boston College	9-0	W	
3/4	Oklahoma	8-1	W	
3/7	at TCU	5-4	W	
3/8	at SMU	0-9		L
3/10	at Trinity	2-6		L
3/11	at Texas A&M	5-4	W	
3/17	Indiana	2-7		L
3/19	Florida State	7-1	W	
3/20	North Carolina	9-0	W	
3/22	Auburn	7-2	W	
3/25	at Arizona State ^	2-7		L
3/26	vs. Arizona ^	2-5		L
3/27	vs. San Diego State ^	5-4	W	
4/3	Oklahoma State	2-5		L
4/10	North Florida	7-2	W	
4/16	Virginia Tech	9-0	W	
4/20	Miami (Fla.)	2-7		L
4/23	vs. Virginia Tech ~	9-0	W	
4/24	at Florida State ~	7-2	W	
5/12	vs. BYU +	4-5		L

* Indiana Quad (Bloomington, Ind.)

^ Sun Devil Classic (Tempe, Ariz.)

~ Metro Conference Championships (Tallahassee, Fla.)

+ NCAA Championships (Los Angeles, Calif.)

1988-89

Overall: 7-16 (.304)
Metro Conference: 2nd Place
Coach: Arlo Elkins

Date	Opponent	Score	W	L
2/2	Georgia	1-5		L
2/17	at Indiana *	0-9		L
2/18	vs. Vanderbilt *	6-3	W	
2/19	vs. Wisconsin *	3-6		L

2/24	at BYU	2-7		L
2/25	vs. Northwestern ^	4-5		L
2/27	at Utah	4-5		L
3/5	William & Mary	2-7		L
3/10	at Florida	1-5		L
3/11	vs. Kentucky ~	3-6		L
3/12	at South Florida	7-2	W	
3/14	Texas	1-8		L
3/18	Texas A&M	4-5		L
3/19	Mississippi State	4-5		L
3/21	Auburn	5-4	W	
3/22	San Diego State	0-5		L
3/28	Colorado	7-2	W	
3/31	Boston College	5-3	W	
4/1	at North Carolina	4-5		L
4/2	at Duke	0-6		L
4/7	North Florida	6-0	W	
4/8	Wake Forest	5-1	W	
4/15	Tennessee	2-5		L

* Indiana Quad (Bloomington, Ind.)

^ At Provo, Utah

~ At Gainesville, Fla.

1989-90

Overall: 18-6 (.750)
Metro Conference: 1st Place
Post-Season: NCAA Round of 16
Final Ranking: 14th ITCA
Coach: Arlo Elkins

Date	Opponent	Score	W	L
1/19	Richmond	9-0	W	
1/20	N.C. State	9-0	W	
1/21	Furman	9-0	W	
1/27	Kentucky	6-3	W	
2/23	Florida	1-5		L
2/24	Clemson	7-2	W	
2/25	Duke	3-6		L
3/6	at Texas	2-5		L
3/7	at Texas A&M	8-1	W	
3/9	at Trinity	6-3	W	
3/12	at TCU	5-1	W	
3/14	at Georgia	0-6		L
3/19	Arkansas	6-1	W	
3/22	vs. Minnesota *	8-1	W	
3/23	at San Diego	5-4	W	
3/24	at San Diego State	3-6		L
3/30	Boston College	7-1	W	
3/31	North Carolina	7-1	W	
4/1	Colorado	6-0	W	
4/7	North Florida	6-0	W	
4/8	Florida State	6-2	W	
4/13	at Wake Forest	5-1	W	
5/10	vs. William & Mary ^	6-0	W	
5/11	vs. UCLA ^	0-6		L

* At San Diego, Calif.

^ NCAA Championships (Gainesville, Fla.)

1990-91

Overall: 9-13 (.409)
Metro Conference: 2nd Place
Coach: Arlo Elkins

Date	Opponent	Score	W	L
2/15	vs. Notre Dame *	1-8		L
2/16	at Indiana *	2-7		L
2/17	vs. William & Mary *	0-9		L
2/20	Utah	3-6		L
2/22	vs. Oklahoma State ^	1-8		L
2/23	at Florida ^	0-8		L
2/24	vs. Clemson ^	5-4	W	
3/2	Wake Forest	6-3	W	
3/11	Coastal Carolina	8-0	W	
3/12	Ole Miss	4-5		L
3/15	Georgia	0-6		L
3/16	Georgia Tech	6-3	W	
3/18	TCU	6-2	W	
3/23	Texas A&M	5-2	W	
3/24	San Diego State	3-5		L
3/25	Trinity	7-2	W	
3/29	vs. BYU ~	3-5		L
3/30	vs. Duke ~	1-7		L
3/31	at North Carolina ~	5-3	W	
4/2	Louisiana-Monroe	6-0	W	
4/6	Kentucky	1-5		L
4/7	Tennessee	2-5		L

* Indiana Quad (Bloomington, Ind.)

^ Lady Gator Quad (Gainesville, Fla.)

~ UNC Quad (Chapel Hill, N.C.)

1991-92

Overall: 13-10 (.565)
SEC: 6-5 (.545) • T-5th Place
Final Ranking: 24th ITA
Coach: Arlo Elkins

Date	Opponent	Score	W	L
2/2	at Kentucky	4-5		L
2/14	Vanderbilt	6-2	W	
2/16	Boston College	9-0	W	
2/18	Alabama	4-5		L
2/23	North Carolina	1-5		L
3/6	at Georgia	0-6		L
3/9	at LSU	5-1	W	
3/11	at TCU	8-0	W	
3/12	at Texas A&M	6-0	W	
3/14	Notre Dame	7-2	W	
3/17	Arkansas	8-1	W	
3/21	at BYU	6-3	W	
3/23	at Utah	5-4	W	
3/25	Auburn	5-2	W	
3/27	Florida *	0-6		L
3/28	Clemson *	1-6		L
3/29	Duke *	1-5		L
4/5	Tennessee	5-4	W	
4/11	at Wake Forest	3-5		L
4/17	at Ole Miss	4-5		L
4/18	at Mississippi State	7-2	W	
4/23	vs. Mississippi State ^	5-0	W	
4/24	vs. Tennessee ^	1-5		L

* USC Quad (Columbia, S.C.)

^ SEC Tournament (Tuscaloosa, Ala.)

YEARLY RESULTS



GAMECOCK WOMEN'S TENNIS

1992-93

Overall: 10-12 (.455)

SEC: 5-6 (.455) • 7th Place

Coach: Arlo Elkins

Date	Opponent	Score	W	L
2/12	Boston College	9-0	W	
2/14	Wake Forest	2-5		L
2/21	Ole Miss	2-6		L
2/27	at North Carolina	1-5		L
3/5	Mississippi State	8-1	W	
3/8	at Alabama	2-6		L
3/9	at Auburn	3-5		L
3/11	at Vanderbilt	3-5		L
3/13	at Arkansas	6-1	W	
3/16	TCU	5-1	W	
3/18	Kentucky	5-2	W	
3/20	Texas A&M	5-4	W	
3/22	BYU	5-3	W	
3/25	LSU	5-1	W	
3/26	Utah	2-5		L
3/29	Georgia	1-5		L
4/3	at South Florida	5-4	W	
4/4	at Florida	0-6		L
4/11	at Tennessee	5-4	W	
4/16	at Clemson	1-8		L
4/17	at Duke	0-6		L
4/29	at Vanderbilt *	1-5		L

* SEC Tournament (Nashville, Tenn.)

1993-94

Overall: 19-7 (.731)

SEC: 6-5 (.545) • T-5th Place

Final Ranking: 24th ITA

Coach: Arlo Elkins

Date	Opponent	Score	W	L
2/5	Davidson	7-0	W	
2/5	Furman	7-0	W	
2/6	North Carolina	8-1	W	
2/6	Charlotte	7-0	W	
2/11	Boston College	9-0	W	
2/13	Arkansas	5-2	W	
2/13	College of Charleston	7-0	W	
2/26	Vanderbilt	5-4	W	
2/27	Auburn	5-4	W	
3/7	at Mississippi State	5-1	W	
3/8	at Ole Miss	2-5		L
3/11	at Utah	9-0	W	
3/12	at BYU	5-3	W	
3/20	Florida	0-6		L
3/23	Kansas State	9-0	W	
3/25	Tennessee	6-1	W	
3/30	Clemson	5-4	W	
4/1	at Duke	2-7		L
4/10	at Kentucky	0-5		L
4/14	at LSU	5-1	W	
4/15	at TCU	6-0	W	
4/17	at Texas A&M	5-1	W	
4/21	at Georgia	2-7		L
4/23	Alabama	4-5		L
4/28	vs. LSU *	5-2	W	
4/29	vs. Kentucky *	2-5		L

* SEC Tournament (Fayetteville, Ark.)

1994-95

Overall: 22-7 (.759)

SEC: 7-4 (.636) • 4th Place

Post-Season: NCAA Round of 16

Final Ranking: 11th ITA

Coach: Arlo Elkins

Date	Opponent	Score	W	L
2/11	Boston College	6-3	W	
2/11	Georgia Southern	7-2	W	
2/18	Furman	7-0	W	
2/25	College of Charleston	7-0	W	
2/25	Davidson	7-0	W	
3/3	Mississippi State	8-1	W	
3/6	at Auburn	6-0	W	
3/7	at Alabama	6-3	W	
3/9	at Vanderbilt	3-6		L
3/11	at Arkansas	5-1	W	
3/13	Kentucky	5-1	W	
3/15	TCU	6-0	W	
3/16	Texas A&M	6-0	W	
3/18	at Wake Forest	2-7		L
3/22	BYU	5-1	W	
3/24	LSU	5-1	W	
3/25	Utah	9-0	W	
4/2	at Florida State	6-3	W	
4/4	at Clemson	5-3	W	
4/7	Ole Miss	5-2	W	
4/9	at Florida	0-6		L
4/11	Duke	5-4	W	
4/15	at Tennessee	3-5		L
4/23	Georgia	1-5		L
4/27	vs. Arkansas *	6-0	W	
4/28	vs. Vanderbilt *	5-1	W	
4/29	vs. Florida *	0-5		L
5/12	vs. BYU ^	5-2	W	
5/13	vs. Georgia ^	0-5		L

* SEC Tournament (Auburn, Ala.)

^ NCAA Championship (Malibu, Calif.)

1995-96

Overall: 17-10 (.630)

SEC: 9-2 (.818) • 4th Place

Post-Season: NCAA Regionals

Final Ranking: 15th ITA

Coach: Arlo Elkins

Date	Opponent	Score	W	L
2/9	Georgia Southern	6-3	W	
2/10	Boston College	7-2	W	
2/10	College of Charleston	8-1	W	
2/17	Wake Forest	3-6		L
2/18	N.C. State	6-2	W	
2/22	vs. UCLA *	0-7		L
2/23	vs. Notre Dame *	2-5		L
2/24	vs. Pepperdine *	2-5		L
3/2	Florida	0-9		L
3/5	at TCU	7-2	W	
3/7	at LSU	6-0	W	
3/9	Alabama	5-1	W	
3/12	Clemson	5-3	W	
3/16	at BYU	4-5		L
3/17	at Utah	5-4	W	

3/22	Tennessee	6-3	W	
3/24	Vanderbilt	5-4	W	
3/29	at Ole Miss	1-8		L
3/31	at Mississippi State	6-3	W	
4/6	Arkansas	5-1	W	
4/9	at Duke	1-5		L
4/14	Auburn	5-2	W	
4/17	at Georgia	6-3	W	
4/21	at Kentucky	6-0	W	
4/26	Georgia ^	4-5		L
5/3	Florida State ~	5-2	W	
5/4	Clemson ~	4-5		L

* National Indoors (Madison, Wis.)

^ SEC Tournament (Gainesville, Fla.)

~ NCAA Regionals (Columbia, S.C.)

1996-97

Overall: 15-10 (.600)

SEC: 5-6 (.455) • T-6th Place

Post-Season: NCAA Regionals

Final Ranking: 17th ITA

Coach: Arlo Elkins

Date	Opponent	Score	W	L
2/2	at Wake Forest	1-8		L
2/8	College of Charleston	8-1	W	
2/22	at N.C. State	5-1	W	
2/23	South Florida	6-3	W	
3/6	Mississippi State	7-2	W	
3/10	at Arkansas	4-5		L
3/12	at Alabama	4-5		L
3/13	at Auburn	5-1	W	
3/15	at Vanderbilt	3-6		L
3/17	TCU	7-2	W	
3/22	at BYU	7-2	W	
3/24	at Utah	7-2	W	
3/27	Ole Miss	2-7		L
3/29	LSU	5-4	W	
3/31	Duke	1-5		L
4/3	at Tennessee	3-6		L
4/5	at Florida	0-9		L
4/7	Kentucky	5-1	W	
4/12	Georgia	5-4	W	
4/13	at Clemson	5-4	W	
4/17	vs. Arkansas *	5-3	W	
4/18	vs. Florida *	1-5		L
5/9	vs. Marquette ^	5-3	W	
5/10	vs. Indiana ^	5-2	W	
5/11	vs. Wisconsin ^	3-5		L

* SEC Tournament (Athens, Ga.)

^ NCAA Regionals (South Bend, Ind.)

1997-98

Overall: 12-12 (.500)

SEC: 5-6 (.455) • 7th Place

Post-Season: NCAA Regionals

Final Ranking: 33rd ITA

Coach: Arlo Elkins

Date	Opponent	Score	W	L
1/19	Davidson	9-0	W	
2/7	Charleston Southern	8-1	W	
2/7	College of Charleston	9-0	W	
2/14	Wake Forest	2-7		L



YEARLY RESULTS

INTRODUCTION
SEASON PREVIEW
TENNIS STAFF
THE GAMECOCKS
SEASON IN REVIEW
HISTORY & RECORDS

2/22	Auburn	8-1	W
2/28	Alabama	9-0	W
3/1	Arkansas	4-5	L
3/4	Vanderbilt	4-5	L
3/7	at Georgia	1-7	L
3/9	at LSU	5-4	W
3/12	at TCU	3-6	L
3/18	Clemson	7-2	W
3/21	at BYU	3-6	L
3/22	at Utah	5-1	W
3/26	Tennessee	3-6	L
3/28	Florida	0-6	L
4/3	at Ole Miss	1-6	L
4/5	at Mississippi State	5-1	W
4/8	at Duke	0-6	L
4/12	at Kentucky	5-4	W
4/16	vs. Mississippi State *	6-3	W
4/17	vs. Georgia *	1-5	L
5/15	vs. N.C. State ^	5-2	W
5/16	vs. Vanderbilt ^	0-5	L

* SEC Tournament (Lexington, Ky.)
^ NCAA Regionals (Knoxville, Tenn.)

1998-99

Overall: 18-8 (.692)
SEC: 6-5 (.545) • 4th Place
Post-Season: NCAA Round of 16
Final Ranking: 12th ITA
Coach: Arlo Elkins

Date	Opponent	Score	W	L
2/13	at Furman	9-0	W	
2/21	Kentucky	6-2	W	
2/27	at Wake Forest	5-4	W	
2/28	South Florida	9-0	W	
3/5	Utah	9-0	W	
3/7	at Auburn	6-0	W	
3/9	at Alabama	5-1	W	
3/12	BYU	8-1	W	
3/14	at UNLV	9-0	W	
3/17	TCU	8-1	W	
3/21	at Arkansas	4-5		L
3/26	at Vanderbilt	6-3	W	
3/28	at Tennessee	4-5		L
4/2	N.C. State	8-1	W	
4/4	at Florida	1-8		L
4/7	at Clemson	8-1	W	
4/9	Ole Miss	3-5		L
4/11	Mississippi State	7-2	W	
4/14	Duke	2-7		L
4/17	LSU	7-2	W	
4/18	Georgia	1-5		L
4/23	vs. Vanderbilt *	5-3	W	
4/24	vs. Florida *	1-5		L
5/15	Furman ^	5-1	W	
5/16	Wake Forest ^	5-2	W	
5/20	vs. Georgia ~	1-5		L

* SEC Tournament (Baton Rouge, La.)
^ NCAA Regionals (Columbia, S.C.)
~ NCAA Championships (Gainesville, Fla.)

1999-00

Overall: 16-12 (.571)
SEC: 6-5 (.545) • 6th Place
Post-Season: NCAA Round of 32
Final Ranking: 20th ITA
Coach: Arlo Elkins

Date	Opponent	Score	W	L
2/5	College of Charleston	8-0	W	
2/5	Davidson	8-0	W	
2/9	Furman	8-0	W	
2/11	Arkansas	7-2	W	
2/13	Georgia Tech	6-2	W	
2/17	vs. Stanford *	0-8		L
2/18	vs. William & Mary *	3-4		L
2/19	vs. Northwestern *	2-5		L
2/22	North Carolina	7-2	W	
2/24	Virginia Tech	7-1	W	
2/26	at Kentucky	6-3	W	
3/3	Clemson	5-4	W	
3/5	at LSU	5-4	W	
3/7	at TCU	1-5		L
3/10	at N.C. State	9-0	W	
3/18	Wake Forest	3-6		L
3/21	Auburn	6-3	W	
3/25	Florida	1-7		L
3/28	at Georgia	2-7		L
4/1	Alabama	6-0	W	
4/7	at Mississippi State	5-4	W	
4/9	at Ole Miss	0-6		L
4/14	Vanderbilt	3-6		L
4/16	Tennessee	1-5		L
4/20	vs. Auburn ^	5-2	W	
4/21	vs. Vanderbilt ^	3-5		L
5/13	vs. Western Michigan ~	5-1	W	
5/14	at Notre Dame ~	1-5		L

* National Indoors (Madison, Wis.)
^ SEC Tournament (Baton Rouge, La.)
~ NCAA Regionals (South Bend, Ind.)

2000-01

Overall: 15-9 (.625)
SEC: 7-4 (.636) • 5th Place
Post-Season: NCAA Round of 32
Final Ranking: 21st ITA
Coach: Arlo Elkins

Date	Opponent	Score	W	L
2/6	Furman	6-1	W	
2/8	Middle Tennessee State	7-0	W	
2/10	N.C. State	5-2	W	
2/20	College of Charleston	7-0	W	
2/24	at Florida	1-6		L
2/27	at Wake Forest	3-4		L
3/3	at Clemson	6-1	W	
3/4	Georgia	3-4		L
3/6	at North Carolina	3-4		L
3/10	at Alabama	5-2	W	
3/11	at Georgia Tech	6-1	W	
3/13	at Auburn	5-2	W	
3/16	at Arkansas	4-2	W	
3/18	TCU	3-4		L
3/23	Ole Miss	4-3	W	

3/25	Mississippi State	6-1	W
4/1	Kentucky	4-3	W
4/6	at Vanderbilt	0-6	L
4/8	at Tennessee	1-6	L
4/11	LSU	5-2	W
4/19	vs. Auburn *	4-1	W
4/20	vs. Georgia *	1-4	L
5/12	vs. Florida State ^	4-1	W
5/13	at Arizona State ^	2-4	L

* SEC Tournament (Starkville, Miss.)
^ NCAA Regionals (Tempe, Ariz.)

2001-02

Overall: 17-8 (.680)
SEC: 7-4 (.636) • T-4th Place, East
Post-Season: NCAA Round of 32
Final Ranking: 16th ITA
Coach: Arlo Elkins

Date	Opponent	Score	W	L
1/25	BYU	6-1	W	
2/2	Middle Tennessee State	6-1	W	
2/6	Furman	6-1	W	
2/9	Clemson	6-1	W	
2/16	Georgia Tech	2-5		L
2/18	Harvard	4-2	W	
2/23	N.C. State	7-0	W	
3/1	at Mississippi State	5-1	W	
3/3	at Ole Miss	4-1	W	
3/8	LSU	6-1	W	
3/10	Arkansas	6-1	W	
3/13	at College of Charleston	7-0	W	
3/15	Vanderbilt	1-6		L
3/17	at Kentucky	3-4		L
3/25	VCU	2-5		L
3/29	at Auburn	5-2	W	
3/31	at Alabama	4-3	W	
4/5	Georgia	3-4		L
4/7	Tennessee	5-2	W	
4/13	Florida	2-4		L
4/19	Tennessee *	4-1	W	
4/20	Georgia *	4-2	W	
4/21	Florida *	0-4		L
5/11	Hampton ^	4-1	W	
5/12	VCU ^	1-4		L

* SEC Tournament (Columbia, S.C.)
^ NCAA Regionals (Columbia, S.C.)

2002-03

Overall: 14-11 (.560)
SEC: 5-6 (.455) • 6th Place, East
Post-Season: NCAA Round of 32
Final Ranking: 46th ITA
Coach: Arlo Elkins

Date	Opponent	Score	W	L
1/29	College of Charleston	6-1	W	
2/5	at Furman	4-3	W	
2/15	at Clemson	1-6		L
2/22	N.C. State	6-1	W	
2/23	Middle Tennessee State	5-2	W	
2/28	Mississippi State	7-0	W	
3/2	Ole Miss	4-3	W	
3/7	at LSU	5-2	W	

YEARLY RESULTS



GAMECOCK WOMEN'S TENNIS

3/9	at Arkansas	6-1	W
3/12	at Georgia Tech	0-7	L
3/14	at Vanderbilt	0-7	L
3/16	Kentucky	3-4	L
3/18	Tulsa	5-2	W
3/21	at Utah State	7-0	W
3/22	at BYU	2-5	L
3/23	at Utah	6-1	W
3/28	Auburn	5-2	W
3/30	Alabama	1-6	L
4/4	at Georgia	0-7	L
4/6	at Tennessee	1-4	L
4/12	at Florida	0-7	L
4/17	vs. Auburn *	4-1	W
4/18	vs. Georgia *	0-4	L
5/9	vs. Pennsylvania ^	4-3	W
5/10	at Duke ^	0-4	L

* SEC Tournament (Knoxville, Tenn.)

^ NCAA Regionals (Durham, N.C.)

2003-04

Overall: 14-10 (.583)


SEC: 5-6 (.455) • 6th Place, East

Post-Season: NCAA Round of 32

Final Ranking: 33rd ITA

Coach: Arlo Elkins

Date	Opponent	Score	W	L
1/28	Davidson	7-0	W	
2/4	Furman	5-2	W	
2/7	vs. Maryland *	5-2	W	
2/8	at Michigan	2-5		L
2/14	Clemson	3-4		L
2/27	Arkansas	7-0	W	
2/29	LSU	6-1	W	
3/1	Chattanooga	7-0	W	
3/5	at Kentucky	2-5		L
3/7	Vanderbilt	3-4		L
3/10	vs. Winthrop ^	6-1	W	
3/11	at College of Charleston	6-1	W	



Carolina Culik was a CoSIDA Academic All-American in 1990. She finished her freshman year ranked 26th in the nation and is one of three Gamecocks to record 100 career singles wins.

3/13	Harvard	5-2	W
3/19	at Alabama	3-4	L
3/21	at Auburn	7-0	W
3/26	Tennessee	3-4	L
3/28	Georgia	2-5	L
4/2	at Ole Miss	6-1	W
4/4	at Mississippi State	4-3	W
4/7	Marshall	5-2	W
4/11	Florida	0-7	L
4/15	vs. Ole Miss ~	3-4	L
5/15	vs. Wake Forest +	4-1	W
5/16	at Clemson +	1-4	L

* At Ann Arbor, Mich.

^ At Charleston, S.C.

~ SEC Tournament (Nashville, Tenn.)

+ NCAA Regionals (Clemson, S.C.)

2004-05

Overall: 15-9 (.625)

SEC: 6-5 (.545) • 6th Place, East

Post-Season: NCAA Round of 32

Final Ranking: 23rd ITA

Coach: Arlo Elkins

Date	Opponent	Score	W	L
2/1	at Furman	4-3	W	
2/4	Michigan	4-3	W	
2/6	Maryland	7-0	W	
2/16	College of Charleston	7-0	W	
2/23	Winthrop	6-1	W	
3/4	at Arkansas	6-1	W	
3/6	at LSU	3-4		L
3/8	BYU	1-4		L
3/11	Kentucky	3-4		L
3/13	at Vanderbilt	5-2	W	
3/16	at Clemson	2-5		L
3/25	Alabama	4-3	W	
3/27	Auburn	5-0	W	
4/1	at Tennessee	2-5		L
4/3	at Georgia	0-4		L
4/5	USC-Aiken	7-0	W	
4/8	Ole Miss	4-3	W	
4/10	Mississippi State	4-3	W	
4/12	at Francis Marion	7-0	W	
4/16	at Florida	0-4		L
4/21	vs. Arkansas *	4-1	W	
4/22	vs. Florida *	0-4		L
5/13	vs. Nebraska ^	4-0	W	
5/15	at Georgia ^	0-4		L

* SEC Tournament (Tuscaloosa, Ala.)

^ NCAA Regionals (Athens, Ga.)

2005-06

Overall: 12-11 (.522)

SEC: 4-7 (.364) • 6th Place, East

Post-Season: NCAA Round of 64

Final Ranking: 41st ITA

Coach: Arlo Elkins

Date	Opponent	Score	W	L
1/25	College of Charleston	7-0	W	
1/29	Davidson	7-0	W	
1/31	Furman	7-0	W	
2/3	at Maryland	3-4		L

2/4	vs. Michigan *	6-1	W
2/19	Clemson	4-3	W
2/25	at Brown	5-2	W
2/26	at Harvard	3-4	L
3/3	at Mississippi State	6-1	W
3/5	at Ole Miss	4-3	W
3/10	Georgia	1-6	L
3/12	Tennessee	3-4	L
3/19	Winthrop	6-1	W
3/24	LSU	6-1	W
3/26	Arkansas	3-4	L
3/31	at Auburn	6-1	W
4/2	at Alabama	3-4	L
4/7	at Kentucky	2-5	L
4/9	Vanderbilt	2-5	L
4/15	Florida	0-4	L
4/20	vs. Ole Miss ^	4-1	W
4/21	at Florida ^	0-4	L
5/12	vs. Wake Forest ~	1-4	L

* At College Park, Md.

^ SEC Tournament (Gainesville, Fla.)

~ NCAA Regionals (Chapel Hill, N.C.)

2006-07

Overall: 16-7 (.696)

SEC: 8-3 (.727) • 4th Place, East

Post-Season: NCAA Round of 64

Final Ranking: 32nd ITA

Coach: Arlo Elkins

Date	Opponent	Score	W	L
1/24	East Tennessee State	6-1	W	
1/30	at Furman	7-0	W	
2/7	Winthrop	7-0	W	
2/11	Davidson	7-0	W	
2/18	South Carolina State	7-0	W	
2/24	at N.C. State	1-6		L
2/25	at Clemson	2-5		L
2/28	Marshall	6-1	W	
3/2	Mississippi State	7-0	W	
3/4	Ole Miss	7-0	W	
3/9	at Georgia	2-5		L
3/11	at Tennessee	4-2	W	
3/15	at College of Charleston	6-1	W	
3/17	Troy	6-1	W	
3/23	at LSU	4-3	W	
3/25	at Arkansas	7-0	W	
3/30	Auburn	4-3	W	
4/1	Alabama	7-0	W	
4/6	Kentucky	4-3	W	
4/8	at Vanderbilt	2-5		L
4/14	at Florida	1-4		L
4/20	vs. Tennessee *	3-4		L
5/12	vs. Wichita State ^	3-4		L

* SEC Tournament (Lexington, Ky.)

^ NCAA Regionals (Coral Gables, Fla.)



SERIES RESULTS

INTRODUCTION
SEASON PREVIEW
TENNIS STAFF
THE GAMECOCKS
SEASON IN REVIEW
HISTORY & RECORDS

Alabama 10-7

3/8/1980	Home	9-0	Win
2/18/1992	Home	4-5	Loss
3/8/1993	Away	2-6	Loss
4/23/1994	Home	4-5	Loss
3/7/1995	Away	6-3	Win
3/9/1996	Home	5-1	Win
3/12/1997	Away	4-5	Loss
2/28/1998	Home	9-0	Win
3/9/1999	Away	5-1	Win
4/1/2000	Home	6-0	Win
3/10/2001	Away	5-2	Win
3/31/2002	Away	4-3	Win
3/30/2003	Home	1-6	Loss
3/19/2004	Away	3-4	Loss
3/25/2005	Home	4-3	Win
4/2/2006	Away	3-4	Loss
4/1/2007	Home	7-0	Win

Appalachian State 3-0

3/10/1979	Home	9-0	Win
3/2/1985	Home	6-0	Win
2/28/1986	Home	9-0	Win

Arizona 0-1

3/26/1988	Neutral	2-5	Loss
-----------	---------	-----	------

Arizona State 0-2

3/25/1988	Away	2-7	Loss
5/13/2001	Away	2-4	Loss

Arkansas 17-3

3/19/1990	Home	6-1	Win
3/17/1992	Home	8-1	Win
3/13/1993	Away	6-1	Win
2/13/1994	Home	5-2	Win
3/11/1995	Away	5-1	Win
4/27/1995	Neutral	6-0	Win
4/6/1996	Home	5-1	Win
3/10/1997	Away	4-5	Loss
4/17/1997	Neutral	5-3	Win
3/1/1998	Home	5-4	Win
3/21/1999	Away	4-5	Loss
2/11/2000	Home	7-2	Win
3/16/2001	Away	4-2	Win
3/10/2002	Home	6-1	Win
3/9/2003	Away	6-1	Win
2/27/2004	Home	7-0	Win
3/4/2005	Away	6-1	Win
4/21/2005	Neutral	4-1	Win
3/26/2006	Home	3-4	Loss
3/25/2007	Away	7-0	Win

Auburn 22-2

3/1/1985	Home	5-2	Win
11/10/1985	Neutral	4-5	Loss
2/8/1987	Neutral	6-2	Win
3/22/1988	Home	7-2	Win
3/21/1989	Home	5-4	Win
3/25/1992	Home	5-2	Win
3/9/1993	Away	3-5	Loss
2/27/1994	Home	5-4	Win

3/6/1995	Away	6-0	Win
4/14/1996	Home	5-2	Win
3/13/1997	Away	5-1	Win
2/22/1998	Home	8-1	Win
3/7/1999	Away	6-0	Win
3/21/2000	Home	6-3	Win
4/20/2000	Neutral	5-2	Win
3/13/2001	Away	5-2	Win
4/19/2001	Neutral	4-1	Win
3/29/2002	Away	5-2	Win
3/28/2003	Home	5-2	Win
4/17/2003	Neutral	4-1	Win
3/21/2004	Away	7-0	Win
3/27/2005	Home	5-0	Win
3/31/2006	Away	6-1	Win
3/30/2007	Home	4-3	Win

Boston College 9-0

3/2/1987	Home	8-1	Win
2/29/1988	Home	9-0	Win
3/31/1989	Home	5-3	Win
3/30/1990	Home	7-1	Win
2/16/1992	Home	9-0	Win
2/12/1993	Home	9-0	Win
2/11/1994	Home	9-0	Win
2/11/1995	Home	6-3	Win
2/10/1996	Home	7-2	Win

Brown 1-0

2/25/2006	Away	5-2	Win
-----------	------	-----	-----

BYU 8-8

6/5/1980	Neutral	3-6	Loss
5/12/1988	Neutral	4-5	Loss
2/24/1989	Away	2-7	Loss
3/29/1991	Neutral	3-5	Loss
3/21/1992	Away	6-3	Win
3/22/1993	Home	5-3	Win
3/12/1994	Away	5-3	Win
3/22/1995	Home	5-1	Win
5/12/1995	Neutral	5-2	Win
3/16/1996	Away	4-5	Loss
3/22/1997	Away	7-2	Win
3/21/1998	Away	3-6	Loss
3/12/1999	Home	8-1	Win
1/25/2002	Home	6-1	Win
3/22/2003	Away	2-5	Loss
3/8/2005	Home	1-4	Loss

California 0-2

3/14/1986	Neutral	1-8	Loss
3/13/1987	Away	4-5	Loss

Charleston Southern 1-0

2/7/1998	Home	8-1	Win
----------	------	-----	-----

Charlotte 2-0

3/27/1986	Home	9-0	Win
2/6/1994	Home	7-0	Win

Chattanooga 4-0

1978	—	5-4	Win
------	---	-----	-----

1978	—	6-3	Win
4/15/1979	Home	8-1	Win
3/1/2004	Home	7-0	Win

Cincinnati 2-0

4/18/1985	Neutral	9-0	Win
4/18/1986	Neutral	9-0	Win

Clemson 22-20

3/25/1976	Home	8-1	Win
4/7/1976	Away	5-4	Win
3/5/1977	Away	4-5	Loss
3/24/1977	Home	4-5	Loss
3/5/1978	Home	2-7	Loss
4/12/1978	Away	1-8	Loss
4/20/1979	Home	8-1	Win
4/19/1980	Away	5-4	Win
5/10/1980	Neutral	6-3	Win
6/7/1980	Neutral	4-5	Loss
4/17/1981	Home	2-7	Loss
5/7/1981	Neutral	4-5	Loss
10/5/1981	Home	8-1	Win
4/18/1982	Away	6-3	Win
10/2/1982	Home	5-4	Win
3/6/1983	Neutral	5-2	Win
10/2/1983	Home	1-8	Loss
3/10/1984	Away	0-9	Loss
3/8/1985	Away	3-6	Loss
11/8/1985	Away	0-9	Loss
11/2/1986	Away	0-9	Loss
3/22/1987	Away	6-3	Win
2/24/1990	Home	7-2	Win
2/24/1991	Neutral	5-4	Win
3/28/1992	Home	1-6	Loss
4/16/1993	Away	1-8	Loss
3/30/1994	Home	5-4	Win
4/4/1995	Away	5-3	Win
3/12/1996	Home	5-3	Win
5/4/1996	Home	4-5	Loss
4/13/1997	Away	5-4	Win
3/18/1998	Home	7-2	Win
4/7/1999	Away	8-1	Win
3/3/2000	Home	5-4	Win
3/3/2001	Away	6-1	Win
2/9/2002	Home	6-1	Win
2/15/2003	Away	1-6	Loss
2/14/2004	Home	3-4	Loss
5/16/2004	Away	1-4	Loss
3/16/2005	Away	2-5	Loss
2/19/2006	Home	4-3	Win
2/25/2007	Away	2-5	Loss

Coastal Carolina 1-0

3/11/1991	Home	8-0	Win
-----------	------	-----	-----

College of Charleston 17-2

1978	—	3-6	Loss
1978	—	3-6	Loss
3/14/1979	Away	9-0	Win
4/10/1979	Home	8-1	Win
3/11/1980	Home	8-1	Win
3/27/1985	Home	9-0	Win

2/13/1994	Home	7-0	Win
2/25/1995	Home	7-0	Win
2/10/1996	Home	8-1	Win
2/8/1997	Home	8-1	Win
2/7/1998	Home	9-0	Win
2/5/2000	Home	8-0	Win
2/20/2001	Home	7-0	Win
3/13/2002	Away	7-0	Win
1/29/2003	Home	6-1	Win
3/11/2004	Away	6-1	Win
2/16/2005	Home	7-0	Win
1/25/2006	Home	7-0	Win
3/15/2007	Away	6-1	Win

Colorado 2-0

3/28/1989	Home	7-2	Win
4/1/1990	Home	6-0	Win

Converse 3-0

1978	—	9-0	Win
3/5/1979	Away	9-0	Win
3/4/1980	Home	9-0	Win

Davidson 7-1

1975	—	0-9	Loss
2/5/1994	Home	7-0	Win
2/25/1995	Home	7-0	Win
1/19/1998	Home	9-0	Win
2/5/2000	Home	8-0	Win
1/28/2004	Home	7-0	Win
1/29/2006	Home	7-0	Win
2/11/2007	Home	7-0	Win

Duke 4-11

1979	—	9-0	Win
5/11/1979	Neutral	6-3	Win
3/10/1985	Neutral	5-4	Win
4/2/1989	Away	0-6	Loss
2/25/1990	Home	3-6	Loss
3/30/1991	Neutral	1-7	Loss
3/29/1992	Home	1-5	Loss
4/17/1993	Away	0-6	Loss
4/1/1994	Away	2-7	Loss
4/11/1995	Home	5-4	Win
4/9/1996	Away	1-5	Loss
3/31/1997	Home	1-5	Loss
4/8/1998	Away	0-6	Loss
4/14/1999	Home	2-7	Loss
5/10/2003	Away	0-4	Loss

East Tennessee State 1-0

1/24/2007	Home	6-1	Win
-----------	------	-----	-----

Flagler 1-0

3/31/1979	Away	9-0	Win
-----------	------	-----	-----

Florida 2-31

3/25/1979	Away	4-5	Loss
6/7/1979	Neutral	1-8	Loss
2/28/1981	Home	1-6	Loss
3/29/1981	Home	5-4	Win
3/26/1982	Neutral	1-5	Loss

SERIES RESULTS



GAMECOCK WOMEN'S TENNIS

5/16/1982	Neutral	5-4	Win	2/12/1980	Away	9-0	Win	4/4/2003	Away	0-7	Loss	2/2/1992	Away	4-5	Loss
4/2/1983	Away	4-5	Loss	2/23/1982	—	9-0	Win	4/18/2003	Neutral	0-4	Loss	3/18/1993	Home	5-2	Win
3/3/1984	Home	2-7	Loss	2/17/1983	Away	9-0	Win	3/28/2004	Home	2-5	Loss	4/10/1994	Away	0-5	Loss
3/10/1989	Away	1-5	Loss	4/24/1984	Home	5-4	Win	4/3/2005	Away	0-4	Loss	4/29/1994	Neutral	2-5	Loss
2/23/1990	Home	1-5	Loss	4/2/1985	Home	8-1	Win	5/15/2005	Away	0-4	Loss	3/13/1995	Home	5-1	Win
2/23/1991	Away	0-8	Loss	2/27/1986	Home	7-2	Win	3/10/2006	Home	1-6	Loss	4/21/1996	Away	6-0	Win
3/27/1992	Home	0-6	Loss	4/8/1987	Home	8-1	Win	3/9/2007	Away	2-5	Loss	4/7/1997	Home	5-1	Win
4/4/1993	Away	0-6	Loss	1/21/1990	Home	9-0	Win	Georgia Southern 4-0				4/12/1998	Away	5-4	Win
3/20/1994	Home	0-6	Loss	2/5/1994	Home	7-0	Win	1978	—	9-0	Win	2/21/1999	Home	6-2	Win
4/9/1995	Away	0-6	Loss	2/18/1995	Home	7-0	Win	1978	—	8-1	Win	2/26/2000	Away	6-3	Win
4/29/1995	Neutral	0-5	Loss	2/13/1999	Away	9-0	Win	2/11/1995	Home	7-2	Win	4/1/2001	Home	4-3	Win
3/2/1996	Home	0-9	Loss	5/15/1999	Home	5-1	Win	2/9/1996	Home	6-3	Win	3/17/2002	Away	3-4	Loss
4/5/1997	Away	0-9	Loss	2/9/2000	Home	8-0	Win	Georgia Tech 4-2				3/16/2003	Home	3-4	Loss
4/18/1997	Neutral	1-5	Loss	2/6/2001	Home	6-1	Win	2/24/1985	Home	8-1	Win	3/5/2004	Away	2-5	Loss
3/28/1998	Home	0-6	Loss	2/6/2002	Home	6-1	Win	3/16/1991	Home	6-3	Win	3/11/2005	Home	3-4	Loss
4/4/1999	Away	1-8	Loss	2/5/2003	Away	4-3	Win	2/13/2000	Home	6-2	Win	4/7/2006	Away	2-5	Loss
4/24/1999	Neutral	1-5	Loss	2/4/2004	Home	5-2	Win	3/11/2001	Away	6-1	Win	4/6/2007	Home	4-3	Win
3/25/2000	Home	1-7	Loss	2/1/2005	Away	4-3	Win	2/16/2002	Home	2-5	Loss	Long Beach State 1-0			
2/24/2001	Away	1-6	Loss	1/31/2006	Home	7-0	Win	3/12/2003	Away	0-7	Loss	3/10/1987	Away	8-0	Win
4/13/2002	Home	2-4	Loss	1/30/2007	Away	7-0	Win	Hampton 1-0				Louisiana-Monroe 1-1			
4/21/2002	Home	0-4	Loss	Georgia 14-33				5/11/2002	Home	4-1	Win	4/13/1985	Home	3-6	Loss
4/12/2003	Away	0-7	Loss	1974	—	5-4	Win	Harvard 2-1				4/2/1991	Home	6-0	Win
4/11/2004	Home	0-7	Loss	1974	—	0-9	Loss	2/18/2002	Home	4-2	Win	Louisville 1-0			
4/16/2005	Away	0-4	Loss	1977	—	3-6	Loss	3/13/2004	Home	5-2	Win	4/17/1986	Neutral	9-0	Win
4/22/2005	Neutral	0-4	Loss	1978	—	4-5	Loss	2/26/2006	Away	3-4	Loss	LSU 16-2			
4/15/2006	Home	0-4	Loss	1978	—	6-3	Win	Houston 1-1				2/22/1985	Home	4-5	Loss
4/21/2006	Away	0-4	Loss	1978	—	6-3	Win	3/8/1986	Away	4-5	Loss	3/9/1992	Away	5-1	Win
4/14/2007	Away	1-4	Loss	2/25/1979	Away	8-1	Win	4/4/1987	Away	8-1	Win	3/25/1993	Home	5-1	Win
Florida State 14-1				1979	Home	8-1	Win	Indiana 2-9				4/14/1994	Away	5-1	Win
3/24/1979	Away	9-0	Win	1980	Away	9-0	Win	5/14/1983	Neutral	2-7	Loss	4/28/1994	Neutral	5-2	Win
1982	—	7-2	Win	2/22/1980	Home	6-3	Win	3/15/1985	Neutral	1-8	Loss	3/24/1995	Home	5-1	Win
1982	—	5-3	Win	1981	Home	6-3	Win	2/15/1986	Away	1-8	Loss	3/7/1996	Away	6-0	Win
1984	—	5-4	Win	1981	Away	7-2	Win	3/21/1986	Neutral	2-7	Loss	3/29/1997	Home	5-4	Win
1984	—	4-5	Loss	1982	Neutral	6-3	Win	2/13/1987	Away	2-6	Loss	3/9/1998	Away	5-4	Win
3/22/1985	Away	5-4	Win	1983	Home	6-3	Win	3/18/1987	Away	3-5	Loss	4/17/1999	Home	7-2	Win
4/19/1986	Neutral	5-4	Win	1984	Away	1-8	Loss	2/12/1988	Away	5-4	Win	3/5/2000	Away	5-4	Win
2/7/1987	Away	5-0	Win	10/5/1984	Home	2-7	Loss	3/17/1988	Home	2-7	Loss	4/11/2001	Home	5-2	Win
4/26/1987	Neutral	6-3	Win	3/9/1985	Neutral	5-4	Win	2/17/1989	Away	0-9	Loss	3/8/2002	Home	6-1	Win
3/19/1988	Home	7-1	Win	4/10/1985	Home	2-7	Loss	2/16/1991	Away	2-7	Loss	3/7/2003	Away	5-2	Win
4/24/1988	Away	7-2	Win	3/22/1986	Neutral	1-8	Loss	5/10/1997	Neutral	5-2	Win	2/29/2004	Home	6-1	Win
4/8/1990	Home	6-2	Win	2/11/1987	Home	2-6	Loss	Iowa 2-0				3/6/2005	Away	3-4	Loss
4/2/1995	Away	6-3	Win	2/20/1988	Away	1-8	Loss	3/23/1980	Neutral	9-0	Win	3/24/2006	Home	6-1	Win
5/3/1996	Home	5-2	Win	2/2/1989	Home	1-5	Loss	2/16/1985	Neutral	8-1	Win	3/23/2007	Away	4-3	Win
5/12/2001	Neutral	4-1	Win	3/14/1990	Away	0-6	Loss	Kansas State 1-0				Marquette 1-0			
Francis Marion 3-0				3/15/1991	Home	0-6	Loss	3/23/1994	Home	9-0	Win	4/7/2004	Home	5-2	Win
1978	—	9-0	Win	3/6/1992	Away	0-6	Loss	Kentucky 11-13				2/28/2007	Home	7-0	Win
1978	—	9-0	Win	3/29/1993	Home	1-5	Loss	5/8/1980	Neutral	8-1	Win	Maryland 2-1			
4/12/2005	Away	7-0	Win	4/21/1994	Away	2-7	Loss	4/4/1985	Home	2-7	Loss	2/7/2004	Neutral	5-2	Win
Furman 24-6				4/23/1995	Home	1-5	Loss	4/12/1986	Away	2-7	Loss	2/6/2005	Home	7-0	Win
3/26/1974	Away	3-6	Loss	5/13/1995	Neutral	0-5	Loss	3/19/1987	Away	2-7	Loss	2/3/2006	Away	3-4	Loss
4/16/1974	Home	2-7	Loss	4/17/1996	Away	6-3	Win	3/11/1989	Neutral	3-6	Loss	Massachusetts 1-0			
3/26/1975	Away	0-9	Loss	4/26/1996	Home	4-5	Loss	1/27/1990	Home	6-3	Win	1980	Home	9-0	Win
4/16/1975	Home	0-9	Loss	4/12/1997	Home	5-4	Win	4/6/1991	Home	1-5	Loss				
4/8/1976	Away	4-5	Loss	3/7/1998	Away	1-7	Loss								
4/13/1976	Home	4-5	Loss	4/17/1998	Neutral	1-5	Loss								
3/14/1978	Home	9-0	Win	4/18/1999	Home	1-5	Loss								
4/4/1978	Away	8-1	Win	5/20/1999	Neutral	1-5	Loss								
3/19/1979	Home	9-0	Win	3/28/2000	Away	2-7	Loss								
4/5/1979	Away	9-0	Win	3/4/2001	Home	3-4	Loss								
				4/20/2001	Neutral	1-4	Loss								
				4/5/2002	Home	3-4	Loss								
				4/20/2002	Home	4-2	Win								



SERIES RESULTS

Miami (Fla.) 2-3

1979	Away	3-6	Loss
6/7/1979	Neutral	5-4	Win
6/4/1980	Neutral	5-4	Win
11/1/1986	Neutral	2-7	Loss
4/20/1988	Home	2-7	Loss

Miami (Ohio) 1-0

2/17/1985	Neutral	5-4	Win
-----------	---------	-----	-----

Michigan 2-1

2/8/2004	Away	2-5	Loss
2/4/2005	Home	4-3	Win
2/4/2006	Neutral	6-1	Win

Middle Tennessee State 4-0

2/24/1980	Away	9-0	Win
2/8/2001	Home	7-0	Win
2/2/2002	Home	6-1	Win
2/23/2003	Home	5-2	Win

Minnesota 1-0

3/22/1990	Neutral	8-1	Win
-----------	---------	-----	-----

Mississippi State 18-1

3/19/1989	Home	4-5	Loss
4/18/1992	Away	7-2	Win
4/23/1992	Neutral	5-0	Win
3/5/1993	Home	8-1	Win
3/7/1994	Away	5-1	Win
3/3/1995	Home	8-1	Win
3/31/1996	Away	6-3	Win
3/6/1997	Home	7-2	Win
4/5/1998	Away	5-1	Win
4/16/1998	Neutral	6-3	Win
4/11/1999	Home	7-2	Win
4/7/2000	Away	5-4	Win
3/25/2001	Home	6-1	Win
3/1/2002	Away	5-1	Win
2/28/2003	Home	7-0	Win
4/4/2004	Away	4-3	Win
4/10/2005	Home	4-3	Win
3/3/2006	Away	6-1	Win
3/2/2007	Home	7-0	Win

Nebraska 2-0

3/30/1985	Home	6-3	Win
5/13/2005	Neutral	4-0	Win

New Mexico 1-0

3/7/1986	Neutral	8-1	Win
----------	---------	-----	-----

North Carolina 10-6

1975	—	0-9	Loss
1979	Away	8-1	Win
5/12/1979	Neutral	8-1	Win
3/22/1980	Home	6-3	Win
5/9/1980	Neutral	6-3	Win
3/2/1986	Away	2-7	Loss
3/29/1987	Home	5-4	Win
3/20/1988	Home	9-0	Win
4/1/1989	Away	4-5	Loss

3/31/1990	Home	7-1	Win
3/31/1991	Away	5-3	Win
2/23/1992	Home	1-5	Loss
2/27/1993	Away	1-5	Loss
2/6/1994	Home	8-1	Win
2/22/2000	Home	7-2	Win
3/6/2001	Away	3-4	Loss

North Carolina State 11-2

1978	—	2-7	Loss
3/29/1985	Home	7-2	Win
3/1/1987	Home	9-0	Win
1/20/1990	Home	9-0	Win
2/18/1996	Home	6-2	Win
2/22/1997	Away	5-1	Win
5/15/1998	Neutral	5-2	Win
4/2/1999	Home	8-1	Win
3/10/2000	Away	9-0	Win
2/10/2001	Home	5-2	Win
2/23/2002	Home	7-0	Win
2/22/2003	Home	6-1	Win
2/24/2007	Away	1-6	Loss

North Florida 6-0

3/14/1985	Home	8-1	Win
4/6/1986	Home	6-3	Win
4/12/1987	Home	8-1	Win
4/10/1988	Home	7-2	Win
4/7/1989	Home	6-0	Win
4/7/1990	Home	6-0	Win

Northwestern 0-3

4/11/1986	Neutral	0-9	Loss
2/25/1989	Neutral	4-5	Loss
2/19/2000	Neutral	2-5	Loss

Notre Dame 1-3

2/15/1991	Neutral	1-8	Loss
3/14/1992	Home	7-2	Win
2/23/1996	Neutral	2-5	Loss
5/14/2000	Away	1-5	Loss

Ohio State 1-1

1978	—	3-6	Loss
3/28/1987	Home	7-2	Win

Oklahoma 2-0

3/9/1986	Neutral	8-1	Win
3/4/1988	Home	8-1	Win

Oklahoma State 0-4

3/12/1985	Home	3-6	Loss
3/20/1987	Neutral	1-8	Loss
4/3/1988	Home	2-5	Loss
2/22/1991	Neutral	1-8	Loss

Old Dominion 1-0

3/8/1979	Home	9-0	Win
----------	------	-----	-----

Ole Miss 10-12

2/16/1986	Home	3-6	Loss
4/13/1986	Neutral	2-5	Loss

10/5/1986	Home	7-2	Win
3/12/1991	Home	4-5	Loss
4/17/1992	Away	4-5	Loss
2/21/1993	Home	2-6	Loss
3/8/1994	Away	2-5	Loss
4/7/1995	Home	5-2	Win
3/29/1996	Away	1-8	Loss
3/27/1997	Home	2-7	Loss
4/3/1998	Away	1-6	Loss
4/9/1999	Home	3-5	Loss
4/9/2000	Away	0-6	Loss
3/23/2001	Home	4-3	Win
3/3/2002	Away	4-1	Win
3/2/2003	Home	4-3	Win
4/2/2004	Away	6-1	Win
4/15/2004	Neutral	3-4	Loss
4/8/2005	Home	4-3	Win
3/5/2006	Away	4-3	Win
4/20/2006	Neutral	4-1	Win
3/4/2007	Home	7-0	Win

Pacific 1-0

3/7/1987	Away	7-2	Win
----------	------	-----	-----

Pennsylvania 1-0

5/9/2003	Neutral	4-3	Win
----------	---------	-----	-----

Pepperdine 2-1

6/6/1979	Neutral	5-4	Win
3/8/1987	Away	7-2	Win
2/24/1996	Neutral	2-5	Loss

Presbyterian 2-0

2/27/1979	Away	9-0	Win
3/19/1985	Home	9-0	Win

Princeton 1-0

3/23/1985	Away	7-2	Win
-----------	------	-----	-----

Purdue 1-0

3/13/1985	Home	9-0	Win
-----------	------	-----	-----

Rice 1-0

4/2/1987	Neutral	5-4	Win
----------	---------	-----	-----

Richmond 2-0

2/26/1988	Home	9-0	Win
1/19/1990	Home	9-0	Win

Rollins 3-1

3/29/1979	Away	4-5	Loss
4/4/1980	Away	5-4	Win
3/24/1985	Away	7-1	Win
4/2/1986	Home	8-1	Win

San Diego 1-0

3/23/1990	Away	5-4	Win
-----------	------	-----	-----

San Diego State 1-4

6/4/1979	Neutral	3-6	Loss
3/27/1988	Neutral	5-4	Win
3/22/1989	Home	0-5	Loss

3/24/1990	Away	3-6	Loss
3/24/1991	Home	3-5	Loss

SIU-Edwardsville 1-0

3/18/1985	Home	5-4	Win
-----------	------	-----	-----

SMU 0-2

3/12/1986	Away	4-5	Loss
3/8/1988	Away	0-9	Loss

South Alabama 1-0

10/3/1986	Home	8-1	Win
-----------	------	-----	-----

South Carolina State 1-0

2/18/2007	Home	7-0	Win
-----------	------	-----	-----

South Florida 7-1

3/28/1979	Away	6-3	Win
4/3/1980	Away	9-0	Win
3/23/1986	Home	1-5	Loss
3/21/1987	Neutral	8-1	Win
3/12/1989	Away	7-2	Win
4/3/1993	Away	5-4	Win
2/23/1997	Home	6-3	Win
2/28/1999	Home	9-0	Win

Southern California 0-1

5/17/1982	Neutral	1-8	Loss
-----------	---------	-----	------

Southern Illinois 1-0

2/14/1988	Neutral	6-3	Win
-----------	---------	-----	-----

Stanford 0-1

2/17/2000	Neutral	0-8	Loss
-----------	---------	-----	------

TCU 14-3

6/6/1979	Neutral	5-4	Win
3/20/1981	Neutral	5-4	Win
3/18/1982	Home	7-2	Win
2/15/1987	Neutral	5-4	Win
3/7/1988	Away	5-4	Win
3/12/1990	Away	5-1	Win
3/18/1991	Home	6-2	Win
3/11/1992	Away	8-0	Win
3/16/1993	Home	5-1	Win
4/15/1994	Away	6-0	Win
3/15/1995	Home	6-0	Win
3/5/1996	Away	7-2	Win
3/17/1997	Home	7-2	Win
3/12/1998	Away	3-6	Loss
3/17/1999	Home	8-1	Win
3/7/2000	Away	1-5	Loss
3/18/2001	Home	3-4	Loss

Tennessee 16-18

4/15/1978	—	6-3	Win
4/15/1979	Away	6-3	Win
10/6/1979	Home	6-3	Win
3/4/1981	—	6-3	Win
5/8/1981	—	7-2	Win
4/24/1982	—	7-2	Win
2/19/1983	—	7-2	Win

SERIES RESULTS



GAMECOCK WOMEN'S TENNIS

2/26/1983	—	9-0	Win
10/14/1983	—	4-5	Loss
10/12/1984	—	4-5	Loss
2/14/1986	Neutral	3-6	Loss
2/14/1987	Neutral	7-2	Win
2/13/1988	Neutral	3-6	Loss
4/15/1989	Home	2-5	Loss
4/7/1991	Home	2-5	Loss
4/5/1992	Home	5-4	Win
4/24/1992	Neutral	1-5	Loss
4/11/1993	Away	5-4	Win
3/25/1994	Home	6-1	Win
4/15/1995	Away	3-5	Loss
3/22/1996	Home	6-3	Win
4/3/1997	Away	3-6	Loss
3/26/1998	Home	3-6	Loss
3/28/1999	Away	4-5	Loss
4/16/2000	Home	1-5	Loss
4/8/2001	Away	1-6	Loss
4/7/2002	Home	5-2	Win
4/19/2002	Home	4-1	Win
4/6/2003	Away	1-4	Loss
3/26/2004	Home	3-4	Loss
4/1/2005	Away	2-5	Loss
3/12/2006	Home	3-4	Loss
3/11/2007	Away	4-2	Win
4/20/2007	Neutral	3-4	Loss

Texas		1-2	
1980	Home	7-2	Win
3/14/1989	Home	1-8	Loss
3/6/1990	Away	2-5	Loss

Texas A&M		7-1	
3/11/1988	Away	5-4	Win
3/18/1989	Home	4-5	Loss
3/7/1990	Away	8-1	Win
3/23/1991	Home	5-2	Win
3/12/1992	Away	6-0	Win
3/20/1993	Home	5-4	Win
4/17/1994	Away	5-1	Win
3/16/1995	Home	6-0	Win

Toledo		1-0	
3/28/1985	Home	8-1	Win

Trinity		2-1	
3/10/1988	Away	2-6	Loss
3/9/1990	Away	6-3	Win
3/25/1991	Home	7-2	Win

Troy		1-0	
3/17/2007	Home	6-1	Win

Tulane		1-0	
4/20/1985	Neutral	6-0	Win

Tulsa		1-0	
3/18/2003	Home	5-2	Win

UC Irvine		1-0	
3/11/1987	Away	7-2	Win

UC Santa Barbara		1-0	
4/3/1987	Neutral	8-1	Win

UCLA		0-2	
5/11/1990	Neutral	0-6	Loss
2/22/1996	Neutral	0-7	Loss

UNLV		1-0	
3/14/1999	Away	9-0	Win

USC-Aiken		1-0	
4/5/2005	Home	7-0	Win

Utah		8-3	
2/27/1989	Away	4-5	Loss
2/20/1991	Home	3-6	Loss
3/23/1992	Away	5-4	Win
3/26/1993	Home	2-5	Loss
3/11/1994	Away	9-0	Win
3/25/1995	Home	9-0	Win
3/17/1996	Away	5-4	Win
3/24/1997	Away	7-2	Win
3/22/1998	Away	5-1	Win
3/5/1999	Home	9-0	Win
3/23/2003	Away	6-1	Win

Utah State		1-0	
3/21/2003	Away	7-0	Win

Vanderbilt		10-14	
2/23/1980	Away	8-1	Win
3/5/1986	Home	7-2	Win
2/18/1989	Neutral	6-3	Win
2/14/1992	Home	6-2	Win
3/11/1993	Away	3-5	Loss
4/29/1993	Away	1-5	Loss
2/26/1994	Home	5-4	Win
3/9/1995	Away	3-6	Loss
4/28/1995	Neutral	5-1	Win
3/24/1996	Home	5-4	Win
3/15/1997	Away	3-6	Loss
3/4/1998	Home	4-5	Loss
5/16/1998	Neutral	0-5	Loss
3/26/1999	Away	6-3	Win
4/23/1999	Neutral	5-3	Win
4/14/2000	Home	3-6	Loss
4/21/2000	Neutral	3-5	Loss
4/6/2001	Away	0-6	Loss
3/15/2002	Home	1-6	Loss
3/14/2003	Away	0-7	Loss
3/7/2004	Home	3-4	Loss
3/13/2005	Away	5-2	Win
4/9/2006	Home	2-5	Loss
4/8/2007	Away	2-5	Loss

VCU		0-2	
3/25/2002	Home	2-5	Loss
5/12/2002	Home	1-4	Loss

Virginia		3-0	
3/11/1979	Home	7-2	Win
3/14/1980	Home	8-1	Win
3/16/1985	Neutral	5-3	Win

Virginia Tech		8-0	
3/18/1979	Home	9-0	Win
5/10/1979	Neutral	9-0	Win
2/23/1985	Home	8-1	Win
4/19/1985	Neutral	7-2	Win
4/25/1987	Neutral	8-0	Win
4/16/1988	Home	9-0	Win
4/23/1988	Neutral	9-0	Win
2/24/2000	Home	7-1	Win

Wake Forest		9-9	
1978	—	5-4	Win
3/3/1985	Home	5-4	Win
3/25/1986	Home	6-3	Win
4/8/1989	Home	5-1	Win
4/13/1990	Away	5-1	Win
3/2/1991	Home	6-3	Win
4/11/1992	Away	3-5	Loss
2/14/1993	Home	2-5	Loss
3/18/1995	Away	2-7	Loss
2/17/1996	Home	3-6	Loss
2/2/1997	Away	1-8	Loss
2/14/1998	Home	2-7	Loss
2/27/1999	Away	5-4	Win
5/16/1999	Home	5-2	Win
3/18/2000	Home	3-6	Loss
2/27/2001	Away	3-4	Loss
5/15/2004	Neutral	4-1	Win
5/12/2006	Neutral	1-4	Loss

Western Michigan		1-0	
5/13/2000	Neutral	5-1	Win

Wichita State		0-1	
5/12/2007	Neutral	3-4	Loss

William & Mary		3-3	
3/6/1985	Home	7-2	Win
3/4/1986	Home	6-3	Win
3/5/1989	Home	2-7	Loss
5/10/1990	Neutral	6-0	Win
2/17/1991	Neutral	0-9	Loss
2/18/2000	Neutral	3-4	Loss

Winthrop		4-0	
3/10/2004	Neutral	6-1	Win
2/23/2005	Home	6-1	Win
3/19/2006	Home	6-1	Win
2/7/2007	Home	7-0	Win

Wisconsin		4-5	
3/19/1980	Home	8-1	Win
2/22/1981	Home	5-2	Win
9/30/1983	Home	2-7	Loss
10/7/1984	Home	5-4	Win
2/15/1985	Neutral	2-7	Loss
10/6/1985	Home	4-5	Loss
10/4/1986	Home	6-3	Win
2/19/1989	Neutral	3-6	Loss
5/11/1997	Neutral	3-5	Loss



Magdalena Ringstrom was named the Gamecocks' MVP in 1989. A four-year letterwinner from 1986 to 1989, Ringstrom finished her career with 116 combined victories and won 20 singles matches as a senior.



GAMECOCK HONOR ROLL

Over the years, several Gamecocks have earned numerous honors both on the court and in the classroom. In total, 47 Gamecocks have been honored 135 times with such distinctions as All-America, all-conference, academic All-America and academic all-conference. Laura Bernstein, Helen Crook and Victoria Davies earned All-America status during their tenure at South Carolina. Bernstein is USC's only singles All-American, accomplishing the feat in 1982 and 1983, while Crook and Davies formed the only All-America doubles tandem for the Gamecocks thanks to their semifinal appearance in the 1994 NCAA Doubles Championship. Twelve players have earned All-SEC accolades and 34 have received a place on the SEC Academic Honor Roll.

GAMECOCK HONOR ROLL

Muriel Abella

- SEC Academic Honor Roll, 1995, 1997, 1998

Nathalie Acacio

- SEC Academic Honor Roll, 1994

Laura Bernstein

- Nike All-America Team, 1982
- *Associated Press* All-America Team, 1983

Grace Blakely

- ITA Scholar-Athlete, 2006
- SEC Academic Honor Roll, 2004, 2005, 2006

Kathy Boyanovich

- All-SEC Doubles Second Team, 2001
- SEC Academic Honor Roll, 2003

Catherine Brown

- SEC Academic Honor Roll, 2001, 2002, 2003

Karolina Bulat

- All-SEC Doubles Second Team, 1996

Heather Coburn

- SEC Academic Honor Roll, 1993, 1994

Helen Crook

- ITA All-America Doubles, 1994
- ITA Southeast Region Senior Player of the Year, 1994
- All-SEC Doubles Second Team, 1994
- SEC Doubles Champion, 1994
- CoSIDA Academic All-America Team, 1994
- SEC Academic Honor Roll, 1994, 1995

Carolina Culik

- Metro Conference No. 5 Singles Champion, 1990
- Metro Conference No. 3 Doubles Champion, 1990
- CoSIDA Academic All-America Team, 1990

Victoria Davies

- ITA All-America Doubles, 1994
- All-SEC Doubles Second Team, 1994
- SEC Doubles Champion, 1994
- SEC Academic Honor Roll, 1994, 1995

Robin Deitch

- Metro Conference No. 3 Singles Champion, 1990
- Metro Conference No. 2 Doubles Champion, 1990

Michelle Duda

- Metro Conference Player of the Year, 1991
- ITA Southeast Region Tournament Singles Champion, 1988
- Metro Conference No. 2 Singles Champion, 1990
- SEC Academic Honor Roll, 1992

Leigh Eichelberger

- SEC Academic Honor Roll, 1999, 2000, 2001

Arlo Elkins

- ITA Southeast Region Coach of the Year, 1994
- SEC Coach of the Year, 1995

Laura Ganzer

- ITA Scholar-Athlete, 2006, 2007
- SEC Academic Honor Roll, 2004, 2005, 2006, 2007

Audrey George

- SEC Academic Honor Roll, 2003, 2004, 2005

Heather Greene

- ITA Southeast Region Player to Watch, 1994
- All-SEC Singles Second Team, 1994, 1995
- All-SEC Doubles Second Team, 1996
- SEC Academic Honor Roll, 1995, 1996

Miranda Gutierrez

- SEC Academic Honor Roll, 2007

Claire Hammond

- SEC Academic Honor Roll, 1992, 1993, 1994

Fallon Koon

- SEC Academic Honor Roll, 2004, 2005

Tracy Kotseos

- SEC Academic Honor Roll, 1996, 1997, 1998

Imre Kwast

- SEC Academic Honor Roll, 1998

Sophia Ljucovic

- ITA Southeast Region Arthur Ashe Leadership and Sportsmanship Award, 1997
- SEC Academic Honor Roll, 1995, 1996, 1997

Christyn Lucas

- SEC Academic Honor Roll, 2004, 2005, 2006, 2007
- SEC Good Works Team, 2007

Katarina Markovski

- ITA Southeast Region Rookie of the Year, 1999
- All-SEC Singles Second Team, 1999
- SEC Academic Honor Roll, 2002, 2003

Megan McGavock

- SEC Academic Honor Roll, 2005, 2006, 2007

Biljana Mirkovic

- ITA Southeast Region Tournament Doubles Champion, 1987

Mandy Nall

- Metro Conference No. 4 Singles Champion, 1990
- Metro Conference No. 2 Doubles Champion, 1990

Tracy Pulliam

- SEC Academic Honor Roll, 1994, 1995, 1996

Jennifer Radman

- All-SEC Doubles Second Team, 2001
- SEC Academic Honor Roll, 2000, 2001, 2002, 2003

Celine Regnier

- SEC Academic Honor Roll, 1998, 1999, 2000



A four-year letterwinner from 2004 to 2007, Laura Ganzer earned a place on the SEC Academic Honor Roll each year as a member of the Gamecock women's tennis team. She also picked up recognition as an ITA Scholar-Athlete in 2006 and 2007. Ganzer graduated with degrees in marketing and management while minoring in Chinese.



GAMECOCK HONOR ROLL

Nathalie Rodriguez

- Metro Conference No. 1 Singles Champion, 1990

Pauline Rodriguez

- SEC Academic Honor Roll, 1992, 1993

Paulette Roux

- ITA Southeast Region Tournament Doubles Champion, 1987

Gira Schofield

- ITA Southeast Region Rookie of the Year, 2006
- SEC Freshman of the Year, 2006
- All-SEC First Team, 2007
- All-SEC Second Team, 2006
- SEC Academic Honor Roll, 2006, 2007

Tamara Sutton

- SEC Academic Honor Roll, 2001, 2002

Ayako Suzuki

- SEC Academic Honor Roll, 2004

Lynn-Yin Tan

- All-SEC Singles First Team, 1999
- ITA Southeast Region Cissie Leary Award for Sportsmanship, 2002
- SEC Academic Honor Roll, 2000, 2001, 2002, 2003

Valentine Vernaz

- SEC Academic Honor Roll, 1999

Natasa Vuckovic

- All-SEC Second Team, 2006, 2007

Justine Walsh

- SEC Academic Honor Roll, 2004, 2005, 2006
- SEC Good Works Team, 2006

Monica Wiese

- Metro Conference No. 6 Singles Champion, 1990
- Metro Conference No. 3 Doubles Champion, 1990

Danielle Wiggins

- All-SEC Singles Second Team, 2004
- SEC Academic Honor Roll, 2004, 2005

Rita Winebarger

- Metro Conference Most Outstanding Player, 1985

Magda Wojdylo

- SEC Academic Honor Roll, 2003, 2004, 2005

Ana Marija Zubori

- All-SEC Second Team, 2007
- SEC Academic Honor Roll, 2007

GAMECOCK MOST VALUABLE PLAYERS



Rita Winebarger
1985, 1986, 1987



Paulette Roux
1988



Magdalena Ringstrom
1989



Carolina Culik
1990



Michelle Duda
1991, 1992



Helen Crook
1993



Heather Greene
1994, 1995, 1996



Tobi Rakic
1997



Karolina Bulat
1998



Jennifer Radman
1999



Katarina Markovski
2000



Lynn-Yin Tan
2001, 2002



Kathy Boyanovich
2003



Jodi Kenoyer
2003



Danielle Wiggins
2004



Christyn Lucas
2005



Gira Schofield
2006



Natasa Vuckovic
2007



Ana Marija Zubori
2007



INDIVIDUAL RECORDS

SEASON SINGLES WINS

Rank	Name	Won	Lost	Pct.	Year
1.	Rita Winebarger	37	16	.698	1986-87
2.	Nathalie Rodriguez	35	18	.660	1989-90
3.	Paulette Roux	33	15	.688	1987-88
	Rita Winebarger	33	25	.569	1987-88
5.	Ana Marija Zubori	31	6	.838	2006-07
6.	Robin Deitch	31	12	.721	1989-90
	Rita Winebarger	31	3	.912	1984-85
8.	Tracy Kotseos	30	11	.732	1994-95
	Sophie Ljucovic	30	10	.750	1993-94
10.	Biljana Mirkovic	29	14	.674	1987-88
	Biljana Mirkovic	29	13	.690	1986-87

SEASON SINGLES WINNING PCT

(Minimum 20 Matches)

Rank	Name	Won	Lost	Pct.	Year
1.	Grace Barrie	22	1	.957	1978-79
2.	Carol Fullerton	21	1	.955	1978-79
3.	Colette Bennett	24	2	.923	1979-80
4.	Rita Winebarger	31	3	.912	1984-85
5.	Jill Hausler	17	3	.850	1982-83
6.	Laura Bernstein	22	4	.846	1982-83
7.	Ana Marija Zubori	31	6	.838	2006-07
8.	Jennifer Reault	20	4	.833	1984-85
9.	Carol Renz	19	4	.826	1978-79
10.	Carol Fullerton	22	5	.815	1979-80



Four-year letterwinner Lynn-Yin Tan holds the school record for most singles and doubles victories combined for a career thanks to a 203-84 (.707) record. She is the only player in school history to win 100 singles and 100 doubles matches over the course of a career as well.

SEASON DOUBLES WINS

Rank	Name	Won	Lost	Pct.	Year
1.	Helen Crook	32	9	.780	1993-94
2.	Victoria Davies	31	9	.775	1993-94
3.	Jodi Kenoyer	28	9	.757	2001-02
	Paulette Roux	28	14	.667	1987-88
5.	Lynn-Yin Tan	27	8	.771	2001-02
	Lynn-Yin Tan	27	6	.818	2000-01
	Nathalie Rodriguez	27	9	.750	1989-90
8.	Laura Ganzer	26	9	.743	2006-07
9.	Biljana Mirkovic	25	17	.595	1987-88
	Biljana Mirkovic	25	13	.658	1986-87

SEASON DOUBLES WINNING PCT

(Minimum 20 Matches)

Rank	Name	Won	Lost	Pct.	Year
1.	Grace Barrie	22	1	.957	1979-80
	Carol Renz	22	1	.957	1979-80
	Grace Barrie	22	1	.957	1978-79
	Carol Renz	22	1	.957	1978-79
5.	Missy Malool	22	2	.917	1978-79
	Susan Smith	22	2	.917	1978-79
7.	Missy Malool	23	3	.885	1979-80
	Susan Smith	23	3	.885	1979-80
9.	Leigh Eichelberger	24	5	.828	2000-01
10.	Miranda Gutierrez	18	4	.818	2003-04
	Lynn-Yin Tan	27	6	.818	2000-01
	Jill Hausler	18	4	.818	1982-83

SEASON COMBINED WINS

Rank	Name	Won	Lost	Pct.	Year
1.	Nathalie Rodriguez	62	27	.697	1989-90
2.	Paulette Roux	61	29	.678	1987-88
3.	Rita Winebarger	60	28	.682	1986-87
4.	Helen Crook	55	26	.679	1993-94
	Victoria Davies	55	22	.714	1993-94
6.	Biljana Mirkovic	54	31	.635	1987-88
	Biljana Mirkovic	54	26	.675	1986-87
8.	Jodi Kenoyer	53	20	.726	2001-02
9.	Ana Marija Zubori	52	18	.743	2006-07
	Lynn-Yin Tan	52	22	.703	2001-02

SEASON COMBINED WINNING PCT

(Minimum 40 Matches)

Rank	Name	Won	Lost	Pct.	Year
1.	Grace Barrie	44	2	.957	1978-79
2.	Grace Barrie	38	2	.950	1979-80
3.	Carol Renz	41	5	.891	1978-79
4.	Carol Renz	42	7	.857	1979-80
5.	Susan Smith	41	7	.854	1978-79
6.	Jill Hausler	35	7	.833	1982-83
7.	Colette Bennett	39	8	.830	1979-80
8.	Susan Smith	40	9	.816	1979-80
9.	Carol Fullerton	37	11	.771	1979-80
10.	Rita Winebarger	47	14	.770	1984-85

CAREER SINGLES WINS

Rank	Name	Won	Lost	Pct.	Years
1.	Rita Winebarger	127	59	.683	1984-88
2.	Lynn-Yin Tan	103	52	.665	1998-02
3.	Carolina Culik	101	60	.627	1986-90
4.	Tamara Sutton	94	60	.610	1998-02
5.	Sophie Ljucovic	90	32	.738	1993-97
6.	Jennifer Radman	87	51	.630	1998-02
	Robin Deitch	87	62	.584	1988-92
8.	Tobi Rakic	86	63	.577	1994-98
	Michelle Duda	86	56	.606	1988-92
10.	Muriel Abella	79	45	.637	1993-97
	Heather Greene	79	59	.572	1992-96

CAREER SINGLES WINNING PCT

(Minimum 40 Matches)

Rank	Name	Won	Lost	Pct.	Years
1.	Grace Barrie	38	2	.950	1978-81
2.	Carol Fullerton	43	6	.878	1977-81
3.	Colette Bennett	41	10	.804	1977-81
4.	Laura Bernstein	41	11	.788	1981-83
5.	Susan Smith	36	11	.766	1978-82
6.	Carol Renz	60	19	.759	1978-82
7.	Sophie Ljucovic	90	32	.738	1993-97
8.	Paulette Roux	57	24	.704	1986-88
9.	Natasa Vuckovic	49	21	.700	2005-
	Mandy Nail	28	12	.700	1989-90

CAREER DOUBLES WINS

Rank	Name	Won	Lost	Pct.	Years
1.	Lynn-Yin Tan	100	32	.758	1998-02
2.	Jennifer Radman	91	39	.700	1998-02
3.	Leigh Eichelberger	86	33	.723	1997-01
4.	Kathy Boyanovich	73	46	.613	1999-03
5.	Michelle Duda	72	29	.713	1988-92
6.	Rita Winebarger	71	50	.587	1984-88
7.	Katarina Markovski	69	34	.670	1998-02
8.	Magda Wojdylo	64	47	.577	2001-05
9.	Christyn Lucas	63	48	.568	2003-07
10.	Laura Ganzer	62	50	.554	2003-07

CAREER DOUBLES WINNING PCT

(Minimum 40 Matches)

Rank	Name	Won	Lost	Pct.	Years
1.	Grace Barrie	44	2	.957	1978-81
	Carol Renz	44	2	.957	1978-82
3.	Missy Malool	45	5	.900	1977-80
	Susan Smith	45	5	.900	1978-82
5.	Laura Bernstein	42	5	.894	1981-83
6.	Lynn-Yin Tan	100	32	.758	1998-02
7.	Tamara Sutton	40	14	.741	1998-02
8.	Leigh Eichelberger	86	33	.723	1997-01
9.	Ayako Suzuki	44	17	.721	2001-04
10.	Michelle Duda	72	29	.713	1988-92

CAREER COMBINED WINS

Rank	Name	Won	Lost	Pct.	Years
1.	Lynn-Yin Tan	203	84	.707	1998-02
2.	Rita Winebarger	198	109	.645	1984-88
3.	Jennifer Radman	178	90	.664	1998-02
4.	Leigh Eichelberger	159	95	.626	1997-01
5.	Michelle Duda	158	85	.650	1988-92
6.	Carolina Culik	152	98	.608	1986-90
7.	Sophie Ljucovic	148	66	.692	1993-97
8.	Tobi Rakic	144	111	.565	1994-98
9.	Kathy Boyanovich	139	95	.594	1999-03
10.	Celine Regnier	135	109	.553	1995-99

CAREER COMBINED WINNING PCT

(Minimum 80 Matches)

Rank	Name	Won	Lost	Pct.	Years
1.	Grace Barrie	82	4	.953	1978-81
2.	Laura Bernstein	83	16	.838	1981-83
3.	Susan Smith	81	16	.835	1978-82
4.	Carol Renz	104	21	.832	1978-82
5.	Carol Fullerton	71	22	.763	1977-81
6.	Colette Bennett	69	26	.726	1977-81
7.	Lynn-Yin Tan	203	84	.707	1998-02
8.	Ayako Suzuki	62	26	.705	2001-04
9.	Paulette Roux	109	47	.699	1986-88
10.	Sophie Ljucovic	148	66	.692	1993-97

YEARLY LEADERS



GAMECOCK WOMEN'S TENNIS

SINGLES WINS

Year	Name	Won	Lost	Pct.
1978-79	Grace Barrie	22	1	.957
1979-80	Colette Bennett	24	2	.923
1980-81	Carol Renz	21	9	.700
1981-82	Laura Bernstein	19	7	.731
1982-83	Laura Bernstein	22	4	.846
1983-84	Jill Hausler	13	8	.619
1984-85	Rita Winebarger	31	3	.912
1985-86	Rita Winebarger	26	15	.634
1986-87	Rita Winebarger	37	16	.698
1987-88	Paulette Roux	33	15	.688
	Rita Winebarger	33	25	.569
1988-89	Robin Deitch	24	17	.585
1989-90	Nathalie Rodriguez	35	18	.660
1990-91	Michelle Duda	19	15	.559
1991-92	Michelle Duda	23	11	.676
1992-93	Heather Coburn	21	9	.700
	Helen Crook	21	16	.568
1993-94	Sophie Ljucovic	30	10	.750
1994-95	Tracy Kotseos	30	11	.732
1995-96	Tobi Rakic	20	18	.526
1996-97	Tobi Rakic	28	12	.700
1997-98	Celine Regnier	22	18	.550
1998-99	Lynn-Yin Tan	28	9	.757
1999-00	Lynn-Yin Tan	26	16	.619
2000-01	Lynn-Yin Tan	24	13	.649
2001-02	Jodi Kenoyer	25	11	.694
	Lynn-Yin Tan	25	14	.641
2002-03	Danielle Wiggins	21	13	.618
2003-04	Fallon Koon	23	10	.697
2004-05	Christyn Lucas	23	14	.622
	Magda Wojdylo	23	11	.676
2005-06	Natasa Vuckovic	26	15	.634
2006-07	Ana Marija Zubori	31	6	.838

DOUBLES WINS

Year	Name	Won	Lost	Pct.
1978-79	Grace Barrie	22	1	.957
	Carol Renz	22	1	.957
	Susan Smith	22	2	.917
	Missy Malool	22	2	.917
1979-80	Susan Smith	23	3	.885
	Missy Malool	23	3	.885
1980-81	N/A	—	—	—
1981-82	N/A	—	—	—
1982-83	N/A	—	—	—
1983-84	N/A	—	—	—
1984-85	Rita Winebarger	16	11	.593
1985-86	Ashley Thomason	19	15	.559
1986-87	Biljana Mirkovic	25	13	.658
1987-88	Paulette Roux	28	14	.667
1988-89	Robin Deitch	16	14	.533
1989-90	Nathalie Rodriguez	27	9	.750
1990-91	Nathalie Rodriguez	21	11	.656
1991-92	Michelle Duda	15	3	.833
1992-93	Helen Crook	14	11	.560
1993-94	Helen Crook	32	9	.780
1994-95	Tobi Rakic	17	8	.680
1995-96	Karolina Bulat	16	6	.727
1996-97	Tobi Rakic	20	10	.667
1997-98	Leigh Eichelberger	20	9	.690
1998-99	Jennifer Radman	24	7	.774
1999-00	Lynn-Yin Tan	24	10	.706
2000-01	Lynn-Yin Tan	27	6	.818
2001-02	Jodi Kenoyer	28	9	.757
2002-03	Jodi Kenoyer	24	15	.615
2003-04	Ayako Suzuki	23	10	.697
2004-05	Fallon Koon	17	16	.515
2005-06	Gira Schofield	19	17	.528
	Natasa Vuckovic	19	17	.528
2006-07	Laura Ganzer	26	9	.743

DOUBLES TEAM WINS


Year	Team	Won	Lost	Pct.
1979-80	Malool/Smith	23	3	.885
1980-81	Barrie/Renz	20	9	.690
1981-82	N/A	—	—	—
1982-83	Bernstein/Hausler	18	4	.818
1983-84	Hausler/Holland	9	7	.563
1984-85	Lovett/Thomason	8	6	.571
1985-86	Winebarger/Winsor	12	8	.600
1986-87	Mirkovic/Roux	19	8	.704
1987-88	Mirkovic/Roux	20	11	.645
1988-89	Culik/Deitch	12	7	.632
1989-90	Duda/Rodriguez	21	8	.724
1990-91	Duda/Rodriguez	19	10	.655
1991-92	Duda/Castillejo	13	1	.929
1992-93	Crook/Davies	13	10	.565
1993-94	Crook/Davies	31	9	.775
1994-95	Bulat/Greene	10	4	.714
	Davies/Rakic	10	6	.625
	Ljucovic/Kotseos	10	4	.714
1995-96	Bulat/Greene	13	4	.765
1996-97	Bulat/Rakic	13	7	.650
1997-98	Eichelberger/Regnier	19	6	.760
1998-99	Carvalho/Radman	20	7	.741
1999-00	Eichelberger/Tan	23	9	.719
2000-01	Eichelberger/Tan	24	5	.828
2001-02	Kenoyer/Tan	27	8	.771
2002-03	Boyanovich/Wojdylo	11	7	.611
2003-04	Gutierrez/Suzuki	16	4	.800
2004-05	Lucas/Wojdylo	12	13	.480
2005-06	Schofield/Vuckovic	13	11	.542
2006-07	Lucas/Vuckovic	18	5	.783

THREE-SET WINS

Year	Name	Won	Lost	Pct.
1984-85	Lisa Winsor	4	1	.800
1985-86	Margaret O'Grady	6	3	.667
1986-87	Carolina Culik	6	1	.857
1987-88	Biljana Mirkovic	8	5	.615
	Paulette Roux	8	5	.615
1988-89	Robin Deitch	5	2	.714
1989-90	Nathalie Rodriguez	10	4	.714
1990-91	Robin Deitch	8	2	.800
1991-92	Nathalie Rodriguez	9	0	1.000
1992-93	Helen Crook	7	3	.700
1993-94	Victoria Davies	8	1	.889
1994-95	Heather Greene	7	4	.636
1995-96	Celine Regnier	6	2	.750
1996-97	Karolina Bulat	7	2	.778
1997-98	Valentine Vernaz	7	4	.636
1998-99	Leigh Eichelberger	3	0	1.000
1999-00	Jennifer Radman	6	7	.462
2000-01	Kathy Boyanovich	10	3	.769
2001-02	Tamara Sutton	5	1	.833
	Lynn-Yin Tan	5	3	.625
2002-03	Jodi Kenoyer	5	4	.556
	Justine Walsh	5	2	.714
	Magda Wojdylo	5	5	.500
2003-04	Fallon Koon	7	2	.778
2004-05	Megan McGavock	7	0	1.000
2005-06	Gira Schofield	7	4	.636
2006-07	Christyn Lucas	8	3	.727



Leigh Eichelberger led the Gamecocks in doubles victories for the 1997-98 season with a 20-9 record. At 86-33 for her career, Eichelberger is ranked No. 3 in school history for doubles victories, while her 72.3 percent winning percentage is eighth. She also is fourth in career combined wins with 159.



Until Ana Marija Zubori won 31 matches last year, Tracy Kotseos was the last Gamecock to win 30 singles matches in a single season. She went 30-11 in 1994-95 as a freshman. Kotseos finished her career with 71 victories in singles matches and 52 in doubles.



NATIONAL TOURNAMENT RESULTS



Doubles specialist Kathy Boyanovich appeared in two consecutive NCAA Doubles Championships in 2001 and 2002 with Jennifer Radman. The pair reached the second round in each tournament.



Nathalie Rodriguez played in all four national tournaments over the course of her career. Rodriguez's greatest successes came at the ITA Clay Courts, as she reached the quarterfinals in 1989 and 1991.

NCAA INDIVIDUAL

1982 • Salt Lake City, Utah**Laura Bernstein**

R64: lost Lynn Lewis, UCLA, 3-6, 7-6(3), 6-3

Dawn Otto and Ellen Oxrieder

R32: lost Heynen/Sessarego, Southern California, 6-0, 7-5

1983 • Albuquerque, N.M.**Laura Bernstein**

R64: def. Randi Rosen, Northwestern, 6-4, 6-0

R32: def. Leslie Sheehan, Boston, 4-6, 6-4, 6-1

R16: lost (#8 seed) Heather Ludloff, UCLA, 6-2, 7-5

Ellen Oxrieder

R64: def. Kristeen McKeen, Texas, 6-4, 7-6(2)

R32: lost Maeve Quinlan, Northwestern, 7-5, 4-6, 6-4

1984 • Los Angeles, Calif.**Johnna Chafin**

R64: lost Elisa Fernandez, Pepperdine, 6-1, 6-4

1987 • Los Angeles, Calif.**Rita Winebarger**

R64: lost Kefi Binyamini, U.S. International, 6-2, 6-4

1988 • Los Angeles, Calif.**Paulette Roux**

R64: def. Tamaka Takagi, Kentucky, 6-1, 6-2

R32: lost (#9-16 seed) Susanna Lee, BYU, 6-3, 7-5

Rita Winebarger

R64: lost Michelle Taylor, BYU, 6-4, 3-6, 6-3

1990 • Gainesville, Fla.**Michelle Duda**

R64: lost (#9-16 seed) Susan Gilchrist, Texas, 6-2, 6-1

Nathalie Rodriguez

R64: lost Holly Danforth, Florida, 6-1, 6-2

Michelle Duda and Nathalie Rodriguez

R32: lost Edelman/Reece, Indiana, 6-1, 6-2

1991 • Stanford, Calif.**Michelle Duda**

R64: def. Lynn Rosenstrach, Yale, 6-4, 6-4

R32: lost (#9-16 seed) Susan Gilchrist, Texas, 6-0, 6-4

1992 • Stanford, Calif.**Michelle Duda**

R64: lost Nora Koves, Kansas, 6-3, 7-6(3)

Nathalie Rodriguez

R64: lost Jennifer Poulos, California, 4-6, 7-5, 6-4

1993 • Gainesville, Fla.**Helen Crook**

R64: lost (#9-16 seed) Kori Davidson, Arizona State, 6-1, 6-3

1994 • Athens, Ga.**Helen Crook**

R64: lost Mindy Weiner, Kansas, 6-3, 6-1

Heather Greene

R64: lost Sandra De Silva, Stanford, 6-4, 6-1

Helen Crook and Victoria Davies

R32: def. Guenther/Miltholland, William & Mary, 6-1, 5-7, 6-3

R16: def. (#5-8 seed) Davidson/Geiger, Arizona State, 6-2, 6-4

QF: def. (#4 seed) Alley/Nelson, California, 6-3, 6-3

SF: lost Bougnol/Piquemal, Ole Miss, 6-3, 3-6, 7-5

1995 • Malibu, Calif.**Heather Greene**

R64: def. Divya Merchant, Florida, 6-4, 6-4

R32: lost (#1 seed) Kelly Pace, Texas, 6-2, 6-4

1996 • Tallahassee, Fla.**Heather Greene**

R64: lost (#8 seed) Melissa Zimpfer, Wisconsin, 5-7, 6-3, 6-1

Karolina Bulat and Heather Greene

R32: lost (#5-8 seed) Moros/Taylor, Texas, 6-7(4), 6-2, 6-3

1997 • Stanford, Calif.**Karolina Bulat and Tobi Rakic**

R32: lost (#1 seed) Buth/Nickitas, Florida, 6-2, 6-1

1999 • Gainesville, Fla.**Katarina Markovski**

R64: lost (#2 seed) Vanessa Webb, Duke, 6-1, 7-5

Katarina Markovski and Celine Regnier

R32: lost (#5-8 seed) Dasso/Hall, Notre Dame, 6-1, 6-0

2000 • Malibu, Calif.**Katarina Markovski**

R64: lost Chin Bee Khoo, Arkansas, 7-5, 6-1

2001 • Stone Mountain, Ga.**Kathy Boyanovich and Jennifer Radman**

R32: def. Castellvi/Ojeda, Tennessee, 4-6, 6-1, 6-4

R16: lost (#1 seed) Barnikow/Kalvaria, Stanford, 6-3, 6-3

2002 • Stanford, Calif.**Katarina Markovski**

R64: def. (#2 seed) Kelly McCain, Duke, 6-1, 5-7, 7-5

R32: lost Chloe Carlotti, Fresno State, 6-4, 6-4

Jennifer Radman

R64: lost Adria Engel, Arizona State, 6-3, 6-2

Kathy Boyanovich and Jennifer Radman

R32: def. Cioroch/Grey, Georgia, 7-5, 6-3

R16: lost (#3 seed) Dawaf/Lehnhoff, Florida, 3-6, 6-0, 6-0

2004 • Athens, Ga.**Danielle Wiggins**

R64: lost Katie McGaffigan, Wisconsin, 4-6, 6-3, 7-5

2006 • Stanford, Calif.**Gira Schofield**

R64: lost Anna Lubinsky, Texas A&M, 5-7, 6-4, 6-4

2007 • Athens, Ga.**Gira Schofield**

R64: lost Tracy Lin, UCLA, 7-6(4), 6-2

ITA ALL-AMERICAN

1984 • North Myrtle Beach, S.C.**Rita Winebarger**

R32: lost Margaret Redfearn, Houston, 6-1, 6-0

NATIONAL TOURNAMENT RESULTS



GAMECOCK WOMEN'S TENNIS

1986 • North Myrtle Beach, S.C.

Rita Winebarger

R32: def. (#6 seed) Ingelise Driehuis, Clemson, 6-2, 6-4

R16: lost Jennifer Santrock, SMU, 6-2, 7-5

1987 • Myrtle Beach, S.C.

Rita Winebarger

R32: lost Susanna Noot, BYU, 6-2, 6-3

1990 • Pacific Palisades, Calif.

Michelle Duda

R32: lost Lynn Staley, Texas A&M, 6-3, 6-1

Nathalie Rodriguez

R32: lost Giovanna Carotenuto, U.S. International, 6-3, 6-2

Michelle Duda and Nathalie Rodriguez

R16: lost (#4 seed) Poruri/Whitlinger, Stanford, 6-4, 6-2

1993 • Pacific Palisades, Calif.

Helen Crook and Victoria Davies

R16: def. (#3 seed) Bougnol/Piquemal, Miss., 4-6, 7-5, 6-4

QF: lost Crabtree/Tholen, Notre Dame, 6-1, 6-2

1995 • Pacific Palisades, Calif.

Heather Greene

R32: lost Sandra De Silva, Stanford, 6-1, 6-0

1997 • Pacific Palisades, Calif.

Karolina Bulat and Toby Rakic

R16: lost (#3 seed) Augustus/Curran, California, 6-0, 6-0

1999 • Pacific Palisades, Calif.

Katarina Markovski

R32: def. (#6 seed) Kristina Kraszewski, Washington, 6-1, 6-3

R16: lost Adria Engel, Wake Forest, 6-3, 6-0

Katarina Markovski and Jennifer Radman

R16: lost Colosio/Mores, LSU, 2-6, 6-1, 6-1

2000 • Pacific Palisades, Calif.

Katarina Markovski

R32: lost Lauren Kalvaria, Stanford, 6-3, 6-4

Katarina Markovski and Jennifer Radman

R16: lost (#2 seed) Blau/Gough, Arizona, 6-3, 6-1



Katarina Markovski played in three NCAA Singles Championships during her four-year career. In her final appearance in 2002, she defeated the tournament's No. 2 seed Kelly McCain of Duke in the first round.

ITA INDOORS

1988 • Minneapolis, Minn.

Rita Winebarger

R32: lost Kelly Mulvihill, Indiana, 6-2, 6-0

Biljana Mirkovic and Paulette Roux

R16: def. Breitag/Gorde, Minnesota, 6-4, 6-2

QF: lost (#2 seed) Hahn/Takagi, Kentucky, 6-3, 7-5

1989 • Minneapolis, Minn.

Michelle Duda

R32: lost Diana Merrett, Texas, 6-0, 6-2

1990 • Minneapolis, Minn.

Nathalie Rodriguez

R32: lost Jennie Moe, Minnesota, 6-3, 6-2

ITA CLAY COURTS

(DISCONTINUED AFTER 2000)

1988 • Hilton Head, S.C.

Carolina Culik

R32: lost Lisa Albana, California, 6-3, 6-2

Michelle Duda

R32: lost Kristen Dreyer, UCLA, 6-2, 6-4

1989 • Hilton Head, S.C.

Nathalie Rodriguez

R32: def. Sally Goodman, Oklahoma State, 6-4, 6-2

R16: def. Emilie Viqueira, California, 6-4, 6-1

QF: lost Caryn Moss, Georgia, 6-2, 6-2

1990 • Panama City, Fla.

Nathalie Rodriguez

R32: def. Anne Fitzpatrick, Brown, 6-4, 7-5

R16: lost Susan Klingenberg, Kentucky, 6-2, 6-3

1991 • Wilmington, N.C.

Michelle Duda

R32: lost Shannon McCarthy, Georgia, 7-5, 6-2

Nathalie Rodriguez

R32: def. Erica Kuttler, Florida, 6-7, 7-5, 6-2

R16: def. Christine Nueman, Duke, 6-3, 3-6, 6-4

QF: lost Melissa Mazzotta, Miami (Fla.), 6-3, 6-0

1992 • Richmond, Va.

Maggie Simkova

R32: lost Susan Klingenberg, Kentucky, 2-6, 7-5, 6-0

1995 • Baltimore, Md.

Heather Greene

R32: lost Courtney Chapman, Ole Miss, 5-7, 6-4, 6-0

1996 • Baltimore, Md.

Celine Regnier

R32: lost Baili Camino, Alabama, 6-2, 6-3

NCAA TEAM

1982 • Salt Lake City, Utah

R16: def. Florida, 5-4

QF: lost Southern California, 1-8

1983 • Albuquerque, N.M.

R16: lost Indiana, 2-7

1988 • Los Angeles, Calif.

R20: lost BYU, 4-5

1990 • Gainesville, Fla.

R20: def. William & Mary, 6-0

R16: lost UCLA, 0-6

1995 • Malibu, Calif.

R20: def. BYU, 5-2

R16: lost Georgia, 0-5

1996 • Columbia, S.C.

Reg. QF: def. Florida State, 5-2

Reg. SF: lost Clemson, 4-5

1997 • South Bend, Ind.

Reg. QF: def. Marquette, 5-3

Reg. SF: def. Indiana, 5-2

Reg. F: lost Wisconsin, 3-5

1998 • Knoxville, Tenn.

Reg. QF: def. N.C. State, 5-2

Reg. SF: lost Vanderbilt, 0-5

1999 • Columbia, S.C.

R64: def. Furman, 5-1

R32: def. Wake Forest, 2-5

Gainesville, Fla.

R16: lost Georgia, 1-5

2000 • South Bend, Ind.

R64: def. Western Michigan, 5-1

R32: lost Notre Dame, 1-5

2001 • Tempe, Ariz.

R64: def. Florida State, 4-1

R32: lost Arizona State, 2-4

2002 • Columbia, S.C.

R64: def. Hampton, 4-1

R32: lost VCU, 1-4

2003 • Durham, N.C.

R64: def. Pennsylvania, 4-3

R32: lost Duke, 0-4

2004 • Clemson, S.C.

R64: def. Wake Forest, 4-1

R32: lost Clemson, 1-4

2005 • Athens, Ga.

R64: def. Nebraska, 4-0

R32: lost Georgia, 0-4

2006 • Chapel Hill, N.C.

R64: lost Wake Forest, 1-4

2007 • Coral Gables, Fla.

R64: lost Wichita State, 3-4



ALL-TIME LETTERWINNERS & STATISTICS

MURIEL ABELLA

1994-95-96-97

Season	Singles			Doubles			Combined		
	W	L	Pct.	W	L	Pct.	W	L	Pct.
1993-94	24	10	.706	13	9	.591	37	19	.661
1994-95	24	12	.667	5	1	.833	29	13	.690
1995-96	17	11	.607	6	5	.545	23	16	.590
1996-97	14	12	.538	5	1	.833	19	13	.594
Total	79	45	.637	29	16	.644	108	61	.639

NATHALIE ACACIO

1989-91-92-93

Season	Singles			Doubles			Combined		
	W	L	Pct.	W	L	Pct.	W	L	Pct.
1988-89	4	14	.222	8	7	.533	12	21	.364
1990-91	12	26	.316	1	1	.500	13	27	.325
1991-92	14	16	.467	6	3	.667	20	19	.513
1992-93	11	16	.407	7	6	.538	18	22	.450
Total	41	72	.363	22	17	.564	63	89	.414

BECKY APTER

1978-79

No Statistics Available

MEAGAN ARMSTRONG

1980

No Statistics Available

GRACE BARRIE

1978-81

Season	Singles			Doubles			Combined		
	W	L	Pct.	W	L	Pct.	W	L	Pct.
1978-79	22	1	.957	22	1	.957	44	2	.957
1979-80	16	1	.941	22	1	.957	38	2	.950
Total	38	2	.950	44	2	.957	82	4	.953

Statistics Incomplete

COLETTE BENNETT

1978-79-80-81

Season	Singles			Doubles			Combined		
	W	L	Pct.	W	L	Pct.	W	L	Pct.
1978-79	17	8	.680	13	10	.565	30	18	.625
1979-80	24	2	.923	15	6	.714	39	8	.830
Total	41	10	.804	28	16	.636	69	26	.726

Statistics Incomplete

LAURA BERNSTEIN

1982-83

Season	Singles			Doubles			Combined		
	W	L	Pct.	W	L	Pct.	W	L	Pct.
1981-82	19	7	.731	—	—	—	19	7	.731
1982-83	22	4	.846	—	—	—	22	4	.846
Total	41	11	.788	42	5	.894	83	16	.838

GRACE BLAKELY

2004-05-06

Season	Singles			Doubles			Combined		
	W	L	Pct.	W	L	Pct.	W	L	Pct.
2003-04	8	4	.667	9	4	.692	17	8	.680
2004-05	11	6	.647	9	9	.500	20	15	.571
2005-06	14	7	.667	6	9	.400	20	16	.556
Total	33	17	.660	24	22	.522	57	39	.594

KATHY BOYANOVICH

2000-01-02-03

Season	Singles			Doubles			Combined		
	W	L	Pct.	W	L	Pct.	W	L	Pct.
1999-00	16	12	.571	12	6	.667	28	18	.609
2000-01	23	12	.657	24	12	.667	47	24	.662
2001-02	17	7	.708	21	12	.636	38	19	.667
2002-03	10	18	.357	16	16	.500	26	34	.433
Total	66	49	.574	73	46	.613	139	95	.594

CATHERINE BROWN

2000-01-02-03

Season	Singles			Doubles			Combined		
	W	L	Pct.	W	L	Pct.	W	L	Pct.
1999-00	10	4	.714	12	10	.545	22	14	.611
2000-01	8	6	.571	24	10	.706	32	16	.667
2001-02	8	5	.615	10	5	.667	18	10	.643
2002-03	16	19	.457	14	22	.389	30	41	.423
Total	42	34	.553	60	47	.561	102	81	.557

KAROLINA BULAT

1995-96-97-98

Season	Singles			Doubles			Combined		
	W	L	Pct.	W	L	Pct.	W	L	Pct.
1994-95	20	13	.606	14	7	.667	34	20	.630
1995-96	16	14	.533	16	6	.727	32	20	.615
1996-97	20	14	.588	17	9	.654	37	23	.617
1997-98	19	11	.633	9	13	.409	28	24	.538
Total	75	52	.591	56	35	.615	131	87	.601

AMANDA CARVALHO

1998-99

Season	Singles			Doubles			Combined		
	W	L	Pct.	W	L	Pct.	W	L	Pct.
1997-98	17	14	.548	15	17	.469	32	31	.508
1998-99	7	9	.438	20	7	.741	27	16	.628
Total	24	23	.511	35	24	.593	59	47	.557

NINA CASTILLEJO

1991-92

Season	Singles			Doubles			Combined		
	W	L	Pct.	W	L	Pct.	W	L	Pct.
1990-91	8	13	.381	—	—	—	8	13	.381
1991-92	4	2	.667	14	5	.737	18	7	.720
Total	12	15	.444	14	5	.737	26	20	.565

JOHNNA CHAFIN

1981-82-83-84

No Statistics Available

HEATHER COBURN

1992-93

Season	Singles			Doubles			Combined		
	W	L	Pct.	W	L	Pct.	W	L	Pct.
1991-92	18	15	.545	1	2	.333	19	17	.528
1992-93	21	9	.700	2	2	.500	23	11	.676
Total	39	24	.619	3	4	.429	42	28	.600

DIANE COMMONS

1985-86-87

Season	Singles			Doubles			Combined		
	W	L	Pct.	W	L	Pct.	W	L	Pct.
1984-85	24	7	.774	6	9	.400	30	16	.652
1985-86	10	11	.476	—	—	—	10	11	.476
1986-87	7	2	.778	—	—	—	7	2	.778
Total	41	20	.672	6	9	.400	47	29	.618

ALL-TIME LETTERWINNERS & STATISTICS



GAMECOCK WOMEN'S TENNIS

DEBORAH COOPER

1977-78-79-80

Season	Singles			Doubles			Combined		
	W	L	Pct.	W	L	Pct.	W	L	Pct.
1978-79	4	0	1.000	—	—	—	4	0	1.000
Total	4	0	1.000	—	—	—	4	0	1.000

Statistics Incomplete

HELEN CROOK

1993-94

Season	Singles			Doubles			Combined		
	W	L	Pct.	W	L	Pct.	W	L	Pct.
1992-93	21	16	.568	14	11	.560	35	27	.565
1993-94	23	17	.575	32	9	.780	55	26	.679
Total	44	33	.571	46	20	.697	90	53	.629

CAROLINA CULIK

1987-88-89-90

Season	Singles			Doubles			Combined		
	W	L	Pct.	W	L	Pct.	W	L	Pct.
1986-87	28	11	.718	12	17	.414	40	28	.588
1987-88	27	14	.659	9	7	.563	36	21	.632
1988-89	20	25	.444	14	11	.560	34	36	.486
1989-90	26	10	.722	16	3	.842	42	13	.764
Total	101	60	.627	51	38	.573	152	98	.608

VICTORIA DAVIES

1993-94-95

Season	Singles			Doubles			Combined		
	W	L	Pct.	W	L	Pct.	W	L	Pct.
1992-93	14	20	.412	13	10	.565	27	30	.474
1993-94	24	13	.649	31	9	.775	55	22	.714
1994-95	18	19	.486	14	9	.609	32	28	.533
Total	56	52	.519	58	28	.674	114	80	.588

ROBIN DEITCH

1989-90-91-92

Season	Singles			Doubles			Combined		
	W	L	Pct.	W	L	Pct.	W	L	Pct.
1988-89	24	17	.585	16	14	.533	40	31	.563
1989-90	31	12	.721	17	11	.607	48	23	.676
1990-91	18	18	.500	8	7	.533	26	25	.510
1991-92	14	15	.483	3	5	.375	17	20	.459
Total	87	62	.584	44	37	.543	131	99	.570

BECKY DONECKER

1980

No Statistics Available

MICHELLE DUDA


1989-90-91-92

Season	Singles			Doubles			Combined		
	W	L	Pct.	W	L	Pct.	W	L	Pct.
1988-89	20	19	.513	15	8	.652	35	27	.565
1989-90	24	11	.686	23	8	.742	47	19	.712
1990-91	19	15	.559	19	10	.655	38	25	.603
1991-92	23	11	.676	15	3	.833	38	14	.731
Total	86	56	.606	72	29	.713	158	85	.650

LEIGH EICHELBERGER

1998-99-00-01

Season	Singles			Doubles			Combined		
	W	L	Pct.	W	L	Pct.	W	L	Pct.
1997-98	20	19	.513	20	9	.690	40	28	.588
1998-99	21	12	.636	19	10	.655	40	22	.645
1999-00	16	22	.421	23	9	.719	39	31	.557
2000-01	16	9	.640	24	5	.828	40	14	.741
Total	73	62	.541	86	33	.723	159	95	.626



Helen Crook is one of just three Gamecocks in school history to achieve All-America status. She did so in doubles in 1994 playing with Victoria Davies. The duo reached the semifinals of the NCAA Doubles Championship and finished the season with a national ranking of 19th.

WENDY FRAZER

1990

Season	Singles			Doubles			Combined		
	W	L	Pct.	W	L	Pct.	W	L	Pct.
1989-90	5	6	.455	7	3	.700	12	9	.571
Total	5	6	.455	7	3	.700	12	9	.571

CAROL FULLERTON

1978-79-80-81

Season	Singles			Doubles			Combined		
	W	L	Pct.	W	L	Pct.	W	L	Pct.
1978-79	21	1	.955	13	10	.565	34	11	.756
1979-80	22	5	.815	15	6	.714	37	11	.771
Total	43	6	.878	28	16	.636	71	22	.763

Statistics Incomplete

LAURA GANZER

2004-05-06-07

Season	Singles			Doubles			Combined		
	W	L	Pct.	W	L	Pct.	W	L	Pct.
2003-04	17	15	.531	13	17	.433	30	32	.484
2004-05	18	9	.667	13	12	.520	31	21	.596
2005-06	11	9	.550	10	12	.455	21	21	.500
2006-07	20	11	.645	26	9	.743	46	20	.697
Total	66	44	.600	62	50	.554	128	94	.577

AUDREY GEORGE

2002-03-04-05

Season	Singles			Doubles			Combined		
	W	L	Pct.	W	L	Pct.	W	L	Pct.
2001-02	6	5	.545	8	3	.727	14	8	.636
2002-03	3	6	.333	5	10	.333	8	16	.333
2003-04	5	6	.455	3	5	.375	8	11	.421
2004-05	6	0	1.000	5	1	.833	11	1	.917
Total	20	17	.541	21	19	.525	41	36	.532

2007-08 MEDIA GUIDE



ALL-TIME LETTERWINNERS & STATISTICS

TERI GOAD

1978-79

No Statistics Available

HEATHER GREENE

1993-94-95-96

Season	Singles			Doubles			Combined		
	W	L	Pct.	W	L	Pct.	W	L	Pct.
1992-93	14	16	.467	8	7	.533	22	23	.489
1993-94	25	8	.758	13	8	.619	38	16	.704
1994-95	25	14	.641	14	6	.700	39	20	.661
1995-96	15	21	.417	15	6	.714	30	27	.526
Total	79	59	.572	50	27	.649	129	86	.600

SUSAN GRUNEBAUM

1979

No Statistics Available

MIRANDA GUTIERREZ

2004-05-06-07

Season	Singles			Doubles			Combined		
	W	L	Pct.	W	L	Pct.	W	L	Pct.
2003-04	18	8	.692	18	4	.818	36	12	.750
2004-05	21	16	.568	14	18	.438	35	34	.507
2005-06	11	8	.579	10	10	.500	21	18	.538
2006-07	21	7	.750	13	6	.684	34	13	.723
Total	71	39	.645	55	38	.591	126	77	.621

CLAIRE HAMMOND

1991-92-93

Season	Singles			Doubles			Combined		
	W	L	Pct.	W	L	Pct.	W	L	Pct.
1991-92	18	10	.643	2	3	.400	20	13	.606
1992-93	7	7	.500	5	6	.455	12	13	.480
1993-94	20	16	.556	5	1	.833	25	17	.595
Total	45	33	.577	12	10	.545	57	43	.570

KATIE HARGARTEN

1982-83

No Statistics Available

JILL HAUSLER

1983-84-85-86

Season	Singles			Doubles			Combined		
	W	L	Pct.	W	L	Pct.	W	L	Pct.
1982-83	17	3	.850	18	4	.818	35	7	.833
1983-84	13	8	.619	9	10	.474	22	18	.550
1984-85	19	9	.679	11	14	.440	30	23	.566
1985-86	5	17	.227	12	10	.545	17	27	.386
Total	54	37	.593	50	38	.568	104	75	.581

LIZ HOLLAND

1981-82-83

No Statistics Available

JODI KENOYER

2002-03

Season	Singles			Doubles			Combined		
	W	L	Pct.	W	L	Pct.	W	L	Pct.
2001-02	25	11	.694	28	9	.757	53	20	.726
2002-03	19	14	.576	24	15	.615	43	29	.597
Total	44	25	.638	52	24	.684	96	49	.662

CINDY KINCAID

1976-77-78-79

No Statistics Available

CATHY KISER

1989

Season	Singles			Doubles			Combined		
	W	L	Pct.	W	L	Pct.	W	L	Pct.
1988-89	6	7	.462	3	0	1.000	9	7	.563
Total	6	7	.462	3	0	1.000	9	7	.563

AMY KNEALE

1981-82-83

No Statistics Available

FALLON KOON


2004-05

Season	Singles			Doubles			Combined		
	W	L	Pct.	W	L	Pct.	W	L	Pct.
2003-04	23	10	.697	16	11	.593	39	21	.650
2004-05	15	12	.556	17	16	.515	32	28	.533
Total	38	22	.633	33	27	.550	71	49	.592

TRACY KOTSEOS

1995-96-97-98

Season	Singles			Doubles			Combined		
	W	L	Pct.	W	L	Pct.	W	L	Pct.
1994-95	30	11	.732	14	6	.700	44	17	.721
1995-96	11	24	.314	14	10	.583	25	34	.424
1996-97	15	16	.484	16	7	.696	31	23	.574
1997-98	15	11	.577	8	5	.615	23	16	.590
Total	71	62	.534	52	28	.650	123	90	.577



Jill Hausler was a four-year letterwinner for the Gamecocks from 1983 to 1986. Her .850 singles winning percentage as a freshman ranks No. 5 for a single season in school history, and Hausler's .818 mark in doubles the same year is tied for 10th.

ALL-TIME LETTERWINNERS & STATISTICS



GAMECOCK WOMEN'S TENNIS

IMRE KWAST

1997-98

Season	Singles			Doubles			Combined		
	W	L	Pct.	W	L	Pct.	W	L	Pct.
1996-97	6	4	.600	10	7	.588	16	11	.593
1997-98	5	1	.833	1	3	.250	6	4	.600
Total	11	5	.688	11	10	.524	22	15	.595

SOPHIE LJUCOVIC

1994-95-96-97

Season	Singles			Doubles			Combined		
	W	L	Pct.	W	L	Pct.	W	L	Pct.
1993-94	30	10	.750	13	9	.591	43	19	.694
1994-95	14	3	.824	15	5	.750	29	8	.784
1995-96	19	8	.704	15	9	.625	34	17	.667
1996-97	27	11	.711	15	11	.577	42	22	.656
Total	90	32	.738	58	34	.630	148	66	.692

LISA LOVETT

1985-86

Season	Singles			Doubles			Combined		
	W	L	Pct.	W	L	Pct.	W	L	Pct.
1984-85	17	5	.773	14	7	.667	31	12	.721
1985-86	2	12	.143	12	9	.571	14	21	.400
Total	19	17	.528	26	16	.619	45	33	.577

CHRISTYN LUCAS

2004-05-06-07

Season	Singles			Doubles			Combined		
	W	L	Pct.	W	L	Pct.	W	L	Pct.
2003-04	21	12	.636	18	16	.529	39	28	.582
2004-05	23	14	.622	15	16	.484	38	30	.559
2005-06	7	6	.538	8	9	.471	15	15	.500
2006-07	18	10	.643	22	7	.759	40	17	.702
Total	69	42	.622	63	48	.568	132	90	.595

MISSY MALOOL

1978-79-80

Season	Singles			Doubles			Combined		
	W	L	Pct.	W	L	Pct.	W	L	Pct.
1978-79	10	0	1.000	22	2	.917	32	2	.941
1979-80	—	—	—	23	3	.885	23	3	.885
Total	10	0	1.000	45	5	.900	55	5	.917

Statistics Incomplete

KATARINA MARKOVSKI

1999-00-01-02

Season	Singles			Doubles			Combined		
	W	L	Pct.	W	L	Pct.	W	L	Pct.
1998-99	16	10	.615	13	4	.765	29	14	.674
1999-00	22	14	.611	20	13	.606	42	27	.609
2000-01	10	16	.385	16	8	.667	26	24	.520
2001-02	17	18	.486	20	9	.690	37	27	.578
Total	65	58	.528	69	34	.670	134	92	.593

MEGAN MCGAVOCK

2005-06-07

Season	Singles			Doubles			Combined		
	W	L	Pct.	W	L	Pct.	W	L	Pct.
2004-05	19	8	.704	15	10	.600	34	18	.654
2005-06	21	10	.677	15	15	.500	36	25	.590
2006-07	13	13	.500	12	9	.571	25	22	.532
Total	53	31	.631	42	34	.553	95	65	.594

BILJANA MIRKOVIC

1987-88

Season	Singles			Doubles			Combined		
	W	L	Pct.	W	L	Pct.	W	L	Pct.
1986-87	29	13	.690	25	13	.658	54	26	.675
1987-88	29	14	.674	25	17	.595	54	31	.635
Total	58	27	.682	50	30	.625	108	57	.655

MANDY NALL

1990-91

Season	Singles			Doubles			Combined		
	W	L	Pct.	W	L	Pct.	W	L	Pct.
1989-90	28	12	.700	19	11	.633	47	23	.671
Total	28	12	.700	19	11	.633	47	23	.671

Statistics Incomplete

CYNDEE NEWTON

1988-89

Season	Singles			Doubles			Combined		
	W	L	Pct.	W	L	Pct.	W	L	Pct.
1987-88	13	10	.565	8	7	.533	21	17	.553
1988-89	18	19	.486	10	20	.333	28	39	.418
Total	31	29	.517	18	27	.400	49	56	.467

MARGARET O'GRADY

1985-86-87-88

Season	Singles			Doubles			Combined		
	W	L	Pct.	W	L	Pct.	W	L	Pct.
1984-85	1	0	1.000	10	3	.769	11	3	.786
1985-86	25	13	.658	15	17	.469	40	30	.571
1986-87	13	12	.520	12	11	.522	25	23	.521
1987-88	10	4	.714	10	6	.625	20	10	.667
Total	49	29	.628	47	37	.560	96	66	.593

DAWN OTTO

1980-81-82-83

No Statistics Available

ELLEN OXRIEDER

1980-81-82-83

Season	Singles			Doubles			Combined		
	W	L	Pct.	W	L	Pct.	W	L	Pct.
1979-80	17	7	.708	—	—	—	17	7	.708
Total	17	7	.708	—	—	—	17	7	.708

Statistics Incomplete

TRACY PULLIAM

1993-94-95-96

Season	Singles			Doubles			Combined		
	W	L	Pct.	W	L	Pct.	W	L	Pct.
1992-93	4	6	.400	6	5	.545	10	11	.476
1993-94	10	3	.769	10	7	.588	20	10	.667
1994-95	2	4	.333	4	0	1.000	6	4	.600
1995-96	8	6	.571	5	4	.556	13	10	.565
Total	24	19	.558	25	16	.610	49	35	.583

JENNIFER RADMAN

1999-00-01-02

Season	Singles			Doubles			Combined		
	W	L	Pct.	W	L	Pct.	W	L	Pct.
1998-99	23	13	.639	24	7	.774	47	20	.701
1999-00	21	15	.583	20	10	.667	41	25	.621
2000-01	22	10	.688	24	12	.667	46	22	.676
2001-02	21	13	.618	23	10	.697	44	23	.657
Total	87	51	.630	91	39	.700	178	90	.664



ALL-TIME LETTERWINNERS & STATISTICS

TOBI RAKIC

1995-96-97-98

Season	Singles			Doubles			Combined		
	W	L	Pct.	W	L	Pct.	W	L	Pct.
1994-95	20	16	.556	17	8	.680	37	24	.607
1995-96	20	18	.526	12	14	.462	32	32	.500
1996-97	28	12	.700	20	10	.667	48	22	.686
1997-98	18	17	.514	9	16	.360	27	33	.450
Total	86	63	.577	58	48	.547	144	111	.565

JENNIFER REALT

1985

Season	Singles			Doubles			Combined		
	W	L	Pct.	W	L	Pct.	W	L	Pct.
1984-85	20	4	.833	11	9	.550	31	13	.705
Total	20	4	.833	11	9	.550	31	13	.705

CELINE REGNIER

1996-97-98-99

Season	Singles			Doubles			Combined		
	W	L	Pct.	W	L	Pct.	W	L	Pct.
1995-96	18	12	.600	11	10	.524	29	22	.569
1996-97	17	24	.415	9	14	.391	26	38	.406
1997-98	22	18	.550	19	8	.704	41	26	.612
1998-99	21	13	.618	18	10	.643	39	23	.629
Total	78	67	.538	57	42	.576	135	109	.553

CAROL RENZ

1979-80-81-82

Season	Singles			Doubles			Combined		
	W	L	Pct.	W	L	Pct.	W	L	Pct.
1978-79	19	4	.826	22	1	.957	41	5	.891
1979-80	20	6	.769	22	1	.957	42	7	.857
1980-81	21	9	.700	—	—	—	21	9	.700
Total	60	19	.759	44	2	.957	104	21	.832

Statistics Incomplete

MAGDALENA RINGSTROM

1986-87-88-89

Season	Singles			Doubles			Combined		
	W	L	Pct.	W	L	Pct.	W	L	Pct.
1985-86	15	21	.417	18	17	.514	33	38	.465
1986-87	17	10	.630	7	19	.269	24	29	.453
1987-88	16	16	.500	13	13	.500	29	29	.500
1988-89	20	19	.513	10	20	.333	30	39	.435
Total	68	66	.507	48	69	.410	116	135	.462

NATHALIE RODRIGUEZ

1990-91-92

Season	Singles			Doubles			Combined		
	W	L	Pct.	W	L	Pct.	W	L	Pct.
1989-90	35	18	.660	27	9	.750	62	27	.697
1990-91	18	21	.462	21	11	.656	39	32	.549
1991-92	21	13	.618	10	12	.455	31	25	.554
Total	74	52	.587	58	32	.644	132	84	.611

PAULINE RODRIGUEZ

1992-93

Season	Singles			Doubles			Combined		
	W	L	Pct.	W	L	Pct.	W	L	Pct.
1991-92	6	11	.353	10	7	.588	16	18	.471
1992-93	20	18	.526	7	8	.467	27	26	.509
Total	26	29	.473	17	15	.531	43	44	.494

PAULETTE ROUX

1987-88

Season	Singles			Doubles			Combined		
	W	L	Pct.	W	L	Pct.	W	L	Pct.
1986-87	24	9	.727	24	9	.727	48	18	.727
1987-88	33	15	.688	28	14	.667	61	29	.678
Total	57	24	.704	52	23	.693	109	47	.699

GIRA SCHOFIELD

2006-07

Season	Singles			Doubles			Combined		
	W	L	Pct.	W	L	Pct.	W	L	Pct.
2005-06	25	11	.694	19	17	.528	44	28	.611
2006-07	17	16	.515	19	14	.576	36	30	.545
Total	42	27	.609	38	31	.551	80	58	.580

LEANNE SEWARD

1981-82-83

No Statistics Available

LINDA SHEPARD

1985-86-87

Season	Singles			Doubles			Combined		
	W	L	Pct.	W	L	Pct.	W	L	Pct.
1984-85	2	0	1.000	10	2	.833	12	2	.857
1985-86	3	1	.750	7	4	.636	10	5	.667
1986-87	—	—	—	1	5	.167	1	5	.167
Total	5	1	.833	18	11	.621	23	12	.657

SUSAN SMITH

1979-80-81-82

Season	Singles			Doubles			Combined		
	W	L	Pct.	W	L	Pct.	W	L	Pct.
1978-79	19	5	.792	22	2	.917	41	7	.854
1979-80	17	6	.739	23	3	.885	40	9	.816
Total	36	11	.766	45	5	.900	81	16	.835

Statistics Incomplete

TAMARA SUTTON

1999-00-01-02

Season	Singles			Doubles			Combined		
	W	L	Pct.	W	L	Pct.	W	L	Pct.
1998-99	26	12	.684	10	4	.714	36	16	.692
1999-00	25	18	.581	13	7	.650	38	25	.603
2000-01	22	12	.647	11	3	.786	33	15	.688
2001-02	21	18	.538	6	0	1.000	27	18	.600
Total	94	60	.610	40	14	.741	134	74	.644



Despite playing just two seasons, Paulette Roux compiled a 109-47 combined record for singles and doubles. Her .699 winning percentage is ranked ninth all-time in Gamecock history. Roux's 61 combined wins in 1987-88 is second on the school's single-season list as well.

ALL-TIME LETTERWINNERS & STATISTICS



GAMECOCK WOMEN'S TENNIS



Rita Winebarger, a three-time MVP for the Gamecocks, holds the school record for career singles victories with a 127-59 (.683) record, and her 198-109 (.645) combined mark is second. Winebarger also holds the record for singles wins in a season with 37 as a junior in 1986-87.

AYAKO SUZUKI

2002-03-04

Season	Singles			Doubles			Combined		
	W	L	Pct.	W	L	Pct.	W	L	Pct.
2001-02	4	1	.800	11	5	.688	15	6	.714
2002-03	7	5	.583	10	2	.833	17	7	.708
2003-04	7	3	.700	23	10	.697	30	13	.698
Total	18	9	.667	44	17	.721	62	26	.705

LYNN-YIN TAN

1999-00-01-02

Season	Singles			Doubles			Combined		
	W	L	Pct.	W	L	Pct.	W	L	Pct.
1998-99	28	9	.757	22	8	.733	50	17	.746
1999-00	26	16	.619	24	10	.706	50	26	.658
2000-01	24	13	.649	27	6	.818	51	19	.729
2001-02	25	14	.641	27	8	.771	52	22	.703
Total	103	52	.665	100	32	.758	203	84	.707

ASHLEY THOMASON

1985-86-87

Season	Singles			Doubles			Combined		
	W	L	Pct.	W	L	Pct.	W	L	Pct.
1984-85	19	12	.613	14	14	.500	33	26	.559
1985-86	10	13	.435	19	15	.559	29	28	.509
1986-87	4	3	.571	3	7	.300	7	10	.412
Total	33	28	.541	36	36	.500	69	64	.519

VALENTINE VERNAZ

1997-98-99

Season	Singles			Doubles			Combined		
	W	L	Pct.	W	L	Pct.	W	L	Pct.
1996-97	5	18	.217	2	7	.222	7	25	.219
1997-98	19	16	.543	10	16	.385	29	32	.475
1998-99	10	5	.667	5	2	.714	15	7	.682
Total	34	39	.466	17	25	.405	51	64	.443

NATASA VUCKOVIC

2006-07

Season	Singles			Doubles			Combined		
	W	L	Pct.	W	L	Pct.	W	L	Pct.
2005-06	26	15	.634	19	17	.528	45	32	.584
2006-07	23	6	.793	20	10	.667	43	16	.729
Total	49	21	.700	39	27	.591	88	48	.647

JUSTINE WALSH

2003-04-05-06

Season	Singles			Doubles			Combined		
	W	L	Pct.	W	L	Pct.	W	L	Pct.
2002-03	12	11	.522	5	12	.294	17	23	.425
2003-04	20	10	.667	2	3	.400	22	13	.629
2004-05	16	9	.640	8	9	.471	24	18	.571
2005-06	8	11	.421	6	7	.462	14	18	.438
Total	56	41	.577	21	31	.404	77	72	.517

MONICA WIESE

1990-91

Season	Singles			Doubles			Combined		
	W	L	Pct.	W	L	Pct.	W	L	Pct.
1989-90	25	13	.658	21	7	.750	46	20	.697
Total	25	13	.658	21	7	.750	46	20	.697

Statistics Incomplete

DANIELLE WIGGINS

2003-04-05-06

Season	Singles			Doubles			Combined		
	W	L	Pct.	W	L	Pct.	W	L	Pct.
2002-03	21	13	.618	23	12	.657	44	25	.638
2003-04	21	12	.636	16	13	.552	37	25	.597
2004-05	4	11	.267	9	11	.450	13	22	.371
2005-06	8	4	.667	7	6	.538	15	10	.600
Total	54	40	.574	55	42	.567	109	82	.571

RITA WINEBARGER

1985-86-87-88

Season	Singles			Doubles			Combined		
	W	L	Pct.	W	L	Pct.	W	L	Pct.
1984-85	31	3	.912	16	11	.593	47	14	.770
1985-86	26	15	.634	17	16	.515	43	31	.581
1986-87	37	16	.698	23	12	.657	60	28	.682
1987-88	33	25	.569	15	11	.577	48	36	.571
Total	127	59	.683	71	50	.587	198	109	.645

LISA WINSOR

1985-86-87-88

Season	Singles			Doubles			Combined		
	W	L	Pct.	W	L	Pct.	W	L	Pct.
1984-85	16	14	.533	10	17	.370	26	31	.456
1985-86	15	16	.484	16	10	.615	31	26	.544
1986-87	15	7	.682	15	5	.750	30	12	.714
1987-88	5	6	.455	8	5	.615	13	11	.542
Total	51	43	.543	49	37	.570	100	80	.556

MAGDA WOJDYLO

2002-03-04-05

Season	Singles			Doubles			Combined		
	W	L	Pct.	W	L	Pct.	W	L	Pct.
2001-02	13	6	.684	8	5	.615	21	11	.656
2002-03	18	15	.545	19	15	.559	37	30	.552
2003-04	16	11	.593	21	11	.656	37	22	.627
2004-05	23	11	.676	16	16	.500	39	27	.591
Total	70	43	.619	64	47	.577	134	90	.598

ANA MARIJA ZUBORI

2007

Season	Singles			Doubles			Combined		
	W	L	Pct.	W	L	Pct.	W	L	Pct.
2006-07	31	6	.838	21	12	.636	52	18	.743
Total	31	6	.838	21	12	.636	52	18	.743



FINAL INDIVIDUAL & TEAM RANKINGS

FINAL INDIVIDUAL RANKINGS

Year	Name/Doubles Team	National Ranking
1981-82	Laura Bernstein.....	30th
	Johnna Chafin.....	45th
1982-83	Laura Bernstein.....	15th
	Ellen Oxrieder.....	23rd
1983-84	Johnna Chafin.....	22nd
1985-86	Rita Winebarger.....	97th
1986-87	Carolina Culik.....	T-26th
	Rita Winebarger.....	44th
	Paulette Roux.....	75th
	Biljana Mirkovic.....	T-86th
	Biljana Mirkovic and Paulette Roux.....	36th
1987-88	Paulette Roux.....	44th
	Rita Winebarger.....	56th
	Carolina Culik.....	67th
	Biljana Mirkovic and Paulette Roux.....	20th
1989-90	Nathalie Rodriguez.....	37th
	Michelle Duda.....	57th
	Michelle Duda and Nathalie Rodriguez.....	28th
1990-91	Michelle Duda.....	53rd
	Nathalie Rodriguez.....	67th
1991-92	Nathalie Rodriguez.....	41st
	Michelle Duda.....	65th
1992-93	Helen Crook.....	76th
	Helen Crook and Victoria Davies.....	38th
1993-94	Heather Greene.....	49th
	Helen Crook.....	66th
	Helen Crook and Victoria Davies.....	19th
1994-95	Heather Greene.....	33rd
	Tracy Kotseos.....	102nd
1995-96	Heather Greene.....	57th
	Celine Regnier.....	74th
	Karolina Bulat and Heather Greene.....	16th
	Tobi Rakic and Celine Regnier.....	39th
1996-97	Karolina Bulat and Tobi Rakic.....	23rd
1997-98	Celine Regnier.....	88th
	Karolina Bulat.....	91st



Karolina Bulat took home the Gamecocks' team MVP award in 1998. In 1996, she played doubles with Heather Greene, and the duo ended the season ranked a USC record 16th in the country.

1998-99	Katarina Markovski.....	33rd
	Celine Regnier.....	57th
	Jennifer Radman.....	T-100th
1999-00	Katarina Markovski.....	29th
2000-01	Jennifer Radman.....	76th
	Kathy Boyanovich and Jennifer Radman.....	21st
	Leigh Eichelberger and Lynn-Yin Tan.....	37th
2001-02	Jennifer Radman.....	50th
	Katarina Markovski.....	70th
	Kathy Boyanovich.....	95th
	Kathy Boyanovich and Jennifer Radman.....	21st
	Jodi Kenoyer and Lynn-Yin Tan.....	47th
2003-04	Danielle Wiggins.....	36th
2004-05	Christyn Lucas.....	93rd
2005-06	Gira Schofield.....	54th
2006-07	Gira Schofield.....	53rd
	Ana Marija Zubori.....	108th
	Gira Schofield and Ana Marija Zubori.....	40th

FINAL TEAM RANKINGS

Year	National Ranking
1978-79.....	7th AIAW
1979-80.....	7th AIAW
1980-81.....	12th WITCA
1981-82.....	7th ITCA
1982-83.....	6th ITCA
1986-87.....	19th ITCA
1987-88.....	19th ITCA
1989-90.....	14th ITCA
1991-92.....	24th ITA
1993-94.....	24th ITA
1994-95.....	11th ITA
1995-96.....	15th ITA
1996-97.....	17th ITA
1997-98.....	33rd ITA
1998-99.....	12th ITA
1999-00.....	20th ITA
2000-01.....	21st ITA
2001-02.....	16th ITA
2002-03.....	46th ITA
2003-04.....	33rd ITA
2004-05.....	23rd ITA
2005-06.....	41st ITA
2006-07.....	32nd ITA



Heather Greene earned All-SEC honors in singles two times and once in doubles with Karolina Bulat. She garnered final national singles rankings of 49th, 33rd and 57th from 1994 to 1996.

ALL-TIME COACHING RECORDS



GAMECOCK WOMEN'S TENNIS

YEARLY COACHING RECORDS

YEAR	COACH	OVERALL			CONFERENCE			RANKING	CONFERENCE	POST-SEASON
		WON	LOST	PCT	WON	LOST	PCT			
1973-74	Kitty Parrot	10	8	.556	—	—	—	—	—	—
1974-75	Frankie Porter	14	4	.778	—	—	—	—	—	—
1975-76	Kathy Graham	11	3	.786	—	—	—	—	—	—
1976-77	Kathy Graham	15	4	.789	—	—	—	—	—	—
1977-78	Jeff Kefalos	12	7	.632	—	—	—	—	—	AIAW Regionals
1978-79	Jeff Kefalos	26	5	.839	—	—	—	7th AIAW	—	AIAW Nationals
1979-80	Jeff Kefalos	22	2	.917	—	—	—	7th AIAW	—	AIAW Nationals
1980-81	Jeff Kefalos	19	12	.613	—	—	—	12th WITCA	—	AIAW Regionals
1981-82	Jeff Kefalos	28	3	.903	—	—	—	7th ITCA	—	NCAA Quarterfinals
1982-83	Jeff Kefalos	22	5	.815	—	—	—	6th ITCA	—	NCAA Round of 16
1983-84	Arlo Elkins	12	17	.414	—	—	—	—	5th Metro	—
1984-85	Arlo Elkins	27	10	.730	—	—	—	—	1st Metro	—
1985-86	Arlo Elkins	13	16	.448	—	—	—	—	1st Metro	—
1986-87	Arlo Elkins	24	8	.750	—	—	—	19th ITCA	1st Metro	—
1987-88	Arlo Elkins	15	10	.600	—	—	—	19th ITCA	1st Metro	NCAA Round of 20
1988-89	Arlo Elkins	7	16	.304	—	—	—	—	2nd Metro	—
1989-90	Arlo Elkins	18	6	.750	—	—	—	14th ITCA	1st Metro	NCAA Round of 16
1990-91	Arlo Elkins	9	13	.409	—	—	—	—	2nd Metro	—
1991-92	Arlo Elkins	13	10	.565	6	5	.545	24th ITA	T-5th SEC	—
1992-93	Arlo Elkins	10	12	.455	5	6	.455	—	7th SEC	—
1993-94	Arlo Elkins	19	7	.731	6	5	.545	24th ITA	T-5th SEC	—
1994-95	Arlo Elkins	22	7	.759	7	4	.636	11th ITA	4th SEC	NCAA Round of 16
1995-96	Arlo Elkins	17	10	.630	9	2	.818	15th ITA	4th SEC	NCAA Regionals
1996-97	Arlo Elkins	15	10	.600	5	6	.455	17th ITA	T-6th SEC	NCAA Regionals
1997-98	Arlo Elkins	12	12	.500	5	6	.455	33rd ITA	7th SEC	NCAA Regionals
1998-99	Arlo Elkins	18	8	.692	6	5	.545	12th ITA	4th SEC	NCAA Round of 16
1999-00	Arlo Elkins	16	12	.571	6	5	.545	20th ITA	6th SEC	NCAA Round of 32
2000-01	Arlo Elkins	15	9	.625	7	4	.636	21st ITA	5th SEC	NCAA Round of 32
2001-02	Arlo Elkins	17	8	.680	7	4	.636	16th ITA	T-4th SEC East	NCAA Round of 32
2002-03	Arlo Elkins	14	11	.560	5	6	.455	46th ITA	6th SEC East	NCAA Round of 32
2003-04	Arlo Elkins	14	10	.583	5	6	.455	33rd ITA	6th SEC East	NCAA Round of 32
2004-05	Arlo Elkins	15	9	.625	6	5	.545	23rd ITA	6th SEC East	NCAA Round of 32
2005-06	Arlo Elkins	12	11	.522	4	7	.364	41st ITA	6th SEC East	NCAA Round of 64
2006-07	Arlo Elkins	16	7	.696	8	3	.727	32nd ITA	4th SEC East	NCAA Round of 64
TOTAL	34 YEARS	549	302	.645	97	79	.551	18 TOP 25	5 TITLES	17 NCAA SHOWINGS



Kathy Graham

1975-77 • 2 Seasons
26-7 (.788) Overall



Jeff Kefalos

1977-83 • 6 Seasons
129-34 (.791) Overall



Arlo Elkins

1983-Present • 24 Seasons
370-249 (.598) Overall



COACHING SUMMARIES

COACH	AT USC	YEARS	OVERALL			CONFERENCE		
			WON	LOST	PCT	WON	LOST	PCT
Kitty Parrot	1973-74	1	10	8	.556	—	—	—
Frankie Porter	1974-75	1	14	4	.778	—	—	—
Kathy Graham	1975-77	2	26	7	.788	—	—	—
Jeff Kefalos	1977-83	6	129	34	.791	—	—	—
Arlo Elkins	1983-Present	24	370	249	.598	97	79	.551
TOTAL	34 YEARS	34	549	302	.645	97	79	.551



SOUTHEASTERN CONFERENCE STANDINGS

NOTES ON SOUTHEASTERN CONFERENCE STANDINGS

From 1990 to 1998, the SEC Champion was determined by total aggregate points accumulated at the conclusion of the conference tournament: one full point was awarded for each regular-season conference win, one-half point for wins in the first two rounds of the conference tournament, one-half point for receiving a first-round bye in the conference tournament and one full point for a win in the conference tournament semifinals and final. For the 1999 season, the same points system was in place with a couple of changes: one full point for a first-round bye in the conference tournament and one full point for a win in any round of the conference tournament. In 2000, the SEC changed the determination of its tennis champion to the team with the best winning percentage in conference regular-season dual matches (11 matches).

1992		4. SOUTH CAROLINA	9.5	8. Kentucky	3-8	Western Division	
1. Florida	14.5	5. Tennessee	8.5	LSU	3-8	1. LSU	6-5
2. Georgia	12.5	6. Auburn	5.5	Mississippi State	3-8	2. Alabama	5-6
3. Tennessee	9.5	7. Georgia	5	11. Auburn	2-9	3. Auburn	3-8
4. Ole Miss	8.5	8. Arkansas	4.5	12. Alabama	0-11	Ole Miss	3-8
5. Kentucky	6.5	9. Kentucky	3			5. Mississippi State	1-10
SOUTH CAROLINA	6.5	LSU	3	2001		6. Arkansas	0-11
7. Alabama	5.5	11. Alabama	2	1. Florida	11-0		
8. LSU	4.5	12. Mississippi State	0	2. Tennessee	10-1	2005	
9. Vanderbilt	4			3. Vanderbilt	9-2	Eastern Division	
10. Auburn	3	1997		4. Georgia	8-3	1. Kentucky	10-1
11. Mississippi State	2	1. Florida	14	5. SOUTH CAROLINA	7-4	2. Florida	9-2
12. Arkansas	0	2. Georgia	11	6. Kentucky	5-6	Vanderbilt	9-2
		3. Ole Miss	10	7. Alabama	4-7	4. Georgia	7-4
1993		4. Tennessee	9	LSU	4-7	Tennessee	7-4
1. Florida	14	5. LSU	6.5	9. Ole Miss	3-8	6. SOUTH CAROLINA	6-5
2. Georgia	11	6. SOUTH CAROLINA	5.5	Mississippi State	3-8	Western Division	
3. Ole Miss	10	Vanderbilt	5.5	11. Arkansas	2-9	1. Ole Miss	5-6
4. Alabama	9	8. Alabama	5	12. Auburn	0-11	Mississippi State	5-6
5. Auburn	7.5	9. Arkansas	4			3. LSU	4-7
6. Tennessee	6.5	10. Kentucky	3.5	2002		4. Alabama	3-8
7. SOUTH CAROLINA	5	11. Mississippi State	1	Eastern Division		5. Arkansas	1-10
8. LSU	4	12. Auburn	0	1. Georgia	11-0	6. Auburn	0-11
9. Kentucky	3.5			2. Florida	10-1		
Vanderbilt	3.5	1998		3. Vanderbilt	9-2	2006	
11. Mississippi State	1	1. Florida	14	4. SOUTH CAROLINA	7-4	Eastern Division	
12. Arkansas	0	2. Georgia	11	Tennessee	7-4	1. Florida	11-0
		3. Vanderbilt	9.5	6. Kentucky	5-6	2. Vanderbilt	10-1
1994		4. Ole Miss	8.5	Western Division		3. Georgia	8-3
1. Georgia	14	5. Arkansas	8	1. Auburn	6-5	Kentucky	8-3
2. Florida	12	6. Tennessee	7	2. Ole Miss	4-7	5. Tennessee	6-5
3. Kentucky	9	7. SOUTH CAROLINA	5.5	3. Alabama	3-8	6. SOUTH CAROLINA	4-7
Ole Miss	9	8. Kentucky	4.5	LSU	3-8	Western Division	
5. Alabama	6.5	9. LSU	4	5. Mississippi State	1-10	1. Alabama	6-5
SOUTH CAROLINA	6.5	10. Mississippi State	2	6. Arkansas	0-11	2. Arkansas	5-6
Vanderbilt	6.5	11. Auburn	1			3. Ole Miss	4-7
8. Auburn	4.5	12. Alabama	0	2003		4. LSU	3-8
9. Tennessee	3			Eastern Division		5. Mississippi State	1-10
10. LSU	2	1999		1. Florida	10-1	6. Auburn	0-11
Arkansas	2	1. Florida	14	2. Georgia	9-2		
12. Mississippi State	0	2. Ole Miss	13	Kentucky	9-2	2007	
		3. Georgia	12	Tennessee	9-2	Eastern Division	
1995		4. SOUTH CAROLINA	8	5. Vanderbilt	8-3	1. Florida	10-1
1. Florida	14	5. Kentucky	7	6. SOUTH CAROLINA	5-6	Georgia	10-1
2. Georgia	12	Vanderbilt	7	Western Division		3. Vanderbilt	9-2
3. Tennessee	8.5	7. Arkansas	6	1. Alabama	6-5	4. SOUTH CAROLINA	8-3
5. Vanderbilt	7.5	Tennessee	6	2. LSU	4-7	5. Tennessee	6-5
6. LSU	6	9. LSU	3	3. Ole Miss	3-8	Kentucky	6-5
7. Auburn	5.5	Mississippi State	3	4. Auburn	2-9	Western Division	
Ole Miss	5.5	11. Auburn	2	5. Mississippi State	1-10	1. Auburn	5-6
9. Alabama	4	12. Alabama	0	6. Arkansas	0-11	LSU	5-6
10. Kentucky	2					3. Arkansas	4-7
Mississippi State	2	2000		2004		4. Alabama	1-10
12. Arkansas	0	1. Georgia	11-0	Eastern Division		Ole Miss	1-10
		2. Florida	10-1	1. Florida	11-0	Mississippi State	1-10
1996		3. Vanderbilt	9-2	2. Vanderbilt	10-1		
1. Florida	14	4. Ole Miss	8-3	3. Georgia	9-2		
2. Vanderbilt	11	5. Tennessee	7-4	4. Tennessee	7-4		
3. Ole Miss	10	6. SOUTH CAROLINA	6-5	5. Kentucky	6-5		
		7. Arkansas	4-7	6. SOUTH CAROLINA	5-6		