

SOUTH CAROLINA MEN'S TENNIS



Ken Diller

History & Records

Gamecock Tennis

NCAA Tournament Results

1978 Championships • First Round

No. 1 Stanford 8, South Carolina 1
May 22, 1978 • Athens, Ga.

Individual match results unavailable

1987 Championships • Round of 16

Tennessee 5, South Carolina 3
May 16, 1987 • Athens, Ga.

Singles

1. Shelby Cannon (UT) def. Johan Karlen (SC) 6-1, 6-2
2. Byron Talbot (UT) def. Ken Diller (SC) 6-4, 6-2
3. Steve Longley (SC) def. Cary Cohenour (UT) 7-5, 4-6, 6-3
4. Jan Sandberg (SC) def. Mike Pittard (UT) 3-6, 6-4, 6-3
5. Tom Goles (UT) def. Brian Barker (SC) 1-6, 7-5, 6-2
6. Harry Sy (SC) def. Tim Leos (UT) 6-3, 6-3

Doubles

1. Shelby Cannon/Byron Talbot (UT) def. Ken Diller/Jan Sandberg (SC) 6-4, 6-2
2. Cary Cohenour/Tom Goles (UT) def. Brian Barker/Dave Delseni (SC) 6-4, 6-4

1989 Championships • Round of 16

South Carolina 5, Alabama 2
May 20, 1989 • Athens, Ga.

Singles

1. Steve Longley (SC) def. Clinton Ferreira (UA) 7-6, 7-5
2. Stephane Simian (SC) def. John Stimpson (UA) 7-6, 6-7, 6-4
3. Ken Diller (SC) def. Constantinos Efremoglou (UA) 6-4, 6-3
4. Ellis Ferreira (UA) def. Dave Herman (SC) 6-4, 3-2 ret.
5. Johan Karlen (SC) def. Tony Matkulak (UA) 6-7, 6-4, 6-4
6. Brad McMurray (UA) def. Louie Gloria (SC) 6-1, 6-4

Doubles

1. Ken Diller/Stephane Simian (SC) def. Ellis Ferreira/Clinton Ferreira (UA) 6-1, 6-4

1989 Championships • Quarterfinals

South Carolina 5, California 4
May 21, 1989 • Athens, Ga.

Singles

1. Woody Hunt (Cal) def. Steve Longley (SC) 6-2, 6-3
2. Stephane Simian (SC) def. Carl Chang (Cal) 7-6, 6-7, 6-4
3. Matt Lucena (Cal) def. Ken Diller (SC) 3-6, 6-2, 6-3
4. Dave Herman (SC) def. Kurt Streeter (Cal) 7-6, 3-6, 6-2
5. Johan Karlen (SC) def. Doug Eisenman (Cal) 6-4, 6-4
6. Ted Scherman (Cal) def. Louie Gloria (SC) 6-3, 6-1

Doubles

1. Ken Diller/Stephane Simian (SC) def. Woody Hunt/Ted Scherman (Cal) 7-6, 6-3
2. Doug Eisenman/Matt Lucena (Cal) def. Steve Longley/Richard Lynch (SC) 7-6, 6-2
3. Louie Gloria/Erick Sydow (SC) def. Carl Chang/Kurt Streeter (Cal) 6-4, 6-4

1989 Championships • Semifinals

Stanford 5, South Carolina 3
May 22, 1989 • Athens, Ga.

Singles

1. Jeff Tarango (SU) def. Steve Longley (SC) 6-3, 6-1
2. Stephane Simian (SC) def. Martin Blackman (SU) 7-6, 7-6
3. Jeff Cathrall (SU) def. Ken Diller (SC) 6-1, 6-4
4. Alex O'Brien (SU) def. Dave Herman (SC) 7-5, 6-0
5. Glen Soloman (SU) def. Johan Karlen (SC) 6-5 ret.

Doubles

2. Martin Blackman/Jeff Cathrall (SU) def. Steve Longley/Richard Lynch (SC) 7-6, 6-1



The 1989 Gamecocks reached to the NCAA semifinals, the farthest into the event any South Carolina team has advanced.

1990 Championships • Round of 16
Southern California 5, South Carolina 2
May 19, 1990 • Palm Springs, Calif.

Singles

1. Byron Black (USC) def. Stephane Simian (SC) 6-4, 7-5
2. Louie Gloria (SC) def. Mehdi Benyebka (USC) 6-1, 1-6, 6-2
3. Donny Isaak (USC) def. Dave Hopper (SC) 6-2, 6-0
4. Andras Lanyi (USC) def. P.J. Langone (SC) 6-2, 6-2
5. Martin Dionne (USC) def. Mark Palus (SC) 6-4, 6-2
6. Erick Sydow (SC) def. Paul Brandt (USC) 6-7, 7-6, 6-4

Doubles

3. Mehdi Benyebka/Martin Dionne (USC) def. Jamie Frontera/Richard Lynch (SC) 6-4, 6-2

1991 Championships • Round of 20
South Carolina 5, Oklahoma State 2
May 17, 1991 • Athens, Ga.

Singles

1. Dave Hopper (SC) def. Eric Fahnestock (OSU) 6-2, 6-2
2. Justin Stead (OSU) def. Johan Sandberg (SC) 7-6, 4-6, 6-4
3. Dirk Hahneiser (SC) def. Neal Pashley (OSU) 6-0, 6-2
4. Danny Bishop (OSU) def. Andreis Theron (SC) 6-4, 6-2
5. Erick Sydow (SC) def. Mark Heather (OSU) 6-1, 6-4
6. Mark Palus (SC) def. Andy Carswell (OSU) 6-2, 6-0

Doubles

3. Dirk Hahneiser/Andreis Theron (SC) def. Danny Bishop/Andy Carswell (OSU) 6-1, 6-4

1991 Championships • Round of 16
Stanford, 5 South Carolina 1
May 18, 1991 • Athens, Ga.

Singles

1. Alex O'Brien (SU) def. Dave Hopper (SC) 6-3, 6-3
2. Jonathan Stark (SU) def. Johan Sandberg (SC) 6-7, 6-3, 6-2
3. Dirk Hahneiser (SC) def. Jared Palmer (SU) 2-6, 6-3, 6-1
4. Vimal Patel (SU) def. Andreis Theron (SC) 6-4, 6-1
5. Jason Lee (SU) def. Erick Sydow (SC) 7-6, 7-6
6. Michael Flanagan (SU) def. Johan Wiig (SC) 6-3, 6-4

1994 Regional • Semifinal

No. 20 North Carolina 4, South Carolina 2
May 14, 1994 • Columbia, S.C.

Doubles

1. Jose Frontera/Johan Sandberg (SC) def. David Caldwell/Brint Morrow (NC) 8-5
3. Mark Bommelje/Ben Cook (SC) def. Wells Brabham/Harper (NC) 8-6

Singles

1. David Caldwell (NC) def. Johan Sandberg (SC) 1-6, 6-0, 6-2
2. Brint Morrow (NC) def. Maxsy Jimenez (SC) 6-4, 6-3
3. Paul Harsanyi (NC) def. Jimmy Panagopoulos (SC) 6-3, 6-4
4. Jorge Esqueda (SC) def. Cooper Pulliam (NC) 6-2, 6-2
6. Wells Brabham (NC) def. Johan Wiig (SC) 7-5, 6-4

1995 Regional • First Round

No. 23 VCU 4, South Carolina 0
May 5, 1995 • Norfolk, Va.

Doubles

1. (46) Jonas Emblad/Boris Kodjoe (VCU) def. Maxsy Jimenez/Jimmy Panagopoulos (SC) 8-6
2. Enrique Alarcon/Jorge Esqueda (SC) def. Manuel Kropgreiter/Fredrik Wickstrom (VCU) 8-4
3. Bjorkholm/Richard Wernerhjelm (VCU) def. Miller Brice/Ben Cook (SC) 8-0

Singles

2. Boris Kodjoe (VCU) def. Jimmy Panagopoulos (SC) 6-4, 6-4
3. Jonas Emblad (VCU) def. Jorge Esqueda (SC) 6-1, 6-4
6. Manuel Kopfreiter (VCU) def. Miller Brice (SC) 7-5, 6-3

1996 Regional • Semifinal

No. 33 Florida State 4, No. 40 South Carolina 2
May 10, 1996 • Clemson, S.C.

Doubles

1. Keith Brill/Maxsy Jimenez (SC) def. Jason White/Jean Paul Vissepo (FSU) 8-2
3. Grzegorz Badurowicz/Jorge Esqueda (SC) def. Scott Schuhriemen/Yvo Niks (FSU) 8-0

Singles

1. (37) Jason White (FSU) def. (33) Maxsy Jimenez (SC) 6-1, 6-3
3. Scott Schuhriemen (FSU) def. (73) Robert Wojcik (SC) 1-6, 6-4, 6-2
4. Jorge Esqueda (SC) def. Ty Braswell (FSU) 7-6, 6-0
5. Alex Golub (FSU) def. Grzegorz Badurowicz (SC) 6-4, 6-4
6. Yvo Niks (FSU) def. Francesco Cattini (SC) 6-2, 6-3

Gamecock Tennis

1997 Regional • Quarterfinals

No. 26 South Carolina 4, No. 34 Virginia 1
May 9, 1997 • Atlanta, Ga.

Doubles

1. Scott Lebovitz/Justin Smith (UVA) def. Grzegorz Badurowicz/Jerome Jourdon (SC) 8-6
3. Kent Koch/John Winter (UVA) def. Keith Brill/Jorge Esqueda (SC) 8-6

Singles

2. (33) Keith Brill (SC) def. Bear Schofield (UVA) 6-3, 7-5
3. (71) Jorge Esqueda (SC) def. Hyon Yoo (UVA) 3-6, 6-4, 6-3
4. Grzegorz Badurowicz (SC) def. Justin Smith (UVA) 6-4, 2-6, 7-6 (3)
6. Robert Wojcik (SC) def. John Winter (UVA) 6-3, 6-4

1997 Regional • Semifinal

No. 26 South Carolina 4, No. 16 VCU 1
May 10, 1997 • Atlanta, Ga.

Doubles

1. Grzegorz Badurowicz/Jerome Jourdon (SC) def. Oliver Tauma/Daniel Andersson (VCU) 8-3
2. Olof Akesson/Robert Wojcik (SC) def. Manuel Kropfreiter/Pascal Salasca (VCU) 8-5
3. Richard Wernerhjelm/Guillem (VCU) def. Keith Brill/Jorge Esqueda (SC) 8-5

Singles

1. (16) Olivier Tauma (VCU) def. (26) Jerome Jourdon (SC) 6-4, 6-3
2. (33) Keith Brill (SC) def. (39) Daniel Andersson (VCU) 7-5, 7-5
3. (17) Richard Wernerhjelm (VCU) def. (71) Jorge Esqueda (SC) 6-1, 6-0
4. Grzegorz Badurowicz (SC) def. Manuel Kropfreiter (VCU) 7-6 (4), 6-2
5. Olof Akesson (SC) def. Pascal Salasca (VCU) 7-6 (4), 7-5

1997 Regional • Final

No. 10 Duke 4, No. 26 South Carolina 1
May 11, 1997 • Atlanta, Ga.

Doubles

1. Grzegorz Badurowicz/Jerome Jourdon (SC) def. Sven Koehler/Dmitry Muzyka (DU) 8-3
2. Doug Root/Sebastien Gobbi (DU) def. Olof Akesson/Robert Wojcik (SC) 8-2
3. Adam Gusky/Porter Jones (DU) def. Keith Brill/Jorge Esqueda (SC) 8-5

Singles

1. (26) Jerome Jourdon (SC) def. (40) Doug Root (DU) 7-6, 6-3
3. (68) Dmitry Muzyka (DU) def. (71) Jorge Esqueda (SC) 7-6 (6), 6-2
4. Adam Gusky (DU) def. Grzegorz Badurowicz (SC) 7-6 (5), 6-1
6. Porter Jones (DU) def. Robert Wojcik (SC) 6-0, 6-2

1998 Regional • Quarterfinal

No. 15 South Carolina 4, Clemson 0
May 15, 1998 • Richmond, Va.

Doubles

2. Olof Akesson/Guillaume Legat (SC) def. Knight/Brad Emendorfer (CU) 8-6
3. Miller Brice/Tomasz Wawrzyniak (SC) def. Joey Hopke/Sandon Barth (CU) 9-7

Singles

3. (44) Guillaume Legat (SC) def. Brad Emendorfer (CU) 6-4, 6-2
5. Remy Nagel (SC) def. Joey Hopke (CU) 6-2, 6-1
6. Tomasz Wawrzyniak (SC) def. Sandon Barth (CU) 7-5, 6-3

1998 Regional • Semifinal

No. 15 South Carolina 4, North Carolina 1
May 16, 1998 • Richmond, Va.

Doubles

1. (10) Jerome Jourdon/Vladimir Pavicevic (SC) def. Grass/Adam Seri (NC) 8-4
2. Olof Akesson/Guillaume Legat (SC) def. Greg Hill/Rob Todesco (NC) 8-5

Singles

1. (18) Vladimir Pavicevic (SC) def. (79) Tripp Phillips (NC) 6-3, 6-4
2. (29) Jerome Jourdon (SC) def. Rob Tedesco (NC) 6-0, 6-3
3. (44) Guillaume Legat (SC) def. Adam Seri (NC) 6-1, 6-4
4. Greg Hill (NC) def. Olof Akesson (SC) 6-4, 6-2



In 1998, South Carolina reached the NCAA Tournament "Sweet 16" for the first time since the event expanded to begin with regional play.

1998 Regional • Final
No. 15 South Carolina 4, Virginia 2
May 17, 1998 • Richmond, Va.

Doubles

1. (10) Jerome Jourdon/Vladimir Pavicevic (SC) def. Huntley Montgomery (UVA) 8-3
2. Olof Akesson/Guillaume Legat (SC) def. Bear Schofield/Hyon Yoo (UVA) 8-3
3. Croker/John Winter (UVA) def. Miller Brice/Tomasz Wawrzyniak (SC) 8-0

Singles

1. (42) Brian Vahaly (UVA) def. (18) Vladimir Pavicevic (SC) 7-5, 4-6, 7-6 (3)
2. (29) Jerome Jourdon (SC) def. Huntley Montgomery (UVA) 4-6, 6-4, 6-1
3. (44) Guillaume Legat (SC) def. Hyon Yoo (UVA) 6-3, 6-2
4. Olof Akesson (SC) def. Bear Schofield (UVA) 6-7, 6-3, 6-0
5. Remy Nagel (SC) def. John Winter (UVA) 6-2, 6-2

1998 Championship • Sweet 16
No. 4 Mississippi State 4, No. 15 South Carolina 0
May 23, 1998 • Athens, Ga.

Doubles

2. Ballay/Thomas Dupre (MSU) def. Olof Akesson/Guillaume Legat (SC) 8-6
3. Jeremy Bayon/Metz (MSU) def. Miller Brice/Tomasz Wawrzyniak (SC) 8-3

Singles

1. (8) Thomas Dupre (MSU) def. (18) Vladimir Pavicevic (SC) 6-4, 6-4
2. (12) Simon Larose (MSU) def. (29) Jerome Jourdon (SC) 6-3, 7-5
5. (62) Jeremy Bayon (MSU) def. Remy Nagel (SC) 6-2, 6-2

1999 Championships • Round of 64
No. 14 South Carolina 4, Indiana 2
May 15, 1999 • Lexington, Ky.

Doubles

1. Rahman Smiley/Gabe Montilla (IU) def. Vladimir Pavicevic/Tomasz Wawrzyniak (SC) 8-6
2. Milan Rakvica/George McGill (IU) def. Olof Akesson/Guillaume Legat (SC) 9-7
3. Juan Gamboa/Jerome Jourdon (SC) def. Ian Arons/Jordan (IU) 8-2

Singles

1. (40) Jerome Jourdon (SC) def. Ian Amos (IU) 6-2, 6-0
2. (35) Guillaume Legat (SC) def. Gabe Montilla (IU) 6-3, 7-6
3. George McGill (IU) def. (68) Vladimir Pavicevic (SC) 6-3, 6-7, 3-0 ret.
4. (90) Olof Akesson (SC) def. Milan Rakcikn (IU) 3-6, 6-2, 6-3
5. Juan Gambao (SC) def. Paul Jacobson (IU) 6-1, 6-4

1999 Championships • Round of 32
No. 18 Kentucky 4, No. 14 South Carolina 0
May 16, 1999 • Lexington, Ky.

Doubles

1. Johan Hesoun/Johansson (UK) def. Vladimir Pavicevic/Tomasz Wawrzyniak (SC) 8-4
2. Edo Bowon/Tomas Smid (UK) def. Olof Akesson/Guillaume Legat (SC) 8-6
3. Juan Gamboa/Jerome Jourdon (SC) def. Carlos Drada/Stephens (UK) 8-5

Singles

3. Tomas Smid (UK) def. (68) Vladimir Pavicevic (SC) 6-1, 7-5
4. Gustav Pousette (UK) def. (90) Olof Akesson (SC) 6-4, 6-3
6. Johan Grunditz (UK) def. Tomasz Wawrzyniak (SC) 6-3, 6-4

2000 Championships • Round of 64
No. 43 South Carolina 4, No. 27 South Alabama 3
May 13, 2000 • Durham, N.C.

Doubles

1. Jerome Jourdon/Robert Steckley (SC) def. Paul McNemy/Zlatko Stupashy (USA) 8-4
2. Julien Raynal/Vincent Baudat (USA) def. Juan Gamboa/Guillaume Legat (SC) 9-8 (4)
3. Christian Thall/Zinchanka (USA) def. Olof Akesson/David Nelson (SC) 8-4

Singles

1. Julien Raynal (USA) def. Robert Steckley (SC) 4-6, 6-2, 6-0
2. Jerome Jourdon (SC) def. (100) Christian Thall (USA) 7-6, 5-7, 6-4
3. (84) Guillaume Legat (SC) def. Vincent Baudat (USA) 6-0, 6-1
4. Seth Rose (SC) def. Zak Lahmar (USA) 6-3, 6-1
5. Olof Akesson (SC) def. Paul McNemy (USA) 6-4, 6-1
6. Zlatko Stupashy (USA) def. Juan Gamboa (SC) 7-6, 6-4

2000 Championships • Round of 32
No. 6 Duke 4, No. 43 South Carolina 3
May 14, 2000 • Durham, N.C.

Doubles

2. Andres Pedroso/Rueger (DU) def. Juan Gamboa/Guillaume Legat (SC) 8-3
3. Jones/Pedro Escudero (DU) def. Olof Akesson/David Nelson (SC) 9-8 (5)

Singles

1. (46) Doug Root (DU) def. Robert Steckley (SC) 7-5, 2-6, 7-6 (5)
2. Jerome Jourdon (SC) def. (34) Ramsey Smith (DU) 5-7, 6-3, 6-2
3. Pedro Escudero (DU) def. (84) Guillaume Legat (SC) 7-5, 6-4
4. Seth Rose (SC) def. (48) Andres Pedroso (DU) 0-6, 6-3, 6-3
5. Olof Akesson (SC) def. Joel Spicher (DU) 6-4, 6-0
6. Marko Cerenko (DU) def. Juan Gamboa (SC) 6-2, 6-4



Gamecock Tennis

2001 Championships • Round of 64

No. 35 South Florida 4, No. 30 South Carolina 3
May 11, 2001 • Los Angeles, Calif.

Doubles

1. Paco Angelo/Martin Wetzel (USF) def. David Nelson/Seth Rose (SC) 8-6
2. Match Suspended
3. Boris Babic/Shah (USF) def. Rodrigo Pacheco/Carl Wermee (SC) 8-4

Singles

1. (7) Guillaume Legat (SC) def. (83) Paco Angelo (USF) 3-6, 7-5, 6-4
2. Martin Wetzel (USF) def. (85) Seth Rose (SC) 6-4, 6-2
3. Boris Babic (USF) def. Marcus Westman (SC) 6-1, 7-6 (1)
4. David Nelson (SC) def. Nadim Naser (USF) 6-1, 6-2
5. Jorge Escallon (USF) def. Carl Wermee (SC) 6-2, 6-7 (4), 7-5
6. Rodrigo Pacheco (SC) def. Jit Shaw (USF) 6-1, 3-6, 6-2

2002 Championships • Round of 64

No. 19 South Carolina 4, No. 44 Georgia Tech 2
May 11, 2002 • Knoxville, Tenn.

Doubles

1. Roger Anderson/David Wright (GT) def. Angelo Niculescu/Marcus Westman (SC) 8-5
3. Joao Menano/Morus (GT) def. Ben Atkinson/David Nelson (SC) 8-5

Singles

1. (30) Roger Anderson (GT) def. (37) Seth Rose (SC) 2-6, 6-0, 6-2
2. (68) Angelo Niculescu (SC) def. David Wright (GT) 6-1, 6-3
3. David Nelson (SC) def. Joao Menano (GT) 6-4, 6-1
4. Marcus Westman (SC) def. Scott Schnugg (GT) 6-4, 7-6 (2)
5. Carl Wermee (SC) def. Wes Nott (GT) 6-1, 6-3

2002 Championships • Round of 32

No. 1 Georgia 4, No. 19 South Carolina 0
May 12, 2002 • Knoxville, Tenn.

Doubles

1. Matias Boeker/Bo Hodge (UGA) def. Angelo Niculescu/Marcus Westman (SC) 8-3
3. Nicolas Boeker/Lesley Joseph (UGA) def. Olof Atkinson/David Nelson (SC) 8-3

Singles

2. (18) Brandon Wyner (UGA) def. (68) Angelo Niculescu (SC) 6-1, 6-4
5. Adam Seri (UGA) def. Carl Wermee (SC) 6-1, 6-1
6. Nicholas Boeker (UGA) def. Ben Atkinson (SC) 6-2, 6-2

2003 Championships • Round of 64

No. 33 Rice 4, No. 18 South Carolina 2
May 10, 2003 • Austin, Texas

Doubles

1. Robert Barker/William Barker (RU) def. Geraldo Knorr/Angelo Niculescu (SC) 8-5
2. Seth Rose/Carl Wermee (SC) def. Tony Haerle/Robert Searle (RU) 8-6
3. Tom Eklund/Marcus Westman (SC) def. Jackson/Matthias Mathaes (RU) 8-5

Singles

1. (27) Robert Searle (RU) def. (48) Seth Rose (SC) 6-4, 6-0
2. (29) Robert Barker (RU) def. (69) Angelo Niculescu (SC) 6-4, 6-1
4. Tony Haerle (RU) def. Carl Wermee (SC) 1-6, 7-5, 6-4
5. Vuk Rajevac (RU) def. Tom Eklund (SC) 7-5, 6-2
6. Ben Atkinson (SC) def. Matthias Mathaes (RU) 6-3, 3-6, 6-4

2004 Championships • Round of 64

No. 17 Ohio State 4, No. 38 South Carolina 0
May 15, 2004 • Chapel Hill, N.C.

Doubles

1. (25) Joey Atas/Jeremy Wurtzman (OSU) def. Geraldo Knorr/Pedro Rodrigues (SC) 8-4
2. Scott Green/Ross Wilson (OSU) def. Tom Eklund/Marcus Westman (SC) 8-5

Singles

1. Jeremy Wurtzman (OSU) def. Marcus Westman (SC) 6-4, 6-2
4. Devin Mullings (OSU) def. Geraldo Knorr (SC) 6-3, 6-1
6. Dennis Mertens (OSU) def. Pedro Rodrigues (SC) 6-1, 6-4

2005 Championships • Round of 64

No. 19 South Carolina 4, No. 51 Oklahoma 3
May 14, 2005 • Stillwater, Okla.

Doubles

1. (23) Geraldo Knorr/Pedro Rodrigues (SC) def. Tommy Garrison/Ondrej Fukala (OU) 8-2
2. Jaime Cuellar/Tom Eklund (SC) def. Marek Velicka/Silviu Tanasoiu (OU) 8-4

Singles

1. (35) Tom Eklund (SC) def. (50) Marek Velicka (OU) 7-6 (8), 6-3
2. Ondrej Fukala (OU) def. Pedro Rodrigues (SC) 6-0, 6-1
3. Jaime Cuellar (SC) def. (125) Alexei Ivanov (OU) 6-3, 6-4
4. Tommy Garrison (OU) def. Dmitry Babenko (SC) 6-0, 7-5
5. Geraldo Knorr (SC) def. Silviu Tanasoiu (OU) 6-7 (5), 6-4, 6-2
6. Lee Gregg (OU) def. Ben Atkinson (SC) 3-6, 6-0, 7-5

2005 Championships • Round of 32

No. 19 South Carolina 4, No. 13 Oklahoma State 3
May 15, 2005 • Stillwater, Okla.

Doubles

1. (55) Mark Van Elden/Daniel Byrnes (OSU) def. (23) Geraldo Knorr/Pedro Rodrigues (SC) 9-8 (5)
2. Jaime Cuellar/Tom Eklund (SC) def. Boris Kuharic/Juan Felipe Diaz (OSU) 8-5
3. Tomas Bohunicky/Artie Burmistray (OSU) def. Ben Atkinson/Dmitry Babenko (SC) 8-3

Singles

1. (28) Mark Van Elden (OSU) def. (35) Tom Eklund (SC) 6-3, 6-1
2. Pedro Rodrigues (SC) def. Boris Kuharic (OSU) 7-6 (4), 7-5
3. Jaime Cuellar (SC) def. (90) Tomas Bohunicky (OSU) 6-2, 7-6 (4)
4. Dmitry Babenko (SC) def. Artie Burmistray (OSU) 6-3, 6-2
5. Daniel Byrnes (OSU) def. Geraldo Knorr (SC) 6-2, 6-1
6. Ben Atkinson (SC) def. Juan Felipe Diez (OSU) 6-2, 4-6, 7-6 (4)

2005 Championships • Sweet 16

No. 3 Florida 4, No. 19 South Carolina 0
May 21, 2005 • College Station, Texas

Doubles

1. (8) Hamid Mirzadeh/Greg Ouellette (UF) def. (23) Geraldo Knorr/Pedro Rodrigues (SC) 8-6
2. Jaime Cuellar/Tom Eklund (SC) def. Chris Brandi/Jordan Dolberg (UF) 8-6
3. Nestor Briceno/Tell (UF) def. Ben Atkinson/Dmitry Babenko (SC) 8-5

Singles

1. (24) Hamid Mirzadeh (UF) def. (35) Tom Eklund (SC) 6-4, 6-2
3. (95) Vlad Obradovich (UF) def. Jaime Cuellar (SC) 6-4, 6-1
6. Ryan Sherry (UF) def. Ben Atkinson (SC) 6-2, 6-3

2006 Championships • Round of 64

No. 24 Clemson 4, No. 42 South Carolina 1
May 13, 2006 • Chapel Hill, N.C.

Doubles

2. Jaime Cuellar/Yevgeny Supeko (SC) def. Sander Koning/Ryan Young (CU) 8-2

Singles

2. Sander Koning (CU) def. Jaime Cuellar (SC) 6-1, 6-2
4. Ryan Young (CU) def. Yevgeny Supeko (SC) 6-1, 6-1
5. Clint Boling (CU) def. Dmitry Babenko (SC) 6-2, 6-4
6. Brent Twente (CU) def. Adam Adler (SC) 6-2, 6-2

2009 Championships • Round of 64

No. 37 North Carolina 4, No. 31 South Carolina 0
May 8, 2009 • Charlottesville, Va.

Doubles

1. (17) Clay Donato/Taylor Fogleman (NC) def. (24) Diego Cubas/Ivan Machado (SC) 8-6
3. Brennan Boyajian/Zach Hunter (NC) def. Jaime Cuellar/Johannes Pulsfort (SC) 8-6

Singles

1. (32) Clay Donato (NC) def. (54) Diego Cubas (SC) 6-4, 6-2
4. Andrew Crone (NC) def. Ivan Machado (SC) 6-3, 6-4
6. Cameron Ahari (NC) def. Ivan Cressoni (SC) 6-4, 6-2

Individual NCAA Championship Appearances

1985 • Athens, Ga.

Round of 64 Singles

Jan Sandberg (SC) d. Greg Hahn (Ala.) 6-3, 7-5

Round of 32 Singles

Jeff Chambers (UNC) d. Jan Sandberg (SC) 6-2, 6-4

1986 • Athens, Ga.

Round of 64 Singles

Philip Johnson (GA) def. Jan Sandberg (SC) 4-6, 7-6, 6-3

Round of 32 Doubles

Diller/Pearce (UCLA) def. Ashby/Sandberg (SC) 6-2, 7-5

1987 • Athens, Ga.

Round of 64 Singles

Shelby Cannon (TN) def. Johan Karlan (SC) 6-1, 6-2

Ken Diller (SC) def. Stephen Enochs (GA) 2-6, 6-3, 6-4

Round of 32 Singles

Ken Diller (SC) def. Den Bishop (SMU) 6-4, 6-2

Round of 16 Singles

Scott Warner (UNLV) def. Ken Diller (SC) 6-4, 6-3

1988 • Athens, Ga.

Round of 64 Singles

Steve Longley (SC) def. (8) Felix Barrientos (LSU) 6-3, 6-7, 6-3

Round of 32 Singles

Woody Hunt (Cal) def. Steve Longley (SC) 6-3, 6-3

1989 • Athens, Ga.

Round of 64 Singles

Conny Falk (Miami) def. Ken Diller (SC) 6-3, 6-1

Jose Luis Noriega (San Diego) def. Steve Longley (SC) 7-5, 6-2

Johan Donar (Miami) def. Stephane Simian (SC) 6-2, 2-0 ret.

Round of 32 Doubles

Diller/Simian (SC) def. Brown Solano (Ark.) 3-6, 7-6, 6-3

Round of 16 Doubles

Faibo/Seacrest (Kan.) def. Diller/Simian (SC) 3-6, 6-3, 6-2



Gamecock Tennis

1990 • Palm Springs, Calif.

Round of 64 Singles

Stephane Simian (SC) def. David Kass (Mich.) 6-0, 3-6, 6-2
Louie Gloria (SC) def. Dave Lomicky (Ariz. St.) 6-4, 3-6, 6-0
Jose Luis Noriega (San Diego) def. Dave Hopper (SC) 6-2, 6-2

Round of 32 Singles

Tom Furukrantz (LSU) def. Stephane Simian (SC) 7-6, 6-0
Jonathan Stark (Stanford) def. Louie Gloria (SC) 6-2, 6-4

Round of 32 Doubles

Cathrall/Hombrecher (USC) def. Hopper/Simian (SC) 6-3, 6-4
Ferreira/Stimpson (Ala.) def. Gloria/Sydow (SC) 6-4, 6-2

1991 • Athens, Ga.

Round of 64 Singles

Louis Rouette (TCU) def. David Hopper (SC) 3-6, 6-4, 7-6

1994 • South Bend, Ind.

Round of 64 Singles

Johan Hede (Miss.) def. Johan Sandberg (SC) 7-5, 6-3
Chris Mahoney (Tenn.) def. Maxsy Jimenez (SC) 7-6, 6-1

1995 • Athens, Ga.

Round of 64 Singles

Marc Bauer (Colorado) def. (45) Maxsy Jimenez (SC) 6-0, 6-7, 6-2

1996 • Athens, Ga.

Round of 64 Singles

Johan Landsberg (Miss.) def. Maxsy Jimenez (SC) 6-0, 6-7, 6-2

1997 • Los Angeles, Calif.

Round of 64 Singles

(33) Keith Brill (SC) def. Krunch Kloberdanz (Vanderbilt) 6-3, 6-3
Christian Svensson (Utah) def. (26) Jerome Jourdon (SC) 6-1, 6-4

Round of 32 Singles

Simon Larose (Miss. St.) def. (33) Keith Brill (SC) 6-7 (1), 6-3, 7-6 (4)

1998 • Athens, Ga.

Round of 64 Singles

(87) Johann Jooste (Baylor) def. (29) Jerome Jourdon (SC) 6-2, 6-3
(23) Michael Mather (Louisville) def. (18) Vladimir Pavicevic (SC) 6-3, 6-1
(44) Guillaume Legat (SC) def. (38) Rudy Rake (Miami) 7-6 (2), 6-1

Round of 32 Singles

(22) Jean-Noel Grinda (UCLA) def. (44) Guillaume Legat (SC) 2-6, 6-2, 6-4

Round of 32 Doubles

Hurst/Merkert (Boise St.) def. Jourdon/Pavicevic (SC) 6-2, 3-6, 6-3

1999 • Athens, Ga.

Round of 64 Singles

(40) Jerome Jourdon (SC) def. (51) Cory Guy (UCSB) 7-5, 6-2
(44) Carlos Drada (Ky.) def. (35) Guillaume Legat (SC) 2-6, 3-0 ret.

Round of 32 Singles

(9) Olliver Freelove (Ill.) def. (40) Jerome Jourdon (SC) 7-6 (8) 7-6 (6)

2001 • Athens, Ga.

Round of 64 Singles

(7) Guillaume Legat (SC) def. Matt Prentice (Okla. St.) 6-1, 6-2

Round of 32 Singles

(7) Guillaume Legat (SC) def. Daniel Klementz (MTSU) 6-1, 6-2

Round of 16 Singles

(7) Guillaume Legat (SC) def. K.J. Hippensteel (Stanford) 7-5, 6-3

Quarterfinals Singles

(7) Guillaume Legat (SC) def. Ramsey Smith (Duke) 7-6, 7-5

Semifinals Singles

Matias Boeker (Ga.) def. (7) Guillaume Legat (SC) 6-2, 6-2

2002 • College Station, Texas

Round of 64 Singles

(99) Lance Mills (Neb.) def. (37) Seth Rose (SC) 6-2, 4-6, 7-6

2003 • Athens, Ga.

Round of 64 Singles

Seth Rose (SC) def. Richard Barker (Rice) 6-2, 6-4

Round of 32 Singles

Seth Rose (SC) def. Janne Holmia (Fla.) 6-0, 2-0 ret.

Round of 16 Singles

Todd Wilson (Miami) def. Seth Rose (SC) 6-2, 6-4

2005 • College Station, Texas

Round of 64 Singles

(11) Benjamin Kohleffel (UCLA) def. (35) Tom Eklund (SC) 6-4, 6-4

Round of 32 Doubles

Shields/Schoeck (Boise St.) def. Rodrigues/Knorr (SC) 6-4, 6-4

2009 • College Station, Texas

Round of 64 Singles

(54) Diego Cubas (SC) def. (4) Denes Lukacs (Baylor) 2-6, 6-4, 6-4

Round of 32 Singles

(36) Jay Weinacker (NC St.) def. (54) Diego Cubas (SC) 7-6 (1), 6-4

Round of 32 Doubles

Cavalho/Rojmar (Texas Tech) def. (24) Cubas/Machado (SC) 6-4, 7-5

Gamecock Tennis

4/28 vs. LSU (NA/21) + L 2-4
 5/14 vs. N. Carolina (NA/20) * L 2-4
 * SEC Tournament (Tuscaloosa, Ala.)
 * NCAA Regional (Columbia, S.C.)

1995

Head Coach Kent DeMars

Overall Record: 12-16

Home: 10-8; Away: 2-6; Neutral: 0-2

NCAA Regional First Round

Final Rank: -

2/5 Charlotte W 4-1
 2/5 at Davidson W 6-1
 2/11 Boston College W 5-0
 2/11 NC State W 7-0
 2/18 Elon W 4-1
 2/18 Francis Marion W 7-0
 2/26 James Madison W 4-1
 2/26 Old Dominion W 6-1
 3/3 Mississippi St. (13/3) L 2-5
 3/5 UNC Greensboro W 5-0
 3/5 William & Mary W 3-2
 3/7 at Mississippi (-/8) L 1-6
 3/15 LSU (-/18) L 1-6
 3/18 Kentucky (-/16) L 3-4
 3/22 Auburn (-/50) L 1-6
 3/26 at Georgia Tech W 5-2
 3/29 Wake Forest L 2-5
 3/31 at Arkansas (-/29) L 1-6
 4/3 Duke (-/8) L 0-6
 4/5 at Georgia (-/2) L 1-5
 4/9 at North Carolina (-/40) L 1-5
 4/12 Florida (-/22) L 0-4
 4/15 Alabama W 5-1
 4/18 Clemson (-/37) L 0-7
 4/21 at Tennessee (-/15) L 0-7
 4/23 at Vanderbilt (-/41) L 0-7
 4/27 vs. Tennessee (-/15) + L 0-4
 5/5 vs. VCU (-/23) * L 0-4

+ SEC Tournament (Baton Rouge, La.)
 * NCAA Regional (Norfolk, Va.)

1996

Head Coach Kent DeMars

Overall Record: 13-11

Home: 11-4; Away: 2-5; Neutral: 0-2

NCAA Regional First Round

Final Rank: NA

2/29 Georgia Tech (38/-) W 4-3
 1/20 Citadel (38/-) W 7-0
 2/3 C. of Charleston (38/-) W 6-1
 2/3 NC State (38/-) W 5-1
 2/11 Virginia (38/-) W 5-2
 2/16 Charleston Sthrn. (38/-) W 7-0
 2/25 Davidson (38/-) W 7-0
 2/25 James Madison (38/-) W 5-0
 3/3 at Mississippi St. (38/6) L 3-4
 3/5 at Alabama (29/-) L 3-4
 3/13 Georgia (29/3) L 2-5
 3/16 at Wake Forest (29/-) W 5-2
 3/19 Tennessee (40/26) W 4-3
 3/22 at LSU (40/-) L 0-7
 3/24 Auburn (40/29) L 3-4
 3/30 Vanderbilt (40/-) W 6-1
 4/4 Mississippi (37/-) L 2-5
 4/6 Arkansas (37/-) W 5-2
 4/8 North Carolina (37/17) L 3-4
 4/12 at Kentucky (37/45) L 2-5
 4/14 at Florida (37/16) L 1-6
 4/17 at Clemson (38/43) W 4-3
 4/25 vs. Alabama (38/-) + L 3-4
 5/10 vs. Florida St. (40/33) * L 2-4

+ SEC Tournament (Fayetteville, Ark.)
 * NCAA Regional (Clemson, S.C.)

1997

Head Coach Kent DeMars

Overall Record: 17-10

Home: 10-5; Away: 5-3; Neutral: 2-2

NCAA Regional Final

Final Rank: 23

2/1 C. of Charleston (32/-) W 6-1
 2/1 East Carolina (32/-) W 4-0
 2/10 Charleston Sthrn. (32/-) W 4-1
 2/10 James Madison (32/-) W 7-0
 2/14 Virginia (32/52) W 6-1
 2/16 NC State (32/-) W 6-1
 2/23 at Davidson (32/-) W 7-0
 2/23 UNC Greensboro (32/-) W 4-1
 2/27 Wake Forest (32/62) W 7-0
 3/2 Mississippi St. (32/3) L 3-4
 3/5 at Georgia Tech (32/-) W 6-1
 3/7 Duke (32/8) L 2-5
 3/9 at Alabama (32/28) L 3-4
 3/11 LSU (27/12) L 2-5
 3/15 at Georgia (31/4) L 1-6
 3/18 Kentucky (31/3) L 3-4
 3/22 Florida (31/33) L 3-4
 3/29 Auburn (31/24) W 6-1
 4/5 at Arkansas (31/38) W 4-3
 4/7 at Mississippi (34/6) L 2-5
 4/11 at Tennessee (35/52) W 5-2
 4/13 at Vanderbilt (35/55) W 6-1
 4/15 Clemson (34/22) W 6-1
 4/17 vs. Auburn (34/19) + L 0-4
 5/9 vs. Virginia (26/34) * W 4-1
 5/10 vs. VCU (26/16) * W 4-1
 5/11 vs. Duke (26/10) * L 1-4

+ SEC Tournament (Columbia, S.C.)
 * NCAA Regional (Atlanta, Ga.)

1998

Head Coach Kent DeMars

Overall Record: 21-8

Home: 13-2; Away: 4-4; Neutral: 4-2

NCAA Round of 16

Final Rank: 15

1/31 Charleston Sthrn. (22/-) W 6-1
 1/31 Citadel (22/-) W 4-1
 2/8 NC State (22/-) W 7-0
 2/15 Davidson (22/-) W 6-1
 2/15 Francis Marion (22/-) W 4-1
 2/22 Charlotte (22/-) W 7-0
 3/1 Vanderbilt (22/63) W 5-2
 3/4 at LSU (22/6) L 2-5
 3/7 C. of Charleston (22/-) W 6-1
 3/7 East Carolina (22/-) W 5-0
 3/10 Mississippi (22/5) L 3-4
 3/12 at Duke (22/-) W 4-3
 3/15 Georgia (28/4) L 2-5
 3/17 Wake Forest (28/75) W 6-1
 3/20 Tennessee (28/23) W 5-2
 3/22 at Mississippi St. (28/3) L 2-5
 3/25 at Clemson (18/-) W 7-0
 3/29 at Auburn (17/23) L 2-5
 4/3 at Florida (18/21) W 4-3
 4/5 at Alabama (18/-) W 6-1
 4/8 Georgia Tech (19/56) W 5-2
 4/10 at Kentucky (19/-) L 2-5
 4/12 Arkansas (19/-) W 4-3
 4/16 vs. Vanderbilt (19/-) + W 4-1
 4/17 vs. Mississippi St. (19/4) + L 1-4
 5/15 vs. Clemson (15/-) * W 4-0

5/16 vs. N. Carolina (15/-) * W 4-1
 5/17 vs. Virginia (15/-) * W 4-2
 5/23 vs. Mississippi St. (15/4) \$ L 0-4
 + SEC Tournament (Auburn, Ala.)
 * NCAA Regional (Richmond, Va.)
 \$ NCAA Championship (Athens, Ga.)

1999

Head Coach Kent DeMars

Overall Record: 18-12

Home: 10-6; Away: 3-2; Neutral: 5-4

NCAA Regional Final

Final Rank: 14

2/8 Charlotte (9/-) W 4-1
 2/8 UNC Greensboro (9/-) W 7-0
 2/10 NC State (9/-) L 3-4
 2/13 at North Carolina (9/-) W 6-1
 2/18 vs. Pepperdine (9/8) & W 4-3
 2/19 vs. Stanford (9/1) & L 1-5
 2/20 vs. Mississippi (9/4) & L 2-5
 2/26 Davidson (9/-) W 5-2
 2/27 Charleston Sthrn. (9/-) W 7-0
 3/5 Alabama (9/21) L 3-4
 3/8 vs. Rice (9/-) # W 6-1
 3/12 Tennessee (11/15) W 4-3
 3/14 Mississippi St. (11/17) W 4-3
 3/17 Kentucky (11/21) L 3-4
 3/19 at Georgia (11/5) L 3-4
 3/21 LSU (11/20) L 3-4
 3/25 Duke (11/7) L 2-4
 3/28 at Mississippi (11/14) L 2-4
 3/31 Clemson (11/-) W 6-1
 4/2 Arkansas (11/-) W 4-3
 4/4 Florida (11/8) L 1-6
 4/6 at Georgia Tech (19/-) W 4-3
 4/9 at Vanderbilt (19/-) W 4-3
 4/13 Wake Forest (19/-) W 6-1
 4/16 Auburn (19/-) W 4-3
 4/22 vs. Miss. St. (19/25) + W 4-1
 4/23 vs. Mississippi (19/4) + W 4-3
 4/24 vs. LSU (19/13) + L 1-4
 5/15 vs. Indiana (14/-) * W 4-2
 5/16 vs. Kentucky (14/18) * W 0-4

& USTA/ITA National Team Indoor Champ.
 # at Hilton Head, S.C.
 + SEC Tournament (Gainesville, Fla.)
 * NCAA Regional (Lexington, Ky.)

2000

Head Coach Kent DeMars

Overall Record: 10-13

Home: 6-6; Away: 3-6; Neutral: 1-1

NCAA Regional Final

Final Rank: 41

2/12 NC State (15/69) W 6-1
 2/19 Charleston Sthrn. (14/-) W 6-1
 2/19 Charlotte (14/-) L 2-3
 3/2 at Wake Forest (26/41) W 4-3
 3/4 Davidson (26/-) W 7-0
 3/6 at Auburn (26/22) L 1-6
 3/8 at Alabama (25/50) L 2-5
 3/14 North Carolina (25/51) L 3-4
 3/17 at Florida (57/4) L 2-5
 3/19 at Mississippi St. (57/22) L 1-4
 3/24 Tennessee (63/11) L 3-4
 3/26 at LSU (63/12) L 0-7
 3/31 Arkansas (66/65) W 5-2
 4/2 Georgia Tech (66/-) W 6-1
 4/4 at Clemson (66/-) W 4-3
 4/7 Mississippi (64/14) L 2-5
 4/9 at Duke (64/5) L 3-4
 4/12 Georgia (51/32) L 2-5

4/14 Vanderbilt (51/-) W 5-2
 4/16 at Kentucky (51/36) W 4-3
 4/20 Auburn (43/33) + L 1-4
 5/13 vs. South Ala. (43/27) * W 4-3
 5/14 vs. Duke (43/6) * L 3-4
 + SEC Tournament (Sarkville, Miss.)
 * NCAA Regional (Durham, N.C.)

2001

Head Coach Kent DeMars

Overall Record: 13-13

Home: 8-5; Away: 1-6; Neutral: 4-2

NCAA Regional First Round

Final Rank: 29

2/4 at Davidson (37/-) W 5-2
 2/9 Charleston Sthrn. (37/-) W 4-0
 2/10 at N. Carolina (37/26) L 1-6
 2/17 Francis Marion (36/-) W 3-0
 2/24 Georgia Tech (42/71) L 3-4
 3/2 NC State (51/-) W 4-3
 3/4 Mississippi St. (51/17) L 0-7
 3/7 Clemson (55/40) W 5-2
 3/9 Alabama (55/24) L 3-4
 3/11 Florida (55/22) W 4-3
 3/14 vs. N. Carolina (39/-) # W 5-2
 3/15 vs. Bowling Grn. (39/-) # W 4-3
 3/20 vs. Charlotte (39/-) ^ W 4-3
 3/23 Kentucky (40/38) W 4-2
 3/23 at Mississippi (40/11) L 2-4
 3/30 at Georgia (33/5) L 0-5
 4/1 LSU (33/17) W 4-3
 4/4 Auburn (28/18) L 3-4
 4/6 at Arkansas (28/37) L 3-4
 4/9 Wake Forest (28/47) W 5-2
 4/11 Duke (31/5) L 0-7
 4/13 at Tennessee (31/7) L 1-6
 4/15 at Vanderbilt (31/46) L 3-4
 4/19 vs. Auburn (30/20) + W 4-1
 4/20 vs. Tennessee (30/7) + L 3-4
 5/11 vs. South Florida (30/35) * L 3-4

at Las Vegas, Nev.
 ^ at Davidson, N.C.
 + SEC Tournament (Lexington, Ky.)
 * NCAA Regional (Los Angeles, Calif.)

2002

Head Coach Kent DeMars

Overall Record: 17-9

Home: 11-3; Away: 3-4; Neutral: 3-2

NCAA Regional Second Round

Final Rank: 20

2/2 NC State (31/-) W 7-0
 2/10 Charlotte (31/63) W 5-0
 2/10 Davidson (31/-) W 7-0
 2/17 Winthrop (30/-) W 4-0
 2/17 Wofford (30/-) W 7-0
 2/23 North Carolina (31/36) W 4-3
 3/1 Mississippi St. (30/13) W 4-3
 3/3 Mississippi (30/6) L 2-5
 3/8 at LSU (23/21) W 5-2
 3/10 at Arkansas (23/26) L 3-4
 3/15 at Vanderbilt (24/30) W 4-2
 3/17 Kentucky (24/7) L 3-4
 3/20 Georgia Tech (19/50) W 5-2
 3/24 C. of Charleston (27/-) W 6-0
 3/24 The Citadel (19/-) W 7-0
 3/29 Auburn (27/23) W 5-2
 3/31 Alabama (24/21) L 3-4
 4/5 at Georgia (24/1) L 2-5
 4/7 at Tennessee (19/15) L 1-6
 4/10 at Wake Forest (24/22) W 5-0
 4/14 at Florida (24/15) L 2-5

Gamecock Tennis

Coaching History

Year	Coach	Won	Lost	Tied	Pct.	Final Rank	Conference Record (Finish)	Postseason Finish
1955-56	Joe Grugin	3	8	0	.273		ACC, 1-6 (8th)	
1956-57	Walter Hambrick	7	10	0	.412		ACC, 1-7 (8th)	
1957-58	Walter Hambrick	5	9	0	.357		ACC, 1-5 (7th)	
1958-59	Walter Hambrick	4	8	0	.333		ACC, 0-7 (8th)	
1959-60	Walter Hambrick	7	5	0	.583		ACC, 1-5 (7th)	
1960-61	Bob Brown	7	8	0	.506		ACC, 2-5 (7th)	
1961-62	Marshall Reed	0	8	0	.000		ACC, 0-7 (8th)	
1962-63	W.L. Strickland	0	9	0	.000		ACC, 0-7 (8th)	
1963-64	Bill McClain	0	10	1	.045		ACC, 0-6-1 (8th)	
1964-65	Bill McClain	3	14	0	.176		ACC, 0-7 (8th)	
1965-66	Bill McClain	12	5	0	.706		ACC, 3-4 (t-5th)	
1966-67	Bill McClain	18	3	0	.857		ACC, 4-3 (t-3rd)	
1967-68	Bill McClain	22	0	1	.978		ACC, 7-0 (1st)	
1968-69	Bill McClain	17	3	0	.850		ACC, 4-3 (4th)	
1969-70	Bobby Heald	5	14	0	.263		ACC, 2-5 (6th)	
1970-71	Ron Moser	9	11	0	.818		ACC, 1-4 (t-6th)	
1971-72	Ron Smarr	22	4	0	.846			
1972-73	Ron Smarr	26	3	0	.897			
1973-74	Ron Smarr	25	9	0	.735			
1974-75	Ron Smarr	24	3	0	.889			
1975-76	Ron Smarr	32	2	0	.941			
1976-77	Ron Smarr	22	9	0	.710			
1977-78	Ron Smarr	25	6	0	.806			NCAA Championships Round of 16
1978-79	Ron Smarr	28	13	0	.683			
1979-80	Ron Smarr	21	9	0	.683			
1980-81	Ron Smarr	27	5	0	.844			
1981-82	Ron Smarr	23	6	0	.793			
1982-83	Ron Smarr	21	8	0	.724			
1983-84	Ron Smarr	24	8	0	.750		Metro Tourn. Runner-Up	
1984-85	Kent DeMars	24	5	0	.828	14	Metro Tourn. Champs	
1985-86	Kent DeMars	16	9	0	.640	15	Metro Tourn. Champs	
1986-87	Kent DeMars	19	10	0	.655	11	Metro Tourn. Champs	NCAA Championships Round of 16
1987-88	Kent DeMars	5	18	0	.218		Metro Tourn. 3rd Place	
1988-89	Kent DeMars	21	8	0	.725	5	Metro Tourn. Champs	NCAA Championships Semifinals
1989-90	Kent DeMars	17	9	0	.654	10	Metro Tourn. Champs	NCAA Championships Round of 16
1990-91	Kent DeMars	17	9	0	.654	19	Metro Tourn. Champs	NCAA Championships Round of 16
1991-92	Kent DeMars	8	14	0	.364		SEC, 3-9 (10th)	
1992-93	Kent DeMars	11	11	0	.500		SEC, 3-9 (t-9th)	
1993-94	Kent DeMars	19	8	0	.704	15	SEC, 5-7 (8th)	NCAA Regional Semifinals
1994-95	Kent DeMars	12	16	0	.429		SEC, 1-11 (11th)	NCAA Regional First Round
1995-96	Kent DeMars	13	11	0	.542	41	SEC, 3-9 (10th)	NCAA Regional First Round
1996-97	Kent DeMars	17	10	0	.630	23	SEC, 4-8 (9th)	NCAA Regional Final
1997-98	Kent DeMars	21	8	0	.724	15	SEC, 6-7 (t-6th)	NCAA Championships Sweet 16
1998-99	Kent DeMars	18	12	0	.600	14	SEC, 7-6 (4th)	NCAA Championships Second Round
1999-00	Kent DeMars	10	13	0	.435	41	SEC, 3-8 (9th)	NCAA Championships Second Round
2000-01	Kent DeMars	13	13	0	.500	29	SEC, 3-8 (10th)	NCAA Championships First Round
2001-02	Kent DeMars	17	9	0	.654	20	SEC, 4-7, (5th East)	NCAA Championships Second Round
2002-03	Kent DeMars	17	8	0	.680	20	SEC, 5-6 (4th East)	NCAA Championships First Round
2003-04	Kent DeMars	15	14	0	.517	37	SEC, 3-8 (6th East)	NCAA Championships First Round
2004-05	Kent DeMars	20	10	0	.667	16	SEC, 6-5 (4th East)	NCAA Championships Sweet 16
2005-06	Kent DeMars	14	15	0	.483	41	SEC, 5-6 (4th East)	NCAA Championships First Round
2006-07	Kent DeMars	11	14	0	.440	63	SEC, 2-9 (6th East)	
2007-08	Kent DeMars	11	13	0	.458	55	SEC, 1-10 (6th East)	
2008-09	Kent DeMars	15	11	0	.577	35	SEC, 3-8 (5th East)	NCAA Championships First Round

Notes: Complete season records prior to 1955-56 are unavailable.
 South Carolina had no conference affiliation 1972-83.

Series Results

Alabama 14-19

4/26/68	W	7-2	A
3/24/77	W	6-3	A
3/17/78	W	6-3	H
3/29/79	L	4-5	A
3/30/84	L	2-6	H
3/30/85	W	5-1	N
3/30/86	W	5-1	N
3/4/89	W	5-4	N
4/1/89	L	3-4	N
5/20/89	W	5-2	N
3/31/90	W	5-1	N
3/10/92	L	4-5	A
4/23/92	L	1-5	N
3/7/93	L	2-5	H
4/22/94	W	5-2	A
4/15/95	W	5-1	H
3/5/96	L	3-4	A
4/25/96	L	3-4	N
3/9/97	L	3-4	A
4/5/98	W	6-1	A
3/5/99	L	3-4	H
3/8/00	L	2-5	A
3/9/01	L	3-4	H
3/31/02	L	3-4	H
3/30/03	L	3-4	A
3/19/04	L	3-4	H
3/25/05	W	6-1	A
4/2/06	W	4-3	H
4/1/07	L	1-6	A
4/19/07	L	1-4	A
4/4/08	L	6-1	H
4/17/08	W	4-3	N
4/12/09	L	0-4	A

Amherst 3-0

1968	W	9-0	
3/28/75	W	9-0	H
3/26/76	W	9-0	H

Anderson 1-0

1/31/79	W	5-4	H
---------	---	-----	---

Appalachian State 15-1

3/5/74	W	6-3	H
4/3/75	W	6-3	H
4/9/76	W	8-1	H
4/26/77	L	4-5	A
3/10/78	W	9-0	H
4/22/79	W	5-0	H
3/16/80	W	8-1	H
4/21/81	W	6-2	A
2/21/82	W	9-0	H
2/25/83	W	7-2	H
4/15/84	W	8-1	A
3/22/85	W	6-0	H

2/4/06	W	5-2	H
2/4/07	W	7-0	H
2/2/08	W	6-1	H
2/28/09	W	6-1	H

Arizona 1-0

3/3/90	W	5-3	N
--------	---	-----	---

Arizona State 0-2

4/3/88	L	0-6	H
3/9/89	L	4-5	A

Arkansas 12-9

3/5/87	W	8-1	N
3/8/91	L	2-5	N
4/19/92	L	3-5	H
3/12/93	L	1-5	A
4/19/94	W	4-0	H
3/31/95	L	1-6	A
4/6/96	W	5-2	H
4/5/97	W	4-3	A
4/12/98	W	4-3	H
4/2/99	W	4-3	H
3/31/00	W	5-2	H
4/6/01	L	3-4	A
3/10/02	L	3-4	A
4/18/02	W	4-2	N
3/9/03	W	4-2	H
4/16/04	L	5-2	A
3/4/05	W	5-2	H
3/26/06	L	0-4	A
3/25/07	W	4-3	H
3/30/08	W	4-3	A
4/3/09	L	1-6	H

Auburn 10-15

3/30/79	W	7-2	A
3/27/86	W	5-1	N
3/27/88	L	1-5	N
3/31/89	W	6-1	N
3/12/92	W	5-1	A
4/2/93	W	4-3	H
4/24/94	L	3-4	A
3/22/95	L	1-6	H
3/24/96	L	3-4	H
3/29/97	W	6-1	H
4/17/97	L	0-4	N
3/29/98	L	2-5	A
4/16/99	W	4-3	H
3/6/00	L	1-6	A
4/20/00	L	1-4	H
4/4/01	L	3-4	H
4/19/01	W	4-1	N
3/29/02	W	5-2	H
3/28/03	L	1-6	A

3/21/04	L	3-4	H
3/27/05	L	2-4	A
3/31/06	W	4-3	H
3/30/07	L	2-5	A
4/6/08	L	4-3	H
4/10/09	L	1-6	A

Baylor 2-0

3/22/78	W	8-1	A
3/23/81	W	9-0	A

Boston College 3-0

2/12/93	W	6-1	H
2/12/94	W	4-1	H
2/11/95	W	5-0	H

Bowling Green 1-0

3/15/01	W	4-3	N
---------	---	-----	---

Cal State Fullerton 4-0

4/5/80	W	9-0	A
3/12/82	W	9-0	A
3/12/83	W	9-0	A
3/9/84	W	7-2	A

California 2-1

3/8/87	L	2-5	N
5/21/89	W	5-4	N
3/30/90	W	5-3	N

Central Michigan 3-0

3/11/73	W	9-0	H
3/14/74	W	6-3	H
4/24/74	W	9-0	H

Chapman College 1-0

2/16/86	W	5-1	A
---------	---	-----	---

Charleston Southern 9-0

2/16/96	W	7-0	H
2/10/97	W	4-1	H
1/31/98	W	6-1	H
2/27/99	W	7-0	H
2/19/00	W	6-1	H
2/9/01	W	4-0	H
3/22/06	W	4-0	H
2/4/07	W	6-1	H
2/2/08	W	7-0	H

Charlotte 15-1

3/22/84	W	7-2	H
2/23/85	W	8-1	H
3/5/94	W	5-0	H
2/5/95	W	4-1	H
2/22/98	W	7-0	H
2/8/99	W	4-1	H
2/19/00	L	2-3	H
3/20/01	W	4-3	N
2/10/02	W	5-0	H
2/9/03	W	7-0	N
2/15/04	W	7-0	H
2/6/05	W	5-1	N
2/11/06	W	6-1	H
2/10/07	W	7-0	H
2/9/08	W	6-1	H
2/7/09	W	6-1	H

Chattanooga 4-0

3/22/75	W	5-4	A
3/10/76	W	8-1	H
3/8/78	W	7-2	H
3/6/79	W	5-4	H

Cincinnati 1-0

3/19/72	W	6-3	H
---------	---	-----	---

Clemson 59-39-2

4/13/25	W	4-2	A
4/18/25	L	2-4	H
4/13/26	W	6-0	A
4/23/26	W	5-1	H
4/14/27	T	3-3	H
4/18/29	T	3-3	H
4/27/29	W	4-2	A
4/7/30	W	4-3	H
4/26/30	W	4-2	A
4/11/31	W	4-3	H
4/15/31	W	6-1	A
5/10/34	L	3-6	H
5/3/35	W	6-3	A
5/9/35	W	4-3	H
5/1/37	W	5-2	H
4/14/38	W	6-3	H
5/4/38	L	4-5	A
5/7/40	W	6-1	H
4/17/42	L	1-6	A
5/2/42	L	2-5	H
3/22/46	W	5-2	A
4/18/46	W	5-2	H
4/3/48	W	5-2	H
4/16/48	W	4-3	A
4/7/49	W	6-1	H
4/13/50	W	6-3	H
4/25/50	W	5-4	A
4/17/51	L	4-5	A

Gamecock Tennis

4/20/51	W	5-4	H
4/7/52	L	1-8	H
4/21/52	L	2-7	A
4/11/53	W	6-3	H
4/16/53	W	5-4	A
4/1/54	W	5-4	H
4/26/54	L	4-5	A
3/25/55	W	5-4	H
4/19/55	W	6-3	A
3/29/56	W	5-4	H
5/4/56	L	4-5	A
3/31/57	L	2-7	H
4/27/57	L	1-8	A
5/4/58	W	5-4	H
4/30/59	L	1-8	A
4/27/60	W	3-6	H
4/25/61	W	7-2	A
3/29/62	L	0-9	H
3/23/63	L	0-9	A
4/11/64	L	0-9	H
4/23/66	L	0-9	A
3/30/67	L	4-5	H
3/30/68	W	5-4	A
3/28/69	L	4-5	H
4/13/70	L	0-9	A
4/3/71	L	1-8	H
4/11/72	L	4-5	A
4/4/73	W	6-3	H
4/17/74	W	6-3	A
3/31/75	W	6-3	H
10/9/75	W	6-3	H
4/10/76	W	8-1	A
9/24/76	W	8-1	A
10/7/76	L	4-5	A
10/21/76	W	6-3	H
4/8/77	W	5-4	H
4/10/78	L	4-5	A
4/9/79	W	5-4	H
4/13/81	L	3-6	H
4/13/82	L	2-7	H
4/10/83	L	3-6	H
4/10/84	L	0-9	A
4/14/85	L	4-5	H
4/14/86	L	2-7	A
2/19/87	L	1-5	N
3/7/87	W	6-3	N
3/28/87	W	5-1	N
4/12/87	W	6-3	H
4/17/88	L	1-5	A
4/13/89	L	4-5	H
4/28/90	W	5-1	A
4/27/91	W	5-4	H
4/14/92	L	2-5	A
4/20/93	W	5-2	H
4/13/94	W	5-2	A
4/18/95	L	0-7	H
4/17/96	W	4-3	A
4/15/97	W	6-1	H
3/25/98	W	7-0	A
5/15/98	W	4-0	N
3/31/99	W	6-1	H
4/4/00	W	4-3	A
3/7/01	W	5-2	H
4/16/02	W	7-0	N

3/26/03	W	4-3	H
3/31/04	L	1-6	A
4/6/05	W	6-1	H
4/12/06	L	1-6	A
5/13/06	L	1-4	N
4/11/07	L	1-6	H
4/9/08	W	6-1	A
3/25/09	W	6-1	H
Coastal Carolina 5-0			
4/3/79	W	7-2	H
2/18/81	W	9-0	H
2/25/82	W	8-1	H
2/24/83	W	9-0	H
2/29/84	W	9-0	H
College of Charleston 21-1			
3/30/51	W	5-3	H
4/27/51	L	2-6	A
4/3/59	W	7-2	H
1968	W	9-0	
2/28/75	W	9-0	H
2/29/76	W	8-1	A
2/20/77	W	8-1	H
2/21/78	W	6-0	H
2/14/79	W	8-1	A
2/25/80	W	9-0	H
2/21/81	W	9-0	A
2/17/82	W	7-1	H
2/23/83	W	9-0	H
2/28/84	W	9-0	H
3/26/85	W	8-1	H
4/8/87	W	7-2	H
2/3/96	W	6-1	H
2/1/97	W	6-1	H
3/7/98	W	6-1	H
3/24/02	W	6-0	H
2/1/03	W	6-1	H
1/31/04	W	5-2	H
Colorado 3-0			
3/28/89	W	9-0	H
3/27/90	W	8-1	H
3/26/91	W	6-0	H
Columbia 1-0			
2/18/87	W	7-1	N
Columbus State 1-0			
3/18/73	W	7-2	A
Dartmouth 1-0			
3/18/74	W	6-3	H

Davidson 34-1			
3/30/74	W	8-1	H
4/21/75	W	8-1	A
4/19/76	W	9-0	A
4/19/77	W	9-0	H
4/21/78	W	9-0	A
4/16/80	W	8-1	H
4/3/81	W	9-0	A
4/19/82	W	7-2	H
4/19/83	W	9-0	H
4/16/84	L	3-6	A
4/2/85	W	8-1	H
4/1/86	W	9-0	A
4/21/87	W	6-0	H
2/9/88	W	5-3	A
2/14/89	W	9-0	H
2/6/90	W	9-0	A
2/1/91	W	9-0	A
2/11/92	W	9-0	H
2/23/93	W	7-0	A
2/27/94	W	6-0	H
2/5/95	W	6-1	A
2/25/96	W	7-0	H
2/23/97	W	7-0	A
2/15/98	W	6-1	H
2/26/99	W	5-2	H
3/4/00	W	7-0	H
2/4/01	W	5-2	A
2/10/02	W	7-0	H
2/9/03	W	6-1	A
2/15/04	W	7-0	H
2/6/05	W	4-1	A
2/11/06	W	7-0	H
2/10/07	W	5-2	H
2/9/08	W	6-1	H
2/7/09	W	7-0	H
Duke 14-15			
4/11/59	L	2-7	A
1968	W	8-1	
4/15/72	W	6-3	A
3/10/73	W	6-3	H
3/8/75	L	4-5	H
3/28/76	W	6-3	A
3/3/78	W	5-4	H
3/21/79	L	4-5	A
3/22/80	W	6-3	H
4/10/81	W	7-2	H
4/11/82	L	1-8	H
3/24/84	L	4-5	H
3/23/85	W	8-1	A
3/3/86	W	6-3	H
2/27/88	L	1-5	H
3/3/88	L	3-5	N
2/17/90	W	5-4	H
3/30/91	W	5-4	A
3/25/92	W	5-1	H
4/13/93	L	0-7	H
3/23/94	W	4-3	A
4/3/95	L	0-6	H
3/7/97	L	2-5	H
5/11/97	L	1-4	N

3/12/98	W	4-3	A
3/25/99	L	2-4	H
4/9/00	L	3-4	A
5/14/00	L	3-4	N
4/11/01	L	0-7	H
East Carolina 4-0			
2/27/94	W	5-0	H
2/1/97	W	4-0	H
3/7/98	W	5-0	H
1/29/05	W	6-1	H
East Stroudsburg State 2-0			
4/3/72	W	9-0	H
3/28/73	W	9-0	H
East Tennessee State 8-0			
3/3/72	W	8-1	H
3/4/72	W	8-1	H
3/15/73	W	8-1	H
2/19/78	W	6-3	H
2/2/79	W	9-0	A
5/3/80	W	7-2	H
2/22/82	W	9-0	H
4/22/83	W	7-2	H
Eastern Kentucky 2-0			
3/16/72	W	5-4	H
3/14/73	W	9-0	H
Eastern Michigan 2-0			
4/25/73	W	9-0	H
3/26/75	W	8-1	H
Elon 5-1			
2/18/95	W	4-1	H
2/12/05	W	6-1	H
2/4/06	W	6-1	H
2/24/07	L	1-4	H
2/22/08	W	4-0	H
2/14/09	W	6-1	H
Erskine 3-0			
4/8/59	W	5-4	A
4/14/59	W	6-3	H
1968	W	9-0	
Flagler 1-0			
3/13/76	W	9-0	H

Gamecock Tennis

Florida 4-22

1941	L	2-5	A
3/23/74	L	2-7	A
3/20/79	W	5-4	H
3/10/91	W	5-4	N
4/5/92	L	1-5	A
4/11/93	L	3-4	H
3/9/94	L	1-6	A
4/12/95	L	0-4	H
4/14/96	L	1-6	A
3/22/97	L	3-4	H
4/3/98	W	4-3	A
4/4/99	L	1-6	H
3/17/00	L	2-5	A
3/11/01	W	4-3	H
4/14/02	L	2-5	A
4/11/03	L	2-5	H
4/10/04	L	5-2	A
4/23/04	L	0-4	N
4/16/05	L	0-7	H
5/21/05	L	0-4	N
4/15/06	L	0-7	A
4/21/06	L	1-4	N
4/14/07	L	1-6	H
4/12/08	L	4-3	A
4/18/08	L	4-0	N
4/18/09	L	0-7	H

Florida International 3-0

3/22/74	W	8-0	N
3/17/76	W	7-2	N
3/26/79	W	8-1	N

Florida State 8-5

3/27/72	L	3-6	A
4/9/74	L	4-5	H
3/15/75	W	5-4	A
4/18/76	W	8-1	H
3/28/79	W	6-3	A
4/16/81	W	6-3	H
3/23/82	L	4-5	H
2/24/84	W	7-2	H
3/28/85	W	5-3	N
3/19/89	W	9-0	H
3/2/90	W	5-2	N
5/10/96	L	2-4	N
2/18/06	L	1-4	N

Florida Tech 1-0

3/15/76	W	8-1	H
---------	---	-----	---

Francis Marion 8-0

2/16/82	W	9-0	H
2/26/83	W	8-1	A
2/20/84	W	9-0	H
3/18/87	W	9-0	H
2/18/95	W	7-0	H

2/15/98	W	4-1	H
2/17/01	W	3-0	H
2/28/04	W	7-0	H

Furman 23-0

4/13/51	W	6-3	A
4/23/51	W	7-2	H
4/29/59	W	9-0	A
1968	W	8-1	
3/9/72	W	7-2	H
3/17/73	W	7-2	A
4/2/74	W	7-2	H
4/2/75	W	6-3	A
4/20/76	W	7-2	H
4/14/77	W	7-2	A
4/14/78	W	6-3	H
4/19/79	W	7-2	H
4/17/80	W	8-1	H
4/20/82	W	6-0	H
2/18/83	W	6-3	A
4/4/84	W	8-1	H
4/9/85	W	9-0	A
3/18/86	W	8-2	H
3/20/87	W	7-2	H
3/17/89	W	9-0	H
3/21/90	W	6-0	A
4/11/91	W	9-0	H
2/23/03	W	5-2	H

Gardner-Webb 2-0

2/28/04	W	7-0	H
2/28/09	W	7-0	H

George Washington 0-1

3/12/52	L	1-8	H
---------	---	-----	---

Georgia 5-30

1970	L	0-9	A
3/24/72	L	0-9	A
4/10/74	L	0-9	A
3/25/75	L	3-6	H
4/18/77	L	3-6	H
3/11/78	W	7-2	A
4/16/79	L	3-6	H
3/9/80	L	2-7	A
4/18/83	L	2-7	A
3/8/85	L	2-7	A
4/9/89	W	5-4	A
4/5/90	W	6-3	H
4/3/91	L	1-5	A
4/8/92	L	3-5	H
4/7/93	L	0-7	A
3/31/94	W	4-3	H
4/5/95	L	1-5	A
3/13/96	L	2-5	H
3/15/97	L	1-6	A
3/15/98	L	2-5	H

3/19/99	L	3-4	A
4/12/00	L	2-5	H
3/30/01	L	0-5	A
4/5/02	L	2-5	A
4/19/02	L	1-4	N
5/12/02	L	0-4	N
4/4/03	W	5-2	H
4/17/03	L	1-4	N
3/28/04	L	0-4	A
4/3/05	W	4-3	H
3/10/06	L	0-7	A
3/9/07	L	0-7	H
3/7/08	L	7-0	H
1/30/09	L	0-5	A
3/15/09	L	1-4	A

Georgia Southern 18-2

1968	W	9-0	
4/17/72	W	6-3	A
2/24/73	W	8-1	A
4/26/73	W	7-0	H
3/2/74	L	1-8	A
4/23/74	W	7-2	H
4/10/75	W	8-1	H
2/27/76	W	7-2	A
4/13/76	W	8-1	H
2/22/77	W	7-2	A
4/20/77	W	5-4	H
2/13/79	W	7-2	H
4/12/79	L	3-6	A
2/27/80	W	7-2	H
3/4/81	W	7-2	A
3/2/82	W	7-2	H
2/7/83	W	6-3	H
2/21/84	W	7-2	H
4/24/85	W	5-1	H
2/20/05	W	6-1	H

Georgia Tech 28-9-1

4/24/68	T	4-4	A
4/12/69	W	6-3	H
4/23/70	L	2-7	A
4/29/71	L	5-8.5	A
4/7/73	W	8-1	H
4/19/75	W	8-1	H
4/3/76	W	9-0	A
4/16/77	W	6-3	H
4/16/78	W	8-1	A
4/5/79	W	9-0	H
3/12/81	W	7-2	A
3/27/82	W	7-2	H
2/19/83	W	9-0	A
3/3/84	W	8-1	H
4/6/86	W	5-4	H
4/10/87	W	6-3	A
4/13/88	L	4-5	H
4/5/89	L	4-5	A
4/12/90	W	5-1	H
3/2/91	W	6-3	A
3/7/92	L	4-5	H

3/9/93	W	4-3	A
4/7/94	W	4-3	H
3/26/95	W	5-2	A
2/29/96	W	4-3	H
3/5/97	W	6-1	A
4/8/98	W	5-2	H
4/6/99	W	4-3	A
4/2/00	W	6-1	H
2/24/01	L	3-4	H
3/20/02	W	5-2	H
5/11/02	W	4-2	N
4/2/03	W	5-2	A
4/8/04	L	4-3	H
3/1/05	L	0-4	A
2/27/07	W	4-3	H
2/24/08	L	5-2	A
1/24/09	W	5-2	H

Hampden-Sydney 2-0

3/3/73	W	9-0	H
3/9/85	W	7-1	H

Harvard 8-2

4/2/72	W	6-3	H
4/2/73	W	8-1	H
4/1/74	L	3-6	H
4/1/75	W	7-2	H
3/30/76	W	9-0	H
4/5/77	W	8-1	H
4/9/82	W	4-5	H
2/22/86	W	5-2	N
2/23/90	L	4-5	N
2/22/91	W	5-2	N

Houston 1-0

3/30/78	W	5-4	A
---------	---	-----	---

Howard 1-0

3/13/81	W	9-0	H
---------	---	-----	---

Illinois State 2-0

2/23/74	W	8-1	N
3/11/76	W	9-0	H

Indiana 3-0

3/13/90	W	6-0	A
5/15/99	W	4-2	N
1/31/09	W	4-3	N

Indiana State 1-0

3/5/94	W	6-1	H
--------	---	-----	---

Gamecock Tennis

Jacksonville 7-0

3/20/74	W	8-1	A
4/25/74	W	9-0	H
3/14/75	W	6-3	A
3/12/76	W	8-1	H
3/11/77	W	9-0	A
2/16/78	W	7-2	H
3/23/79	W	6-0	A

James Madison 4-0

2/19/94	W	4-1	H
2/26/95	W	4-1	H
2/25/96	W	5-0	H
2/10/97	W	7-0	H

Kansas 0-1

2/22/92	L	3-6	N
---------	---	-----	---

Kentucky 10-21

3/18/74	L	3-6	H
3/16/76	W	5-4	N
3/16/77	W	8-1	N
3/18/78	W	7-2	H
2/3/79	W	7-2	N
4/6/87	L	3-5	H
2/14/88	L	0-5	N
2/18/88	L	2-5	N
3/25/89	W	8-1	H
4/19/90	L	4-5	A
2/2/91	L	2-7	A
4/11/92	L	1-5	A
4/16/93	W	4-2	H
4/22/93	L	2-5	N
4/16/94	L	1-6	A
3/18/95	L	3-4	H
4/12/96	L	2-5	A
3/18/97	L	3-4	H
4/10/98	L	2-5	A
3/17/99	L	3-4	H
5/16/99	L	0-4	N
4/16/00	W	4-3	A
3/23/01	W	4-2	H
3/17/02	L	3-4	H
3/16/03	L	3-4	A
3/5/04	L	3-4	H
3/11/05	L	2-5	A
4/7/06	W	4-1	H
4/6/07	L	2-4	A
2/29/08	L	5-2	A
3/8/09	W	5-2	H

Lamar 2-0

3/31/78	W	8-1	A
3/27/81	W	8-1	A

Lander 2-0

2/23/81	W	7-2	H
3/3/82	W	9-0	H

Long Beach State 2-4

3/30/80	W	6-3	A
3/17/83	L	3-6	A
3/6/87	L	1-5	N
3/12/87	L	4-5	A
3/4/88	W	5-4	N
3/30/88	L	2-6	H

Louisiana Tech 1-0

3/3/81	W	9-0	H
--------	---	-----	---

Louisville 1-0

3/21/84	W	6-3	H
---------	---	-----	---

LSU 7-23

3/20/73	L	3-6	A
3/28/81	W	6-3	A
3/22/86	L	1-8	A
5/2/87	W	6-3	H
3/11/88	L	0-6	A
2/23/89	W	5-3	N
4/19/89	L	4-5	H
3/11/90	L	2-5	A
3/19/91	L	2-5	H
3/14/92	L	0-6	A
3/17/93	L	2-4	H
3/27/94	L	2-4	A
4/28/94	L	2-4	N
3/15/95	L	1-6	H
3/22/96	L	0-7	A
3/11/97	L	2-5	H
3/4/98	L	2-5	A
3/21/99	L	3-4	H
4/24/99	L	1-4	N
3/26/00	L	0-7	A
4/1/01	W	4-3	H
3/8/02	W	5-2	A
3/7/03	W	4-3	H
4/18/04	L	5-2	A
3/6/05	W	4-3	H
3/24/06	L	0-7	A
3/23/07	L	0-4	H
3/28/08	L	6-1	A
4/5/09	L	1-5	H
4/23/09	L	2-4	N

Maryland 2-2

4/17/59	L	2-7	A
1968	W	5-4	A
4/12/83	L	4-5	H
3/22/89	W	8-0	H

Memphis 3-0

3/21/75	W	6-3	A
2/25/84	W	6-0	H
4/1/84	W	5-0	H

Miami (Fla.) 3-10

3/18/76	L	3-6	A
3/14/77	L	2-7	A
4/6/78	W	7-2	H
3/25/79	L	4-5	A
3/29/85	L	3-5	N
2/21/86	W	5-2	H
3/28/86	L	3-5	N
2/20/87	L	4-5	N
4/17/87	W	6-1	H
3/5/88	L	2-7	N
3/25/88	L	3-6	N
4/14/90	L	3-5	H
3/23/91	L	2-5	N

Miami (Ohio) 3-0

3/20/72	W	7-2	H
3/16/74	W	8-1	H
2/28/81	W	8-1	H

Michigan 0-1

2/9/79	L	3-6	N
--------	---	-----	---

Minnesota 3-1

3/24/80	W	5-2	H
2/21/87	W	5-2	N
2/13/88	L	1-5	N
3/21/91	W	5-1	N

Mississippi 7-21

3/20/75	W	8-1	A
3/10/81	W	6-3	H
2/18/89	W	6-3	H
4/17/92	L	1-5	H
3/28/93	W	4-3	A
4/2/94	W	5-2	H
3/7/95	L	1-6	A
4/4/96	L	2-5	H
4/7/97	L	2-5	A
3/10/98	L	3-4	H
2/20/99	L	2-5	N
3/28/99	L	2-4	A
4/23/99	W	4-3	N
4/7/00	L	2-5	H
3/23/01	L	2-4	A
3/3/02	L	2-5	H
3/2/03	L	2-4	A
4/2/04	W	4-1	H
4/8/05	L	1-6	A
2/17/06	L	1-4	N

3/5/06	L	0-7	H
3/4/07	L	0-4	A
3/23/08	L	4-0	H
3/29/09	L	0-4	A

Mississippi State 9-12

4/3/92	L	2-5	A
3/4/93	L	0-7	H
3/7/94	L	3-4	A
3/3/95	L	2-5	H
3/3/96	L	3-4	A
3/2/97	L	3-4	H
3/22/98	L	2-5	A
4/17/98	L	1-4	N
5/23/98	L	0-4	N
3/14/99	W	4-3	H
4/22/99	W	4-1	N
3/19/00	L	1-4	A
3/4/01	L	0-7	H
3/1/02	W	4-3	H
2/28/03	W	4-3	A
4/4/04	W	5-2	H
4/10/05	W	5-2	A
3/3/06	W	5-2	H
3/2/07	W	4-3	A
3/21/08	L	4-2	A
3/27/09	W	4-2	H

MIT 1-0

1968	W	9-0	
------	---	-----	--

Navy 1-0

4/28/80	W	6-3	A
---------	---	-----	---

New Mexico 2-1

3/2/79	W	6-3	N
3/15/83	L	2-7	H
2/21/92	W	5-3	N

North Carolina 17-40-1

4/19/12	W	2-1	
4/21/12	L	0-3	
4/25/26	T	3-3	
3/27/32	L	0-9	
4/2/35	L	1-8	
4/14/36	L	0-9	
4/9/47	L	0-9	
4/17/56	L	0-9	A
4/13/57	L	1-8	A
4/18/58	L	0-9	H
4/6/59	L	1-8	H
4/1/60	L	0-9	A
4/28/61	L	0-9	H
4/27/62	L	0-7	A
4/26/63	L	0-9	H

Gamecock Tennis

5/1/64	L	0-9	A
4/30/65	L	0-9	H
4/30/66	L	0-9	A
5/2/68	W	5-4	A
5/3/69	L	1-8	H
4/15/70	L	1-8	A
4/9/71	L	0-9	H
4/13/73	L	0-9	A
4/19/74	L	2-7	H
4/13/75	L	1-8	A
3/2/76	L	3-6	H
4/11/77	L	2-7	A
3/15/78	L	3-6	H
3/13/79	W	6-3	A
3/20/80	W	5-4	H
3/7/81	W	7-2	A
3/31/82	W	8-1	H
3/26/83	L	0-9	A
4/7/84	L	2-7	H
3/24/85	W	6-3	A
4/11/86	W	5-4	H
3/20/88	L	4-5	H
4/16/89	W	5-4	A
3/4/90	W	5-4	N
3/25/90	W	5-2	H
4/6/91	W	5-3	A
3/21/92	L	2-5	H
4/4/93	L	3-4	A
4/5/94	W	5-1	H
5/14/94	L	2-4	N
4/9/95	L	1-5	A
4/8/96	L	3-4	H
5/16/98	W	4-1	N
2/13/99	W	6-1	A
3/14/00	L	3-4	H
2/10/01	L	1-6	A
2/23/02	W	4-3	H
3/20/03	W	4-2	A
3/2/04	L	1-6	H
2/10/05	L	2-5	A
2/13/06	L	2-4	H
2/17/07	L	1-6	A
5/8/09	L	0-4	N

North Carolina State 25-6			
4/10/59	L	2-7	A
1968	W	9-0	
3/5/72	W	7-2	H
4/14/72	W	6-3	A
4/14/73	W	9-0	A
4/14/74	W	6-3	A
3/6/76	W	5-4	H
4/2/77	L	2-7	A
3/17/79	L	3-6	A
4/15/80	L	4-5	H
4/4/81	W	7-2	A
4/1/82	W	7-2	H
3/25/83	W	6-3	A
3/5/85	W	8-1	H
3/1/87	W	9-0	H
4/7/89	W	5-2	H

3/5/91	W	6-0	H
2/14/92	W	6-0	H
2/14/93	W	4-3	H
2/12/94	W	6-1	H
2/11/95	W	7-0	H
2/3/96	W	5-1	H
2/16/97	W	6-1	H
2/8/98	W	7-0	H
2/10/99	L	3-4	H
2/12/00	W	6-1	H
3/2/01	W	4-3	H
2/2/02	W	7-0	H
2/15/03	W	7-0	A
2/25/06	L	2-5	H
2/20/09	W	5-2	H

Northern Iowa 1-0			
3/14/01	W	5-2	N

Northwestern 4-0			
1968	W	9-0	
4/19/73	W	6-2	A
3/23/80	W	8-1	H
2/22/85	W	6-3	H

Notre Dame 2-1			
4/22/73	W	6-3	A
2/27/81	W	9-0	N
3/22/91	L	0-6	N

Oglethorpe 1-0			
1968	W	9-0	

Ohio 5-0			
1968	W	5-0	
3/22/72	W	9-0	H
3/19/74	W	8-1	H
3/24/87	W	8-1	H
3/22/88	W	9-0	H

Ohio State 4-1			
3/23/72	W	7-2	H
3/29/75	W	8-1	H
3/21/77	W	5-3	H
2/27/81	W	9-0	A
5/15/04	L	0-4	N

Oklahoma 1-0			
5/15/05	W	4-3	N

Oklahoma State 3-2			
3/2/79	W	5-4	N
2/1/85	L	3-5	N
3/23/86	L	4-5	N
5/17/91	W	5-2	N
5/15/05	W	4-3	N

Old Dominion 6-0			
3/9/81	W	8-1	H
3/9/82	W	5-4	H
3/10/83	W	7-2	H
2/25/85	W	9-0	H
2/23/88	W	5-4	H
2/26/95	W	6-1	H

Penn 0-1			
2/19/06	L	2-4	N

Penn State 10-0			
3/9/74	W	8-1	H
3/4/75	W	7-2	H
3/3/76	W	9-0	H
3/2/77	W	6-3	H
3/2/78	W	5-1	H
3/5/79	W	8-1	H
3/3/80	W	8-1	H
3/11/81	W	8-1	H
3/4/82	W	8-1	H
3/7/83	W	9-0	H

Pepperdine 1-4			
3/31/80	L	2-7	A
3/13/87	L	1-5	A
3/27/87	L	0-5	N
3/5/90	L	2-5	N
2/18/99	W	4-3	N

Presbyterian 14-4			
4/11/51	L	1-8	H
4/25/51	L	2-7	A
3/23/59	L	1-8	A
1968	W	9-0	
4/25/72	L	2-7	A
3/5/73	W	6-3	H
2/28/74	W	7-2	A
4/9/75	W	5-4	H
3/14/76	W	9-0	N
4/11/76	W	7-2	A
2/21/77	W	8-1	H
4/25/78	W	8-1	A
2/19/80	W	8-1	A
2/25/81	W	8-1	H
2/18/82	W	9-0	H
2/22/83	W	8-1	H

2/15/84	W	9-0	H
4/3/85	W	9-0	H

Princeton 3-3			
3/22/77	L	4-5	H
4/23/78	L	3-6	A
4/27/80	L	3-6	A
4/15/85	W	5-1	H
5/3/87	W	5-1	H
4/8/89	W	5-1	A

Purdue 10-0			
4/7/72	W	7-2	H
4/7/72	W	6-3	H
3/7/73	W	8-1	H
3/6/74	W	9-0	H
3/12/75	W	9-0	H
3/11/76	W	9-0	H
3/7/77	W	9-0	H
3/9/78	W	8-1	H
3/10/80	W	8-1	H
3/4/84	W	7-2	H

Radford 1-0			
2/8/04	W	7-0	H

Redlands 1-0			
3/14/83	W	6-3	A

Rice 2-1			
3/28/78	W	7-2	A
3/8/99	W	6-1	N
5/10/03	L	2-4	N

Richmond 6-0			
3/7/74	W	9-0	H
3/7/76	W	9-0	H
2/26/88	W	8-1	H
3/23/93	W	7-0	H
4/9/94	W	7-0	H
2/21/04	W	6-1	H

Samford 5-0			
3/24/73	W	6-3	A
4/5/74	W	7-2	N
4/6/74	W	8-1	N
2/13/05	W	7-0	H
2/25/07	W	4-1	H

Gamecock Tennis

San Diego 2-2

3/29/80	L	3-6	A
3/19/82	L	3-6	A
3/19/83	W	5-4	A
3/17/84	W	7-2	A

San Diego State 1-0

3/20/82	W	5-4	A
---------	---	-----	---

South Alabama 4-0

3/19/73	W	9-0	A
3/16/75	W	8-1	A
3/26/82	W	6-3	H
5/13/00	W	4-3	N

South Carolina State 2-0

2/21/83	W	8-1	H
2/14/84	W	9-0	H

South Florida 4-2

3/28/72	W	6-3	A
3/19/76	W	6-3	A
3/12/77	W	8-1	A
4/11/79	L	3-6	H
4/15/91	W	5-1	H
5/11/01	L	3-4	N

Southern California 1-3

4/7/80	L	1-8	A
3/11/87	L	1-5	A
2/24/90	W	5-3	N
5/19/90	L	2-5	N

Southern Illinois 4-0

1968	W	8-1	
2/22/74	W	8-1	N
3/22/74	W	7-2	N
3/18/77	W	7-2	N

Southern Methodist 3-3

3/21/78	L	4-5	H
3/20/81	W	5-4	A
1/31/85	L	2-6	N
3/8/86	L	3-6	N
3/26/87	W	5-4	N
3/30/89	W	5-2	N

Southern Miss 2-0

3/23/73	W	9-0	A
3/19/75	W	9-0	A

Stanford 0-4

5/22/78	L	1-8	N
5/22/89	L	2-5	N
5/18/91	L	1-5	N
2/19/99	L	1-5	N

Swarthmore 6-0

3/12/73	W	9-0	H
3/9/75	W	8-1	H
3/9/76	W	6-3	H
3/6/77	W	7-2	H
3/5/78	W	9-0	H
3/9/79	W	8-1	H

TCU 3-4

3/1/79	L	4-5	N
3/22/81	W	6-3	A
3/20/84	L	2-7	H
3/12/85	W	6-3	A
3/9/86	W	6-3	N
3/21/86	L	3-6	N
3/5/89	L	2-5	N

Temple 1-0

2/28/85	W	6-3	H
---------	---	-----	---

Tennessee 18-26

1968	W	9-0	H
3/20/69	W	6-3	H
1970	L	0-9	A
4/2/76	W	6-3	A
4/28/77	L	4-5	H
4/17/78	W	5-4	A
4/21/79	L	4-5	H
4/19/80	L	4-5	A
4/18/81	L	4-5	H
4/6/85	W	5-4	H
4/12/85	W	5-4	A
3/29/86	W	5-3	N
4/2/86	L	1-5	A
4/19/87	W	5-1	H
5/16/87	L	3-5	N
2/17/88	L	0-6	N
3/24/88	L	2-5	N
3/11/89	W	6-3	A
4/1/90	L	1-5	N
4/8/90	L	2-5	H
3/15/91	L	3-5	A
2/20/92	L	1-5	N
3/31/92	W	5-4	H
2/28/93	L	1-6	A
3/18/94	L	3-4	H
4/21/95	L	0-7	A
4/27/95	L	0-4	N
3/19/96	W	4-3	H
4/11/97	W	5-2	A
3/20/98	W	5-2	H

3/12/99	W	4-3	H
3/24/00	L	3-4	H
4/13/01	L	1-6	A
4/20/01	L	3-4	N
4/7/02	L	1-6	A
4/6/03	W	4-2	H
3/26/04	W	4-3	A
4/1/05	W	6-1	H
4/22/05	L	2-4	N
3/12/06	L	1-4	A
4/20/06	W	4-3	N
3/11/07	L	0-7	H
3/9/08	L	6-1	H
3/13/09	L	1-4	A

Texas 1-5

3/27/78	W	5-4	A
2/8/79	L	3-6	N
3/13/80	L	2-6	H
3/26/81	L	4-5	A
2/20/86	L	2-5	N
2/21/91	L	2-6	N

Texas A&M 3-1

3/13/84	L	3-6	H
3/7/86	W	5-4	N
3/3/89	W	6-3	N
3/9/91	W	5-3	N

Texas A&M-CC 0-1

2/26/05	L	2-5	H
---------	---	-----	---

Texas Tech 1-0

3/15/84	W	7-2	H
---------	---	-----	---

Texas -Pan American 0-1

3/3/79	L	4-5	N
--------	---	-----	---

Texas-San Antonio 1-0

3/12/91	W	6-2	A
---------	---	-----	---

The Citadel 14-0

4/5/51	W	8-1	H
4/26/51	W	5-4	A
1968	W	8-1	
3/1/72	W	9-0	A
3/1/74	W	9-0	A
2/28/76	W	8-1	A
4/10/79	W	7-2	A
3/4/80	W	7-2	H
2/20/81	W	8-1	A
2/24/82	W	8-1	H

2/27/83	W	9-0	H
1/20/96	W	7-0	H
1/31/98	W	4-1	H
3/24/02	W	7-0	H

Toledo 1-0

1968	W	9-0	
------	---	-----	--

Trinity 5-2

3/25/78	L	1-8	A
3/25/81	L	3-6	A
3/15/85	W	5-1	A
3/31/85	W	5-3	N
3/6/86	W	7-2	H
4/4/86	W	6-3	H
3/29/90	W	5-1	N

Troy 5-0

2/20/05	W	5-0	H
1/28/06	W	7-0	H
1/28/07	W	5-1	H
1/27/08	W	5-2	H
1/17/09	W	7-0	H

Tulane 3-0

3/18/75	W	7-2	A
4/1/78	W	7-2	A
3/20/81	W	6-3	A

Tulsa 0-1

3/11/93	L	4-1	N
---------	---	-----	---

UC-Irvine 0-4

3/13/82	L	4-5	A
3/12/84	L	2-7	A
2/25/89	L	4-5	N
2/22/90	L	4-5	N

UC-Santa Barbara 2-0

4/4/80	W	7-2	A
3/10/84	W	6-0	A

UCLA 1-5

4/2/80	L	3-6	A
3/14/82	L	0-9	A
3/13/83	L	2-5	A
2/15/86	L	2-7	A
2/19/88	L	3-5	N
2/24/89	W	5-3	N

Gamecock Tennis

UNC Asheville

1/29/05	W	6-1	H	1-0
---------	---	-----	---	------------

UNC Greensboro

3/5/95	W	5-0	H	3-0
2/23/97	W	4-1	H	
2/8/99	W	7-0	H	

UNC Wilmington

1/31/04	W	4-3	H	1-0
---------	---	-----	---	------------

UNLV

3/12/03	W	6-1	A	4-1
3/9/05	W	4-3	H	
3/17/06	L	2-5	A	
3/15/07	W	4-3	A	
3/13/08	W	4-3	A	

USC Aiken

2/23/03	W	7-0	H	1-0
---------	---	-----	---	------------

USC Sumter

2/12/79	W	9-0	H	1-0
---------	---	-----	---	------------

USC Upstate

2/8/04	W	4-0	H	1-0
--------	---	-----	---	------------

Utah

2/2/85	W	6-2	N	1-0
--------	---	-----	---	------------

Vanderbilt

4/2/84	W	5-0	H	13-8
2/16/92	W	5-3	H	
2/26/93	L	1-6	A	
3/16/94	W	5-2	H	
4/23/95	L	0-7	A	
3/30/96	W	6-1	H	
4/13/97	W	6-1	A	
3/1/98	W	5-2	H	
4/16/98	W	4-1	N	
4/9/99	W	4-3	A	
4/14/00	W	5-2	H	
4/15/01	L	3-4	A	
3/15/02	W	4-2	A	
4/13/03	L	1-5	H	
3/7/04	L	1-6	A	
4/22/04	W	4-3	N	
3/13/05	L	3-4	H	
4/9/06	W	5-2	A	
4/8/07	L	2-5	H	

3/2/08	L	4-3	A	
3/6/09	W	5-2	H	

Virginia

4/18/59	L	0-9	A	8-2
1968	W	8-1		
3/8/74	L	3-6	H	
3/8/76	W	5-1	H	
3/11/79	W	6-3	H	
3/15/80	W	8-1	H	
2/11/96	W	5-2	H	
2/14/97	W	6-1	H	
5/9/97	W	4-1	N	
5/17/98	W	4-2	N	

Va. Commonwealth

2/15/91	W	5-4	A	2-1
5/5/95	L	0-4	N	
5/10/97	W	4-1	N	

Virginia Tech

3/22/79	W	5-4	H	3-0
3/25/82	W	5-4	H	
2/26/84	W	6-0	H	

Wake Forest

3/21/59	L	3-6	H	26-7
1968	W	9-0		
2/18/78	W	8-1	H	
3/8/79	W	5-4	A	
3/7/80	W	5-4	H	
4/6/81	L	4-5	A	
4/3/82	W	6-3	H	
4/7/83	W	6-2	A	
3/28/84	W	7-2	H	
3/7/85	W	8-1	A	
4/9/86	W	7-2	H	
4/9/88	L	2-5	A	
2/17/89	W	6-1	H	
3/18/90	W	6-0	A	
2/16/91	W	6-0	A	
3/18/92	W	5-1	H	
3/31/93	W	7-0	H	
3/20/94	W	5-2	A	
3/29/95	L	2-5	H	
3/16/96	W	5-2	A	
2/27/97	W	7-0	H	
3/17/98	W	6-1	H	
4/13/99	W	6-1	H	
3/2/00	W	4-3	A	
4/9/01	W	5-2	H	
4/10/02	W	5-0	A	
4/9/03	W	5-2	H	
3/14/04	L	2-4	A	
3/22/05	W	4-3	H	
2/28/06	W	3-4	A	
2/14/07	L	2-4	H	

2/17/08	L	4-2	A	
3/19/09	W	4-3	H	

Washington & Lee

4/8/72	W	8-1	H	3-0
4/9/73	W	9-0	H	
3/19/79	W	8-1	H	

Webber-International

3/10/04	W	6-1	A	1-0
---------	---	-----	---	------------

West Virginia

3/30/83	W	6-3	H	1-0
---------	---	-----	---	------------

Western Carolina

2/19/94	W	9-0	H	1-0
---------	---	-----	---	------------

Western Kentucky

3/13/73	W	7-2	H	1-1
3/13/74	L	2-7	H	

Western Michigan

3/6/75	W	8-1	H	1-0
--------	---	-----	---	------------

Wichita State

3/11/80	W	6-3	H	2-0
3/31/84	W	1-5	H	

William & Mary

3/27/73	W	9-0	H	5-0
3/7/79	W	6-3	H	
3/8/82	W	8-1	H	
3/8/83	W	8-1	H	
3/5/95	W	3-2	H	

Winthrop

4/14/87	W	6-0	H	3-0
2/17/02	W	4-0	H	
2/1/03	W	7-0	H	

Wisconsin

4/5/72	W	6-3	H	5-3
4/6/72	W	5-4	H	
4/20/73	L	4-5	A	
2/24/74	W	9-0	A	
4/4/77	W	8-1	H	
4/9/77	W	8-1	H	

2/10/79	L	3-6	N	
3/29/83	L	3-6	H	

Wofford

4/6/51	L	4-5	A	8-1
4/18/51	W	6-3	H	
2/17/02	W	7-0	H	
2/21/04	W	6-1	H	
2/13/05	W	7-0	H	
1/28/06	W	7-0	H	
1/28/07	W	7-0	H	
1/27/08	W	6-1	H	
1/17/09	W	6-1	H	

Yale

3/20/76	W	7-1	N	2-1
3/17/77	L	3-6	N	
3/16/84	W	5-4	H	

Records prior to the 1972 season are incomplete. The information available is included in the series records.


Gamecock Tennis

Gamecock All-Americans



Bobby Heald 1968

Bobby Heald became the first Gamecock All-American in 1968 after compiling a 26-1 singles record. Finishing his career with a 67-6 mark, he led the 1968 team to an ACC Championship and a 22-0 season record. During Heald's career, the Gamecocks compiled a 57-6 dual match record. Currently, Heald is the Manager of Tennis Operations at MacGregor Downs Country Club in Cary, N.C.



Chris Mayotte 1977, 1978

Chris Mayotte was a two-time All-American in singles and doubles at South Carolina. Mayotte also received the 1979 Rafael Osuna Award, signifying outstanding sportsmanship, character, scholastic achievement and tennis playing accomplishments. He advanced to the quarterfinals of the NCAA Doubles Championships with teammate Arthur Anastopoulo in 1978 and also helped South Carolina make its first appearance in the NCAA team tournament.



Arthur Anastopoulo 1978

Aruthur Anastopoulo earned All-America honors in doubles in 1978 after reaching the NCAA quarterfinals. He also led South Carolina to its first NCAA team tournament appearance that season. He compiled a 93-25 singles mark, which ranks him 13th on South Carolina's career singles list. In doubles, he posted a 69-29 record, which ranks him 10th among South Carolina's career doubles leaders. Anastopoulo played in the Davis Cup for Greece after graduating in 1980.



Jan Sandberg 1985

Jan Sandberg became the first Gamecock to earn All-America honors under head coach Kent DeMars. As a freshman in 1985, Sandberg reached the NCAA singles round of 32 and helped South Carolina to its first NCAA berth under DeMars that season. He was ranked as high as No. 3 in the ITA tennis poll during his three-year career and earned All-Metro Conference honors in 1987.



Ken Diller 1987, 1989

Ken Diller was a two-time All-American at South Carolina, accomplishing the feat in both 1987 and 1989. Diller compiled a 33-16 singles record and a 26-12 mark in doubles during his junior season in 1987. As a senior, Diller led South Carolina to a win over No. 1 UCLA and a berth in the NCAA Semifinals. He also advanced to the NCAA singles semifinal and quarterfinal rounds during two seasons at UCLA.



Stephane Simian 1989, 1990

Stephane Simian was a two-time singles All-American (1989, 1990) and 1989 doubles All-American. Simian ranked as high as No. 5 in the ITA Tennis Rankings during his career. He led the Gamecocks to the 1989 NCAA Semifinals. Simian also captured the Metro singles title at the No. 2 position as a junior and at No. 1 as a senior. As a senior, Simian reached the semifinals


of the ITA All-America Championships and won 12 consecutive matches while posting 49 total singles victories and reaching the NCAA Tournament Round of 32 in 1989. Simian qualified for the 1991 U.S. Open and reached the third round before falling to defending champion Pete Sampras in four sets in his rookie season on the tour. He also reached the third round of the 1992 Australian Open before falling to Sweden's Christian Bergstrom.



Lou Gloria 1991

Lou Gloria earned All-America honors in 1991 with a 27-7 singles mark, despite missing all but two dual matches due to a stress fracture. He won the Milwaukee Classic, Rolex South Atlantic Regional, and South Carolina Region II Fall Invitational during the 1990-91 season. Gloria advanced to the round of 32 at the 1990 NCAAs before losing to Stanford's Jonathan Stark. He also participated in the 1990 NCAA doubles tournament.

As a sophomore, he won the Metro Conference singles championship at the No. 5 position. Gloria posted a career record of 100-49, a mark that ranks him sixth on South Carolina's all-time singles victory list. He is also eighth on the career doubles victory list with a 64-25 record. Gloria was ranked as high as No. 177 in the world.



Johan Sandberg 1994

Johan Sandberg became the first Gamecock to earn All-SEC honors and the eighth individual to earn All-America honors in 1994. He was also the first Gamecock to defeat an opponent ranked No. 1 in the nation (Laurent Orsini of Mississippi State, 7-5, 4-6, 6-3). Sandberg set a school record for SEC singles wins (13). He defeated 12 of the 20 nationally ranked opponents he faced in 1993-94 and participated in the

1994 NCAA Singles Championship. He also achieved the highest doubles ranking in school history (fifth, Fall 1993). Sandberg compiled a 54-46 career singles record and 42-30 career doubles mark. He was a three-time member of the SEC Academic Honor Roll while at South Carolina. He also earned 23 ATP points during the summer of 1994.



Guillaume Legat 2001

Guillaume Legat capped his senior season with an ITA No. 4 final ranking, the highest in school history, on his way to earning All-America honors. Legat also advanced to the semifinals at the NCAA Championship that season, farther than anyone in school history. He capped his senior season a 26-7 record that included 17 wins over ranked opponents. A four-time All-SEC selection (first team in 1999 & 2001; second team in

1998 & 2000), Legat collected 115 career victories as a Gamecock. He was 11-0 in SEC dual matches while playing in the No. 1 position as a senior. A three-time SEC Academic Honor Roll member, Legat was also the NCAA Region II Senior Player of the Year in 2001.



Seth Rose 2003

Seth Rose earned All-America honors in singles as a senior. Rose participated in the NCAA Tournament twice, advancing to the Round of 16 in 2003 after defeating sixth-ranked Florida's Janne Holmia. He was selected the 2000 Region II Rookie of the Year, making him a finalist for National Freshman of the Year. Rose garnered All-SEC honors in 2002 and 2003. He was also a four-time SEC Academic Honor Roll recipient.

All-Time Awards

National ITA Awards

Wilson/ITA Coach of the Year
Kent DeMars 1989

Rolex/ITA Meritorious Service Award
Kent DeMars 1986

Rafael Osuna Sportsmanship Award
Chris Mayotte 1979

National Rookie of the Year
Vladimir Pavicevic 1998

National Assistant Coach of the Year
Jeff Kefalos 1998

Scholar All-American
Jerome Jourdan 2000
Jerome Jourdan 1999
Jerome Jourdan 1998
Keith Brill 1997
Keith Brill 1996
Jorge Esqueda 1996
Jorge Esqueda 1995
Johan Sandberg 1994
Johan Sandberg 1993
Johan Wiig 1993
Jose Frontera 1992

Dirk Hanheiser 1992
Johan Sandberg 1992
Alex Schad 1992
Johan Wiig 1992
Alex Schad 1991
Johan Wiig 1991

Academic All-America

Jerome Jourdan 2000, 2nd team
Jerome Jourdan 1999, 3rd team
Jerome Jourdan 1998, 2nd team
Jorge Esqueda 1996, 3rd team

Region II Awards

Volvo Tennis Senior Player of the Year
Lou Gloria 1991
Stephane Simian 1990

Arthur Ashe Leadership and Sportsmanship Award
Olof Akesson 1999
Mark Palus 1993
David Hopper 1991

Wilson/ITA Coach of the Year

Kent DeMars 1987, 1989, 1990, 1991, 1994, 1998, 2002



Guillaume Legat (1998-2001) is the only three-time \ All-SEC selection in South Carolina history.

ITA Assistant Coach of the Year
Jeff Kefalos 1998

ITA Player to Watch
Jerome Jourdan 1997

Rookie of the Year
Seth Rose 2000
Vladimir Pavicevic 1998


Senior of the Year
Guillaume Legat 2001

SEC Honors (1992 to Present)

All-Conference Singles
Diego Cubas 2009, 2nd team
Jaime Cuellar 2006, 2nd team
Tom Eklund 2005, 1st team
Seth Rose 2002, 2nd team
Guillaume Legat 2001, 1st team
Guillaume Legat 2000, 2nd team
Jerome Jourdan 1999, 1st team
Guillaume Legat 1999, 1st team
Vladimir Pavicevic 1999, 2nd team
Jerome Jourdan 1998, 1st team
Vladimir Pavicevic 1998, 1st team
Guillaume Legat 1998, 2nd team
Keith Brill 1997, 2nd team
Jerome Jourdan 1997, 2nd team
Maxsy Jimenez 1995, 2nd team
Johan Sandberg 1994, 1st team

All-Conference Doubles
Jimenez/Wojcik 1996, 2nd team


Academic Honor Roll
Pedro Campos 2008-09
Ivan Cressoni 2008-09
Diego Cubas 2008-09
Jaime Cuellar 2008-09
Johannes Pulsfort 2008-09
Chris Sheehan 2008-09
Thomas Stoddard 2008-09
Joe Veeder 2008-09
David Wolff 2008-09
Pedro Campos 2007-08
Ivan Cressoni 2007-08
Diego Cubas 2007-08
Jaime Cuellar 2007-08
Johannes Pulsfort 2007-08
Chris Sheehan 2007-08
Thomas Stoddard 2007-08
Yevgeny Supeko 2007-08
Joe Veeder 2007-08
David Wolff 2007-08
Pedro Rodrigues 2006-07
Thomas Stoddard 2006-07
Yevgeny Supeko 2006-07
Joe Veeder 2006-07
Pedros Campos 2006-07
Spencer Feldman 2006-07
David Wolff 2006-07
Adam Adler 2005-06
Dmitry Babenko 2005-06



In addition to ranking among the program's top five in singles and doubles victories, Jerome Jourdan (1998-2000) was a three-time ITA Scholar All-American and a three-time Academic All-American.

Gamecock Tennis

Jaime Cuellar	2005-06
Geraldo Knorr	2005-06
Pedro Rodrigues	2005-06
Thomas Stoddard	2005-06
Joseph Veeder	2005-06
Tom Eklund	2004-05
Geraldo Knorr	2004-05
Kazuya Otani	2004-05
Pedro Rodrigues	2004-05
Jaime Cuellar	2004-05
Ben Atkinson	2003-04
Rob Cassidy	2003-04
Tom Eklund	2003-04
Geraldo Knorr	2003-04
Kazuya Otani	2003-04
Carl Wermee	2003-04
Marcus Westman	2003-04
Ben Atkinson	2002-03
Rob Cassidy	2002-03
David Nelson	2002-03
Rodrigo Pacheco	2002-03
Seth Rose	2002-03
Carl Wermee	2002-03
Marcus Westman	2002-03
David Nelson	2001-02
Seth Rose	2001-02
Rodrigo Pacheco	2001-02
Olof Akesson	2000-01
Jeff Bergman	2000-01
Juan Gamboa	2000-01
Jerome Jourdon	2000-01
Guillaume Legat	2000-01
Rodrigo Pacheco	2000-01
Seth Rose	2000-01
Nasir Sherazi	2000-01
Olof Akesson	1999-2000
Jeff Bergman	1999-2000
Jerome Jourdon	1999-2000
Guillaume Legat	1999-2000
Rodrigo Pacheco	1999-2000
Olof Akesson	1998-99
Jeffrey Bergman	1998-99
Jerome Jourdon	1998-99
Guillaume Legat	1998-99
Tomasz Wawrzyniak	1998-99



The program's career singles victories record holder, Steve Longley (1986-89) was a two-time All-Metro Conference selection in singles and a three-time selection in doubles.

Messay Abebe	1997-98	Johan Wiig	1994-95
Jeffrey Bergman	1997-98	Enrique Alarcon	1993-94
Miller Brice	1997-98	Jose Frontera	1993-94
Messay Abebe	1996-97	Johan Sandberg	1993-94
Greg Badurowicz	1996-97	Johan Wiig	1993-94
Jorge Esqueda	1996-97	Jose Frontera	1992-93
Robert Wojcik	1996-97	Mark Palus	1992-93
Keith Brill	1996-97	Jimmy Panagopoulos	1992-93
Enrique Alarcon	1995-96	Johan Sandberg	1992-93
Miller Brice	1995-96	Johan Wiig	1992-93
Keith Brill	1995-96	Jose Frontera	1991-92
Jorge Esqueda	1995-96	Dirk Hahnelser	1991-92
Robert Wojcik	1995-96	Johan Sandberg	1991-92
Enrique Alarcon	1994-95	Alexander Schad	1991-92
Jorge Esqueda	1994-95	Johan Wiig	1991-92

Metro Conference Honors

All-Conference Singles

Jose Frontera	1990
P.J. Langone	1990
Stephane Simian	1990
Jaime Frontera	1989
Lou Gloria	1989
Dave Herman	1989
Steve Longley	1989
Stephane Simian	1989
Erick Sydow	1989
Harry Sy	1988
Erick Sydow	1988
Dave Delseni	1987
Ken Diller	1987
Steve Longley	1987
Jan Sandberg	1987
Harry Sy	1987
Richard Ashby	1986
Brian Barker	1986
Dave Delseni	1986
Johan Karlen	1986
Harry Sy	1986
Ricardo Aioly	1985
Richard Ashby	1985
Brian Barker	1985
Dave Delseni	1985
Jim Young	1985
Min Young Kwon	1985
Brian Barker	1984
Sterling Cooke	1984
Art Heller	1984
Zoran Petkovic	1984

All-Conference Doubles

Frontera/Sydow	1990
Hopper/Simian	1990
Frontera/Lynch	1989
Longley/Simian	1989
Longley/Sy	1988
Barker/Delseni	1987
Longley/Sy	1987



Career Record Book

Singles

Victories

1.	124	Steve Longley (1985-89)
2.	115	Guillaume Legat (1998-2001)
3.	113	Jorge Esqueda (1993-97)
4.	111	Jerome Jourdon (1997-2000)
5.	108	Mark Palus (1989-93)
6.	104	Jeff Kefalos (1972-76)
7.	103	Olof Akesson (1997-2000)
8.	100	Stephane Simian (1988-90)
9.	99	Brian Barker (1983-87)
	99	Louie Gloria (1987-91)
11.	98	Richard Ashby (1982-86)
12.	95	Andreas Hufschmid (1972-76)
13.	83	Johan Karlen (1986-89)
14.	81	P.J. Langone (1989-93)
15.	80	Jeff Hull (1974-78)
16.	75	Phil Dukes (1973-77)
17.	74	Tom Eklund (2003-06)
	74	Erick Sydow (1987-91)
19.	72	Jan Sanberg (1985-87)
20.	71	Seth Rose (1999-03)

Winning Percentage (min. 75 matches)

1.	.881 (104-14)	Jeff Kefalos (1972-76)
2.	.872 (75-11)	Phil Dukes (1973-77)
3.	.840 (68-13)	Chris Mayotte (1975-78)
4.	.825 (80-17)	Jeff Hull (1974-78)
5.	.800 (100-25)	Stephane Simian (1988-90)
6.	.798 (95-24)	Andreas Hufschmid (1972-76)
7.	.762 (115-26)	Guillaume Legat (1998-2001)
8.	.748 (113-38)	Jorge Esqueda (1993-97)
9.	.723 (60-23)	Zoran Petkovic (1980-84)
10.	.716 (111-44)	Jerome Jourdon (1997-2000)
11.	.701 (61-26)	Dave Delsen (1984-87)
12.	.691 (103-46)	Olof Akesson (1997-2000)
13.	.690 (98-44)	Richard Ashby (1982-86)
14.	.684 (108-50)	Mark Palus (1989-93)
15.	.669 (99-49)	Louie Gloria (1987-91)
	.669 (99-49)	Brian Barker (1983-87)
17.	.649 (124-67)	Steve Longley (1985-89)
18.	.648 (70-38)	Ben Atkinson (2001-05)
19.	.640 (55-31)	Johan Wiig (1990-94)
20.	.634 (64-37)	Dave Hopper (1989-91)

Matches Played

1.	191	Steve Longley (1985-89)
2.	158	Mark Palus (1989-93)
3.	155	Jerome Jourdon (1997-2000)
4.	151	Guillaume Legat (1998-2001)
	151	Jorge Esqueda (1993-97)
6.	149	Olof Akesson (1997-2000)
7.	148	Louie Gloria (1987-91)
	148	Brian Barker (1983-87)
9.	142	Richard Ashby (1982-86)
10.	141	P.J. Langone (1989-93)

Individual Doubles

Victories

1.	84	Olof Akesson (1996-2000)
2.	81	Jeff Kefalos (1972-76)
3.	76	Jerome Jourdan (1996-2000)
4.	72	Erick Sydow (1987-91)
	72	Jeff Hull (1974-78)
6.	69	Richard Ashby (1983-86)
7.	69	Phil Dukes (1973-76)
	65	Jaime Cuellar (2004-09)
9.	63	Tom Eklund (2002-06)
	63	Steve Geller (1972-76)
11.	62	Guillaume Legat (1997-2001)
	62	Louie Gloria (1987-91)
	62	Steve Longley (1984-89)
14.	61	Geraldo Knorr (2002-06)
15.	60	Andreas Hufschmid (1972-76)
16.	58	Ben Atkinson (2001-05)
	58	Jan Sandberg (1984-87)
18.	57	Brian Barker (1983-87)
19.	54	Sterling Cooke (1981-85)
20.	53	Jan Sandberg (1984-87)

Winning Percentage (min. 70 matches)

1.	.900 (63-7)	Steve Geller (1972-76)
2.	.844 (81-15)	Jeff Kefalos (1972-76)
3.	.831 (69-14)	Phil Dukes (1973-76)
4.	.828 (72-15)	Jeff Hull (1974-78)
5.	.740 (54-19)	Sterling Cooke (1981-85)
6.	.729 (62-23)	Louie Gloria (1987-91)
7.	.722 (52-20)	Stephane Simian (1988-90)
8.	.690 (60-27)	Andreas Hufschmid (1972-76)
9.	.676 (50-24)	Ken Diller (1986-89)
10.	.671 (57-28)	Brian Barker (1983-87)
11.	.649 (72-39)	Erick Sydow (1987-91)
12.	.637 (58-33)	Jan Sandberg (1984-87)
13.	.636 (84-48)	Olof Akesson (1996-2000)
14.	.614 (62-39)	Steve Longley (1984-89)
15.	.611 (44-28)	Harry Sy (1985-88)
16.	.611 (69-44)	Richard Ashby (1983-86)
17.	.605 (46-30)	Jose Frontera (1989-94)
18.	.596 (65-44)	Jaime Cuellar (2004-09)
19.	.596 (53-36)	Johan Sandberg (1990-94)
20.	.587 (61-43)	Geraldo Knorr (2002-06)

Matches Played

1.	133	Jerome Jourdon (1996-2000)
2.	132	Olof Akesson (1996-2000)
3.	116	Guillaume Legat (1997-2001)
4.	113	Richard Ashby (1983-86)
5.	111	Tom Eklund (2002-06)
	111	Erick Sydow (1987-91)
7.	109	Jaime Cuellar (2004-09)
8.	106	Ben Atkinson (2001-05)
9.	104	Geraldo Knorr (2002-06)
10.	101	Steve Longley (1984-89)

Gamecock Tennis

Individual Combined

Victories

- 187 Olof Akesson (1996-2000)
- 187 Jerome Jourdon (1996-2000)
- 186 Steve Longley (1984-89)
- 185 Jeff Kefalos (1972-76)
- 177 Guillaume Legat (1997-2001)
- 167 Richard Ashby (1983-86)
- 161 Louie Gloria (1987-91)
- 159 Jorge Esqueda (1993-97)
- 156 Brian Barker (1983-87)
- 155 Andreas Hufschmid (1972-76)
- 152 Stephane Simian (1988-90)
- 152 Jeff Hull (1974-78)
- 149 Mark Palus (1989-93)
- 146 Erick Sydow (1987-91)
- 144 Phil Dukes (1973-76)
- 143 Chris Mayotte (1975-79)
- 137 Tom Eklund (2002-06)
- 130 Jan Sandberg (1984-87)
- 128 Ben Atkinson (2001-05)
- 125 Jaime Cuellar (2004-09)

Winning Percentage (min. 150 matches and 2 yrs.)

- .864 (185-29) Jeff Kefalos (1972-76)
- .852 (144-25) Phil Dukes (1973-76)
- .826 (152-32) Jeff Hull (1974-78)
- .772 (152-45) Stephane Simian (1988-90)
- .769 (143-43) Chris Mayotte (1975-79)
- .752 (155-51) Andreas Hufschmid (1972-76)
- .710 (110-45) Arthur Anastopoulos (1976-79)
- .691 (161-72) Louie Gloria (1987-91)
- .671 (159-78) Jorge Esqueda (1993-97)
- .670 (156-77) Brian Barker (1983-87)
- .665 (187-94) Olof Akesson (1996-2000)
- .663 (177-90) Guillaume Legat (1997-2001)
- .655 (167-88) Richard Ashby (1983-86)
- .654 (149-79) Mark Palus (1989-93)
- .652 (105-56) Dave Hopper (1989-91)
- .649 (187-101) Jerome Jourdan (1996-2000)
- .646 (106-58) Dave Delseni (1984-87)
- .646 (104-57) Ken Diller (1986-89)
- .637 (186-106) Steve Longley (1984-89)
- .621 (146-89) Erick Sydow (1987-91)

Matches Played

- 292 Steve Longley (1984-89)
- 288 Jerome Jourdon (1996-2000)
- 281 Olof Akesson (1996-2000)
- 267 Guillaume Legat (1997-2001)
- 255 Richard Ashby (1983-86)
- 238 Tom Eklund (2002-06)
- 237 Jorge Esqueda (1993-97)
- 235 Erick Sydow (1987-91)
- 233 Louie Gloria (1987-91)
- 233 Brian Barker (1983-87)

Doubles Teams

Victories

- 47 Phil Dukes/Steve Geller (1973-76)
- 45 Louie Gloria/Erick Sydow (1987-91)
- 41 Jeff Hull/Jeff Kefalos (1974-76)
- 34 Olof Akesson/Guillaume Legat (1998-2000)
- 34 Steve Longley/Harry Sy (1986-88)
- 34 Arthur Anatsopoulos/Chris Mayotte (1977-78)
- 33 Andreas Hufschmid/Jeff Kefalos (1972-74)
- 32 Sterling Cooke/Trevor Raal (1981-83)
- 30 Richard Ashby/Jan Sandberg (1985-86)
- 29 Jaime Cuellar/Tom Eklund (2004-06)

Winning Percentage (min. 40 matches)

- .872 (41-6) Jeff Hull/Jeff Kefalos (1974-76)
- .870 (47-7) Phil Dukes/Steve Geller (1973-76)
- .825 (33-7) Andreas Hufschmid/Jeff Kefalos (1972-74)
- .762 (32-10) Sterling Cooke/Trevor Raal (1981-83)
- .726 (45-17) Louie Gloria/Erick Sydow (1987-91)
- .708 (34-14) Arthur Anastopoulos/Chris Mayotte (1977-78)
- .625 (30-18) Richard Ashby/Jan Sandberg (1985-86)
- .618 (34-21) Steve Longley/Harry Sy (1986-88)
- .604 (29-19) Jaime Cuellar/Tom Eklund (2004-06)
- .591 (26-18) Jose Frontera/Johan Sandberg (1992-94)

Matches Played

- 62 Louie Gloria/Erick Sydow (1987-91)
- 59 Olof Akesson/Guillaume Legat (1998-2000)
- 55 Steve Longley/Harry Sy (1986-88)
- 54 Phil Dukes/Steve Geller (1973-76)
- 50 Geraldo Knorr/Pedro Rodrigues (2004-06)
- 48 Jaime Cuellar/Tom Eklund (2004-06)
- 48 Richard Ashby/Jan Sandberg (1985-86)
- 48 Arthur Anatsopoulos/Chris Mayotte (1977-78)
- 47 Jeff Hull/Jeff Kefalos (1974-76)
- 45 Brian Barker/Dave Delseni (1985-87)
- 45 Jerome Jourdon/Vladimir Pavicevic (1997-99)

Single-Season Record Book

Singles

Victories

1.	51	Stephane Simian (1988-89)
2.	49	Stephane Simian (1989-90)
3.	42	Steve Longley (1988-89)
4.	41	Steve Longley (1986-87)
5.	37	Vladimir Pavicevic (1997-98)
	37	Louie Gloria (1989-90)
7.	34	Jerome Jourdan (1998-99)
	34	Guillaume Legat (1998-99)
	34	Mark Palus (1990-91)
	34	Dave Hopper (1989-90)
11.	33	Olof Akesson (1998-99)
	33	Jerome Jourdan (1997-98)
	33	Jorge Esqueda (1996-97)
	33	Mark Palus (1991-92)
15.	32	Keith Brill (1996-97)
	32	Jorge Esqueda (1995-96)
	32	P.J. Langone (1989-90)
	32	Dave Herman (1988-89)
	32	Ken Diller (1986-87)
20.	31	Dirk Hahneiser (1990-91)

Winning Percentage (min. 25 matches)

1.	.968 (30-1)	Phil Dukes (1975-76)
2.	.929 (26-2)	Andreas Hufschmid (1972-73)
	.929 (26-2)	Jeff Kefalos (1972-73)
4.	.920 (23-2)	Jeff Kefalos (1974-75)
5.	.906 (29-3)	Jeff Kefalos (1975-76)
6.	.897 (26-3)	Olof Akesson (1996-97)
	.897 (26-3)	Chris Mayotte (1975-76)
8.	.880 (22-3)	Chris Mayotte (1976-77)
	.880 (22-3)	William "Doc" Malloy (1972-73)
10.	.846 (22-4)	Phil Dukes (1974-75)
11.	.842 (32-6)	Jorge Esqueda (1995-96)
12.	.839 (26-5)	Young Min Kwon (1984-85)
13.	.828 (24-5)	Chuck Hodgkin (1980-81)
14.	.824 (28-6)	Andreas Hufschmid (1973-74)
15.	.821 (23-5)	Daron Robert (1980-81)
16.	.806 (25-6)	Trevor Raal (1980-81)
	.806 (25-6)	Andreas Hufschmid (1975-76)
18.	.806 (29-7)	Brian Barker (1983-84)
19.	.803 (49-12)	Stephane Simian (1989-90)
20.	.800 (28-7)	Guillaume Legat (1997-98)

Matches Played

1.	66	Steve Longley (1988-89)
2.	64	Stephane Simian (1988-89)
3.	61	Stephane Simian (1989-90)
4.	57	Steve Longley (1986-87)
5.	55	Vladimir Pavicevic (1997-98)
6.	54	Dave Hopper (1989-90)
7.	53	Louie Gloria (1988-89)
8.	52	Louie Gloria (1989-90)
9.	51	Keith Brill (1996-97)
	51	P.J. Langone (1989-90)

Individual Doubles

Victories

1.	32	Stephane Simian (1988-89)
2.	30	Olof Akesson (1997-98)
3.	29	Louie Gloria (1988-89)
	29	Steve Longley (1988-89)
	29	Erick Sydow (1988-89)
6.	27	Robert Wojcik (1996-97)
7.	26	Vladimir Pavicevic (1997-98)
	26	Dave Hopper (1989-90)
9.	25	Jaime Cuellar (2004-05)
	25	Ken Diller (1986-87)
	25	Jan Sandberg (1986-87)
	25	Phil Dukes (1975-76)
13.	24	Juan Gamboa (1998-99)
14.	23	Steve Geller (1974-75)
	23	Phil Dukes (1975-76)
16.	22	10 times, most recently by Jerome Jourdan (1998-99)

Winning Percentage (min. 25 matches)

1.	.920 (23-2)	Phil Dukes (1975-76)
	.920 (23-2)	Steve Geller (1974-75)
3.	.846 (22-4)	Andreas Hufschmid (1972-73)
	.846 (22-4)	Jeff Kefalos (1972-73)
5.	.840 (21-4)	Brian Barker (1983-87)
6.	.833 (25-5)	Phil Dukes (1973-74)
7.	.815 (22-5)	Brian McDonald (1980-81)
8.	.789 (30-8)	Olof Akesson (1997-98)
9.	.778 (21-6)	Daron Roberts (1980-81)
10.	.771 (27-8)	Robert Wojcik (1996-97)
11.	.769 (20-6)	Chuck Hodgkin (1980-81)
12.	.763 (29-9)	Erick Sydow (1988-89)
13.	.759 (22-7)	Guillaume Legat (1997-98)
14.	.750 (21-7)	Olof Akesson (1996-97)
	.750 (21-7)	Phil Dukes (1973-74)
16.	.744 (32-11)	Stephane Simian (1988-89)
17.	.744 (29-10)	Louie Gloria (1988-89)
18.	.722 (26-10)	Vladimir Pavicevic (1997-98)
	.722 (26-10)	Dave Hopper (1989-90)
19.	.720 (18-7)	Arthur Anastopoulo (1977-78)
	.720 (18-7)	Ulf Petterson (1980-81)

Matches Played

1.	49	Steve Longley (1988-89)
2.	43	Juan Gamboa (1998-99)
	43	Jerome Jourdan (1998-99)
	43	Stephane Simian (1988-89)
5.	39	Guillaume Legat (1998-99)
	39	Louie Gloria (1988-89)
7.	38	Jaime Cuellar (2004-05)
	38	Olof Akesson (1997-98)
	38	Erick Sydow (1988-89)
	38	Ken Diller (1986-87)

Gamecock Tennis

Individual Combined

Victories

1.	83	Stephane Simian (1988-89)
2.	71	Steve Longley (1988-89)
3.	69	Stephane Simian (1989-90)
4.	63	Vladimir Pavicevic (1997-98)
5.	60	Dave Hopper (1989-90)
6.	59	Louie Gloria (1988-89)
7.	58	Olof Akesson (1997-98)
	58	Steve Longley (1986-87)
9.	57	Ken Diller (1986-87)
10.	56	Jerome Jourdon (1998-99)
	56	Louie Gloria (1989-90)
12.	55	Guillaume Legat (1998-99)
	55	Jerome Jourdon (1997-98)
	55	Phil Dukes (1975-76)
15.	53	Jaime Cuellar (2004-05)
	53	Olof Akesson (1998-99)
17.	52	Juan Gamboa (1998-99)
	52	Dirk Hahneiser (1990-91)
19.	51	Keith Brill (1996-97)
	51	Jan Sandberg (1986-87)

Winning Percentage (min. 50 matches)

1.	.902 (55-6)	Phil Dukes (1975-76)
2.	.893 (50-6)	Jeff Kefalos (1975-76)
3.	.889 (48-6)	Andreas Hufschmid (1972-73)
	.889 (48-6)	Jeff Kefalos (1972-73)
5.	.882 (45-6)	Phil Dukes (1974-75)
6.	.825 (47-10)	Olof Akesson (1996-97)
7.	.824 (42-9)	Brian McDonald (1980-81)
8.	.820 (50-11)	Brian Barker (1983-84)
9.	.800 (44-11)	Chuck Hodgins (1980-81)
	.800 (44-11)	Daron Roberts (1980-81)
11.	.786 (44-12)	Jeff Kefalos (1973-74)
12.	.781 (50-14)	Guillaume Legat (1997-98)
13.	.776 (83-24)	Stephane Simian (1988-89)
14.	.767 (69-21)	Stephane Simian (1989-90)
15.	.765 (39-12)	Steve Geller (1974-75)
16.	.740 (37-13)	Chris Mayotte (1977-78)
	.740 (37-13)	Phil Dukes (1973-74)
18.	.733 (44-16)	Andreas Hufschmid (1973-74)
19.	.725 (37-14)	Arthur Anastopoulos (1977-78)
20.	.721 (49-19)	Erick Sydow (1988-89)

Matches Played

1.	115	Steve Longley (1988-89)
2.	107	Stephane Simian (1988-89)
3.	92	Louie Gloria (1988-89)
4.	91	Vladimir Pavicevic (1997-98)
5.	90	Jerome Jourdon (1998-99)
	90	Dave Hopper (1989-90)
	90	Stephane Simian (1989-90)
8.	86	Juan Gamboa (1998-99)
	86	Ken Diller (1986-87)
10.	83	Olof Akesson (1998-99)
	83	Guillaume Legat (1998-99)
	83	Keith Brill (1996-97)

Doubles Teams

Victories

1.	25	Louie Gloria/Erick Sydow (1988-89)
2.	23	Ken Diller/Jan Sandberg (1986-87)
3.	22	Ricardo Acioly/Richard Ashby (1983-84)
	22	Andreas Hufschmid/Jeff Kefalos (1972-73)
5.	21	Olof Akesson/Guillaume Legat (1997-98)
	21	Jeff Hull/Jeff Kefalos (1975-76)
6.	20	Olof Akesson/Robert Wojcik (1996-97)
	20	Richard Ashby/Jan Sandberg (1985-86)
	20	Sterling Cooke/Trevor Raal (1981-82)
	20	Chuck Hodgins/Daron Roberts (1980-81)
	20	Phil Dukes/Steve Geller (1974-75)
	20	Jeff Hull/Jeff Kefalos (1974-75)

Winning Percentage (min. 20 matches)

1.	.909 (20-2)	Phil Dukes/Steve Geller (1974-75)
2.	.875 (21-3)	Jeff Hull/Jeff Kefalos (1975-76)
3.	.870 (20-3)	Jeff Hull/Jeff Kefalos (1974-75)
4.	.846 (22-4)	Andreas Hufschmid/Jeff Kefalos (1972-73)
5.	.833 (20-4)	Sterling Cooke/Trevor Raal (1981-82)
6.	.800 (20-5)	Olof Akesson/Robert Wojcik (1996-97)
7.	.750 (21-7)	Olof Akesson/Guillaume Legat (1997-98)
	.750 (15-5)	Chuck Hodgins/Jeff Hull (1977-78)
9.	.742 (23-8)	Ken Diller/Jan Sandberg (1986-87)
10.	.739 (17-6)	Peter MacDonald/Brian McDonald (1979-80)
	.739 (17-6)	Arthur Anastopoulos/Chris Mayotte (1977-78)

Matches Played

1.	34	Louie Gloria/Erick Sydow (1988-89)
	34	Richard Ashby/Jan Sandberg (1985-86)
3.	33	Ben Atkinson/David Nelson (2001-02)
4.	32	Ricardo Acioly/Richard Ashby (1983-84)
5.	31	Ken Diller/Jan Sandberg (1986-87)
6.	30	Jaime Cuellar/Tom Eklund (2004-05)
7.	29	Angelo Niculescu/Marcus Westman (2001-02)
8.	28	Ben Atkinson/Carl Wermee (2003-04)
	28	Olof Akesson/Guillaume Legat (1997-98)
	28	Jerome Jourdon/Vladimir Pavicevic (1997-98)
	28	Dave Hopper/Stephane Simian (1989-90)

Class Record Book

Freshman

Singles Victories

1. 37 Vladimir Pavicevic (1997-98)
2. 32 P.J. Langone (1989-90)
3. 29 Brian Barker (1983-84)
4. 28 Jaime Cuellar (2004-05)
- 28 Guillaume Legat (1997-98)

Singles Winning Percentage (min. 25 matches)

1. .929 (26-2) Andreas Hufschmid (1972-73)
- .929 (26-2) Jeff Kefalos (1972-73)
3. .897 (26-3) Olof Akesson (1996-97)
- .897 (26-3) Chris Mayotte (1975-76)
5. .821 (23-5) Daron Roberts (1980-81)

Doubles Victories

1. 26 Vladimir Pavicevic (1997-98)
2. 25 Jaime Cuellar (2004-05)
3. 22 Guillaume Legat (1997-98)
- 22 Andreas Hufschmid (1972-73)
- 22 Jeff Kefalos (1972-73)

Doubles Winning Percentage (min. 25 matches)

1. .846 (22-4) Andreas Hufschmid (1972-73)
- .846 (22-4) Jeff Kefalos (1972-73)
3. .840 (21-4) Brian Barker (1983-84)
4. .778 (21-6) Daron Roberts (1980-81)
5. .759 (22-7) Guillaume Legat (1997-98)

Combined Victories

1. 63 Vladimir Pavicevic (1997-98)
2. 53 Jaime Cuellar (2004-05)
3. 50 Guillaume Legat (1997-98)
- 50 Brian Barker (1983-84)
4. 48 Andreas Hufschmid (1972-73)
- 48 Jeff Kefalos (1972-73)

Combined Winning Percentage (min. 50 matches)

1. .889 (48-6) Andreas Hufschmid (1972-73)
- .889 (48-6) Jeff Kefalos (1972-73)
3. .825 (47-10) Olof Akesson (1996-97)
4. .820 (50-11) Brian Barker (1983-84)
5. .800 (44-11) Daron Roberts (1980-81)

Sophomore

Singles Victories

1. 41 Steve Longley (1986-87)
2. 34 Guillaume Legat (1998-99)
- 34 Mark Palus (1990-91)
4. 33 Jerome Jourdan (1997-98)
5. 32 Keith Brill (1996-97)

Singles Winning Percentage (min. 25 matches)

1. .880 (22-3) Chris Mayotte (1976-77)
2. .846 (22-4) Phil Dukes (1974-75)
3. .839 (26-5) Young Min Kwon (1984-85)
4. .824 (28-6) Andreas Hufschmid (1973-74)
5. .806 (25-6) Trevor Raal (1980-81)

Doubles Victories

1. 30 Olof Akesson (1997-98)
2. 29 Louie Gloria (1988-89)
- 29 Erick Sydow (1988-89)
4. 23 Phil Dukes (1974-75)
5. 22 Jerome Jourdan (1997-98)
- 22 Richard Ashby (1983-84)

Doubles Winning Percentage (min. 25 matches)

1. .920 (23-2) Phil Dukes (1974-75)
2. .789 (30-8) Olof Akesson (1997-98)
3. .763 (29-9) Erick Sydow (1988-89)
4. .744 (29-10) Louie Gloria (1988-89)
5. .720 (18-7) Arthur Anastopoulo (1977-78)

Combined Victories

1. 59 Louie Gloria (1988-89)
2. 58 Olof Akesson (1997-98)
- 58 Steve Longley (1986-87)
4. 55 Guillaume Legat (1998-99)
- 55 Jerome Jourdon (1997-98)

Combined Winning Percentage (min. 50 matches)

1. .882 (45-6) Phil Dukes (1974-75)
2. .786 (44-12) Jeff Kefalos (1973-74)
3. .733 (44-16) Andreas Hufschmid (1973-74)
4. .725 (37-14) Arthur Anastopoulo (1977-78)
5. .721 (49-19) Erick Sydow (1988-89)

Gamecock Tennis

Junior

Singles Victories

1. 51 Stephane Simian (1988-89)
2. 37 Louie Gloria (1989-90)
3. 34 Jerome Jourdon (1998-99)
- 34 Dave Hopper (1989-90)
5. 33 Olof Akesson (1998-99)
- 33 Mark Palus (1991-92)

Singles Winning Percentage (min. 25 matches)

1. .968 (30-1) Phil Dukes (1975-76)
2. .920 (23-2) Jeff Kefalos (1974-75)
3. .842 (32-6) Jorge Esqueda (1995-96)
4. .821 (23-3) Chuck Hodgins (1979-80)
5. .797 (51-13) Stephane Simian (1988-89)

Doubles Victories

1. 32 Stephane Simian (1988-89)
2. 26 Dave Hopper (1989-90)
3. 25 Ken Diller (1986-87)
- 25 Jan Sandberg (1986-87)
- 25 Phil Dukes (1975-76)

Doubles Winning Percentage (min. 25 matches)

1. .920 (23-2) Steve Geller (1974-75)
2. .833 (25-5) Phil Dukes (1975-76)
3. .744 (32-11) Stephane Simian (1988-89)
4. .722 (26-10) Dave Hopper (1989-90)
5. .720 (18-7) Ulf Petterson (1980-81)

Combined Victories

1. 83 Stephane Simian (1988-89)
2. 60 Dave Hopper (1989-90)
3. 57 Ken Diller (1986-97)
4. 56 Jerome Jourdon (1998-99)
5. 56 Louie Gloria (1989-90)

Combined Winning Percentage (min. 50 matches)

1. .902 (55-6) Phil Dukes (1975-76)
2. .776 (83-24) Stephane Simian (1988-89)
3. .765 (39-12) Steve Geller (1974-75)
4. .740 (37-13) Chris Mayotte (1977-78)
5. .719 (41-16) Richard Ashby (1984-85)

Senior

Singles Victories

1. 49 Stephane Simian (1989-90)
2. 42 Steve Longley (1988-89)
3. 33 Jorge Esqueda (1996-97)
4. 32 Dave Herman (1988-89)
5. 30 Dave Hopper (1990-91)

Singles Winning Percentage (min. 25 matches)

1. .906 (29-3) Jeff Kefalos (1975-76)
2. .880 (22-3) William "Doc" Malloy (1972-73)
3. .828 (24-5) Chuck Hodgins (1980-81)
4. .806 (25-6) Andreas Hufschmid (1975-76)
5. .803 (49-12) Stephane Simian (1989-90)

Doubles Victories

1. 29 Steve Longley (1988-89)
2. 27 Robert Wojcik (1996-97)
3. 22 Ken Diller (1988-89)
- 22 Richard Ashby (1985-86)
5. 21 Jeff Kefalos (1975-76)

Doubles Winning Percentage (min. 25 matches)

1. .771 (27-8) Robert Wojcik (1996-97)
2. .769 (20-6) Chuck Hodgins (1980-81)
3. .710 (22-9) Ken Diller (1988-89)
4. .704 (19-8) Tom Eklund (2005-06)
5. .690 (20-9) Stephane Simian (1989-90)

Combined Victories

1. 71 Steve Longley (1988-89)
2. 69 Stephane Simian (1989-90)
3. 50 Jeff Kefalos (1975-76)
4. 47 Robert Wojcik (1996-97)
5. 45 Jorge Esqueda (1996-97)
- 45 Dave Hopper (1990-91)
- 45 Ricardo Ashby (1985-86)

Combined Winning Percentage (min. 50 matches)

1. .893 (50-6) Jeff Kefalos (1975-76)
2. .800 (44-11) Chuck Hodgins (1980-81)
3. .767 (69-21) Stephane Simian (1989-90)
4. .684 (39-18) Zoran Petkovic (1983-84)
5. .681 (47-22) Robert Wojcik (1996-97)

Yearly Leaders

Singles Victories

1971-72	Kevin McCarthy	21
1972-73	Andreas Hufschmid	26
	Jeff Kefalos	26
1973-74	Andreas Hufschmid	28
1974-75	Jeff Kefalos	23
1975-76	Phil Dukes	30
1976-77	Chris Mayotte	22
1977-78	Jeff Hull	20
	Peter MacDonald	20
	Chris Mayotte	20
1978-79	Arthur Anastopoulo	25
	Chris Mayotte	25
1979-80	Chuck Hodgkin	23
1980-81	Trevor Raal	25
1981-82	Sterling Cooke	18
	Jose Neto	18
	Zoran Petkovic	18
1982-83	Richard Ashby	21
1983-84	Brian Barker	29
1984-85	Richard Ashby	27
1985-86	Brian Barker	30
1986-87	Steve Longley	41
1987-88	Steve Longley	24
1988-89	Stephane Simian	51
1989-90	Stephane Simian	49
1990-91	Mark Palus	34
1991-92	Mark Palus	33
1992-93	Johan Wiig	21
1993-94	Jorge Esqueda	23
1994-95	Jorge Esqueda	25
1995-96	Jorge Esqueda	32
1996-97	Jorge Esqueda	33
1997-98	Vladimir Pavicevic	37
1998-99	Jerome Jourdon	34
	Guillaume Legat	34
1999-00	Guillaume Legat	28
2000-01	Guillaume Legat	25
2001-02	Marcus Westman	30
2002-03	Ben Atkinson	27
2003-04	Geraldo Knorr	26
2004-05	Jaime Cuellar	28
2005-06	Yevgeny Supeko	18
2006-07	Pedro Campos	24
2007-08	Pedro Campos	23
2008-09	Diego Cubas	21

Doubles Victories

1971-72	Collins/Kamm	13
1972-73	Hufschmid/J. Kefalos	22
1973-74	Dukes/Geller	15
1974-75	Dukes/Geller	20
	Hull/J. Kefalos	20
1975-76	Hull/J. Kefalos	21
1976-77	Anastopoulo/Hull	13
1977-78	Anastopoulo/Mayotte	17
1978-79	Anastopoulo/Mayotte	17
1979-80	MacDonald/McDonald	17
1980-81	Hodgin/Roberts	20
1981-82	Cooke/Raal	20
1982-83	Cooke/Raal	12
1983-84	Acioly/Ashby	22
1984-85	Ashby/Jan Sandberg	10
	Cooke/Tremaine	10
1985-86	Ashby/Jan Sandberg	20
1986-87	Diller/Jan Sandberg	23
1987-88	Longley/Sy	11
1988-89	Gloria/Sydow	25
1989-90	Hopper/Simian	19
1990-91	Hahneiser/Theron	10
1991-92	Palus/Schad	9
1992-93	Cook/Lynch	16
1993-94	Jo. Frontera/Jo. Sandberg	18
1994-95	Jimenez/Panagopoulos	16
1995-96	Badurowicz/Esqueda	8
	Jimenez/Wojcik	8
1996-97	Akesson/Wojcik	20
1997-98	Akesson/Legat	21
1998-99	Jourdon/Legat	10
1999-00	Jourdon/Steckley	10
2000-01	Cassidy/Panchero	3
	Legat/Westman	3
	Nelson/Singh	3
	Rose/Wermee	3
2001-02	Atkinson/Nelson	19
2002-03	Rose/Wermee	12
2003-04	Atkinson/Wermee	16
2004-05	Cuellar/Eklund	17
2005-06	Cuellar/Eklund	12
2006-07	Campos/Supeko	14
2007-08	Campos/Pulsfort	7
	Cubas/Supeko	7
2008-09	Cubas/Machado	15

Combined Victories

1971-72	Tom Collins	32
1972-73	Andreas Hufschmid	48
	Jeff Kefalos	48
1973-74	Andreas Hufschmid	44
	Jeff Kefalos	44
1974-75	Phil Dukes	45
1975-76	Phil Dukes	55
1976-77	Arthur Anastopoulo	31
1977-78	Jeff Hull	38
1978-79	Arthur Anastopoulo	42
	Chris Mayotte	42
1979-80	Chuck Hodgkin	23
1980-81	Chuck Hodgkin	44
	Daron Roberts	44
1981-82	Sterling Cooke	38
1982-83	Richard Ashby	32
1983-84	Brian Barker	50
1984-85	Richard Ashby	41
1985-86	Brian Barker	48
1986-87	Steve Longley	58
1987-88	Steve Longley	39
1988-89	Stephane Simian	83
1989-90	Stephane Simian	69
1990-91	Dirk Hahneiser	52
1991-92	Mark Palus	44
1992-93	Mark Palus	35
1993-94	Jorge Esqueda	30
1994-95	Maxsy Jimenez	43
1995-96	Jorge Esqueda	46
1996-97	Keith Brill	51
1997-98	Vladimir Plavicevic	63
1998-99	Jerome Jourdon	56
1999-00	Guillaume Legat	40
2000-01	Guillaume Legat	32
2001-02	Marcus Westman	47
2002-03	Ben Atkinson	36
	Angelo Niculescu	36
2003-04	Geraldo Knorr	43
2004-05	Jaime Cuellar	53
2005-06	Jaime Cuellar	37
2006-07	Pedro Campos	42
2007-08	Pedro Campos	33
2008-09	Diego Cubas	42

Comb. Win % (min. 40 matches)

1971-72	Kevin McCarthy	.738
1972-73	Andreas Hufschmid	.889
	Jeff Kefalos	.889
1973-74	Jeff Kefalos	.786
1974-75	Jeff Hull	.913
1975-76	Jeff Hull	.917
1976-77	Arthur Anastopoulo	.721
1977-78	Jeff Hull	.776
1978-79	Arthur Anastopoulo	.689
1979-80		
1980-81	Brian McDonald	.824
1981-82	Sterling Cooke	.792
1982-83	Richard Ashby	.667
1983-84	Brian Barker	.820
1984-85	Richard Ashby	.719
1985-86	Dave Delseni	.667
1986-87	Steve Longley	.707
1987-88	Steve Longley	.629
1988-89	Stephane Simian	.776
1989-90	Stephane Simian	.767
1990-91	Louie Gloria	.783
1991-92	Mark Palus	.667
1992-93	Mark Palus	.625
1993-94	Jorge Esqueda	.714
1994-95	Jorge Esqueda	.655
1995-96	Jorge Esqueda	.708
1996-97	Olof Akesson	.825
1997-98	Guillaume Legat	.781
1998-99	Guillaume Legat	.663
1999-00	Jerome Jourdon	.614
2000-01	Guillaume Legat	.615
2001-02	Marcus Westman	.671
2002-03	Ben Atkinson	.692
2003-04	Tom Eklund	.638
2004-05	Jaime Cuellar	.679
2005-06	Geraldo Knorr	.681
2006-07	Pedro Campos	.636
2007-08	Pedro Campos	.524
2008-09	Johannes Pulsfort	.641



Gamecock Tennis

Delseni, Dave • 1985-87 • Maywood, N.J.

Season	Singles			Doubles			Combined		
	W	L	Pct.	W	L	Pct.	W	L	Pct.
1984-85	20	10	.667	15	9	.625	35	19	.648
1985-86	25	10	.714	17	11	.607	42	21	.667
1986-87	16	6	.727	13	12	.520	29	18	.617
Career	61	26	.701	45	32	.584	106	58	.646

Desatnki, Brian • 1972-74 • Johannesburg, South Africa

Season	Singles			Doubles			Combined		
	W	L	Pct.	W	L	Pct.	W	L	Pct.
1971-72	20	6	.769	7	10	.412	27	16	.628
1972-73	15	7	.682	7	7	.500	22	14	.611
1973-74	10	6	.625	0	0	—	10	6	.625
Career	45	19	.703	14	17	.452	59	36	.621

Bob Detrich • 1979-80

Season	Singles			Doubles			Combined		
	W	L	Pct.	W	L	Pct.	W	L	Pct.
Stats Unavailable									

Diller, Ken • 1987-89 • Studio City, Calif.

Season	Singles			Doubles			Combined		
	W	L	Pct.	W	L	Pct.	W	L	Pct.
1986-87	32	16	.667	25	13	.658	57	29	.663
1987-88	1	2	.333	3	2	.600	4	4	.500
1988-89	21	15	.583	22	9	.710	43	24	.642
Career	54	33	.621	50	24	.676	104	57	.646

Dukes, Phil • 1974-77 • New Canaan, Conn.

Season	Singles			Doubles			Combined		
	W	L	Pct.	W	L	Pct.	W	L	Pct.
1973-74	16	6	.727	21	7	.750	37	13	.740
1974-75	22	4	.846	23	2	.920	45	6	.882
1975-76	30	1	.968	25	5	.833	55	6	.902
1976-77	7	0	1.000	0	0	—	7	0	1.000
Career	75	11	.872	69	14	.831	144	25	.852

Eklund, Tom • 2003-06 • Hollviken, Sweden

Season	Singles			Doubles			Combined		
	W	L	Pct.	W	L	Pct.	W	L	Pct.
2002-03	13	11	.542	11	14	.440	24	25	.490
2003-04	23	9	.719	14	12	.538	37	21	.638
2004-05	22	16	.579	19	14	.576	41	30	.577
2005-06	16	17	.485	19	8	.704	35	25	.583
Career	74	53	.583	63	48	.568	137	101	.576

Elkins, Elliot • 2001

Season	Singles			Doubles			Combined		
	W	L	Pct.	W	L	Pct.	W	L	Pct.
2000-01	4	4	.500	4	4	.500	8	8	.500

Esqueda, Jorge • 1994-97 • Guadalajara, Mexico

Season	Singles			Doubles			Combined		
	W	L	Pct.	W	L	Pct.	W	L	Pct.
1993-94	23	7	.767	7	5	.583	30	12	.714
1994-95	25	14	.641	13	6	.684	38	20	.655
1995-96	32	6	.842	14	13	.519	46	19	.708
1996-97	33	11	.750	12	16	.429	45	27	.625
Career	113	38	.748	46	40	.535	159	78	.671

Feldman, Spencer • 2007 • Upper Brookville, N.Y.

Season	Singles			Doubles			Combined		
	W	L	Pct.	W	L	Pct.	W	L	Pct.
2006-07	9	18	.333	1	7	.125	10	25	.286

Filer, Edward • 1983

Season	Singles			Doubles			Combined		
	W	L	Pct.	W	L	Pct.	W	L	Pct.
Stats Unavailable									

Frey, Buz • 1979

Season	Singles			Doubles			Combined		
	W	L	Pct.	W	L	Pct.	W	L	Pct.
Stats Unavailable									

Fritz, Bernard • 1974-75

Season	Singles			Doubles			Combined		
	W	L	Pct.	W	L	Pct.	W	L	Pct.
1973-74	14	6	.700	7	2	.778	21	8	.724
1974-75	Stats Unavailable								

Frontera, Jaime • 1986-90 • Mayaguez, P.R.

Season	Singles			Doubles			Combined		
	W	L	Pct.	W	L	Pct.	W	L	Pct.
1985-86	0	0	—	0	1	.000	0	1	.000
1986-87	13	7	.650	10	4	.714	23	11	.676
1987-88	18	14	.563	10	12	.455	28	26	.519
1988-89	14	15	.483	4	2	.667	18	17	.514
1989-90	14	6	.700	13	7	.650	27	13	.675
Career	59	42	.584	37	26	.587	96	68	.585

Frontera, Jose • 1990-94 • Mayaguez, P.R.

Season	Singles			Doubles			Combined		
	W	L	Pct.	W	L	Pct.	W	L	Pct.
1989-90	4	2	.667	3	1	.750	7	3	.700
1990-91	2	1	.667	1	0	1.000	3	1	.750
1991-92	6	6	.500	5	4	.556	11	10	.524
1992-93	9	14	.391	19	11	.633	28	25	.528
1993-94	0	0	—	18	14	.563	18	14	.563
Career	21	23	.477	46	30	.605	67	53	.558

Gamboa, Juan • 1999-2000 • Bogota, Colombia

Season	Singles			Doubles			Combined		
	W	L	Pct.	W	L	Pct.	W	L	Pct.
1998-99	28	15	.651	24	19	.558	52	34	.605
1999-2000	8	11	.421	8	10	.444	16	21	.432
Career	36	26	.581	32	29	.525	68	55	.553

Geller, Steve • 1973-76 • Brooklyn, N.Y.

Season	Singles			Doubles			Combined		
	W	L	Pct.	W	L	Pct.	W	L	Pct.
1972-73	2	1	.667	8	0	1.000	10	1	.909
1973-74	7	2	.778	15	4	.789	22	6	.786
1974-75	16	10	.615	23	2	.920	39	12	.765
1975-76	5	0	1.000	17	1	.944	22	1	.957
Career	30	13	.698	63	7	.900	93	20	.823

Gilbert, Barry • 1978-79 • Piedmont, Calif.

Season	Singles			Doubles			Combined		
	W	L	Pct.	W	L	Pct.	W	L	Pct.
1977-78	17	10	.630	12	10	.545	29	20	.592



Gamecock Tennis

Gloria, Louie • 1988-91 • Orange, Conn.

Season	Singles			Doubles			Combined		
	W	L	Pct.	W	L	Pct.	W	L	Pct.
1987-88	5	4	.556	5	2	.714	10	6	.625
1988-89	30	23	.566	29	10	.744	59	33	.641
1989-90	37	15	.712	19	8	.704	56	23	.709
1990-91	27	7	.794	9	3	.750	36	10	.783
Career	99	49	.669	62	23	.729	161	72	.691

Hahneiser, Dirk • 1990-92 • Munster, Germany

Season	Singles			Doubles			Combined		
	W	L	Pct.	W	L	Pct.	W	L	Pct.
1989-90	6	8	.429	5	3	.625	11	11	.500
1990-91	31	17	.646	21	11	.656	52	28	.650
1991-92	20	21	.488	3	14	.176	23	35	.397
Career	57	46	.553	29	28	.509	86	74	.538

Harmon, Craig • 1983

Season	Singles			Doubles			Combined		
	W	L	Pct.	W	L	Pct.	W	L	Pct.
				Stats Unavailable					

Heald, Bobby • 1965-69

Season	Singles			Doubles			Combined		
	W	L	Pct.	W	L	Pct.	W	L	Pct.
				Stats Unavailable					

Heavey, Declan • 1975

Season	Singles			Doubles			Combined		
	W	L	Pct.	W	L	Pct.	W	L	Pct.
1974-75	0	0	—	2	0	1.000	2	0	1.000

Heiser, Bill • 1981

Season	Singles			Doubles			Combined		
	W	L	Pct.	W	L	Pct.	W	L	Pct.
1980-81	8	0	1.000	14	4	.778	22	4	.846

Heller, Art • 1984

Season	Singles			Doubles			Combined		
	W	L	Pct.	W	L	Pct.	W	L	Pct.
1983-84	13	9	.591	9	5	.643	22	14	.611

Herman, Dave 1988-89 • Rock Hill, S.C.

Season	Singles			Doubles			Combined		
	W	L	Pct.	W	L	Pct.	W	L	Pct.
1987-88	3	2	.600	2	3	.400	5	5	.500
1988-89	32	12	.727	2	0	1.000	34	12	.739
Career	35	14	.714	4	3	.571	39	17	.696

Hodgin, Chuck • 1978-81 • Sumter, S.C.

Season	Singles			Doubles			Combined		
	W	L	Pct.	W	L	Pct.	W	L	Pct.
1977-78	17	10	.630	16	5	.762	33	15	.688
1978-79				Stats Unavailable					
1979-80	23	3	.885	0	0	—	23	3	.885
1980-81	24	5	.828	20	6	.769	44	11	.800
Career	64	18	.780	36	11	.766	100	29	.775

Hopper, Dave • 1990-91 • Kansas City, Mo.

Season	Singles			Doubles			Combined		
	W	L	Pct.	W	L	Pct.	W	L	Pct.
1989-90	34	20	.630	26	10	.722	60	30	.667
1990-91	30	17	.638	15	9	.625	45	26	.634
Career	64	37	.634	41	19	.683	105	56	.652

Hufschmid, Andreas • 1973-76 • Geneva, Switzerland

Season	Singles			Doubles			Combined		
	W	L	Pct.	W	L	Pct.	W	L	Pct.
1972-73	26	2	.929	22	4	.846	48	6	.889
1973-74	28	6	.824	16	10	.615	44	16	.733
1974-75	16	10	.615	14	11	.560	30	21	.588
1975-76	25	6	.806	8	2	.800	33	8	.805
Career	95	24	.798	60	27	.690	155	51	.752

Hull, Jeff • 1975-78 • Montain Lakes, N.J.

Season	Singles			Doubles			Combined		
	W	L	Pct.	W	L	Pct.	W	L	Pct.
1974-75	22	1	.957	20	3	.870	42	4	.913
1975-76	23	1	.958	21	3	.875	44	4	.917
1976-77	15	9	.625	13	4	.765	15	9	.625
1977-78	20	6	.769	18	5	.783	38	11	.776
Career	80	17	.825	72	15	.828	152	32	.826

Jimenez, Maxxy • 1994-96 • Valencia, Venezuela

Season	Singles			Doubles			Combined		
	W	L	Pct.	W	L	Pct.	W	L	Pct.
1993-94	1	2	.333	1	0	1.000	2	2	.500
1994-95	25	11	.694	18	13	.581	43	24	.642
1995-96	16	13	.552	11	9	.550	27	22	.551
Career	42	26	.618	30	22	.577	72	48	.600

Jobanputra, Anand • 1998 • Columbia, S.C.

Season	Singles			Doubles			Combined		
	W	L	Pct.	W	L	Pct.	W	L	Pct.
1997-98	2	5	.286	1	2	.333	3	7	.300

Jourdon, Jerome • 1997-2000 • Courbevoie, France

Season	Singles			Doubles			Combined		
	W	L	Pct.	W	L	Pct.	W	L	Pct.
1996-97	25	9	.735	16	14	.533	41	23	.641
1997-98	33	11	.750	22	11	.667	55	22	.714
1998-99	34	13	.723	22	21	.512	56	34	.622
1999-2000	19	11	.633	16	11	.593	35	22	.614
Career	111	44	.716	76	57	.571	187	101	.649

Kamm, Art • 1970-72 • Neptune City, N.J.

Season	Singles			Doubles			Combined		
	W	L	Pct.	W	L	Pct.	W	L	Pct.
1969-70				Stats Unavailable					
1971-72				Stats Unavailable					
1971-72	9	5	.643	13	8	.619	22	13	.629

Kaplan, Bob • 1977-78 • Cranford, N.J.

Season	Singles			Doubles			Combined		
	W	L	Pct.	W	L	Pct.	W	L	Pct.
1976-77	8	4	.667	0	0	—	8	4	.667
1977-78	13	4	.765	1	0	1.000	14	4	.778
Career	21	8	.733	1	0	.733	22	8	.733

Karlen, Johan • 1986-89 • Boras, Sweden

Season	Singles			Doubles			Combined		
	W	L	Pct.	W	L	Pct.	W	L	Pct.
1985-86	19	14	.576	2	2	.500	21	16	.568
1986-87	25	18	.581	0	5	.000	25	23	.521
1987-88	12	9	.571	0	3	.000	12	12	.500
1988-89	27	10	.730	1	1	.500	28	11	.718
Career	83	51	.619	3	11	.214	86	62	.581

Gamecock Tennis

Marcoline, Terry • 1987-88 • Anaheim Hills, Calif.

Season	Singles			Doubles			Combined		
	W	L	Pct.	W	L	Pct.	W	L	Pct.
1986-87	6	6	.500	1	5	.167	7	11	.389
1987-88	1	3	.250	1	2	.333	2	5	.286
Career	7	9	.438	2	7	.222	9	16	.360

Marks, Tim • 1972-73 • Miami, Fla.

Season	Singles			Doubles			Combined		
	W	L	Pct.	W	L	Pct.	W	L	Pct.
1971-72	14	11	.560	10	8	.556	24	19	.558
1972-73	Stats Unavailable								

Mayotte, Chris • 1976-79 • Springfield, Mass.

Season	Singles			Doubles			Combined		
	W	L	Pct.	W	L	Pct.	W	L	Pct.
1975-76	26	3	.897	16	4	.800	42	7	.857
1976-77	22	3	.880	0	0	—	22	3	.880
1977-78	20	7	.741	17	6	.739	37	13	.740
1978-79	25	12	.676	17	8	.680	42	20	.677
Career	93	25	.788	50	18	.735	143	43	.769

McAlhaney, Jason • 2003-04 • Aiken, S.C.

Season	Singles			Doubles			Combined		
	W	L	Pct.	W	L	Pct.	W	L	Pct.
2002-03	3	3	.500	0	2	.000	3	5	.375
2003-04	1	3	.250	0	0	—	1	3	.250
Career	4	6	.400	0	2	.000	4	8	.333

McCarthy, Kevin • 1970-73 • Teaneck N.J.

Season	Singles			Doubles			Combined		
	W	L	Pct.	W	L	Pct.	W	L	Pct.
1969-70	Stats Unavailable								
1970-71	Stats Unavailable								
1971-72	21	3	.875	10	8	.556	31	11	.738
1972-73	20	9	.690	8	8	.500	28	17	.622
Career	41	12	.774	18	16	.529	59	28	.678

McDonald, Brian • 1981

Season	Singles			Doubles			Combined		
	W	L	Pct.	W	L	Pct.	W	L	Pct.
1979-80	0	0	—	17	6	.739	17	6	.739
1980-81	20	4	.833	22	5	.815	42	9	.824
Career	20	4	.833	39	11	.780	59	15	.797

McIntosh, Bob • 1976

Season	Singles			Doubles			Combined		
	W	L	Pct.	W	L	Pct.	W	L	Pct.
1975-76	0	0	—	3	0	1.000	3	0	1.000

Miller, Steve • 1977 • New York, N.Y.

Season	Singles			Doubles			Combined		
	W	L	Pct.	W	L	Pct.	W	L	Pct.
1976-77	13	5	—	0	0	—	13	5	.722

Moore, Peter • 1985

Season	Singles			Doubles			Combined		
	W	L	Pct.	W	L	Pct.	W	L	Pct.
1984-85	Stats Unavailable								

Nagel, Remy • 1998 • Ede, The Netherlands

Season	Singles			Doubles			Combined		
	W	L	Pct.	W	L	Pct.	W	L	Pct.
1997-98	16	17	.485	6	8	.429	22	25	.468

Nelson, David • 1972

Season	Singles			Doubles			Combined		
	W	L	Pct.	W	L	Pct.	W	L	Pct.
Stats Unavailable									

Nelson, David • 1999-2002 • North Andover, Mass.

Season	Singles			Doubles			Combined		
	W	L	Pct.	W	L	Pct.	W	L	Pct.
1998-99	6	3	.667	5	5	.500	11	8	.579
1999-2000	9	12	.429	13	10	.565	22	22	.500
2000-01	14	16	.467	9	15	.375	23	31	.426
2001-02	21	15	.583	19	16	.543	40	31	.563
Career	50	46	.521	46	46	.500	96	92	.511

Neto, Jose • 1981-82 • Sao Paulo, Brazil

Season	Singles			Doubles			Combined		
	W	L	Pct.	W	L	Pct.	W	L	Pct.
1980-81	7	3	.700	11	2	.846	18	5	.783
1981-82	18	4	.818	5	9	.357	23	13	.639
Career	25	7	.781	16	11	.593	41	18	.695

Niculescu, Angelo • 2002-03 • Gorj, Romania

Season	Singles			Doubles			Combined		
	W	L	Pct.	W	L	Pct.	W	L	Pct.
2001-02	24	12	.667	15	15	.500	39	27	.591
2002-03	21	15	.583	15	13	.536	36	28	.563
Career	45	27	.625	30	28	.517	75	55	.577

O'Connor, Greg • 1988 • Baltimore, Md.

Season	Singles			Doubles			Combined		
	W	L	Pct.	W	L	Pct.	W	L	Pct.
1987-88	12	16	.429	6	13	.316	18	29	.383

Oporto, Alfredo • 1997-98 • La Paz, Bolivia

Season	Singles			Doubles			Combined		
	W	L	Pct.	W	L	Pct.	W	L	Pct.
1996-97	4	6	.400	1	1	.500	5	7	.417
1997-98	3	4	.429	1	1	.500	4	5	.444
Career	7	10	.412	2	2	.500	9	12	.429

Osga, Randy • 1976-78 • Somerset, Mass.

Season	Singles			Doubles			Combined		
	W	L	Pct.	W	L	Pct.	W	L	Pct.
1975-76	0	0	—	3	0	1.000	3	0	1.000
1976-77	4	0	1.000	0	0	—	4	0	1.000
1977-78	2	0	1.000	5	0	1.000	7	0	1.000
Career	6	0	1.000	8	0	1.000	14	0	1.000

Otani, Kazuya • 2003-06 • Port Washington, N.Y.

Season	Singles			Doubles			Combined		
	W	L	Pct.	W	L	Pct.	W	L	Pct.
2002-03	2	3	.400	0	2	.000	2	5	.286
2003-04	3	2	.600	0	0	—	3	2	.600
2004-05	3	8	.273	1	1	.500	4	9	.308
2005-06	1	7	.125	3	5	.375	4	12	.250
Career	9	20	.310	4	8	.333	13	28	.317

Oulette, Brian • 1986 • Bedford, N.H.

Season	Singles			Doubles			Combined		
	W	L	Pct.	W	L	Pct.	W	L	Pct.
1985-86	1	2	.333	2	2	.500	3	4	.429

Gamecock Tennis

Trammell, Rip • 1976-77 • Nashville, Tenn.

Season	Singles			Doubles			Combined		
	W	L	Pct.	W	L	Pct.	W	L	Pct.
1975-76	19	6	.760	15	4	.789	34	10	.773
1976-77	13	8	.619	0	0	—	13	8	.619
Career	32	14	.696	15	4	.789	47	18	.723

Tremaine, David • 1984-86 • Potomac, Md.

Season	Singles			Doubles			Combined		
	W	L	Pct.	W	L	Pct.	W	L	Pct.
1983-84	22	7	.759	16	4	.800	38	11	.776
1984-85	6	1	.857	17	8	.680	23	9	.719
1985-86	4	5	.444	4	1	.800	8	6	.571
Career	32	13	.711	37	13	.740	69	26	.726

Stan Tzouvelekas • 1984

Season	Singles			Doubles			Combined		
	W	L	Pct.	W	L	Pct.	W	L	Pct.
Stats Unavailable									

Varin, Roger • 1975

Season	Singles			Doubles			Combined		
	W	L	Pct.	W	L	Pct.	W	L	Pct.
Stats Unavailable									

Veeder, Joe • 2006-09 • Brevard, N.C.

Season	Singles			Doubles			Combined		
	W	L	Pct.	W	L	Pct.	W	L	Pct.
2005-06	2	3	.400	5	12	.294	7	15	.318
2006-07	2	7	.222	4	16	.200	6	23	.207
2007-08	2	6	.250	5	4	.556	7	10	.412
2008-09	2	6	.250	14	8	.636	16	14	.533
Career	8	22	.267	28	40	.412	36	62	.367

Vescio, Sager • 1995 • Brattleboro, Vt.

Season	Singles			Doubles			Combined		
	W	L	Pct.	W	L	Pct.	W	L	Pct.
1994-95	2	6	.250	0	2	.000	2	8	.200

Walker, Ralph • 1977-78 • Greenville, S.C.

Season	Singles			Doubles			Combined		
	W	L	Pct.	W	L	Pct.	W	L	Pct.
1976-77	3	2	.600	0	0	—	3	2	.600
1977-78	0	3	.000	0	0	—	0	3	.000
Career	3	5	.375	0	0	—	3	5	.375

Wawrzyniak, Tomasz • 1998-99 • Inowroclaw, Poland

Season	Singles			Doubles			Combined		
	W	L	Pct.	W	L	Pct.	W	L	Pct.
1997-98	17	10	.630	7	13	.350	24	23	.511
1998-99	11	19	.367	9	18	.333	20	37	.351
Career	28	29	.491	16	31	.340	44	60	.423

Wermee, Carl • 2001-04 • Orebro, Sweden

Season	Singles			Doubles			Combined		
	W	L	Pct.	W	L	Pct.	W	L	Pct.
2000-01	9	15	.375	7	16	.304	16	31	.340
2001-02	14	11	.560	8	11	.421	22	22	.500
2002-03	12	5	.706	12	7	.632	24	12	.667
2003-04	22	13	.629	17	13	.567	39	26	.600
Career	57	44	.564	44	47	.484	101	91	.526

Westman, Marcus • 2001-04 • Torslanda, Sweden

Season	Singles			Doubles			Combined		
	W	L	Pct.	W	L	Pct.	W	L	Pct.
2000-01	6	13	.316	6	10	.375	12	23	.343
2001-02	30	8	.789	17	15	.531	47	23	.671
2002-03	14	10	.583	10	13	.435	24	23	.511
2003-04	11	24	.314	16	13	.552	27	37	.422
Career	61	55	.526	49	51	.490	110	106	.509

Wiig, Johan • 1991-94 • Bergen, Norway

Season	Singles			Doubles			Combined		
	W	L	Pct.	W	L	Pct.	W	L	Pct.
1990-91	10	7	.588	7	3	.700	17	10	.630
1991-92	21	10	.677	0	0	—	21	10	.677
1992-93	21	12	.636	1	0	1.000	22	12	.647
1993-94	3	2	.600	0	0	—	3	2	.600
Career	55	31	.640	8	3	.727	63	34	.649

Wojcik, Robert • 1996-97 • Cracow, Poland

Season	Singles			Doubles			Combined		
	W	L	Pct.	W	L	Pct.	W	L	Pct.
1995-96	16	11	.593	16	8	.667	32	19	.627
1996-97	20	14	.588	27	8	.771	47	22	.681
Career	36	25	.590	43	16	.729	79	41	.658

Young, Jimmy • 1985-86 • Amherst, N.H.

Season	Singles			Doubles			Combined		
	W	L	Pct.	W	L	Pct.	W	L	Pct.
1984-85	0	0	—	1	1	.500	1	1	.500
1985-86	2	2	.500	0	2	.000	2	4	.333
Career	2	2	.500	1	3	.250	3	5	.375