

Records

Contents

Individual Career	66	Opponent Game.....	78	Freshman Season.....	85	SEC Tournament.....	92
Individual Season.....	69	Colonial Life Arena, Individual ...	80	Sophomore Season.....	86	NCAA Tournament.....	96
Individual Game.....	71	Colonial Life Arena, Team	82	Junior Season	88		
Team Season	73	Attendance History.....	83	Senior Season.....	89		
Team Game	75	Freshman Game.....	84	The Last Time.....	91		

Gamecock Basketball

Individual Career Records

Points

- 2266 Sheila Foster (1978-82)
- 2230 Shannon Johnson (1992-96)
- 1982 Brantley Southers (1981-86)
- 1939 Jocelyn Penn (1998-03)
- 1791 Schonna Banner (1986-90)
- 1728 Martha Parker (1985-89)
- 1714 Karen Middleton (1987-91)
- 1620 Evelyn Johnson (1979-83)
- 1585 Marsha Williams (1989-93)
- 1511 Sharon Gilmore (1982-86)

Scoring Average (Min. 50 GP)

- 21.3 Beth Hunt (1988-90)
- 20.5 Katrina Anderson (1977-79)
- 20.5 Shannon Johnson (1992-96)
- 17.8 Denise Nanney (1974-77)
- 16.9 Sheila Foster (1978-82)
- 16.6 Jocelyn Penn (1998-03)
- 16.5 Brantley Southers (1981-86)
- 16.1 Charlene DuBose (1974-76)
- 14.3 Schonna Banner (1986-90)
- 14.3 Evelyn Johnson (1979-83)

Field Goals Made

- 924 Sheila Foster (1978-82)
- 859 Brantley Southers (1981-86)
- 775 Schonna Banner (1986-90)
- 772 Shannon Johnson (1992-96)
- 757 Jocelyn Penn (1998-03)
- 674 Evelyn Johnson (1979-83)
- 646 Sharon Gilmore (1982-86)
- 638 Karen Middleton (1987-91)
- 633 Marsha Williams (1989-93)
- 626 Martha Parker (1985-89)

Field Goals Attempts

- 1768 Brantley Southers (1981-86)
- 1759 Shannon Johnson (1992-96)
- 1712 Sheila Foster (1978-82)
- 1426 Schonna Banner (1986-90)
- 1417 Karen Middleton (1987-91)
- 1390 Evelyn Johnson (1979-83)
- 1389 Marsha Williams (1989-93)
- 1359 Denise Nanney (1974-77)
- 1277 Jocelyn Penn (1998-03)
- 1269 Shaunzinski Gortman (1998-02)

Field Goal Percentage (Min. 300 FGA)


- .593 (757-1277) Jocelyn Penn (1998-03)
- .577 (558-967) Beth Hunt (1988-90)
- .543 (775-1426) Schonna Banner (1986-90)
- .543 (589-1084) Katrina Anderson (1977-79)
- .540 (924-1712) Sheila Foster (1978-82)
- .540 (312-578) Demetress Adams (2005-09)
- .538 (207-385) Teresa Geter (2000-02)
- .535 (389-727) Demetress Adams (2005-09)
- .532 (626-1177) Martha Parker (1985-89)
- .522 (646-1238) Sharon Gilmore (1982-86)

3-Point Field Goals Made (Since 1987-88)

- 317 Karen Middleton (1987-91)
- 239 Christi Timmons (1991-95)
- 238 Kelly Morrone (1999-04)
- 208 Shannon Johnson (1992-96)
- 159 Heather Godfrey (1994-98)
- 152 Nicki Bass (1990-94)
- 119 Stacy Booker (2003-07)
- 114 Nikki Miars (1995-99)
- 111 Shaun Gortman (1998-02)
- 104 Jenny Randall (1991-95)

3-Point Field Goal Attempts (Since 1987-88)

- 794 Christi Timmons (1991-95)
- 712 Karen Middleton (1987-91)
- 650 Kelly Morrone (1999-04)
- 545 Shannon Johnson (1992-96)
- 480 Heather Godfrey (1994-98)
- 470 Nicki Bass (1990-94)
- 418 Stacy Booker (2003-07)
- 365 Nikki Miars (1995-99)
- 359 Lisa Williams (1995-99)
- 338 Shaun Gortman (1998-02)



Beth Hunt (1988-90) started every game of her two seasons for the Gamecocks and etched her name in the program record book with 21.3 points per game.

Gamecock Basketball

3-Point Field Goal Percentage (Min. 160 3FGA)

1. .445 (317-712) Karen Middleton (1987-91)
2. .382 (208-545) Shannon Johnson (1992-96)
3. .366 (238-650) Kelly Morrone (1999-04)
4. .337 (92-273) Tatyana Troina (2000-02)
5. .331 (159-480) Heather Godfrey (1994-98)
6. .330 (97-294) Cristina Ciocan (2000-04)
7. .328 (111-338) Shaunzinski Gortman (1998-02)
8. .328 (60-183) Brionna Dickerson (2005-09)
9. .326 (104-319) Jenny Randall (1991-95)
10. .323 (152-470) Nicki Bass (1990-94)

Free Throws Made

1. 478 Shannon Johnson (1992-96)
2. 473 Martha Parker (1985-89)
3. 418 Sheila Foster (1978-82)
4. 411 Jocelyn Penn (1998-03)
5. 357 Nikki Miars (1995-99)
6. 333 Annie Lester (1996-00)
7. 319 Marsha Williams (1989-93)
8. 276 Katrina Anderson (1977-79)
9. 272 Evelyn Johnson (1979-83)
10. 264 Brantley Southers (1981-86)

Field Throw Attempts

1. 679 Shannon Johnson (1992-96)
2. 641 Martha Parker (1985-89)
3. 624 Sheila Foster (1978-82)
4. 604 Jocelyn Penn (1998-03)
5. 513 Marsha Williams (1989-93)
6. 474 Nikki Miars (1995-99)
7. 455 Annie Lester (1996-00)
8. 437 Katrina Anderson (1977-79)
9. 395 Evelyn Johnson (1979-83)
10. 384 Sharon Gilmore (1982-86)

Free Throw Percentage (Min. 160 FTA)

1. .802 (264-329) Brantley Southers (1981-86)
2. .777 (143-184) Teresa Geter (2000-02)
3. .762 (138-181) Jenny Randall (1991-95)
4. .754 (211-280) Mindy Ballou (1982-86)
5. .753 (357-474) Nikki Miars (1995-99)
6. .749 (143-191) Lisa Diaz (1986-90)
7. .747 (121-162) Karen Middleton (1987-91)
8. .738 (473-641) Martha Parker (1985-89)
9. .736 (240-326) Lori Joyner (1988-93)
10. .732 (333-455) Annie Lester (1996-00)

Rebounds

1. 1427 Sheila Foster (1978-82)
2. 1026 Marsha Williams (1989-93)
3. 901 Schonna Banner (1986-90)
4. 882 Sharon Gilmore (1982-86)
5. 877 Denise Nanney (1974-77)
6. 862 Brantley Southers (1981-86)
7. 805 Katrina Anderson (1977-79)
8. 802 Jocelyn Penn (1998-03)
9. 785 Annie Lester (1996-00)
10. 754 Jean Walling (1977-80)

Rebounding Average (Min. 50 GP)


1. 11.3 Katrina Anderson (1977-79)
2. 11.2 Denise Nanney (1974-77)
3. 10.6 Sheila Foster (1978-82)
4. 9.7 Beth Hunt (1988-90)
5. 8.8 Marsha Williams (1989-93)
6. 8.0 Sharon Gilmore (1982-86)
7. 7.9 Cynthia Jacobs (1978-80)
8. 7.2 Schonna Banner (1986-90)
9. 7.2 Brantley Southers (1981-86)
10. 7.2 Petra Ujhelyi (2000-03)

Offensive Rebounds (Since 1987-88)

1. 427 Marsha Williams (1989-93)
2. 348 Annie Lester (1996-00)
3. 345 Jocelyn Penn (1998-03)
4. 274 Demetress Adams (2005-09)
5. 254 Michelle Murray (1989-93)
6. 237 Melanie Johnson (2004-07)
7. 230 Schonna Banner (1986-90)
8. 228 Demetress Adams (2005-pres.)
9. 214 Beth Hunt (1988-90)
10. 210 Ilona Burgrova (2004-08)

Defensive Rebounds (Since 1987-88)

1. 599 Marsha Williams (1989-93)
2. 491 Iva Sliskovic (2003-07)
3. 489 Schonna banner (1986-90)
4. 462 Demetress Adams (2005-09)
5. 458 Jocelyn Penn (1998-03)
6. 453 Petra Ujhelyi (2000-03)
7. 437 Annie Lester (1996-00)
8. 406 Shaun Gortman (1998-02)
9. 399 Beth Hunt (1988-90)
10. 396 Shannon Johnson (1992-96)



Sheila Foster (1978-82) still holds the program record for career rebounds, nearly 20 years after her senior season.



Gamecock Basketball

Assists (Since 1976-77)

1. 615 Cristina Ciocan (2000-04)
2. 595 Mindy Ballou (1982-86)
3. 543 Martha Parker (1985-89)
4. 512 Sharon Rivers (1979-83)
5. 498 Lisa Diaz (1986-90)
6. 467 Shannon Johnson (1992-96)
7. 424 Sherry David (1987-91)
8. 409 Karen Middleton (1987-91)
9. 400 Marsi McAlister (1981-85)
10. 386 Nikki Miars (1995-99)

Blocked Shots (Since 1976-77)

1. 177 Lakesha Tolliver (2004-07)
2. 148 Michelle Murray (1989-93)
3. 140 Demetress Adams (2005-09)
4. 133 Ilona Burgrova (2004-08)
5. 116 Petra Ujhelyi (2000-03)
6. 114 Iva Sliskovic (2003-07)
7. 103 Schonna Banner (1986-90)
8. 101 Sharon Gilmore (1982-86)
9. 99 Melanie Johnson (2004-07)
- 99 Teresa Geter (2000-02)

Steals (Since 1976-77)

1. 359 Jocelyn Penn (1998-03)
2. 284 Martha Parker (1985-89)
3. 260 Shannon Johnson (1992-96)
4. 231 Rita Johnson (1977-81)
5. 227 Cristina Ciocan (2000-04)
6. 215 Annie Lester (1996-00)
7. 213 Lisa Williams (1995-99)
- 213 Monica Williams (1983-88)
9. 212 Shaunzinski Gortman (1998-02)
- 212 Sharon Rivers (1979-83)

Games Played

1. 134 Sheila Foster (1978-82)
2. 130 Rita Johnson (1977-81)
3. 128 Karen Middleton (1987-91)
4. 126 Lisa Diaz (1986-90)
- 126 Monica Williams (1983-88)
6. 125 Schonna Banner (1986-90)
7. 124 Martha Parker (1985-89)
8. 123 Ilona Burgrova (2004-08)
9. 122 Becky Parker (1979-83)
- 122 Sharon Rivers (1979-83)

Games Started (Since 1980-81)

1. 122 Martha Parker (1985-89)
2. 113 Schonna Banner (1986-90)
3. 108 Shannon Johnson (1992-96)
4. 105 Sharon Gilmore (1982-86)
5. 104 Cristina Ciocan (2000-04)
6. 103 Brantley Southers (1981-86)
7. 101 Lauren Simms (2003-07)
8. 100 Shaunzinski Gortman (1998-02)
- 100 Nikki Miars (1995-99)
10. 96 Annie Lester (1996-00)



Cristina Ciocan (2000-04) turned in two of the program's top-five single-season assist totals to surge into record-holder status with 615 career helpers.

Minutes Played (Since 1980-81)

1. 4456 Martha Parker (1985-89)
2. 4013 Karen Middleton (1987-91)
3. 3886 Brantley Southers (1981-86)
4. 3802 Schonna Banner (1986-90)
5. 3711 Nikki Miars (1995-99)
6. 3495 Shannon Johnson (1992-96)
7. 3485 Jocelyn Penn (1998-03)
8. 3468 Lisa Diaz (1986-90)
9. 3339 Cristina Ciocan (2000-04)
10. 3228 Monica Williams (1983-88)

Minutes Played Average (Min. 75 GP)

1. 35.9 Martha Parker (1985-89)
2. 34.4 Nikki Miars (1995-99)
3. 32.4 Brantley Southers (1981-86)
4. 32.1 Shannon Johnson (1992-96)
5. 31.4 Karen Middleton (1987-91)
6. 30.4 Schonna Banner (1986-90)
7. 30.0 Shaunzinski Gortman (1998-02)
8. 29.8 Jocelyn Penn (1998-03)
9. 29.3 Kelly Morrone (1999-2004)
10. 29.2 Sharon Gilmore (1982-86)



Gamecock Basketball

Individual Season Records

Points

1. 754 Katrina Anderson (1977-78)
2. 748 Beth Hunt (1989-90)
3. 716 Jocelyn Penn (2002-03)
4. 700 Katrina Anderson (1978-79)
5. 691 Shannon Johnson (1995-96)
6. 646 Shannon Johnson (1994-95)
7. 634 Shannon Johnson (1993-94)
8. 627 Sheila Foster (1981-82)
9. 615 Brantley Southers (1985-86)
10. 598 Marsha Williams (1991-92)

Scoring Average (Min. 20 GP)

1. 24.7 Shannon Johnson (1995-96)
2. 23.9 Jocelyn Penn (2002-03)
3. 23.9 Shannon Johnson (1994-95)
4. 23.5 Shannon Johnson (1993-94)
5. 22.7 Beth Hunt (1989-90)
6. 22.2 Katrina Anderson (1977-78)
7. 21.4 Marsha Williams (1991-92)
8. 20.5 Brantley Southers (1985-86)
9. 20.2 Sheila Foster (1981-82)
10. 19.7 Beth Hunt (1988-89)

Field Goals Made

1. 316 Beth Hunt (1989-90)
2. 306 Katrina Anderson (1977-78)
3. 283 Katrina Anderson (1978-79)
4. 282 Jocelyn Penn (2002-03)
5. 266 Brantley Southers (1985-86)
6. 252 Sheila Foster (1981-82)
7. 245 Sheila Foster (1979-80)
8. 242 Beth Hunt (1988-89)
9. 239 Brantley Southers (1983-84)
10. 238 Shannon Johnson (1995-96)

Field Goal Attempts

1. 573 Brantley Southers (1985-86)
2. 547 Beth Hunt (1989-90)
3. 544 Shannon Johnson (1995-96)
- 544 Katrina Anderson (1977-78)
5. 540 Katrina Anderson (1978-79)
6. 527 Denise Nanney (1976-77)
7. 509 Martha Suber (1974-75)
8. 508 Marsha Williams (1991-92)
9. 506 Shannon Johnson (1993-94)
10. 497 Shannon Johnson (1994-95)

Field Goal Percentage (Min. 150 FGA)

1. .628 (282-449) Jocelyn Penn (2002-03)
2. .621 (218-351) Jocelyn Penn (2001-02)
3. .595 (94-158) Demetress Adams (2005-06)
4. .595 (113-190) Teresa Geter (2000-01)
5. .583 (252-432) Sheila Foster (1981-82)
6. .580 (184-317) Sharon Gilmore (1982-83)
7. .578 (316-547) Beth Hunt (1989-90)
8. .576 (242-420) Beth Hunt (1988-89)
9. .571 (181-317) Schonna Banner (1989-90)
10. .563 (202-359) Martha Parker (1987-88)

3-Point Field Goals Made (Since 1987-88)

1. 115 Karen Middleton (1990-91)
2. 97 Jordan Jones (2007-08)
3. 84 Christi Timmons (1991-92)
4. 82 Valerie Nainima (2009-10)
- 82 Shannon Johnson (1995-96)
6. 81 Kelly Morrone (2003-04)
7. 79 Christi Timmons (1993-94)
8. 76 Karen Middleton (1989-90)
9. 75 Karen Middleton (1987-88)
10. 64 Shannon Johnson (1994-95)

3-Point Field Goal Attempts (Since 1987-88)

1. 265 Karen Middleton (1990-91)
2. 244 Christi Timmons (1993-94)
3. 243 Jordan Jones (2007-08)
4. 241 Christi Timmons (1991-92)
5. 229 Valerie Nainima (2009-10)
6. 202 Shannon Johnson (1995-96)
7. 199 Kelly Morrone (2003-04)
8. 198 Christi Timmons (1994-95)
9. 189 Kelly Morrone (2002-03)
10. 183 Nicki Bass (1993-94)

3-Point Field Goal Percentage (Min. 80 3FGA)

1. .469 (76-162) Karen Middleton (1989-90)
2. .455 (51-112) Karen Middleton (1988-89)
3. .434 (115-265) Karen Middleton (1990-91)
4. .434 (75-173) Karen Middleton (1987-88)
5. .407 (81-199) Kelly Morrone (2003-04)
6. .406 (82-202) Shannon Johnson (1995-96)
7. .406 (43-106) Heather Godfrey (1994-95)
8. .399 (97-243) Jordan Jones (2007-08)
9. .396 (44-111) Shannon Johnson (1993-94)
10. .386 (32-83) Nicki Bass (1990-91)

Free Throws Made

1. 157 Martha Parker (1987-88)
2. 154 Shannon Johnson (1994-95)
3. 142 Katrina Anderson (1977-78)
4. 138 Jocelyn Penn (2002-03)
5. 134 Katrina Anderson (1978-79)
6. 133 Shannon Johnson (1995-96)
7. 128 Shannon Johnson (1993-94)
8. 126 Marsha Williams (1991-92)
9. 124 Nikki Miars (1996-97)
10. 123 Sheila Foster (1981-82)

Free Throw Attempts

1. 242 Katrina Anderson (1977-78)
2. 231 Martha Parker (1987-88)
3. 227 Shannon Johnson (1994-95)
4. 200 Marsha Williams (1991-92)
5. 196 Nicki Bass (1991-92)
6. 195 Katrina Anderson (1978-79)
7. 194 Jocelyn Penn (2002-03)
8. 186 Shannon Johnson (1993-94)
9. 181 Sheila Foster (1980-81)
10. 179 Shannon Johnson (1995-96)



Gamecock Basketball

Free Throw Percentage (Min. 80 FTA)

- .856 (83-97) Brantley Southers (1985-86)
- .830 (73-88) Brantley Southers (1983-84)
- .816 (124-152) Nikki Miars (1996-97)
- .814 (79-97) Mindy Ballou (1985-86)
- .812 (69-85) Teresa Geter (2001-02)
- .804 (78-97) Rita Johnson (1980-81)
- .798 (79-99) Lisa Williams (1996-97)
- .793 (119-150) Martha Parker (1988-89)
- .777 (115-148) Annie Lester (1997-98)
- .770 (104-135) Lori Joyner (1992-93)

Rebounding

- 434 Katrina Anderson (1977-78)
- 381 Sheila Foster (1980-81)
- 379 Sheila Foster (1979-80)
- 371 Katrina Anderson (1978-79)
- 361 Denise Nanney (1974-75)
- 338 Sheila Foster (1981-82)
- 337 Beth Hunt (1989-90)
- 329 Sheila Foster (1978-79)
- 315 Marsha Williams (1991-92)
- 303 Marsha Williams (1990-91)

Rebounding Average (Min. 20 GP)

- 12.8 Katrina Anderson (1977-78)
- 12.7 Sheila Foster (1980-81)
- 12.1 Denise Nanney (1975-76)
- 12.0 Denise Nanney (1974-75)
- 11.3 Marsha Williams (1991-92)
- 10.9 Sheila Foster (1981-82)
- 10.7 Marsha Williams (1992-93)
- 10.5 Sheila Foster (1979-80)
- 10.2 Beth Hunt (1989-90)
- 10.0 Katrina Anderson (1978-79)

Offensive Rebounds (Since 1987-88)

- 133 Marsha Williams (1991-92)
- 126 Marsha Williams (1990-91)
- 108 Annie Lester (1997-98)
- 107 Beth Hunt (1988-89)
- 107 Beth Hunt (1989-90)
- 103 Marsha Williams (1992-93)
- 100 Annie Lester (1998-99)
- 100 Jocelyn Penn (2002-03)
- 98 Treka McMillian (1990-91)
- 94 Demetress Adams (2007-08)
- 94 Jocelyn Penn (2001-02)

Defensive Rebounds (Since 1987-88)

- 230 Beth Hunt (1989-90)
- 198 Petra Ujhelyi (2002-03)
- 186 Kelsey Bone (2009-10)
- 182 Marsha Williams (1991-92)
- 177 Marsha Williams (1990-91)
- 174 Schonna Banner (1989-90)
- 169 Beth Hunt (1988-89)
- 161 Schonna Banner (1987-88)
- 160 Martha Parker (1987-88)
- 154 Schonna Banner (1988-89)

Assists (Since 1976-77)

- 219 Mindy Ballou (1983-84)
- 207 Cristina Ciocan (2002-03)
- 190 Sharon Rivers (1981-82)
- 185 Cristina Ciocan (2001-02)
- 174 Lisa Diaz (1988-89)
- 174 Mindy Ballou (1985-86)
- 162 Martha Parker (1985-86)
- 162 Mindy Ballou (1984-85)
- 161 Sherry David (1989-90)
- 160 Sherry David (1990-91)

Blocked Shots (Since 1976-77)

- 60 Lakesha Tolliver (2006-07)
- 58 Teresa Geter (2000-01)
- 55 Demetress Adams (2007-08)
- 54 Melanie Johnson (2004-05)
- 53 Michelle Murray (1990-91)
- 49 Michelle Murray (1991-92)
- 48 Petra Ujhelyi (2002-03)
- 47 Lakesha Tolliver (2007-08)
- 45 Petra Ujhelyi (2001-02)
- 43 Michelle Murray (1992-93)

Steals (Since 1976-77)

- 126 Katrina Anderson (1978-79)
- 112 Jocelyn Penn (2002-03)
- 94 Jocelyn Penn (2001-02)
- 89 Rita Johnson (1979-80)
- 88 Rita Johnson (1980-81)
- 88 Sheila Foster (1979-80)
- 79 Jocelyn Penn (1998-99)
- 77 Martha Parker (1985-86)
- 76 Annie Lester (1997-98)
- 76 Martha Parker (1986-87)

Games Started (Since 1980-81)

- 34 Katrina Anderson (1977-78)
- 33 Schonna Banner (1989-90)
- 33 Lisa Diaz (1989-90)
- 33 Beth Hunt (1989-90)
- 33 Karen Middleton (1989-90)
- 33 Martha Parker (1987-88)
- 32 Demetress Adams (2007-08)
- 32 Sherry David (1989-90)
- 31 Nine Players

Minutes Played Average (Min. 20 GP)

- 38.3 Nikki Miars (1997-98)
- 37.9 Sheila Foster (1981-82)
- 37.5 Sheila Foster (1980-81)
- 37.4 Martha Parker (1986-87)
- 37.3 Martha Parker (1985-86)
- 37.2 Mindy Ballou (1985-86)
- 36.6 Karen Middleton (1990-91)
- 36.3 Jocelyn Penn (2002-03)
- 36.0 Shannon Johnson (1994-95)
- 35.9 Nikki Miars (1998-99)



Gamecock Basketball

Individual Game Records

Points

1. 51 Jocelyn Penn vs. Stetson, 1/4/03
2. 50 Jocelyn Penn vs. Wofford, 12/4/02
- 50 Shannon Johnson at Appalachian State, 1/31/96
4. 45 Jocelyn Penn vs. College of Charleston, 11/24/02
5. 44 Shannon Johnson vs. Appalachian State, 2/7/95
6. 42 Shannon Johnson vs. East Tennessee St., 1/26/94
7. 41 Katrina Anderson vs. Florida State, 2/11/78
8. 40 Sharon Gilmore at Florida International, 2/27/83
9. 39 Shannon Johnson vs. Arizona State, 12/20/95
- 39 Denise Nanney vs. Francis Marion, 1/28/76

Field Goals Made

1. 22 Jocelyn Penn vs. Wofford, 12/4/02
2. 19 Jocelyn Penn vs. Stetson, 1/4/03
- 19 Shannon Johnson at Appalachian State, 1/31/96
- 19 Denise Nanney vs. Francis Marion, 1/28/76
5. 18 Jocelyn Penn vs. College of Charleston, 11/24/02
6. 17 Shannon Johnson vs. East Tennessee St., 1/26/94
- 17 Beth Hunt vs. Southern Miss, 3/10/90
- 17 Beth Hunt vs. Virginia Tech, 2/5/90
- 17 Katrina Anderson vs. Winthrop, 2/11/78
10. 16 Beth Hunt vs. Southern Miss, 1/29/90
- 16 Schonna Banner vs. North Carolina, 12/12/87

Field Goal Attempts

1. 37 Shannon Johnson at Appalachian State, 1/31/96
2. 32 Beth Hunt vs. Southern Miss, 3/10/90
3. 30 Martha Suber vs. Anderson, 1/28/75
4. 31 Shannon Johnson vs. East Tennessee St., 1/26/94
5. 29 Jocelyn Penn vs. Stetson, 1/4/03
- 29 Shannon Johnson vs. Appalachian State, 12/4/93
7. 28 Jocelyn Penn vs. Wofford, 12/4/02
- 28 Shannon Johnson at Furman, 1/25/95
- 28 Shannon Johnson vs. LSU, 1/15/94
- 28 Marsha Williams vs. Kentucky, 12/3/91
- 28 Marsha Williams vs. Furman, 1/22/92
- 28 Beth Hunt at Northern Illinois, 12/3/89
- 28 Martha Suber vs. Voorhees, 2/2/76

Field Goal Percentage (Min. 10 FGA)

1. 1.000 (10-10) Brantley Southers vs. Auburn, 1/30/84
2. .930 (14-15) Sharon Gilmore vs. Marshall, 1/8/83
3. .917 (11-12) Jocelyn Penn at Vanderbilt, 1/16/03
- .917 (11-12) Jocelyn Penn vs. South Carolina St., 12/22/99
- .917 (11-12) Sharon Gilmore vs. NC State, 12/11/82
6. .909 (10-11) Teresa Geter at Alabama, 1/14/01
- .909 (10-11) Rita Johnson at. Notre Dame, 1/31/81
8. .900 (9-10) Lori Joyner at Cincinnati, 2/11/91
9. .850 (12-14) Beth Hunt at Florida State, 2/20/89
10. .846 (11-13) Brionna Dickerson vs. NC A&T, 3/21/08
- .846 (11-13) Beth Hunt vs. Florida State, 1/23/89

3-Point Field Goals Made (Since 1987-88)

1. 9 Jordan Jones vs. NC A&T, 3/21/08
- 9 Shannon Johnson vs. Arizona State, 12/20/95
3. 8 Kelly Morrone at Duke, 11/25/01
- 8 Karen Middleton at Tulane, 2/23/91
- 8 Karen Middleton vs. Auburn, 12/29/90
- 8 Karen Middleton vs. Memphis, 3/12/88
7. 7 Jordan Jones at NC State, 3/24/08
- 7 Kelly Morrone vs. Mississippi, 2/5/04
- 7 Cristina Ciocan at Charlotte, 12/14/03
- 7 Kelly Morrone vs. Mercer, 11/26/03
- 7 Sarah Burgess vs. Mississippi, 3/6/03
- 7 Tatyana Troina vs. Florida, 1/21/01
- 7 Heather Godfrey vs. UTEP, 11/28/97
- 7 Shannon Johnson vs. Appalachian St., 2/7/95
- 7 Christi Timmons vs. Florida, 2/20/94
- 7 Christi Timmons vs. Arkansas, 2/12/94
- 7 Karen Middleton vs. Memphis, 1/3/91
- 7 Karen Middleton vs. Memphis, 1/7/89
- 7 Karen Middleton vs. Tennessee, 1/20/88

3-Point Field Goal Attempts (Since 1987-88)

1. 20 Christi Timmons vs. Florida, 2/20/94
2. 17 Valerie Nainima vs. Boston University, 12/28/09
- 17 Jordan Jones vs. NC A&T, 3/21/08
4. 16 Karen Middleton at Auburn, 11/28/89
5. 15 Jordan Jones at Mississippi, 1/20/08
- 15 Christi Timmons vs. Fairleigh Dickinson, 12/31/94
- 15 Karen Middleton vs. Memphis, 3/12/88
8. 14 Angela Hunter vs. Seton Hall, 12/30/04
- 14 Kelly Morrone vs. Mercer, 11/26/03
- 14 Shannon Johnson vs. Arizona State, 12/20/95

3-Point Field Goal Percentage (Min. 5 3FGA)

1. 1.000 (5-5) Shannon Johnson vs. Miami, 11/28/93
- 1.000 (5-5) Nicki Bass at Georgia, 1/18/92
- 1.000 (5-5) Karen Middleton at Northwestern, 3/17/90
4. .889 (8-9) Kelly Morrone at Duke, 11/25/01
5. .833 (5-6) Jenny Randall vs. Rice, 2/13/95
- .833 (5-6) Jenny Randall vs. Campbell, 1/31/95
- .833 (5-6) Karen Middleton at Tulane, 2/3/90
8. .800 (4-5) Ebony Jones vs. Jackson State, 12/7/07
- .800 (4-5) Shannon Johnson vs. LSU, 1/15/94
10. .778 (7-9) Jordan Jones at NC State, 3/24/08

Free Throws Made

1. 18 Denise Nanney vs. James Madison, 3/7/75
2. 17 Joyce Gilbert vs. North Greenville, 2/2/77
3. 14 Annie Lester vs. Alabama, 2/17/00
- 14 Annie Lester vs. Mississippi, 1/31/98
5. 13 Jocelyn Penn vs. Wofford, 12/8/01
- 13 Shannon Johnson vs. Michigan, 12/1/94
- 13 Shannon Johnson vs. Kentucky, 3/4/94
- 13 Schonna Banner vs. Cincinnati, 1/9/87
- 13 Sheila Foster vs. Notre Dame, 2/20/82
10. 12 Jocelyn Penn vs. Stetson, 1/4/03
- 12 Jocelyn Penn vs. Wofford, 12/8/01
- 12 Nikki Miars vs. Clemson, 12/18/96
- 12 Nicki Bass vs. Memphis, 2/26/92



Gamecock Basketball

Free Throw Attempts

1. 24 Denise Nanney vs. James Madison, 3/7/75
2. 19 Annie Lester vs. Mississippi, 1/31/98
- 19 Beth Hunt vs. Florida State, 1/22/90
4. 18 Joyce Gilbert vs. North Greenville, 2/2/77
5. 17 Annie Lester vs. Alabama, 2/17/00
- 17 Shannon Johnson vs. Kentucky, 3/4/94
7. 16 Shannon Johnson vs. Florida, 2/18/95
- 16 Sheila Foster vs. Notre Dame, 2/20/82
- 16 Katrina Anderson vs. NC State, 12/20/77
10. 15 Jocelyn Penn vs. Stetson, 1/4/03
- 15 Shaunzinski Gortman at Duke, 11/25/01
- 15 Shannon Johnson at Wake Forest, 11/24/95
- 15 Martha Parker vs. Florida State, 2/22/88
- 15 Schonna Baanner vs. Cincinnati, 1/9/87

Free Throw Percentage (Min. 10 FTA)

1. 1.000 (10-10) Nikki Miars vs. Furman, 11/23/97
- 1.000 (10-10) Nikki Miars vs. Cornell, 12/30/96
- 1.000 (12-12) Nikki Miars vs. Clemson, 12/18/96
- 1.000 (10-10) Nicki Bass at Florida, 2/8/92
- 1.000 (12-12) Sharon Gilmore vs. Indiana, 12/29/83
- 1.000 (10-10) Rita Johnson at Clemson, 3/10/81
7. .923 (12-13) Jocelyn Penn vs. Wofford, 12/8/01
8. .929 (13-14) Shannon Johnson vs. Michigan, 12/1/94
9. .909 (10-11) Shannon Johnson vs. Mississippi, 1/28/96
10. .850 (11-13) Nikki Miars vs. LSU, 2/26/98

Rebounds

1. 26 Demetress Adams vs. Arkansas, 2/3/08
2. 24 Denise Nanney vs. Anderson, 1/28/75
3. 23 Denise Nanney vs. Davidson, 2/6/75
4. 22 Sheila Foster at Clemson, 3/10/81
- 22 Sheila Foster vs. UCLA, 1/5/81
- 22 Katrina Anderson vs. East Carolina, 3/11/78
- 22 Katrina Anderson vs. Claffin, 1/24/78
- 22 Denise Nanney vs. UNC-Greensboro, 2/14/75
9. 21 Marsha Williams at Furman, 1/20/93
- 21 Beth Hunt vs. Old Dominion, 1/20/90
- 21 Sheila Foster vs. Queens, 1/27/79
- 21 Katrina Anderson vs. Memphis, 3/10/78
- 21 Denise Nanney vs. Clemson, 1/10/76

Offensive Rebounds (Since 1987-88)

1. 12 Marsha Williams at Furman, 1/20/93
2. 11 Michelle Murray vs. Georgia Southern, 2/3/92
3. 10 Jocelyn Penn vs. Stetson, 1/4/03
- 10 Annie Lester vs. Mississippi, 1/31/98
- 10 Beth Hunt vs. Virginia Tech, 2/5/90
- 10 Beth Hunt vs. South Carolina State, 12/14/88
- 10 Laura Glass vs. UNC Asheville, 2/24/86
8. 9 Demetress Adams vs. Arkansas, 2/3/08
- 9 Kellindra Zackery vs. NC A&T, 11/17/06
10. 8 Kelsey Bone at Auburn, 2/4/10
- 8 Petra Ujhelyi vs. Arkansas, 2/16/03
- 8 Tatyana Troina vs. La.-Lafayette, 11/18/01
- 8 Jocelyn Penn vs. Coastal Carolina, 12/19/99

Defensive Rebounds (Since 1987-88)

1. 17 Demetress Adams vs. Arkansas, 2/3/08
2. 15 Beth Hunt vs. Old Dominion, 1/20/90
- 15 Sheila Foster vs. Kentucky, 3/18/82
4. 14 Kesley Bone vs. Boston University, 12/28/09
5. 13 Petra Ujhelyi vs. Wofford, 12/4/02
- 13 Beth Hunt vs. Southern Miss, 1/29/90
7. 12 Kelsey Bone vs. Wake Forest, 12/17/09
- 12 Beth Hunt vs. Southern Miss, 3/10/90
- 12 Beth Hunt vs. Northern Illinois, 12/03/89
- 12 Schonna Banner at Appalachian State, 12/3/88
- 12 Petra Ujhelyi at Alabama, 2/9/03
- 12 Petra Ujhelyi vs. South Carolina State, 12/31/02

Assists (Since 1976-77)

1. 18 Cristina Ciocan vs. Florida A&M, 11/29/03
2. 14 Cristina Ciocan vs. Vanderbilt, 1/3/02
- 14 Mindy Ballou vs. Clemson, 2/3/86
- 14 Martha Parker vs. Charlotte, 1/18/86
- 14 Mindy Ballou vs. Cincinnati, 2/12/84
- 14 Cheryl Autry vs. Clemson, 3/7/79
7. 13 Cristina Ciocan vs. Southern Utah, 12/5/03
- 13 Cristina Ciocan at Clemson, 11/21/03
- 13 Cristina Ciocan vs. La.-Lafayette, 12/18/02
- 13 Martha Parker vs. Old Dominion, 2/12/86
- 13 Sharon Rivers vs. Memphis State, 2/10/82

Blocked Shots (Since 1976-77)

1. 7 Lakesha Tolliver vs. UNC Wilmington, 12/01/07
2. 6 Teresa Geter at Alabama, 1/14/01
- 6 Michelle Murray vs. College of Charleston, 12/1/92
- 6 Michelle Murray vs. East Tennessee State, 12/28/91
- 6 Michelle Murray vs. Memphis, 1/3/91
6. 5 Demetress Adams vs. UNC Asheville, 1/03/08
- 5 Lakesha Tolliver vs. Charleston Southern, 12/04/07
- 5 20 other times

Steals (Since 1976-77)

1. 11 Jocelyn Penn vs. South Carolina State, 12/22/98
2. 9 Cristina Ciocan vs. Middle Tennessee, 12/16/02
- 9 Jocelyn Penn vs. Georgia, 2/7/02
- 9 Jocelyn Penn vs. Coastal Carolina, 12/19/99
- 9 Christi Timmons vs. Michigan, 12/1/94
- 9 Pam Adams at Georgia Southern, 12/3/77
7. 8 Lauren Simms vs. Tennessee, 1/15/04
- 8 Joceyln Penn vs. Kentucky, 2/27/03
- 8 Cristina Ciocan at Mississippi State, 1/06/02
- 8 Shannon Johnson vs. Georgia Southern, 12/06/93
- 8 Rita Johnson vs. SMU, 12/8/80
- 8 Rita Johnson at Kentucky, 1/10/79
- 8 Sharon Rivers vs. George State, 2/17/82



Gamecock Basketball

Team Season Records

Most Games Played

1.	37	1978-79 (27-10)
2.	36	1979-80 (30-6)
3.	34	1977-78 (24-10)
	34	1987-88 (23-11)
5.	33	2006-07 (18-15)
	33	1989-90 (24-9)
7.	32	2007-08 (16-16)
	32	2001-02 (25-7)
9.	31	2002-03 (23-8)
	31	1990-91 (22-9)

Most Games Won

1.	30	1979-80 (30-6)
2.	27	1978-79 (27-10)
3.	25	2001-02 (25-7)
4.	24	1989-90 (24-9)
5.	24	1977-78 (24-10)
6.	23	2002-03 (23-8)
	23	1988-89 (23-7)
	23	1987-88 (23-11)
	23	1981-82 (23-8)
10.	22	1990-91 (22-9)

Highest Win Percentage

1.	.833	1979-80 (30-6)
2.	.781	2001-02 (25-7)
3.	.767	1988-89 (23-7)
4.	.742	2002-03 (23-8)
	.742	1981-82 (23-8)
6.	.730	1978-79 (27-10)
7.	.727	1989-90 (24-9)
8.	.706	1977-78 (24-10)
9.	.676	1987-88 (23-11)
10.	.643	1984-85 (18-10)

Longest Winning Streak

1.	13	1985-86
2.	12	2001-02
	12	1979-80
4.	10	1981-82
5.	9	1988-89
	9	1990-91
7.	8	2002-03
	8	2003-04
9.	7	2005-06
	7	1989-90

Most Consecutive Losses

1.	9	2004-05
2.	8	2003-04 thru 2004-05
	8	2003-04
4.	7	1975-76
	7	1998-99
6.	6	2007-08
7.	5	2008-09
	5	1998-99
	5	1996-97
	5	1985-86
	5	1976-77

Most Points Scored

1.	2,953	1978-79 (37 gms)
2.	2,754	1979-80 (36 gms)
3.	2,476	1989-90 (33 gms)
4.	2,460	1987-88 (34 gms)
5.	2,407	1988-89 (30 gms)
6.	2,351	1980-81 (30 gms)
7.	2,341	1981-82 (31 gms)
8.	2,335	2001-02 (32 gms)
9.	2,294	2002-03 (31 gms)
10.	2,273	1983-84 (30 gms)

Most Points Allowed

1.	2,288	1978-79 (37 gms)
2.	2,283	1987-88 (34 gms)
3.	2,210	1979-80 (36 gms)
4.	2,127	1983-84 (30 gms)
5.	2,089	1989-90 (33 gms)
6.	2,061	1981-82 (31 gms)
7.	2,051	1994-95 (27 gms)
8.	2,027	1997-98 (28 gms)
9.	2,023	1993-94 (27 gms)
10.	2,009	1982-83 (28 gms)

Highest Scoring Average

1.	80.2	1988-89 (30 gms)
2.	79.8	1978-79 (37 gms)
3.	79.4	1993-94 (27 gms)
4.	75.8	1983-84 (30 gms)
5.	75.0	1989-90 (33 gms)
6.	74.9	1977-78 (34 gms)
7.	74.1	1998-99 (27 gms)
8.	74.0	2002-03 (31 gms)
9.	73.4	1982-83 (28 gms)
10.	73.1	1985-86 (30 gms)

Scoring Margin

1.	18.0	1978-79 (37 gms)
2.	15.1	1979-80 (36 gms)
3.	14.7	2002-03 (31 gms)
4.	13.9	1988-89 (30 gms)
5.	12.2	2005-06 (29 gms)
6.	11.7	1989-90 (33 gms)
7.	11.1	2001-02 (32 gms)
8.	9.4	1977-78 (34 gms)
9.	9.2	2006-07 (33 gms)
10.	9.0	1981-82 (31 gms)

Highest Opp. Scoring Avg.

1.	76.0	1994-95 (27 gms)
2.	74.9	1993-94 (27 gms)
3.	72.9	1998-99 (27 gms)
4.	72.4	1997-98 (28 gms)
5.	71.8	1982-83 (28 gms)
6.	70.9	1983-84 (30 gms)
7.	69.7	2003-04 (28 gms)
8.	68.1	1996-97 (27 gms)
9.	68.0	2000-01 (28 gms)
10.	67.1	1987-88 (34 gms)

Lowest Opp. Scoring Avg.

1.	56.8	2005-06 (29 gms)
2.	58.1	2004-05 (29 gms)
3.	59.3	2002-03 (31 gms)
4.	59.5	2006-07 (33 gms)
5.	60.6	1991-92 (28 gms)
6.	60.8	1986-87 (30 gms)
7.	61.4	1979-80 (36 gms)
8.	61.9	2001-02 (32 gms)
9.	62.0	2004-05 (29 gms)
10.	62.1	1992-93 (27 gms)

Field Goals Made

1.	1,234	1978-79 (37 gms)
2.	1,141	1979-80 (36 gms)
3.	1,014	1989-90 (33 gms)
4.	981	1987-88 (34 gms)
5.	977	1980-81 (30 gms)
6.	976	1988-89 (30 gms)
7.	974	1981-82 (31 gms)
8.	940	1983-84 (30 gms)
9.	911	1974-75 (30 gms)
10.	908	1985-86 (30 gms)

Field Goal Attempts

1.	2,524	1978-79 (37 gms)
2.	2,458	1979-80 (36 gms)
3.	2,136	2006-07 (33 gms)
4.	2,131	1974-75 (30 gms)
5.	2,090	1989-90 (34 gms)
6.	2,036	1989-90 (33 gms)
7.	2,025	1980-81 (30 gms)
8.	2,011	1976-77 (26 gms)
9.	1,987	2001-02 (28 gms)
10.	1,986	1981-82 (31 gms)

Field Goal Percentage

1.	.527	1988-89 (976-1852)
2.	.498	1989-90 (1014-2036)
3.	.490	1981-82 (974-1986)
4.	.489	1978-79 (1234-2524)
5.	.482	1980-81 (977-2025)
6.	.479	1983-84 (940-1964)
7.	.473	1982-83 (851-1799)
8.	.469	1987-88 (981-2090)
9.	.468	1985-86 (908-1942)
10.	.467	1984-85 (847-1815)

3-Point Field Goals Made

1.	248	1993-94 (27 gms)
2.	218	1994-95 (28 gms)
3.	206	1995-96 (28 gms)
4.	202	2003-04 (28 gms)
5.	189	2002-03 (31 gms)
	189	1990-91 (31 gms)
7.	174	2001-02 (32 gms)
8.	162	2007-08 (32 gms)
9.	149	1991-92 (28 gms)
10.	148	2001-02 (32 gms)

3-Point Field Goal Attempts

1.	744	1993-94 (27 gms)
2.	725	1994-95 (27 gms)
3.	601	1995-96 (28 gms)
4.	595	2002-03 (31 gms)
5.	591	2003-04 (28 gms)
6.	524	2001-02 (32 gms)
7.	503	2004-05 (29 gms)
8.	481	1990-91 (31 gms)
9.	464	2007-08 (32 gms)
10.	447	2000-01 (28 gms)

3-Point FG Percentage

1.	.446	1988-89 (54-121)
2.	.441	1989-90 (86-195)
3.	.395	1988-89 (90-228)
4.	.393	1990-91 (189-481)
5.	.349	2009-10 (130-372)
6.	.349	2007-08 (162-464)
7.	.343	1991-92 (149-434)
8.	.343	1995-96 (206-601)
9.	.342	2003-04 (202-591)
10.	.333	1993-94 (248-744)

Consecutive Gms w/ 3-Pt FG

1.	136	11/24/01 - 1/29/06
2.	85	2/27/93-11/23/96
3.	77	3/9/90-1/6/93
4.	68	2/3/08 - present
5.	58	1/6/98-1/20/00
6.	40	1/23/00 - 11/16/01
7.	30	2/4/07 - 1/27/08
8.	15	1/20/87-2/28/88
9.	14	2/24/97-1/2/98
10.	9	12/30/06 - 1/25/07

Free Throws Made

1.	485	1978-79 (37 gms)
2.	472	1979-80 (36 gms)
3.	461	1998-99 (27 gms)
4.	426	1980-81 (30 gms)
5.	411	1997-98 (28 gms)
6.	409	2006-07 (33 gms)
7.	408	1987-88 (28 gms)
8.	401	1988-89 (30 gms)
9.	396	1996-97 (27 gms)
10.	394	1981-82 (31 gms)

Free Throw Attempts

1.	748	1978-79 (37 gms)
2.	713	1979-80 (36 gms)
3.	666	1998-99 (27 gms)
4.	647	2006-07 (33 gms)
5.	630	1997-98 (28 gms)
6.	628	1987-88 (34 gms)
	628	1980-81 (30 gms)
8.	604	1992-93 (27 gms)
9.	598	1981-82 (31 gms)
10.	589	1996-97 (27 gms)



Gamecock Basketball

Free Throw Percentage

1.	.723	1988-89 (401-555)
2.	.704	1983-84 (393-558)
3.	.697	1985-86 (377-541)
4.	.692	1998-99 (461-666)
5.	.688	1980-81 (347-504)
6.	.682	1999-00 (391-573)
7.	.679	2000-01 (326-480)
8.	.678	1980-81 (426-628)
9.	.677	2008-09 (325-480)
10.	.677	2007-08 (392-579)

Rebounds

1.	1,740	1977-78 (34 gms)
2.	1,551	1979-80 (36 gms)
3.	1,510	1977-78 (34 gms)
4.	1,455	2006-07 (33 gms)
5.	1,332	1987-88 (34 gms)
6.	1,328	1989-90 (34 gms)
7.	1,304	1990-91 (31 gms)
8.	1,302	2007-08 (32 gms)
9.	1,267	2001-02 (32 gms)
10.	1,261	1981-82 (31 gms)

Offensive Rebounds

1.	592	2006-07 (33 gms)
2.	468	2001-02 (32 gms)
3.	465	1998-99 (27 gms)
4.	457	2002-03 (31 gms)
5.	447	2005-06 (29 gms)
6.	442	2007-08 (32 gms)
7.	431	2004-05 (29 gms)
8.	430	1990-91 (31 gms)
9.	427	2009-10 (29 gms)
10.	418	1999-00 (28 gms)

Defensive Rebounds

1.	863	2006-07 (33 gms)
2.	860	2007-08 (32 gms)
3.	826	1989-90 (34 gms)
4.	799	2001-02 (32 gms)
5.	774	2005-06 (29 gms)
6.	767	2002-03 (31 gms)
7.	761	1987-88 (34 gms)
8.	749	2004-05 (29 gms)
9.	729	1990-91 (31 gms)
10.	708	2000-01 (28 gms)

Rebounding Average

1.	44.4	1977-78 (34 gms)
2.	44.1	2006-07 (33 gms)
3.	43.1	1979-80 (36 gms)
4.	42.5	1996-97 (27 gms)
5.	42.1	2005-06 (29 gms)
	42.1	1990-91 (31 gms)
	42.1	1993-94 (27 gms)
8.	41.8	1995-96 (28 gms)
9.	41.5	1992-93 (27 gms)
10.	41.3	1974-75 (30 gms)

Highest Rebounding Margin

1.	8.5	2006-07 (33 gms)
2.	8.3	2005-06 (29 gms)
3.	7.0	1977-78 (34 gms)
4.	6.0	1979-80 (36 gms)
5.	6.0	1989-90 (34 gms)
6.	5.3	1990-91 (31 gms)
7.	5.2	2002-03 (31 gms)
8.	4.5	1999-00 (28 gms)
9.	4.3	2001-02 (32 gms)
10.	3.9	2007-08 (32 gms)

Assists

1.	633	1979-80 (36 gms)
2.	618	1988-89 (30 gms)
3.	586	2001-02 (32 gms)
4.	578	2002-03 (31 gms)
	578	1987-88 (34 gms)
6.	572	1989-90 (34 gms)
7.	567	1985-86 (30 gms)
8.	557	1983-84 (30 gms)
9.	508	1981-82 (31 gms)
10.	507	2006-07 (33 gms)

Steals

1.	496	1979-80 (36 gms)
2.	406	2001-02 (32 gms)
3.	392	2006-07 (33 gms)
4.	384	1998-99 (27 gms)
5.	366	2002-03 (31 gms)
6.	358	1981-82 (31 gms)
7.	357	1977-78 (34 gms)
8.	348	1980-81 (30 gms)
9.	324	1985-86 (30 gms)
10.	313	1999-00 (28 gms)

Blocked Shots

1.	199	2006-07 (33 gms)
2.	193	2005-06 (29 gms)
3.	176	2004-05 (29 gms)
4.	156	2007-08 (32 gms)
5.	115	2001-02 (32 gms)
6.	114	1981-82 (31 gms)
7.	113	2000-01 (28 gms)
8.	99	1991-92 (28 gms)
9.	94	1992-93 (27 gms)
10.	91	1990-91 (31 gms)
	91	1977-78 (34 gms)

Personal Fouls

1.	744	1979-80 (36 gms)
2.	644	1977-78 (34 gms)
3.	612	2006-07 (33 gms)
4.	609	1987-88 (34 gms)
5.	600	1998-99 (27 gms)
6.	599	1997-98 (28 gms)
7.	598	1983-84 (30 gms)
8.	588	2007-08 (32 gms)
9.	572	1993-94 (27 gms)
10.	562	1980-81 (30 gms)

Turnovers

1.	777	1977-78 (34 gms)
2.	666	2007-08 (32 gms)
3.	653	1979-80 (36 gms)
4.	630	1999-00 (28 gms)
5.	628	1981-82 (31 gms)
6.	608	2006-07 (33 gms)
7.	597	1996-97 (27 gms)
8.	594	2004-05 (29 gms)
9.	592	1991-92 (28 gms)
10.	589	2000-01 (28 gms)



Gamecock Basketball

Team Game Records

Most Points

- 137 vs. Wheeling College, 1/13/79
- 124 vs. Notre Dame, 1/31/81
- 119 vs. Columbia College, 1978-79
- 117 vs. North Carolina A&T, 11/17/06
117 vs. East Tennessee State, 12/19/00
- 115 vs. Florida State, 2/12/78
- 114 vs. Western Carolina, 1/13/94
- 113 vs. Georgia Southern, 12/9/78
- 112 vs. Cincinnati, 2/12/84
- 111 vs. Wofford, 11/17/98
111 vs. UNC Asheville, 2/24/86
111 vs. Furman, 1/29/77

Most Points, First Half

- 75 vs. Wheeling, 1/13/79
- 65 vs. East Tennessee State, 12/19/00
- 64 vs. Longwood, 2/21/06
- 63 vs. Georgia Southern, 12/9/78
- 59 vs. South Carolina State, 12/14/88
59 vs. College of Charleston, 2/11/78
- 58 vs. Texas Pan-American, 12/29/98
- 57 North Carolina A&T, 11/17/06
57 vs. Wofford, 12/4/02
57 at Western Carolina 1/13/94

Most Points, Second Half

- 78 at Notre Dame 1/31/81
- 68 vs. Wofford, 11/17/98
- 62 vs. Wheeling 1/13/79
62 vs. Claffin, 1/24/78
- 60 vs. North Carolina A&T, 11/17/06
60 at Fairleigh Dickinson 12/31/94
- 59 vs. LSU, 1/15/94
59 vs. Cincinnati, 2/12/84
- 58 vs. Furman, 11/16/01
58 vs. College of Charleston 1/3/94
58 vs. Auburn, 2/16/81
58 vs. Florida A&M, 2/4/81
58 vs. Queens 1/27/79

Fewest Points

- 33 at Vanderbilt, 1/5/97
- 35 vs. Georgia, 2/1/97
- 36 at Tennessee, 2/1/07
36 vs. LSU, 2/13/05
- 37 at LSU, 1/30/08
- 38 at Alabama, 2/9/97
38 at Auburn, 2/5/83
- 39 vs. Mississippi State, 3/5/09
39 at Connecticut, 12/17/08
- 40 vs. Clemson, 12/8/90

Fewest Points, First Half

- 9 vs. Georgia, 2/1/97
- 11 at Tennessee, 2/1/07
- 12 at Auburn,, 2/5/83
- 13 at Vanderbilt, 1/9/05
- 14 vs. Vanderbilt, 2/7/08
14 vs. Tennessee, 1/13/08
14 at Kentucky 2/22/97
14 at Memphis, 1/30/5
- 15 at Kentucky, 2/5/09
15 at Tennessee, 1/11/01

Fewest Points, Second Half

- 13 vs. Mississippi State, 3/5/09
- 15 at Maine, 11/30/91
- 16 vs. Clemson, 11/29/00
- 17 at LSU, 1/31/08
17 vs. LSU, 2/13/05
17 vs. Georgia 2/1/97
17 at Georgia State 12/19/91
- 18 vs. Notre Dame, 11/27/09
18 vs. Purdue, 11/26/05
18 vs. Vanderbilt, 2/29/04
18 at Mississippi State 1/15/86

Largest Combined Score

- 214 (112-102) vs. Cincinnati, 2/12/84
- 209 (93-116) vs. College of Charleston, 1/26/76
- 202 (103-99) vs. Clemson, 11/21/03
- 195 (109-86) vs. Fairleigh Dickinson, 12/31/94
195 (98-97) vs. UNLV, 2/28/88
- 190 (99-91) vs. Clemson, 2/06/82
- 189 (119-70) vs. Columbia College, 11/78
189 (91-98) at Valdosta State, 2/12/79
- 188 (91-97) at Georgia, 2/13/03
188 (117-71) vs. East Tennessee State, 12/19/00

Largest South Carolina Victory

- 103 (137-34) vs. Wheeling, 1/13/79
- 76 (124-48) vs. Notre Dame, 1/31/80
- 75 (111-36) vs. UNC Asheville, 2/24/86
- 64 (115-52) vs. Florida State, 2/12/78
- 62 (101-39) vs. Stetson, 1/4/03
62 (113-51) vs. Georgia Southern, 12/9/78
- 61 (87-26) vs. Bethune-Cookman, 12/21/05
- 60 (95-35) vs. Alabama, 1/14/07
60 (93-33) vs. Saint Francis, 11/9/07
60 (94-34) vs. Coastal Carolina, 12/18/01

Largest South Carolina Defeat

- 58 (39-97) at Connecticut, 12/17/07
- 54 (45-99) at Tennessee, 1/11/01
- 49 (38-87) at Alabama, 2/9/97
- 45 (43-88) at Vanderbilt, 1/9/05
- 43 (57-100) vs. Tennessee, 2/8/93
- 39 (60-99) vs. Anderson, 12/2/74
- 40 (54-94) at Louisiana Tech, 1/15/82
70 (58-98) vs. Vanderbilt, 3/2/95
- 37 (33-70) vs. Vanderbilt, 1/5/97
- 36 (36-72) at Tennessee, 2/1/07



Gamecock Basketball

Field Goals Made

- 60 vs. Wheeling, 1/13/79
- 55 at Notre Dame 1/31/81
- 53 vs. Georgia Southern, 12/9/78
- 47 vs. UNC Asheville 2/24/86
- 47 vs. College of Charleston, 2/11/78
- 46 vs. North Carolina A&T, 11/17/06
- 45 vs. East Tennessee State, 12/19/00
- 45 vs. South Carolina State, 12/4/84
- 44 vs. Texas-Pan American, 12/29/98
- 44 vs. Claffin, 1/24/78
- 44 vs. Furman, 1/29/77

Field Goal Attempts

- 105 vs. Georgia Southern, 12/9/78
- 102 vs. Lander, 1/20/75
- 99 vs. Claffin, 1/18/77
- 99 vs. Davidson, 2/6/75
- 98 vs. East Carolina, 2/18/77
- 98 vs. Furman, 1/29/77
- 96 vs. Wheeling College, 1/13/79
- 92 vs. Louisville, 1/17/80
- 90 vs. Claffin, 1/24/78
- 90 vs. UNC Greensboro, 2/14/75

Field Goal Percentage (Min. 40 FGA)

- .717 (33-46) vs. Georgia Southern, 12/19/87
- .671 (55-82) vs. Notre Dame, 1/31/81
- .652 (45-69) vs. East Tennessee State, 12/19/00
- .635 (26-41) vs. Cincinnati, 1/16/88
- .627 (37-59) vs. South Carolina State, 12/22/99
- .618 (34-55) vs. Hartford, 3/18/07
- .608 (31-51) vs. Jackson State, 12/7/07
- .596 (31-52) vs. Alabama, 1/10/10
- .593 (32-54) vs. Wisconsin-Milwaukee, 12/28/98
- .589 (43-73) vs. North Carolina A&T, 3/21/08

3-Point Field Goals Made (since 1987-88)

- 17 vs. Western Carolina, 1/13/94
- 14 at Charlotte, 12/14/03
- 14 vs. Florida, 1/21/01
- 14 vs. Rice, 2/13/95
- 13 vs. Coastal Carolina, 1/16/96
- 13 vs. Florida, 1/21/01
- 13 vs. East Tennessee State, 12/19/00
- 12 vs. North Carolina A&T, 3/21/08
- 11 vs. Clemson, 12/3/04
- 11 vs. Alabama, 2/12/04
- 11 at Auburn, 2/15/04
- 11 at Clemson, 11/21/03
- 11 vs. Mississippi, 3/6/03
- 11 at Mississippi, 3/2/03

3-Point Field Goal Attempts (since 1987-88)

- 46 vs. Florida, 2/20/94
- 43 vs. Alabama, 1/22/94
- 39 vs. Mississippi State, 2/5/04
- 33 vs. Wofford, 2/19/96
- 31 vs. Clemson, 12/3/04
- 31 vs. North Carolina, 12/20/03
- 30 at Mississippi, 2/04/01
- 29 vs. Florida, 1/30/03
- 29 at Wofford, 1/24/01
- 29 at Florida State, 1/22/90
- 25 vs. Florida, 1/23/00

3-Point Field Goal Percentage (Min. 5 3FGA)

- 1.000 (5-5) at Georgia Southern, 12/19/87
- 1.000 (5-5) at Northwestern, 3/17/90
- .750 (6-8) vs. VCU, 1/10/91
- .700 (7-10) vs. Jackson State, 12/07/07
- .700 (7-10) vs. Tennessee, 1/14/00
- .667 (8-12) vs. Alabama, 1/10/10
- .667 (8-12) vs. Charlotte, 12/21/08
- .667 (8-12) at NC State, 3/24/08
- .667 (14-21) at Charlotte, 12/14/03
- .667 (6-9) vs. Arkansas, 1/13/02

Free Throws Made

- 42 vs. Cincinnati, 2/12/84
- 33 vs. Wofford, 11/17/98
- 33 vs. Georgia 1/16/93
- 29 vs. Alabama, 1/14/07
- 28 vs. UCLA, 1/5/81
- 28 vs. Clemson, 2/3/86
- 28 at Michigan, 12/1/95
- 27 vs. LSU, 2/15/97
- 26 at Mississippi, 1/22/09
- 26 vs. Savannah State, 1/6/08
- 26 vs. Kentucky, 1/28/07
- 26 vs. Florida A&M, 2/4/81
- 26 vs. Arkansas, 1/18/97

Free Throw Attempts

- 54 vs. Cincinnati, 2/12/84
- 51 vs. Georgia, 2/16/93
- 49 vs. Arkansas 1/30/93
- 46 vs. Alabama, 1/14/07
- 45 vs. Alabama, 3/16/89
- 44 vs. Wofford, 11/17/98
- 40 vs. Kentucky, 1/28/07
- 39 vs. Clemson, 2/3/86
- 39 vs. Furman, 1/29/77
- 38 vs. North Greenville, 2/2/77

Free Throw Percentage (Min. 10 FTA)

- 1.000 (12-12) vs. Marshall, 3/7/88
- .971 (8-12) at Auburn, 2/21/02
- .957 (22-23) vs. Georgia State, 2/28/87
- .947 (18-19) vs. Southern Miss, 1/28/91
- .941 (16-17) at Clemson, 1/2/06
- .941 (16-17) at Vanderbilt, 3/2/00
- .938 (15-16) at Clemson 1/28/89
- .929 (13-14) vs. Auburn, 1/7/01
- .929 (13-14) vs. Arkansas, 1/2/01
- .923 (12-13) vs. Drake, 11/27/87
- .923 (12-13) vs. Kentucky, 12/1/84



Gamecock Basketball

Rebounds

- 82 vs. Claffin, 1/24/78
- 70 vs. UNC Asheville 2/24/86
- 67 vs. Georgia Southern, 12/1/90
- 66 vs. Marist, 12/18/96
- 64 vs. Florida, 1/21/81
- 62 vs. Florida A&M, 12/30/01
- 62 vs. High Point, 12/20/06
- 62 vs. Clemson, 11/20/06
- 61 vs. North Carolina, 12/20/01
- 61 at Charleston Southern, 12/6/91

Offensive Rebound (since 1987-88)

- 35 vs. Louisiana-Lafayette, 11/18/01
- 32 at Charleston Southern, 12/6/91
- 32 vs. Furman, 11/23/97
- 31 vs. Winthrop, 2/15/97
- 30 vs. Alabama, 1/14/07
- 29 vs. Savannah State, 12/19/05
- 29 vs. South Carolina State, 12/22/98
- 28 at Georgia Southern, 12/1/90
- 27 vs. Hofstra, 3/21/07
- 27 vs. Georgia, 12/11/90

Defensive Rebounds (since 1987-88)

- 42 vs. North Carolina, 12/20/01
- 42 vs. Memphis, 2/17/90
- 41 vs. Bethune-Cookman, 12/21/05
- 41 vs. Marist, 12/18/95
- 41 vs. Florida A&M, 12/30/1
- 41 vs. College of Charleston, 1/13/05
- 40 vs. High Point, 12/20/06
- 40 at Mississippi State, 1/3/96
- 40 vs. SC State, 2/19/02
- 39 at Memphis, 1/3/91
- 39 at Georgia Southern, 12/1/90

Assists (since 1976-77)

- 35 vs. UNC Asheville, 2/24/86
- 34 vs. Florida Atlantic, 12/15/99
- 34 vs. South Carolina State, 12/14/88
- 34 vs. Florida Atlantic, 12/15/99
- 33 vs. Wofford, 12/4/02
- 33 vs. Georgia Southern, 12/12/88
- 33 at Western Carolina, 1/13/94
- 32 vs. North Carolina A&T, 11/17/06
- 32 vs. East Tennessee State, 12/19/00
- 31 vs. USC Aiken, 2/24/79
- 31 vs. DePaul, 3/1/89

Personal Fouls

- 34 vs. Florida State, 1/25/88
- 33 vs. Alabama, 2/25/99
- 30 at Florida, 1/30/00
- 30 at Marshall, 1/15/84
- 30 at New Orleans, 1/8/86
- 29 vs. Clemson, 11/28/01
- 29 vs. Florida State, 2/22/88
- 29 vs. Cincinnati, 2/12/84
- 28 at Clemson, 1/24/83
- 27 at Ohio State, 1/8/81

Turnovers

- 35 vs. Georgia State, 2/28/87
- 34 at Tennessee, 2/1/07
- 34 at LSU, 2/27/00
- 32 at Wake Forest, 12/3/08
- 31 vs. Mississippi State, 1/10/99
- 31 vs. Nebraska, 12/4/92
- 31 vs. Wheeling College, 1/13/79
- 31 vs. College of Charleston, 12/15/78
- 30 vs. Tennessee, 1/13/08
- 30 at Washington, 11/14/05
- 30 at Charlotte, 12/28/00
- 30 at Ohio State, 1/9/79
- 30 vs. Memphis State, 1/10/83

Blocked Shots (since 1976-77)

- 13 vs. Western Carolina, 12/29/05
- 13 vs. Wofford, 2/24/97
- 12 at UNC Wilmington, 12/30/06
- 11 vs. Furman, 1/29/77
- 11 vs. Coll. of Charleston, 1/13/05
- 11 vs. Tennessee Tech, 12/21/81
- 10 vs. UNC Asheville, 1/30/08
- 10 at Clemson, 12/22/07
- 10 vs. Charleston Southern, 12/04/07
- 10 vs. UNC Wilmington, 12/01/07
- 10 vs. Mississippi State, 2/25/07
- 10 vs. LSU, 2/4/07
- 10 vs. Auburn, 1/7/01
- 10 vs. Ohio, 12/15/05
- 10 vs. Georgia Southern, 2/3/92

Steals (since 1976-77)

- 35 vs. Georgia Southern, 12/9/78
- 30 vs. South Carolina St., 12/22/98
- 28 vs. Coastal Carolina, 12/19/99
- 25 vs. Fordham, 12/3/06
- 25 vs. Georgia Southern, 12/12/88
- 25 at Winthrop, 2/11/78
- 24 vs. Coastal Carolina, 12/18/01
- 23 vs. Charleston Southern, 12/6/91
- 22 vs. Saint Francis, 11/09/07
- 20 vs. North Carolina A&T, 11/17/06
- 20 at Kentucky, 1/10/79



Gamecock Basketball

Opponent Individual Game Records

Points

- 46 by Cornelia Gayden, LSU, 1/14/95
- 44 by Karen Pelphrey, Marshall, 1/15/84

Field Goals Made

- 19 by Barbara Kennedy, Clemson, 2/6/82
- 17 by Karen Pelphrey, Marshall, 1/15/84
- 17 by Rachelle Bostic, Indiana, 12/29/83

Field Goal Attempts

- 41 by Pearl Moore, Francis Marion, 2/13/77
- 36 by Carmen Jones, Tulane, 3/8/90

3-Point Field Goals Made

- 8 by Jeni Garber, Virginia Tech, 2/16/91
- 7 by Brandi McCain, Florida, 1/21/01

3-Point Field Goal Attempts

- 17 by Shaundra Roberts, Kentucky, 1/24/96
- 15 by Jeni Garber, Virginia Tech, 2/16/91
- 15 by Brandi McCain, Florida, 1/21/01

Free Throws Made

- 14 by Lakeia Stokes, Clemson, 11/21/03
- 14 by Danielle Featherstone, Arkansas St., 12/29/94

Free Throw Attempts

- 22 by Murriel Page, Florida, 1/17/98
- 20 by Lakeia Stokes, Clemson, 11/21/03

Rebounds

- 24 by Tina Charles, Connecticut, 12/17/07
- 23 by Janet Harris, Georgia, 1/30/82

Offensive Rebounds

- 10 3x
- 9 5x, last, by Jennifer Humphrey, Kentucky, 2/9/06

Defensive Rebounds

- 17 by Jennifer Brzezinski, Michigan, 12/1/94
- 15 by Katrina McClain, Georgia, 1/2/87

Assists

- 16 Karla May, Marshall, 1/15/84
- 14 2x

Steals

- 10 3x, last time, by Cherelle George, Purdue, 11/26/05
- 9 3x

Blocked Shots

- 8 by Regina Street, Memphis State, 2/14/84
- 7 4x, last time, by Marita Payne, Auburn, 2/16/06

Turnovers

- 14 by Roberta Williams, S.C. State, 12/3/79
- 13 by Alexis Williams, Texas Pan-American, 12/29/98

Opponent Team Game Records

Most Points

- 116 College of Charleston, 1/26/76
- 103 at Clemson, 11/21/03
- 102 Cincinnati, 2/12/84
- 101 at Furman, 1/25/95
- 100 at Tennessee, 2/18/93

Most Points, First Half

- 56 Georgia, 2/08/01
- 54 at Tennessee, 1/11/01
- 53 Fairleigh Dickinson, 12/31/94
- 53 at Clemson, 11/21/03
- 51 Alabama, 2/27/98

Most Points, Second Half

- 68 Cincinnati, 2/12/84
- 59 at Vanderbilt, 3/2/95
- 58 at Tennessee, 1/23/03
- 57 UCLA, 1/5/81
- 56 at Kentucky, 2/2/83

Fewest Points

- 24 Georgia Southern, 2/3/92
- 26 Bethune-Cookman, 12/21/05
- 26 at Charleston Southern, 12/6/91
- 29 Florida A&M, 12/30/01
- 30 Winthrop, 1/1/07
- 30 Mercer, 11/24/06

Fewest Points, First Half

- 7 Bethune-Cookman, 12/21/05
- 8 Ohio, 11/28/08
- 8 Florida A&M, 12/30/01
- 9 at Charleston Southern, 12/6/91
- 10 Georgia Southern, 2/3/92

Fewest Points, Second Half

- 13 Savannah State, 12/19/05
- 14 Charleston Southern, 12/4/07
- 14 Oregon, 11/28/02
- 14 Georgia Southern, 2/3/92
- 14 Wheeling, 1/13/79

Field Goals Made

- 47 College of Charleston, 1/26/76
- 42 at Tennessee, 1/11/01
- 41 at Tennessee, 2/18/93
- 39 Vanderbilt, 2/26/95
- 39 at College of Charleston, 1/11/77

Field Goal Attempts

- 104 South Carolina State, 1/20/77
- 104 Federal City, 1/17/76
- 102 Voorhees, 2/28/77
- 101 Francis Marion, 1/28/76
- 100 at South Carolina State, 1/26/77



Gamecock Basketball

Highest FG Percentage

1. .636 (28-44) New Hampshire, 12/30/97
2. .617 (37-60) College of Charleston, 2/25/78
3. .609 (28-46) at Vanderbilt, 2/18/07
4. .604 (29-48) at Vanderbilt, 1/18/01
5. .597 (37-62) at Old Dominion, 2/13/80
.597 (37-62) at Valdosta State, 2/12/79

Lowest FG Percentage

1. .140 (8-57) Bethune-Cookman, 12/21/05
2. .141 (9-64) Georgia Southern, 2/3/92
3. .170 (8-47) Wheeling, 1/13/79
4. .193 (11-57) Florida A&M, 12/30/01
5. .217 (13-60) at Charlotte, 12/28/00

3-Point Field Goals Made

1. 13 Alabama, 2/27/98
2. 11 at Mississippi St., 1/21/07
11 La.-Lafayette, 11/25/06
11 at Vanderbilt, 1/9/05
11 at Clemson, 11/21/03
11 Kentucky, 1/8/94

3-Point Field Goal Attempts

1. 32 Wake Forest, 12/17/09
2. 29 at Auburn, 2/01/01
29 Alabama, 1/11/92
4. 28 Mississippi, 2/24/02
5. 26 at Clemson, 11/21/03

Highest 3-Pt. FG %age

1. 1.000 (5-5) LSU, 2/17/96
2. .800 (4-5) at Auburn, 2/16/06
3. .778 (7-9) Vanderbilt, 3/3/00
4. .714 (5-7) at Mississippi, 1/18/07
5. .667 (6-9) Kentucky, 2/21/99
.667 (6-9) at Mississippi, 1/23/93
.667 (6-9) Charleston Southern, 12/7/92
.667 (6-9) at Georgia, 2/3/88

Free Throws Made

1. 33 Arkansas State, 12/29/94
2. 32 Alabama, 2/25/99
3. 31 at Vanderbilt, 2/26/06
31 at Tennessee, 2/11/97
5. 29 at LSU, 2/17/02
29 Arkansas, 3/3/95
29 at Virginia, 12/21/85

Free Throw Attempts

1. 48 Alabama, 2/25/99
2. 42 Arkansas State, 12/29/94
3. 39 at Fla. Int'l, 11/25/07
39 at LSU, 2/17/02
39 at Florida, 1/30/00
39 at UNLV, 11/25/85

Free Throw Percentage

1. 1.000 (17-17) at Auburn, 11/28/89
2. .957 (22-23) Georgia State, 2/28/87
3. .950 (19-20) at Vanderbilt, 2/18/07
4. .947 (18-19) at Kentucky, 2/21/10
5. .941 (16-17) North Carolina, 3/11/78

Rebounds

1. 68 at Alabama, 1/22/95
2. 61 at Georgia, 1/29/94
61 at UNLV, 11/25/85
4. 60 Auburn, 11/28/87
60 South Carolina State, 1/20/77

Offensive Rebounds

1. 37 Auburn, 1/07/01
2. 32 Furman, 11/23/97
3. 28 Tennessee, 1/15/92
4. 27 at Memphis State, 1/24/87
5. 26 North Carolina, 1/4/89

Defensive Rebounds

1. 42 at Alabama, 1/22/95
2. 41 LSU, 2/14/98
41 Marist, 12/18/95
4. 39 at Stanford, 1/8/07
39 Alabama, 1/22/94

Assists

1. 33 at Old Dominion, 2/13/80
33 at Clemson, 1/24/83
3. 30 at Tennessee, 1/11/01
4. 28 at Kentucky, 2/2/83
5. 27 at Connecticut, 12/17/07
27 at Tennessee, 2/18/93
27 at Louisiana Tech, 1/15/83

Steals

1. 23 Memphis, 2/26/92
2. 19 at LSU, 1/12/06
19 at LSU, 2/27/00
19 NC State, 2/17/79
19 Georgia Southern, 12/9/78

Personal Fouls

1. 47 Tulane, 12/19/95
2. 37 Arkansas, 1/30/93
3. 36 Georgia, 1/16/93
4. 34 Clemson, 3/1/80
5. 32 at Georgia, 1/18/92

Blocked Shots

1. 13 Clemson, 11/25/97
2. 11 at Tennessee, 1/7/10
11 Arkansas, 2/8/07
11 LSU, 2/13/05
11 Vanderbilt, 1/8/96

Turnovers

1. 49 Georgia Southern, 12/9/78
2. 44 South Carolina State, 12/22/98
3. 42 SMU, 12/8/80
4. 39 Virginia Tech, 1/30/89
5. 38 Coastal Carolina, 12/19/99



Gamecock Basketball


Colonial Life Arena Individual Records

Points

1. 51 Jocelyn Penn vs. Stetson, 1/4/03
2. 50 Jocelyn Penn vs. Wofford, 12/4/02
3. 45 Jocelyn Penn vs. Coll. of Charleston, 11/24/02
4. 35 Jocelyn Penn, vs. Kentucky, 2/27/03
5. 31 Shameka Christon, Arkansas, 1/18/04
- 31 Kelly Morrone vs. Mercer, 11/26/03
- 31 Jordan Jones vs. NC A&T, 3/21/08
8. 29 DeWanna Bonner, Auburn, 1/8/09
- 29 Lauren Simms vs. Charlotte, 11/30/04
- 29 Jocelyn Penn vs. Arkansas, 2/16/03

Field Goals Made

1. 22 Jocelyn Penn vs. Wofford, 12/4/02
2. 19 Jocelyn Penn vs. Stetson, 1/4/03
3. 18 Jocelyn Penn vs. Coll. of Charleston, 11/24/02
4. 13 Shameka Christon, Arkansas, 1/18/04
- 13 Jocelyn Penn vs. Kentucky, 2/27/03
6. 12 Valerie Nainima vs. NC State, 12/13/09
- 12 Latoya Thomas, Mississippi State, 11/09/03
- 12 Jocelyn Penn vs. Alcorn State, 12/9/02
9. 11 Kelsey Bone vs. Kentucky, 1/14/10
- 11 Brionna Dickerson vs. NC A&T, 3/21/08
- 11 Jordan Jones vs. NC A&T, 3/21/08
- 11 Kellindra Zackery vs. NC A&T, 11/17/06
- 11 Carla Thomas, Vanderbilt, 1/11/07
- 11 Anna Petrakova, La.-Lafayette, 12/18/03
- 11 Seimore Augustus, LSU, 2/06/03
- 11 Jocelyn Penn vs. Ga. Southern, 12/03/02
- 11 Jocelyn Penn vs. La.-Lafayette, 12/18/02
- 11 Jocelyn Penn vs. Arkansas, 2/16/03



Jocelyn Penn has proven to be the most prolific scorer Colonial Life Arena has ever seen, notching four of the building's top-five scoring games.

Field Goal Attempts

1. 29 Jocelyn Penn vs. Stetson, 1/4/03
2. 28 Jocelyn Penn vs. Wofford, 12/4/02
3. 26 Jocelyn Penn vs. Coll. of Charleston, 11/24/02
4. 25 Valerie Nainima vs. NC State, 12/13/09
5. 24 Shameka Christon, Arkansas, 1/18/04
6. 23 Cristina Ciocan vs. Middle Tenn. St., 12/16/02
7. 23 Jordan Jones vs. NC A&T, 3/21/08
8. 21 Brionna Dickerson vs. Florida, 1/15/09
- 21 Sha Brooks, Florida, 1/15/09
- 21 Jocelyn Penn vs. Alcorn State, 12/29/02

Field Goal Percentage (Min. 5 FGM)

1. 1.000 (8-8) Marsha Dotson, Florida, 1/15/09
- 1.000 (8-8) Iva Sliskovic vs. Kentucky, 2/24/05
- 1.000 (7-7) Ashley Houts, Georgia, 2/25/10
- 1.000 (6-6) Iva Sliskovic vs. SC State, 12/23/06
- 1.000 (5-5) Lea Fabbri vs. Arkansas, 1/29/06
6. .889 (8-9) Armintie Price, Ole Miss, 2/5/04
7. .875 (7-8) Demetress Adams vs. Kentucky, 2/9/06
8. .857 (6-7) Liz Podominick, Minnesota, 12/13/05
- .857 (6-7) Petra Ujhelyi vs. C. of Charleston, 11/24/02
- .857 (6-7) Larissa Kulcsar vs. App. St., 11/24/03
- .857 (6-7) Amanda Frist, Clemson, 1/2/06

3-Point Field Goals Made (Since 1987-88)

1. 9 Jordan Jones vs. NC A&T, 3/21/08
2. 7 Kelly Morrone vs. Ole Miss, 2/5/04
- 7 Kelly Morrone vs. Mercer, 11/26/03
4. 6 Valerie Nainima vs. Auburn, 1/17/10
- 6 Jordan Jones vs. Alabama A&M, 12/19/07
6. 5 Valerie Nainima vs. Ole Miss, 1/28/10
- 5 Kelly Morrone vs. La.-Lafayette, 12/18/03
- 5 Tan White, Mississippi State, 1/9/03
- 5 Kelly Morrone vs. La.-Lafayette, 12/18/02
- 5 Kelly Morrone vs. Georgia Southern, 12/3/02

3-Point Field Goal Attempts

1. 17 Jordan Jones vs. NC A&T, 3/21/08
2. 14 Angela Hunter vs. Seton Hall, 12/30/04
- 14 Kelly Morrone vs. Mercer, 11/26/03
4. 13 Tan White, Mississippi State, 1/9/03
5. 12 Valerie Nainima vs. Tennessee, 1/31/10
- 12 C.J. Pace vs. Kentucky, 3/1/09
- 12 MaryLynne Schaefer, Hartford, 3/18/07
- 12 Onna Charles, Louisiana-Lafayette, 11/25/06
- 12 Michele DeVault, East Tenn. State, 11/12/06
- 12 Kelly Morrone vs. Ole Miss, 2/5/04
- 12 Kelly Morrone vs. Appalachian St., 11/24/03



Gamecock Basketball

Free Throws Made

1. 12 Jocelyn Penn vs. Stetson, 1/4/03
2. 11 DeWanna Bonner, Auburn, 1/8/09
- 11 Lashara Smith, Savannah State, 12/19/05
4. 9 Sha Brooks, Florida, 1/15/09
- 9 Jeanenne Colbert, La.-Lafayette, 11/25/06
- 9 Ta'Wuana Cook, NC A&T, 11/17/06
- 9 Iva Sliskovic vs. SC State, 12/17/05
- 9 KiKi Conyers, Appalachian State, 11/24/03
- 9 Jocelyn Penn vs. Coll. of Charleston, 11/24/02
10. 8 Nikitta Gartrell, NC State, 12/13/09
- 8 Demetress Adams vs. Charlotte, 12/21/08
- 8 La'Keisha Sutton vs. USC Upstate, 12/16/08

Free Throw Attempts

1. 15 DeWanna Bonner, Auburn, 1/8/09
- 15 Jocelyn Penn vs. Stetson, 1/4/03
- 15 Ta'Wuana Cook, NC A&T, 11/17/06
4. 14 La'Keisha Sutton vs. USC Upstate, 12/16/08
- 14 Jeanenne Colbert, La.-Lafayette, 11/25/06
- 14 Jocelyn Penn vs. Coll. of Charleston, 11/24/02
7. 13 Demetress Adams vs. Clemson, 11/20/06
- 13 Lashara Smith, Savannah State, 12/19/05
9. 12 Nikitta Gartrell, NC State, 12/13/09
- 12 Iva Sliskovic vs. SC State, 12/17/05
- 12 Nicole Newton, Georgia Southern, 11/29/05

Rebounds

1. 26 Demetress Adams vs. Arkansas, 2/03/08
2. 20 Sylvia Fowles, LSU, 2/4/07
3. 18 Jennifer Humphrey, Kentucky, 2/9/06
- 18 Melanie Johnson vs. Coastal Carolina, 12/29/04
5. 16 Kayla Pedersen, Stanford, 11/21/08
- 16 Courtney Paris, Oklahoma, 12/7/06
- 16 Evena Morency, South Carolina St., 12/22/04
8. 15 Iva Sliskovic vs. High Point, 12/20/06
- 15 Iva Sliskovic vs. Kentucky, 2/24/05
- 15 Melanie Johnson vs. C. of Charleston, 1/13/05
- 15 Jocelyn Penn vs. Florida, 1/30/03
- 15 Jocelyn Penn vs. Stetson, 1/4/03
- 15 Petra Ujhelyi vs. South Carolina St., 12/31/02
- 15 Petra Ujhelyi vs. Wofford, 12/4/02

Assists

1. 18 Cristina Ciocan vs. Florida A&M, 11/29/03
2. 13 Cristina Ciocan vs. La.-Lafayette, 12/18/02
3. 11 Lea Fabbri vs. North Carolina A&T, 11/17/06
- 11 Kelly Morrone vs. Wofford, 12/4/02
- 11 Cristina Ciocan vs. C. of Charleston, 11/24/02
6. 10 Lauren Simms vs. SC State, 12/23/06
- 10 Iva Sliskovic vs. High Point, 12/20/06
- 10 Britney Brown, Oklahoma, 12/7/06
- 10 Lea Fabbri vs. Clemson, 12/3/04
- 10 Cristina Ciocan vs. LSU, 2/6/03
- 10 Cristina Ciocan vs. Mississippi State, 1/9/03

Turnovers

1. 12 Laquita Ball, South Carolina State, 12/17/05
2. 11 Frances Fields, High Point, 12/5/08
- 11 Lashara Smith, Savannah State, 12/19/05
4. 10 Evena Morency, SC State, 12/22/04
5. 9 Erin Reynolds, High Point, 12/2/09
- 9 Ashley Lax, Davidson, 11/24/08
- 9 Ta'Wuana Cook, NC A&T, 11/17/06
- 9 Siarre Evans, East Tennessee State, 11/12/06
- 9 Cristina Ciocan vs. Georgia, 2/22/04
- 9 Cristina Ciocan vs. Tennessee, 1/15/04
- 9 Jo Jo Carter, Mercer, 11/26/03

Blocked Shots

1. 7 Lakesha Tolliver vs. UNC Wilmington, 12/01/07
2. 6 Tia Bell, NC State, 12/13/09
3. 5 KeKe Carrier, Auburn, 1/8/09
- 5 Demetress Adams vs. Auburn, 2/15/07
- 5 Ilona Burgrova vs. Florida, 1/25/07
- 5 Courtney Paris, Oklahoma, 12/7/06
- 5 Marita Payne, Auburn, 2/6/05
- 5 Melanie Johnson vs. C. of Charleston, 1/13/05
- 5 Melanie Johnson vs. Mississippi St., 1/6/05
- 5 Lakesha Tolliver vs. SC State, 12/22/04
- 5 Lakesha Tolliver vs. Charlotte, 11/30/04
- 5 Petra Ujhelyi vs. Georgia Southern, 12/3/02
- 5 Demetress Adams vs. UNC Ash., 1/03/08
- 5 Lakesha Tolliver vs. Charl. Shrn., 12/04/07

Steals

1. 10 Tiffany Lanier, Georgia Southern, 12/3/02
2. 9 Cristina Ciocan vs. Middle Tenn. St., 12/16/02
3. 8 Jocelyn Penn vs. Kentucky, 2/27/03
4. 7 Samone Kennedy vs. High Point, 11/22/09
- 7 Lele Hardy, Clemson, 11/19/08
- 7 Cristina Ciocan vs. Stetson, 1/4/03
- 7 Jocelyn Penn vs. Coll. of Charleston, 11/24/02
- 7 Jocelyn Penn vs. La.-Lafayette, 12/18/02
9. 6 Monica Laune vs. Davison, 11/24/08
- 6 Lakesha Tolliver vs. Saint Francis, 11/09/07



Demetress Adams' 26 rebounds against Arkansas were not just an Arena record but also tied an SEC record originally set 20 years prior.



Gamecock Basketball

Colonial Life Arena Team Records

Most Points

- 117 by South Carolina vs. NC A&T, 11/17/06
- 101 by South Carolina vs. Stetson, 1/4/03
- 102 by South Carolina vs. NC A&T, 3/21/08
- 99 by South Carolina vs. Longwood, 2/21/06
- 99 by South Carolina vs. Wofford, 12/4/02
- 99 by South Carolina vs. Mercer, 11/26/03
- 97 by South Carolina vs. Kentucky, 2/27/03
- 96 by South Carolina vs. Florida A&M, 11/29/03
- 96 by South Carolina vs. Alcorn State, 12/29/02
- 95 by South Carolina vs. Alabama, 1/14/07
- 95 by South Carolina vs. Western Carolina, 12/29/05

Fewest Points

- 26 by Charleston Southern, 12/04/07
- 26 by Bethune-Cookman, 12/21/05
- 30 by Winthrop, 1/1/07
- 30 by Mercer, 11/24/06
- 33 by Saint Francis, 11/09/07
- 35 by Alabama, 1/14/07
- 35 by High Point, 11/18/05
- 36 by South Carolina vs. LSU, 2/13/05
- 37 by Savannah State, 12/19/05
- 37 by College of Charleston, 1/13/05

Largest South Carolina Victory

- 62 (101-39) vs. Stetson, 1/4/03
- 61 (87-26) vs. Bethune-Cookman, 12/21/05
- 60 (93-33) vs. Saint Francis, 11/9/07
- 60 (95-35) vs. Alabama, 1/14/07
- 57 (94-37) vs. Savannah State, 12/19/05
- 54 (117-63) vs. North Carolina A&T, 11/17/06
- 53 (99-46) vs. Wofford, 12/4/02
- 51 (99-48) vs. Longwood, 2/21/06
- 47 (77-30) vs. Mercer, 11/24/06
- 47 (88-41) vs. Alabama A&M, 12/19/07

Largest South Carolina Defeat

- 31 vs. Stanford (47-78), 12/19/08
- 30 vs. LSU (36-66), 2/13/05
- 29 vs. Connecticut (48-77), 12/28/08
- 28 vs. Tennessee (58-86), 1/15/04
- 27 vs. Oklahoma (51-78), 12/7/06
- 27 vs. NC State (48-75), 12/16/04
- 23 vs. Georgia (50-73), 2/22/04
- 23 vs. Tennessee (71-48), 1/13/08
- 21 vs. Vanderbilt (41-62), 2/29/04
- 17 vs. Kentucky (53-70), 3/1/09

Most Field Goals Made

- 46 by South Carolina vs. NC A&T, 11/17/06
- 42 by South Carolina vs. Wofford, 12/4/02
- 43 by South Carolina vs. NC A&T, 3/21/08
- 41 by South Carolina vs. Longwood, 2/21/06
- 41 by South Carolina vs. Western Carolina, 12/29/05
- 39 by South Carolina vs. Stetson, 1/4/03
- 38 by South Carolina vs. Alcorn State, 12/29/02
- 38 by South Carolina vs. Florida A&M, 11/29/03
- 36 by South Carolina vs. High Point, 12/20/06
- 36 by South Carolina vs. UNC Asheville, 1/03/08
- 36 by South Carolina vs. Saint Francis, 11/09/07

Fewest Field Goals Made

- 8 by Bethune-Cookman, 12/21/05
- 10 by Charleston Southern, 12/04/07
- 10 by Savannah State, 12/19/05
- 11 by Winthrop, 1/1/07
- 11 by Mercer, 11/24/06
- 12 by Saint Francis, 11/09/07
- 12 by Alabama, 1/14/07
- 12 by South Carolina State, 12/17/05
- 12 by High Point, 11/18/05
- 13 by Fordham, 12/3/06
- 13 by Louisiana-Lafayette, 12/18/02

Highest Field Goal Percentage

- .618 (34-55) by South Carolina vs. Hartford, 3/18/07
- .608 (31-51) by South Carolina vs. Jackson St., 12/07/07
- .589 (43-73) by South Carolina vs. NC A&T, 3/21/08
- .585 (38-65) by South Carolina vs. Florida A&M, 11/29/03
- .585 (38-65) by South Carolina vs. Alcorn State, 12/29/02
- .583 (35-60) by South Carolina vs. Minnesota, 12/13/05
- .577 (30-52) by Oklahoma, 12/7/06
- .576 (34-59) by South Carolina vs. South Carolina State, 12/23/06
- .575 (42-73) by South Carolina vs. Wofford, 12/4/02
- .571 (32-56) by South Carolina vs. Mississippi St., 1/9/03

Lowest Field Goal Percentage

- .140 (8-57) by Bethune-Cookman, 12/21/05
- .167 (10-620) by Charleston Southern, 12/04/07
- .206 (13-63) by College of Charleston, 1/13/05
- .226 (12-53) by South Carolina State, 12/17/05
- .234 (11-47) by Mercer, 11/24/06
- .245 (12-49) by Saint Francis, 11/09/07
- .246 (16-65) by Hartford, 3/18/07
- .246 (16-65) by Mississippi State, 1/6/05
- .255 (13-51) by Louisiana-Lafayette, 12/18/02
- .256 (10-39) by Savannah State, 12/19/05

3-Point Field Goals Made

- 12 by South Carolina vs. NC A&T, 3/21/08
- 12 by South Carolina vs. Mississippi, 2/5/04
- 11 by Louisiana-Lafayette, 11/25/06
- 11 by South Carolina vs. Alabama, 2/12/04
- 11 by South Carolina vs. Clemson, 12/3/04
- 10 by Mississippi, 2/8/09
- 10 by Florida, 1/16/05
- 10 by Clemson, 12/3/04
- 10 by South Carolina vs. La.-Lafayette, 12/18/03
- 10 by South Carolina vs. Mercer, 11/26/03
- 10 by South Carolina vs. Ala. A&M, 12/19/07

3-Point Field Goal Attempts

- 39 by South Carolina vs. Ole Miss, 2/5/04
- 32 by Wake Forest, 12/17/09
- 31 by South Carolina vs. Clemson, 12/3/04
- 29 by South Carolina vs. Florida, 1/31/03
- 27 by Louisiana-Lafayette, 11/25/06
- 27 by Alabama, 2/12/04
- 26 by Clemson, 12/3/04
- 26 by South Carolina vs. Mercer, 11/26/03
- 25 by Birmingham Southern, 12/20/04
- 25 by South Carolina vs. Appalachian State, 11/24/03



Gamecock Basketball

Free Throws Made

1. 29 by South Carolina vs. Alabama, 1/14/07
2. 26 by South Carolina vs. Savannah St., 1/06/08
3. 26 by South Carolina vs. Kentucky, 1/28/07
4. 24 by South Carolina vs. Charlotte, 12/21/08
- 24 by North Carolina A&T, 11/17/06
- 24 by South Carolina vs. Clemson, 11/20/06
7. 23 by NC State, 12/13/09
- 23 by South Carolina vs. Auburn, 1/8/09
- 23 by South Carolina vs. NC A&T, 11/17/06
- 23 by South Carolina vs. Charlotte, 11/30/04

Free Throw Attempts

1. 46 by South Carolina vs. Alabama, 1/14/07
2. 40 by South Carolina vs. Kentucky, 1/28/07
3. 36 by North Carolina A&T, 11/17/06
4. 35 by South Carolina vs. Savannah St., 1/06/08
- 35 by South Carolina vs. Clemson, 11/20/06
- 35 by South Carolina vs. South Carolina State, 12/17/05
7. 34 by South Carolina vs. Penn State, 11/22/09
- 34 by Louisiana-Lafayette, 11/25/06
- 34 by South Carolina vs. Charlotte, 11/30/04
10. 32 by NC State, 12/13/09
- 32 by South Carolina vs. Mercer, 11/24/06

Rebounds

1. 62 by South Carolina vs. High Point, 12/20/06
- 62 by South Carolina vs. Clemson, 11/20/06
2. 59 by South Carolina vs. Bethune-Cookman, 12/21/05
3. 58 by South Carolina vs. Savannah St., 12/19/05
- 58 by South Carolina vs. High Point, 11/18/05
5. 56 by South Carolina vs. Arkansas, 2/03/08
6. 55 by Penn State, 11/22/09
- 55 by South Carolina vs. Alabama, 1/14/07
- 55 by South Carolina vs. La.-Lafayette, 11/25/06
- 55 by South Carolina vs. Coll. of Char., 1/13/05
10. 54 by South Carolina vs. Florida, 1/25/07

Assists

1. 33 by South Carolina vs. Wofford, 12/4/02
2. 32 by South Carolina vs. NCA&T, 11/17/06
3. 30 by South Carolina vs. Western Carolina, 12/29/05
- 30 by South Carolina vs. Florida A&M, 11/29/03
5. 29 by South Carolina vs. Mercer, 11/26/03
6. 26 by South Carolina vs. South Carolina State, 12/23/06
- 26 by South Carolina vs. South Carolina State, 12/31/02
- 26 by South Carolina vs. NC A&T, 3/21/08
8. 25 by South Carolina vs. Bethune-Cookman, 12/21/05
- 25 by South Carolina vs. Georgia Southern, 12/03/02

Turnovers

1. 35 by North Carolina A&T, 11/17/06
2. 34 by Alabama, 1/14/07
- 34 by Stetson, 1/4/03
4. 33 by Saint Francis, 11/19/07
- 33 by Savannah State, 12/19/05
6. 32 by Longwood, 2/21/06
- 32 by South Carolina State, 12/31/02
8. 31 by Davidson, 11/24/08
- 31 by South Carolina State, 12/17/05
10. 30 by South Carolina vs. Georgia Southern, 12/3/02
- 30 by South Carolina vs. Tennessee, 1/13/08

Blocked Shots

1. 13 by South Carolina vs. Western Carolina, 12/29/05
2. 11 by South Carolina vs. College of Charleston, 1/13/05
- 11 by South Carolina vs. Bethune-Cookman, 12/21/05
- 11 by South Carolina vs. High Point, 11/18/05
- 11 by South Carolina vs. College of Charleston, 1/13/05
5. 10 by South Carolina vs. UNC Asheville, 1/03/08
- 10 by South Carolina vs. Charleston Southern, 12/04/07
- 10 by South Carolina vs. UNC Wilmington, 12/01/07
- 10 by South Carolina vs. Mississippi St., 2/25/07
- 10 by South Carolina vs. LSU, 2/4/07
- 10 by South Carolina vs. Savannah St., 12/19/05
- 10 by South Carolina vs. Ohio, 12/15/05
- 10 by South Carolina vs. South Carolina State, 12/22/04
- 10 by South Carolina vs. Birmingham Southern, 12/20/04
- 10 by South Carolina vs. Florida A&M, 12/14/04
- 10 by South Carolina vs. Jacksonville, 11/27/04

Steals

1. 25 by South Carolina vs. Fordham, 12/3/06
2. 22 by South Carolina vs. Alabama, 1/14/07
- 22 by South Carolina vs. Stetson, 1/4/03
- 22 by South Carolina vs. Saint Francis, 11/09/07
5. 20 by South Carolina vs. NC A&T, 11/17/06
- 20 by South Carolina vs. Middle Tennessee State, 12/16/02
7. 19 by South Carolina vs. Clemson, 11/20/06
- 19 by South Carolina vs. South Carolina State, 12/17/05
- 19 by South Carolina vs. Longwood, 2/21/06
- 19 by Georgia Southern, 12/3/03



Attendance Records

Colonial Life Arena

17,712	Clemson, 11/22/02*
8,118	Tennessee, 1/15/04
7,841	Tennessee, 1/13/08
7,123	Tennessee, 1/31/10
6,127	Tennessee, 1/4/06
5,438	Alabama, 2/15/09
5,227	Mississippi, 2/19/06
5,113	UConn, 12/28/08
5,112	Auburn, 2/6/05
4,823	Georgia, 1/19/03

* Inaugural Night of Colonial Life Arena

Carolina Coliseum

12,168	Tennessee, 1/17/02
6,219	UCLA, 1/15/81
5,327	Louisiana Tech, 1/8/82
5,227	Kentucky, 1/20/02
5,000	Tennessee, 1/23/80
4,824	Tennessee, 1/14/00
4,277	Stephen F. Austin, 3/18/80
4,111	Georgia, 2/07/02
4,061	Cincinnati, 3/18/02
4,000	Clemson, 2/6/82

Road/Neutral Site

16,413	at Tennessee, 1/18/09
14,261	at Tennessee, 2/11/97
13,001	at Tennessee, 2/17/05
12,996	at Tennessee, 1/07/99
11,989	at Tennessee, 2/1/07
11,111	at DePaul, 1/13/82
10,706	at Oklahoma, 12/30/07
10,590	at Tennessee, 1/7/10
9,401	at Connecticut, 12/17/07
8,412	at Vanderbilt, 1/9/05

Colonial Life Arena Yr-by-Yr

Year	Record	Pct.
2009-10	7-5	.583
2008-09	6-9	.400
2007-08	12-6	.667
2006-07	15-5	.750
2005-06	12-5	.706
2004-05	8-9	.471
2003-04	5-6	.455
2002-03	14-2	.875
Total	79-47	.627

Gamecock Basketball

Freshman Game Records

Points

- 40 Sharon Gilmore at Florida International, 2/7/83
- 37 Schonna Banner vs. Cincinnati, 1/9/87
- 32 Kelsey Bone at Clemson, 11/19/09
- 31 Jordan Jones vs. NC A&T, 3/21/08
- 30 Karen Middleton vs. Memphis, 3/12/88
- 30 Karen Middleton vs. UNLV, 2/28/88

Rebounds

- 15 Kelsey Bone vs. Boston University, 12/29/09
- 15 Schonna Banner vs. Southern Miss, 3/7/87
- 14 Kelsey Bone vs. Auburn, 2/4/10
- 14 Kelsey Bone at Clemson, 11/19/09
- 14 Iva Sliskovic vs. Charlotte, 12/14/03
- 14 Marsha Williams vs. Memphis, 1/27/90
- 14 Annie Lester vs. Campbell, 11/23/96

Offensive Rebounds (Since 1987-88)

- 9 Kellindra Zackery vs. NC A&T, 11/17/06
- 8 Kelsey Bone at Auburn, 2/4/10
- 7 Kelsey Bone vs. Mississippi State, 2/11/10
- 6 Kelsey Bone vs. Mississippi, 3/4/10
- 6 Kelsey Bone vs. North Carolina, 12/20/09
- 6 Demetress Adams vs. Georgia Southern, 11/29/05
- 6 Jocelyn Penn vs. Texas-Pan Am, 12/29/98
- 6 Shaunzinski Gortman vs. Auburn, 1/3/99

Defensive Rebounds (Since 1987-88)

- 14 Kelsey Bone vs. Boston University, 12/28/09
- 12 Kelsey Bone vs. Wake Forest, 12/17/09
- 12 Iva Sliskovic vs. Charlotte, 12/14/03
- 11 Kelsey Bone at Alabama, 1/10/10
- 11 Kelsey Bone vs. LSU, 1/3/10

Assists (Since 1976-77)

- 14 Martha Parker vs. Charlotte, 1/18/86
- 13 Martha Parker vs. Old Dominion, 2/12/86
- 11 Martha Parker vs. Central Florida, 2/17/86
- 10 Samone Kennedy at Florida, 2/24/08
- 10 Martha Parker vs. Louisville, 1/27/86

Steals (Since 1976-77)

- 11 Jocelyn Penn vs. South Carolina State, 12/22/98
- 8 Lauren Simms vs. Tennessee, 1/15/04
- 6 Petra Ujhelyi vs. Arizona State, 12/4/99
- 6 Christi Timmons vs. UAB, 12/20/91
- 6 Shannon Johnson vs. South Carolina State, 1/4/93
- 6 Shaunzinski Gortman vs. South Carolina St., 12/22/98
- 6 Petra Ujhelyi vs. Arizona St., 12/4/99
- 6 Petra Ujhelyi vs. Charlotte, 11/19/99

Blocked Shots (Since 1977-78)

- 5 Lakesha Tolliver vs. South Carolina State, 12/22/04
- 5 Petra Ujhelyi vs. Tennessee, 1/14/00
- 4 Demetress Adams vs. Ohio, 12/17/05
- 4 Petra Ujhelyi vs. Florida A&M, 11/22/99
- 4 Iva Sliskovic vs. Seton Hall, 12/30/03
- 4 Lakesha Tolliver vs. Birmingham Southern, 12/20/04
- 4 Ilona Burgrova vs. Tennessee, 1/27/05

Field Goals Made

- 12 Schonna Banner vs. Cincinnati, 1/9/87
- 11 Jordan Jones vs. NC A&T, 3/21/08
- 11 Kellindra Zackery vs. NC A&T, 11/17/07
- 11 Jocelyn Penn vs. Central Florida, 11/28/98
- 11 Karen Middleton vs. UNLV, 2/28/88
- 11 Karen Middleton vs. Memphis, 3/12/88
- 11 Schonna Banner vs. Louisville, 1/12/98
- 11 Schonna Banner vs. Memphis, 1/24/87

Field Goal Attempts

- 23 Kelsey Bone at Clemson, 11/19/09
- 23 Jordan Jones vs. NC A&T, 3/21/08
- 22 Kelsey Bone at Charlotte, 11/16/09
- 22 Schonna Banner vs. Memphis, 1/24/87
- 21 Kelsey Bone at Auburn, 2/4/10

Field Goal Percentage (Min. 5 FGM)

- 1.000 (5-5) Jocelyn Penn vs. UW-Milwaukee, 12/28/98
- .909 (10-11) Jocelyn Penn vs. South Carolina State, 12/22/98
- .875 (7-8) Demetress Adams vs. Kentucky, 2/9/06
- .857 (6-7) La'Keisha Sutton at Georgia, 1/11/09
- .857 (6-7) Ilona Burgrova vs. Arkansas, 1/23/05
- .857 (6-7) Schonna Banner vs. Memphis, 2/14/87
- .857 (6-7) Schonna Banner vs. East Carolina, 11/28/86
- .857 (6-7) Lisa Diaz vs. Cincinnati, 3/5/87
- .857 (6-7) Annie Lester vs. Winthrop, 2/5/97
- .857 (6-7) Larissa Kulcsar vs. Appalachian State, 11/24/03

Free Throws Made

- 13 Schonna Banner vs. Cincinnati, 1/9/87
- 9 Jocelyn Penn vs. Wofford, 11/17/98
- 9 Martha Parker vs. Cincinnati, 2/10/86
- 8 Kelsey Bone at Clemson, 11/19/09
- 8 La'Keisha Sutton vs. USC Upstate, 12/16/08
- 8 Jewel May vs. Savannah State, 1/6/08
- 8 Iva Sliskovic vs. Mercer, 11/26/03
- 8 Shannon Johnson vs. Kentucky, 12/9/92
- 8 Martha Parker vs. Louisville, 2/8/86

Free Throw Attempts

- 15 Schonna Banner vs. Cincinnati, 1/9/87
- 14 La'Keisha Sutton vs. USC Upstate, 12/16/08
- 13 Jocelyn Penn vs. UNC Wilmington, 11/25/98
- 12 Kelsey Bone at Clemson, 11/19/09
- 11 Shannon Johnson vs. Kentucky, 12/9/92

Free Throw Percentage (Min. 5 FTM)

- 1.000 (5-5) Sarah Burgess vs. Penn State, 3/25/03
- 1.000 (6-6) Sarah Burgess vs. South Carolina State, 12/29/02
- 1.000 (8-8) Jocelyn Penn vs. Florida, 1/17/99
- 1.000 (6-6) Natalie Funderburk vs. Arkansas, 1/30/93
- 1.000 (6-6) Marsha Williams vs. Memphis, 2/17/90
- 1.000 (6-6) Schonna Banner vs. Southern Miss, 3/7/87
- 1.000 (5-5) Martha Parker vs. Middle Tennessee, 3/12/86
- 1.000 (9-9) Martha Parker vs. at Cincinnati, 2/10/86
- 1.000 (8-8) Martha Parker vs. at Louisville, 2/8/86



Gamecock Basketball

3-Point Field Goals Made (Since 1987-88)

1. 9 Jordan Jones vs. NC A&T, 3/21/08
2. 8 Karen Middleton vs. Memphis, 3/12/88
3. 7 Jordan Jones at NC State, 3/24/08
- 7 Sarah Burgess vs. Mississippi, 3/6/03
- 7 Karen Middleton vs. Tennessee, 1/20/88

3-Point Field Goal Attempts (Since 1987-88)

1. 17 Jordan Jones vs. NC A&T, 3/21/08
2. 15 Jordan Jones at Mississippi, 1/20/08
- 15 Karen Middleton vs. Memphis, 3/12/88
4. 14 Christi Timmons vs. Auburn, 3/1/92
5. 13 Christi Timmons vs. Clemson, 2/12/92
- 13 Christi Timmons vs. Charlotte, 1/9/92

3-Point Field Goal Percentage (Min. 3 FGM)

1. 1.000 (3-3) La'Keisha Sutton at Tennessee, 1/18/09
- 1.000 (3-3) Sarah Burgess vs. Vanderbilt 1/16/03
- 1.000 (2-2) Sarah Burgess vs. Stetson, 1/4/03
4. .778 (7-9) Jordan Jones at NC State, 3/24/08
5. .750 (3-4) Karen Middleton vs. East Carolina, 1/4/88
- .750 (3-4) Jenny Randall vs. Maine, 11/30/91

Freshman Season Records

Points

1. 516 Sheila Foster (1978-79)
2. 467 Evelyn Johnson (1979-80)
3. 434 Schonna Banner (1986-87)
4. 425 Sharon Gilmore (1982-83)
5. 419 Jordan Jones (2007-08)

Scoring Average (Min. 20 games played)

1. 15.2 Sharon Gilmore (1982-83)
2. 15.0 Schonna Banner (1986-87)
3. 14.0 Kelsey Bone (2009-10)
4. 13.9 Sheila Foster (1978-79)
5. 13.1 Jordan Jones (2007-08)

Field Goals Made

1. 216 Sheila Foster (1978-79)
2. 199 Evelyn Johnson (1979-80)
3. 184 Sharon Gilmore (1982-83)
4. 183 Schonna Banner (1986-87)
5. 165 Sue Shue (1977-78)

Field Goal Attempts

1. 432 Sheila Foster (1978-79)
2. 402 Evelyn Johnson (1979-80)
3. 376 Sue Shue (1977-78)
4. 370 Karen Middleton (1987-88)
5. 367 Kelsey Bone (2009-10)

Field Goal Percentage (Min. 150 FGA)

1. .595 (94-158) Demetress Adams (2005-06)
2. .580 (184-317) Sharon Gilmore (1982-83)
3. .549 (123-224) Iva Sliskovic (2003-04)
4. .526 (130-247) Jocelyn Penn (1998-99)
5. .523 (183-350) Schonna Banner (1986-87)

3-Point Field Goals Made (Since 1987-88)

1. 97 Jordan Jones (2007-08)
2. 84 Christie Timmons (1991-92)
3. 75 Karen Middleton (1987-88)
4. 50 Kelly Morrone (1999-00)
5. 43 Heather Godfrey (1994-95)

3-Point Field Goal Attempts (Since 1987-88)

1. 243 Jordan Jones (2007-08)
2. 241 Christie Timmons (1991-92)
3. 173 Karen Middleton (1987-88)
4. 135 Kelly Morrone (1999-00)
5. 106 Heather Godfrey (1994-95)

3-Point Field Goal Percentage (Min. 80 FGA)

1. .434 (75-173) Karen Middleton (1987-88)
2. .406 (43-106) Heather Godfrey (1994-95)
3. .399 (97-243) Jordan Jones (2007-08)
4. .386 (32-83) Nikki Bass (1990-91)
5. .370 (50-135) Kelly Morrone (1999-00)

Free Throws Made

1. 91 Jocelyn Penn (1998-99)
2. 84 Sheila Foster (1978-79)
3. 77 Kelsey Bone (2009-10)
- 77 La'Keisha Sutton (2008-09)
- 77 Martha Parker (1985-86)

Free Throw Attempts

1. 132 Jocelyn Penn (1998-99)
2. 128 Sheila Foster (1978-79)
3. 116 Kelsey Bone (2009-10)
4. 114 La'Keisha Sutton (2008-09)
5. 109 Evelyn Johnson (1979-80)

Free Throw Percentage (Min. 80 FTA)

1. .770 (77-100) Martha Parker (1985-86)
2. .753 (70-93) Shannon Segres (1998-99)
3. .724 (63-87) Shannon Johnson (1992-93)
4. .723 (68-94) Schonna Banner (1986-87)
5. .693 (61-88) Jocelyn Penn (1998-99)

Rebounds

1. 329 Sheila Foster (1978-79)
2. 302 Jean Walling (1977-78)
3. 268 Kelsey Bone (2009-10)
4. 232 Sharon Gilmore (1982-83)
5. 200 Iva Sliskovic (2003-04)



Gamecock Basketball

Rebounding Average (Min. 10 games played)

1. 9.2 Kelsey Bone (2009-10)
2. 8.9 Sheila Foster (1978-79)
3. 8.9 Jean Walling (1977-78)
4. 8.3 Sharon Gilmore (1982-83)
5. 7.1 Iva Sliskovic (2003-04)

Offensive Rebounds (Since 1987-88)

1. 82 Kelsey Bone (2009-10)
2. 81 Jocelyn Penn (1998-99)
3. 65 Annie Lester (1996-97)
- 65 Marsha Williams (1989-90)
5. 63 Demetress Adams (2005-06)

Defensive Rebounds (Since 1987-88)

1. 186 Kelsey Bone (2009-10)
2. 141 Iva Sliskovic (2003-04)
3. 115 Annie Lester (1996-97)
4. 94 Jocelyn Penn (1998-99)
5. 87 Marsha Williams (1989-90)

Assists (Since 1976-77)

1. 162 Martha Parker (1985-86)
2. 151 Cheryl Autry (1978-79)
3. 106 Samone Kennedy (2007-08)
4. 102 Christie Timmons (1991-92)
5. 92 Karen Middleton (1987-88)

Blocked Shots (Since 1976-77)

1. 42 Lakesha Tolliver (2004-05)
2. 34 Demetress Adams (2005-06)
3. 32 Philicia Allen (1980-81)
4. 31 Jean Walling (1977-78)
5. 29 Sharon Gilmore (1982-83)

Steals (Since 1976-77)

1. 79 Jocelyn Penn (1989-99)
2. 77 Martha Parker (1985-86)
3. 65 Shannon Johnson (1992-93)
4. 60 Christie Timmons (1991-92)
5. 58 Evelyn Johnson (1979-80)

Points

1. 634 Shannon Johnson (1993-94)
2. 592 Beth Hunt (1988-89)
3. 589 Sheila Foster (1979-80)
4. 551 Brantley Southers (1983-84)
5. 527 Denise Nanney (1974-75)

Scoring Average (Min. 20 games played)

1. 23.5 Shannon Johnson (1993-94)
2. 19.7 Beth Hunt (1988-89)
3. 18.4 Brantley Southers (1983-84)
4. 17.7 Annie Lester (1997-98)
5. 17.6 Denise Nanney (1974-75)

Field Goals Made

1. 245 Sheila Foster (1979-80)
2. 242 Beth Hunt (1988-89)
3. 239 Brantley Southers (1983-84)
4. 231 Shannon Johnson (1993-94)
5. 220 Denise Nanney (1974-75)

Games Played

1. 37 Cheryl Autry (1978-79)
- 37 Sheila Foster (1978-79)
3. 36 Evelyn Johnson (1979-80)
4. 35 Becky Parker (1979-80)
5. 34 Beverly Hawkins (1987-88)
- 34 Karen Middleton (1987-88)
- 34 Sharon Rivers (1979-80)
- 34 Sue Shue (1977-78)
- 34 Jean Walling (1977-78)

Games Started (Since 1980-81)

1. 31 Jordan Jones (2007-08)
2. 29 Martha Parker (1985-86)
- 29 Sue Shue (1977-78)
4. 28 Christi Timmons (1991-92)
- 28 Sharon Gilmore (1982-83)

Minutes Played (Since 1980-81)

1. 1119 Martha Parker (1985-86)
2. 1111 Jordan Jones (2007-08)
3. 932 Christi Timmons (1991-92)
4. 930 Karen Middleton (1987-88)
5. 876 Sharon Gilmore (1982-83)

Minutes Played Average (Min. 20 games played)

1. 37.3 Martha Parker (1985-86)
2. 34.7 Jordan Jones (2007-08)
3. 33.3 Christi Timmons (1991-92)
4. 31.3 Sharon Gilmore (1982-93)
5. 29.8 Schonna Banner (1986-87)

Sophomore Season Records

Points

1. 634 Shannon Johnson (1993-94)
2. 592 Beth Hunt (1988-89)
3. 589 Sheila Foster (1979-80)
4. 551 Brantley Southers (1983-84)
5. 527 Denise Nanney (1974-75)

Scoring Average (Min. 20 games played)

1. 23.5 Shannon Johnson (1993-94)
2. 19.7 Beth Hunt (1988-89)
3. 18.4 Brantley Southers (1983-84)
4. 17.7 Annie Lester (1997-98)
5. 17.6 Denise Nanney (1974-75)

Field Goals Made

1. 245 Sheila Foster (1979-80)
2. 242 Beth Hunt (1988-89)
3. 239 Brantley Southers (1983-84)
4. 231 Shannon Johnson (1993-94)
5. 220 Denise Nanney (1974-75)

Field Goal Attempts

1. 506 Shannon Johnson (1993-94)
2. 492 Denise Nanney (1974-75)
3. 460 Brantley Southers (1983-84)
4. 452 Sheila Foster (1979-80)
5. 440 Marsha Williams (1991-92)

Field Goal Percentage (Min. 150 FGA)

1. .576 (242-420) Beth Hunt (1988-89)
2. .552 (127-230) Jocelyn Penn (1999-00)
3. .542 (245-452) Sheila Foster (1979-80)
4. .528 (219-415) Schonna Banner (1987-88)
5. .525 (137-261) Mindy Ballou (1983-84)

3-Point Field Goals Made (Since 1987-88)

1. 51 Karen Middleton (1988-89)
2. 45 Kelly Morrone (2001-02)
3. 44 Shannon Johnson (1993-94)
4. 43 Heather Godfrey (1995-96)
5. 37 Sarah Burgess (2003-04)



Gamecock Basketball

3-Point Field Goal Attempts (Since 1987-88)

1. 127 Kelly Morrone (2001-02)
2. 130 Sarah Burgess (2003-04)
3. 121 Heather Godfrey (1995-96)
4. 116 Stacy Booker (2004-05)
5. 112 Karen Middleton (1988-89)

3-Point Field Goal Percentage (Min. 80 FGA)

1. .455 (51-112) Karen Middleton (1988-89)
2. .396 (44-111) Shannon Johnson (1993-94)
3. .355 (43-121) Heather Godfrey (1995-96)
4. .354 (45-127) Kelly Morrone (2001-02)
5. .337 (31-92) Nikki Bass (1991-92)

Free Throws Made

1. 128 Shannon Johnson (1993-94)
2. 124 Nikki Miars (1997-98)
3. 120 Martha Parker (1986-87)
4. 115 Annie Lester (1997-98)
5. 107 Beth Hunt (1989-90)

Free Throw Attempts

1. 196 Nikki Bass (1991-92)
2. 186 Shannon Johnson (1993-94)
3. 160 Martha Parker (1986-87)
4. 152 Nikki Miars (1997-98)
5. 148 Annie Lester (1997-98)

Free Throw Percentage (Min. 80 FTA)

1. .830 (73-88) Brantley Southers (1983-84)
2. .816 (124-152) Nikki Miars (1997-98)
3. .798 (79-99) Lisa Williams (1996-97)
4. .777 (115-148) Annie Lester (1997-98)
5. .759 (107-141) Beth Hunt (1988-89)

Rebounds

1. 379 Sheila Foster (1979-80)
2. 361 Denise Nanney (1974-75)
3. 303 Marsha Williams (1990-91)
4. 276 Beth Hunt (1988-89)
5. 269 Jean Walling (1978-79)

Rebounding Average (Min. 20 games played)

1. 12.0 Denise Nanney (1974-75)
2. 10.5 Sheila Foster (1979-80)
3. 9.8 Marsha Williams (1990-91)
4. 9.2 Beth Hunt (1988-89)
5. 8.8 Annie Lester (1997-98)

Offensive Rebounds (Since 1987-88)

1. 126 Marsha Williams (1990-91)
2. 108 Annie Lester (1997-98)
3. 107 Beth Hunt (1988-89)
4. 79 Schonna Banner (1987-88)
5. 75 Melanie Johnson (2004-05)

Defensive Rebounds (Since 1987-88)

1. 177 Marsha Williams (1990-91)
2. 169 Beth Hunt (1988-89)
3. 161 Schonna Banner (1987-88)
4. 139 Annie Lester (1997-98)
5. 130 Michelle Murray (1990-91)

Assists (Since 1976-77)

1. 219 Mindy Ballou (1983-84)
2. 185 Cristina Ciocan (2001-02)
3. 133 Shannon Johnson (1993-94)
4. 120 Lisa Diaz (1987-88)
- 120 Marsi McAlister (1982-83)

Blocked Shots (Since 1976-77)

1. 54 Melanie Johnson (2004-05)
2. 53 Michelle Murray (1990-91)
3. 34 Sharon Gilmore (1983-84)
- 34 Ilona Burgrova (2005-06)
5. 32 Schonna Bonner (1987-88)

Steals (Since 1976-77)

1. 88 Sheila Foster (1979-80)
2. 76 Martha Parker (1986-87)
3. 76 Annie Lester (1997-98)
4. 74 Jocelyn Penn (1999-00)
5. 68 Cristina Ciocan (2001-02)

Games Played

1. 37 Jean Walling (1978-79)
2. 36 Sheila Foster (1979-80)
3. 34 Lisa Diaz (1987-88)
- 34 Cheryl Autrey (1979-80)
5. 33 Demetress Adams (2006-07)
- 33 Lori Joyner (1989-90)
- 33 Schonna Banner (1987-88)
- 33 Joyce Gilbert (1977-78)

Games Started (Since 1980-81)

1. 31 Schonna Banner (1987-88)
2. 30 Marsha Williams (1990-91)
- 30 Beth Hunt (1988-89)
- 30 Martha Parker (1986-87)
- 30 Mindy Ballou (1983-84)
- 30 Brantley Southers (1983-84)
- 30 Evelyn Johnson (1980-81)

Minutes Played (Since 1980-81)

1. 1122 Martha Parker (1986-87)
2. 1053 Mindy Ballou (1983-84)
3. 1008 Brantley Southers (1983-84)
4. 996 Schonna Banner (1987-88)
5. 980 Marsi McAlister (1983-84)

Minutes Played Average (Min. 20 games played)

1. 37.4 Martha Parker (1986-87)
2. 35.4 Nikki Miars (1996-97)
3. 35.1 Mindy Ballou (1983-84)
4. 35.0 Marsi McAlister (1983-84)
5. 34.4 Renee Najarian (1984-85)



Gamecock Basketball

Junior Season Records

Points

1. 754 Katrina Anderson (1977-78)
2. 748 Beth Hunt (1989-90)
3. 646 Shannon Johnson (1994-95)
4. 598 Marsha Williams (1991-92)
5. 563 Martha Parker (1987-88)

Scoring Average (Min. 20 games played)

1. 23.9 Shannon Johnson (1994-95)
2. 22.7 Beth Hunt (1989-90)
3. 22.2 Katrina Anderson (1977-78)
4. 21.4 Marsha Williams (1991-92)
5. 17.8 Sheila Foster (1980-81)

Field Goals Made

1. 316 Beth Hunt (1989-90)
2. 306 Katrina Anderson (1977-78)
3. 236 Marsha Williams (1991-92)
4. 218 Jocelyn Penn (2000-01)
5. 214 Shannon Johnson (1994-95)

Field Goal Attempts

1. 547 Beth Hunt (1989-90)
2. 544 Katrina Anderson (1977-78)
3. 508 Marsha Williams (1991-92)
4. 497 Shannon Johnson (1994-95)
5. 459 Brantley Southers (1984-85)

Field Goal Percentage (Min. 150 FGA)

1. .621 (218-351) Jocelyn Penn (2001-02)
2. .595 (113-190) Teresa Geter (2000-01)
3. .578 (316-547) Beth Hunt (1989-90)
4. .563 (202-359) Martha Parker (1987-88)
5. .563 (306-544) Katrina Anderson (1977-78)

3-Point Field Goals Made (Since 1987-88)

1. 82 Valerie Nainima (2009-10)
2. 79 Christie Timmons (1993-94)
3. 76 Karen Middleton (1989-90)
4. 64 Shannon Johnson (1994-95)
5. 62 Kelly Morrone (2002-03)

3-Point Field Goal Attempts (Since 1987-88)

1. 244 Christie Timmons (1993-94)
2. 229 Valerie Nainima (2009-10)
3. 189 Kelly Morrone (2002-03)
4. 182 Shannon Johnson (1994-95)
5. 162 Karen Middleton (1990-91)

3-Point Field Goal Percentage (Min. 80 FGA)

1. .469 (115-265) Karen Middleton (1990-91)
2. .358 (82-229) Valerie Nainima (2009-10)
3. .352 (64-182) Shannon Johnson (1994-95)
4. .333 (28-84) Lea Fabbri (2005-06)
5. .328 (62-189) Kelly Morrone (2002-03)

Free Throws Made

1. 157 Martha Parker (1987-88)
2. 154 Shannon Johnson (1994-95)
3. 142 Katrina Anderson (1977-78)
4. 126 Marsha Williams (1991-92)
5. 115 Beth Hunt (1989-90)

Free Throw Attempts

1. 242 Katrina Anderson (1977-78)
2. 231 Martha Parker (1987-88)
3. 227 Shannon Johnson (1994-95)
4. 200 Marsha Williams (1991-92)
5. 181 Sheila Foster (1980-81)

Free Throw Percentage (Min. 80 FTA)

1. .756 (68-90) Valerie Nainima (2009-10)
2. .755 (105-139) Lori Joyner (1990-91)
3. .747 (74-99) Teresa Geter (2000-01)
4. .724 (105-145) Nikki Miars (1997-98)
5. .717 (66-92) Lisa Williams (1997-98)

Rebounds

1. 434 Katrina Anderson (1978-79)
2. 381 Sheila Foster (1980-81)
3. 337 Beth Hunt (1989-90)
4. 315 Marsha Williams (1991-92)
5. 286 Demetress Adams (2007-08)

Rebounding Average (Min. 20 games played)

1. 12.8 Katrina Anderson (1978-79)
2. 12.7 Sheila Foster (1980-81)
3. 12.1 Denise Nanney (1975-76)
4. 11.3 Marsha Williams (1991-92)
5. 10.2 Beth Hunt (1989-90)

Offensive Rebounds (Since 1987-88)

1. 133 Marsha Williams (1991-92)
2. 107 Beth Hunt (1989-90)
3. 100 Annie Lester (1998-99)
4. 94 Demetress Adams (2007-08)
- 94 Jocelyn Penn (2001-02)

Defensive Rebounds (Since 1987-88)

1. 230 Beth Hunt (1989-90)
2. 192 Demetress Adams (2007-08)
3. 182 Marsha Williams (1991-92)
4. 160 Martha Parker (1987-88)
5. 154 Schonna Banner (1988-89)

Assists (Since 1976-77)

1. 207 Cristina Ciocan (2002-03)
2. 190 Sharon Rivers (1981-82)
3. 174 Lisa Diaz (1988-89)
4. 162 Mindy Ballou (1984-85)
5. 161 Sherry David (1989-90)

Blocked Shots (Since 1976-77)

1. 60 Lakesha Tolliver (2006-07)
2. 58 Teresa Geter (2000-01)
3. 55 Demetress Adams (2007-08)
4. 49 Michelle Murray (1991-92)
5. 45 Petra Ujhelyi (2001-02)



Gamecock Basketball

Steals (Since 1976-77)

1. 94 Jocelyn Penn (2000-01)
2. 89 Rita Johnson (1979-80)
3. 74 Cristina Ciocan (2002-03)
4. 73 Sharon Rivers (1981-82)
5. 67 Melanie Johnson (2005-06)
- 67 Evelyn Johnson (1981-82)

Games Played

1. 36 Rita Johnson (1979-80)
- 36 Jean Walling (1979-80)
3. 34 Martha Parker (1987-88)
- 34 Katrina Anderson (1977-78)
5. 33 Ilona Burgrova (2006-07)
- 33 Lakesha Tolliver (2006-07)
- 33 Beth Hunt (1989-90)
- 33 Karen Middleton (1989-90)

Games Started (Since 1980-81)

1. 34 Katrina Anderson (1977-78)
2. 33 Beth Hunt (1989-90)
- 33 Karen Middleton (1989-90)
- 33 Martha Parker (1987-88)
5. 32 Demetress Adams (2007-08)
- 32 Sherry David (1989-90)

Minutes Played (Since 1980-81)

1. 1172 Martha Parker (1987-88)
2. 1139 Karen Middleton (1989-90)
3. 1124 Sheila Foster (1980-81)
4. 1075 Kelly Morrone (2002-03)
5. 1072 Nikki Miars (1997-98)

Minutes Played Average (Min. 20 games played)

1. 38.3 Nikki Miars (1997-98)
2. 37.5 Sheila Foster (1980-81)
3. 36.0 Shannon Johnson (1994-95)
4. 35.3 Brantley Southers (1984-85)
5. 35.2 Mindy Ballou (1984-85)

Senior Season Records

Points

1. 716 Jocelyn Penn (2002-03)
2. 700 Katrina Anderson (1978-79)
3. 691 Shannon Johnson (1995-96)
4. 627 Sheila Foster (1981-82)
5. 615 Brantley Southers (1985-86)

Scoring Average (Min. 20 games played)

1. 24.7 Shannon Johnson (1995-96)
2. 23.9 Jocelyn Penn (2002-03)
3. 20.5 Brantley Southers (1985-86)
4. 20.2 Sheila Foster (1981-82)
5. 18.9 Katrina Anderson (1978-79)

Field Goals Made

1. 283 Katrina Anderson (1978-79)
2. 282 Jocelyn Penn (2002-03)
3. 266 Brantley Southers (1985-86)
4. 252 Sheila Foster (1981-82)
5. 238 Shannon Johnson (1995-96)

Field Goal Attempts

1. 573 Brantley Southers (1985-86)
2. 544 Shannon Johnson (1995-96)
3. 540 Katrina Anderson (1978-79)
4. 527 Denise Nanney (1976-77)
5. 449 Jocelyn Penn (2002-03)

Field Goal Percentage (Min. 150 FGA)

1. .628 (282-449) Jocelyn Penn (2002-03)
2. .583 (252-432) Sheila Foster (1981-82)
3. .571 (181-317) Schonna Banner (1989-90)
4. .561 (143-255) Martha Parker (1988-89)
5. .524 (283-540) Katrina Anderson (1978-79)

3-Point Field Goals Made (Since 1987-88)

1. 115 Karen Middleton (1990-91)
2. 82 Shannon Johnson (1995-96)
3. 81 Kelly Morrone (2003-04)
4. 60 Nikki Bass (1993-94)
5. 52 Shaunzinski Gortman (2001-02)

3-Point Field Goal Attempts (Since 1987-88)

1. 265 Karen Middleton (1990-91)
2. 202 Shannon Johnson (1995-96)
3. 199 Kelly Morrone (2003-04)
4. 198 Christie Timmons (1994-95)
5. 183 Nikki Bass (1993-94)

3-Point Field Goal Percentage (Min. 80 FGA)

1. .434 (115-265) Karen Middleton (1990-91)
2. .407 (81-199) Kelly Morrone (2003-04)
3. .406 (82-202) Shannon Johnson (1995-96)
4. .365 (31-85) Brionna Dickerson (2008-09)
5. .364 (52-143) Shaun Gortman (2001-02)

Free Throws Made

1. 138 Jocelyn Penn (2002-03)
2. 134 Katrina Anderson (1978-79)
3. 133 Shannon Johnson (1995-96)
4. 123 Sheila Foster (1981-82)
5. 119 Martha Parker (1988-89)

Free Throw Attempts

1. 195 Katrina Anderson (198-79)
2. 194 Jocelyn Penn (2002-03)
3. 179 Shannon Johnson (1995-96)
4. 175 Sheila Foster (1981-82)
5. 150 Martha Parker (1988-89)



Gamecock Basketball

Free Throw Percentage (Min. 80 FTA)

1. .856 (83-97) Brantley Southers (1985-86)
2. .814 (79-97) Mindy Ballou (1985-86)
3. .812 (69-85) Teresa Geter (2001-02)
4. .804 (78-97) Rita Johnson (1980-81)
5. .793 (119-150) Martha Parker (1988-89)

Rebounds

1. 371 Katrina Anderson (1978-79)
2. 338 Sheila Foster (1981-82)
3. 288 Petra Ujhelyi (2002-03)
4. 270 Cynthia Jacobs (1979-80)
5. 266 Sharon Gilmore (1985-86)

Rebounding Average (Min. 20 games played)

1. 10.9 Sheila Foster (1981-82)
2. 10.7 Marsha Williams (1992-93)
3. 10.0 Katrina Anderson (1978-79)
4. 9.4 Denise Nanney (1976-77)
5. 9.3 Petra Ujhelyi (2002-03)

Offensive Rebounds (Since 1987-88)

1. 103 Marsha Williams (1992-93)
2. 100 Jocelyn Penn (2002-03)
3. 98 Treka McMillan (1990-91)
4. 93 Melanie Johnson (2006-07)
5. 90 Petra Ujhelyi (2002-03)

Defensive Rebounds (Since 1987-88)

1. 198 Petra Ujhelyi (2002-03)
2. 174 Schonna Banner (1989-90)
3. 153 Marsha Williams (1992-93)
4. 142 Jocelyn Penn (2002-03)
5. 135 Ilona Burgrova (2007-08)

Assists (Since 1976-77)

1. 174 Mindy Ballou (1985-86)
2. 160 Sherry David (1990-91)
3. 146 Martha Parker (1988-89)
4. 143 Sharon Rivers (1982-83)
5. 142 Cristina Ciocan (2003-04)

Blocked Shots (Since 1976-77)

1. 48 Petra Ujhelyi (2002-03)
2. 47 Lakesha Tolliver (2007-08)
3. 43 Michelle Murray (1992-93)
4. 41 Teresa Geter (2001-02)
5. 37 Ilona Burgrova (2007-08)

Steals (Since 1976-77)

1. 126 Katrina Anderson (1978-79)
2. 112 Jocelyn Penn (2002-03)
3. 88 Rita Johnson (1980-81)
4. 74 Shannon Johnson (1995-96)
5. 73 Martha Parker (1988-89)

Games Played

1. 37 Katrina Anderson (1978-79)
2. 36 Cynthia Jacobs (1979-80)
3. 34 Dawn Raab (1987-88)
4. 33 Lauren Simms (2006-07)
- 33 Iva Sliskovic (2006-07)
- 33 Lisa Diaz (1989-90)
- 33 Betsy Scott (1977-78)

Games Started (Since 1980-81)

1. 33 Schonna Banner (1989-90)
- 33 Lisa Diaz (1989-90)
3. 31 Petra Ujhelyi (2002-03)
- 31 Karen Middleton (1990-91)
- 31 Sheila Foster (1981-82)

Minutes Played (Since 1980-81)

1. 1175 Sheila Foster (1981-82)
2. 1134 Karen Middleton (1990-91)
3. 1116 Mindy Ballou (1985-86)
4. 1100 Lisa Diaz (1989-90)
5. 1088 Jocelyn Penn (2002-03)

Minutes Played Average (Min. 20 games played)

1. 37.9 Sheila Foster (1981-82)
2. 37.2 Mindy Ballou (1985-86)
3. 36.6 Karen Middleton (1990-91)
4. 36.3 Jocelyn Penn (2002-03)
5. 35.9 Nikki Miars (1998-99)



The Last Time ...

Individual

Scored 50 Points

South Carolina 51, Jocelyn Penn vs. Stetson, 1/4/03
Opponent Never

Scored 40 Points

South Carolina 51, Jocelyn Penn vs. Stetson, 1/4/03
Opponent 46, Cornelia Gayden, LSU, 1/14/95

Scored 30 Points

South Carolina 32, Kelsey Bone at Clemson, 11/19/09
Opponent 32, LaQueta Ferguson, Florida International, 11/25/07

Grabbed 20 Rebounds

South Carolina 26, Demetress Adams vs. Arkansas, 2/3/08
Opponent 24, Courtney Paris, Oklahoma, 12/30/07

Grabbed 15 Rebounds

South Carolina 25, Kelsey Bone vs Boston University, 12/28/09
Opponent 24, Courtney Paris, Oklahoma, 12/30/07

Two Players with 20 or More Points

South Carolina Kelsey Bone 24/Valerie Nainima 20 at Auburn, 2/4/10
Opponent Angie Bjorklund 23/Shekinna Stricklen 21, Tennessee, 1/17/10

Two Players with 10 or More Rebounds

South Carolina Charenee Stephens 11/Kelsey Bone 10 vs. Mississippi, 3/4/10
Opponent Kayla Pedersen 16/Jayne Appel 14, Stanford, 12/19/08

Had 10 Assists

South Carolina 10, Samone Kennedy at Florida, 2/24/08
Opponent 11, Marneshia Richard, Mississippi State, 1/21/07

Had Five Steals

South Carolina 7, Samone Kennedy vs. High Point, 12/2/09
Opponent 5, Sharielle Smith, Florida, 1/15/09

Had Five Blocked Shots

South Carolina 5, Demetress Adams vs. UNC Asheville, 1/3/08
Opponent 5, KeKe Carrier, Auburn, 1/17/10

Had a Double-Double

South Carolina Kelsey Bone (20 pts/10 reb) and Charenee Stephens vs. Mississippi, 3/4/10
Opponent Porsha Phillips (13 pts/10 reb), Georgia, 2/5/10

Two Players had a Double-Double

South Carolina Kelsey Bone (20 pts/10 reb)/Charenee Stephens vs. Mississippi, 3/4/10
Opponent Kayla Pedersen (15 pts/16 reb)/Jayne Appel (15 pts/14 reb), Stanford, 12/19/08

Had a Triple-Double

South Carolina Iva Sliskovic (18 pts, 15 reb, 10 asst) vs. High Point, 12/20/06
Opponent Never

Team

Scored 100 Points

South Carolina 102 vs. North Carolina, 3/21/08
Opponent 103, Clemson, 11/21/03

Won by 30 or More Points

South Carolina 81-40 (41) vs. Hartford, 3/18/07
Opponent 77-48 (31), Stanford, 12/19/08

Shot 65% or Better from the Field

South Carolina .652 (45-69) vs. East Tennessee State, 12/19/00
Opponent Never

Shot 60% or Better from the Field

South Carolina .608 (31-51) vs. Jackson State, 12/7/07
Opponent .604 (29-48), Vanderbilt, 1/18/01

Shot 50% or Better from the Field

South Carolina .554 (31-56) vs. Kentucky, 1/14/10
Opponent .500 (23-46), Georgia, 2/25/10

No Players in Double-Figure Points

South Carolina at Tennessee, 2/1/07
Opponent Ohio, 11/28/08

Five Players in Double-Figure Points

South Carolina vs. Kentucky, 1/14/10
Opponent Arkansas, 2/14/10

Faced AP Top-25 Opponent

Win 52-42 at No. 14 Georgia, 2/7/10
Loss 49-65, No. 24 Georgia, 2/25/10

Faced AP Top-10 Opponent

Win 71-52 vs. No. 6 Vanderbilt, 1/3/02
Loss 55-60 vs. No. 5 Tennessee, 1/13/10

Faced AP Top-5 Opponent

Win 70-66 vs. No. 5 Vanderbilt, 1/28/98
Loss 55-60 vs. No. 5 Tennessee, 1/31/10

Faced AP No. 1 Team

Win Never
Loss 48-77 vs. No. 1 UConn, 12/29/08

Overtime Game

Win 70-66 at Charlotte, 11/16/09
Loss 92-94 at Clemson, 11/19/09

Double-Overtime Game

Win 92-91 at Florida State, 2/4/91
Loss 92-94 at Clemson, 11/19/09

South Carolina Was Ranked

AP No. 1 Never
AP Top 10 No. 10, 2/18/02
AP Top 25 No. 16, 3/17/03



Gamecock Basketball

SEC Tournament Records

South Carolina Individual

Points

1. 27 Shannon Johnson vs. Kentucky, 3/4/94
2. 24 Jenny Randall vs. Arkansas, 3/3/95
3. 23 Sarah Burgess vs. Mississippi, 3/6/03
- 23 Marsha Williams vs. Vanderbilt, 3/6/92
5. 22 Nikki Miars vs. Alabama, 2/27/98
- 22 Annie Lester vs. LSU, 2/26/98

Field Goals Made

1. 11 Annie Lester vs. LSU, 2/26/98
2. 10 Kelsey Bone vs. Mississippi, 3/4/10
3. 9 Jocelyn Penn vs. Mississippi State, 3/7/03
- 9 Jenny Randall vs. Arkansas, 3/3/95
5. 8 Sarah Burgess vs. Mississippi, 3/6/03
- 8 Marsha Williams vs. Vanderbilt, 3/6/92

Field Goal Attempts

1. 24 Marsha Williams vs. Vanderbilt, 3/6/92
2. 22 Annie Lester vs. Alabama, 2/27/98
3. 20 Kelsey Bone vs. Mississippi, 3/4/10
- 20 Shannon Johnson vs. Arkansas, 3/3/95
5. 19 Shannon Johnson vs. Florida, 3/1/96
- 19 Jenny Randall vs. Arkansas, 3/3/95

3-Point Field Goals Made

1. 7 Sarah Burgess vs. Mississippi, 3/6/03
2. 5 Christi Timmons vs. Mississippi, 3/5/93
3. 4 Lisa Williams vs. Alabama, 2/24/99
- 4 Christi Timmons vs. Kentucky, 3/4/94
5. 3 Jordan Jones vs. Florida, 3/6/08
- 3 Brionna Dickerson vs. Tennessee, 3/2/07
- 3 Stacy Brooker vs. Auburn, 3/1/07
- 3 Shaunzinski Gortman vs. Arkansas, 3/1/02
- 3 Anaz Nihan vs. Mississippi, 3/1/01
- 3 Nikki Miars vs. Alabama, 2/27/98
- 3 Lisa Williams vs. Alabama, 2/27/98
- 3 Lisa Williams vs. Florida, 3/1/96
- 3 Heather Godfrey vs. Arkansas, 3/3/95

3-Point Field Goal Attempts

1. 12 Christi Timmons vs. Kentucky, 3/4/94
2. 10 Sarah Burgess vs. Mississippi, 3/6/03
3. 9 Nihan Anaz vs. Mississippi, 3/1/01
- 9 Christi Timmons vs. Vanderbilt, 3/6/92
5. 8 Ebony Jones vs. Florida, 3/6/08
- 8 Lisa Williams vs. Florida, 3/1/96

Free Throws Made

1. 13 Shannon Johnson vs. Kentucky, 3/4/94
2. 11 Nikki Miars vs. LSU, 2/26/98
3. 8 Jocelyn Penn vs. Vanderbilt, 3/2/00
4. 7 Kelly Morrone vs. Mississippi State, 3/7/03
- 7 Nikki Miars vs. Alabama, 2/27/98
- 7 Marsha Williams vs. Vanderbilt, 3/6/92

Free Throw Attempts

1. 17 Shannon Johnson vs. Kentucky, 3/4/94
2. 13 Nikki Miars vs. LSU, 2/26/98
- 13 Marsha Williams vs. Vanderbilt, 3/6/92
4. 12 Rachell Lee vs. Alabama, 2/27/98
5. 8 Kelly Morrone vs. Mississippi State, 3/7/03
- 8 Petra Ujhelyi vs. Mississippi, 3/6/03
- 8 Jocelyn Penn vs. Vanderbilt, 3/2/00

Rebounds

1. 15 Marsha Williams vs. Vanderbilt, 3/6/92
2. 13 Petra Ujhelyi vs. Mississippi, 3/6/03
3. 11 Charenee Stephens vs. Mississippi, 3/4/10
- 11 Melanie Johnson vs. Auburn, 3/2/06
- 11 Teresa Geter vs. Arkansas, 3/1/02
- 11 Annie Lester vs. Alabama, 2/27/98

Offensive Rebounds

1. 8 Marsha Williams vs. Vanderbilt, 3/6/92
2. 6 Kelsey Bone vs. Mississippi, 3/4/10
- 6 Charenee Stephens vs. Mississippi, 3/4/10
- 6 Petra Ujhelyi vs. Mississippi, 3/6/03
- 6 Jocelyn Penn vs. Alabama, 2/24/99
- 6 Shannon Johnson vs. Arkansas, 3/3/95

Defensive Rebounds

1. 8 Olga Gritsaeva vs. Auburn, 3/3/05
- 8 Donna Carr vs. LSU, 2/26/98
3. 7 Melanie Johnson vs. Auburn, 3/3/05
- 7 Jocelyn Penn vs. Mississippi State, 3/7/03
- 7 Petra Ujhelyi vs. Mississippi, 3/6/03
- 7 Teresa Geter vs. Arkansas, 3/1/02
- 7 Shaunzinski Gortman vs. Alabama, 2/24/99
- 7 Donna Carr vs. Florida, 3/1/96
- 7 Shannon Johnson vs. Kentucky, 3/4/94
- 7 Marsha Williams vs. Vanderbilt, 3/6/92

Assists

1. 10 Cristina Ciocan vs. Mississippi, 3/6/03
2. 8 Cristina Ciocan vs. Mississippi State, 3/7/03
- 8 Nikki Miars vs. Alabama, 2/24/99
- 8 Nikki Miars vs. LSU 2/26/98
5. 6 La'Keisha Sutton vs. Mississippi, 3/4/10
- 6 Cristina Ciocan vs. Mississippi, 3/1/01

Blocked Shots

1. 4 Ilona Burgrova vs. Auburn, 3/1/07
2. 3 Ilona Burgrova vs. Florida, 3/6/08
- 3 Melanie Johnson vs. Auburn, 3/2/06
- 3 Iva Sliskovic vs. Mississippi, 3/3/05
- 3 Iva Sliskovic vs. Georgia, 3/4/04

Steals

1. 6 Cristina Ciocan vs. Mississippi State, 3/7/03
2. 5 Melanie Johnson vs. Tennessee, 3/2/07
3. 4 Ieasia Walker vs. Mississippi, 3/4/10
- 4 Jocelyn Penn vs. Vanderbilt, 3/2/00
- 4 Nikki Miars vs. Alabama, 2/27/98
- 4 Annie Lester vs. LSU, 2/26/98
- 4 Lisa Williams vs. Florida, 3/1/96



Gamecock Basketball

South Carolina Team

Most Points

1. 80 vs. Kentucky, 3/4/94
2. 79 vs. Mississippi, 3/6/03
3. 76 vs. LSU, 2/25/98
4. 75 vs. Mississippi State, 3/7/03
5. 72 vs. Alabama, 3/27/98

Fewest Points

1. 39 vs. Mississippi State, 3/5/09
2. 42 vs. Georgia, 3/4/04
3. 45 vs. Tennessee, 2/28/97
4. 47 vs. Vanderbilt, 3/6/92
5. 48 vs. Florida, 3/1/96

Margin of Victory

1. 15 (79-64) vs. Mississippi, 3/6/03
15 (76-61) vs. LSU, 2/26/98
2. 2 (65-63) vs. Auburn, 3/1/07

Margin of Defeat

1. 31 (42-73) vs. Georgia, 3/4/04
2. 27 (48-75) vs. Tennessee, 2/28/97
3. 22 (58-80) vs. Vanderbilt, 3/2/00
4. 20 (72-92) vs. Alabama, 2/27/98
5. 18 (63-81) vs. Tennessee, 3/2/07
18 (61-79) vs. Arkansas, 3/1/02

Field Goals Made

1. 29 vs. Mississippi, 3/4/10
29 vs. LSU, 2/26/98
3. 28 vs. Mississippi State, 3/7/03
28 vs. Mississippi, 3/1/01
28 vs. Alabama, 2/24/99

Field Goal Attempts

1. 79 vs. Arkansas, 3/3/95
2. 73 vs. Alabama, 2/27/98
3. 72 vs. Auburn, 3/2/06
4. 70 vs. Alabama, 2/24/99
5. 67 vs. Mississippi State, 3/7/03

Field Goal Percentage (Min. 40 FGA)

1. .509 (29-57) vs. LSU, 2/26/98
2. .474 (27-57) vs. Mississippi, 3/6/03
3. .467 (28-60) vs. Mississippi, 3/1/01
4. .468 (29-62) vs. Mississippi, 3/4/10
5. .448 (26-58) vs. Arkansas, 3/1/02

3-Point Field Goals Made

1. 12 vs. Kentucky, 3/4/94
2. 11 vs. Mississippi, 3/6/03
3. 9 vs. Arkansas, 3/3/95
4. 7 vs. Mississippi State, 3/7/03
7 vs. Mississippi, 3/1/01
7 vs. Alabama, 2/27/98

3-Point Field Goal Attempts

1. 33 vs. Kentucky, 3/4/94
2. 27 vs. Arkansas, 3/3/95
3. 25 vs. Florida, 3/1/96
4. 24 vs. Mississippi, 3/6/03
5. 23 vs. Mississippi, 3/1/01

3-Point Field Goal Percentage (Min. 5 3FGA)

1. .467 (7-15) vs. Alabama, 2/27/98
2. .458 (11-24) vs. Mississippi, 3/6/03
3. .455 (5-11) vs. Tennessee, 3/2/07
4. .368 (5-16) vs. Arkansas, 3/1/02
5. .364 (12-33) vs. Kentucky, 3/4/94

Free Throws Made

1. 24 vs. Kentucky, 3/4/94
2. 17 vs. Mississippi State, 3/7/03
17 vs. Alabama, 2/27/97
17 vs. Alabama, 2/27/98
4. 16 vs. Vanderbilt, 3/2/00

Free Throw Attempts

1. 33 vs. Kentucky, 3/4/94
2. 27 vs. Alabama, 2/27/98
3. 22 vs. Vanderbilt, 3/6/92
4. 21 vs. Alabama, 2/24/99
5. 19 vs. Mississippi, 3/6/03
19 vs. LSU, 2/26/98

Free Throw Percentage (Min. 10 FTA)

1. .941 (16-17) vs. Vanderbilt, 3/2/00
2. .857 (12-14) vs. Mississippi, 3/3/05
3. .789 (15-19) vs. LSU, 2/26/98
4. .765 (13-17) vs. Mississippi State, 3/7/03
5. .737 (14-19) vs. Mississippi, 3/6/03

Rebounds

1. 46 vs. Florida, 3/6/08
2. 45 vs. Mississippi, 3/3/05
3. 44 vs. Vanderbilt, 3/6/92
4. 43 vs. Auburn, 3/2/06
5. 42 vs. Auburn, 3/1/07
42 vs. Mississippi, 3/6/03

Offensive Rebounds

1. 22 vs. Arkansas, 3/3/95
2. 21 vs. Florida, 3/6/08
21 vs. Alabama, 2/27/98
4. 19 vs. Auburn, 3/1/07
19 vs. Auburn, 3/2/06
19 Vanderbilt, 3/6/92

Defensive Rebounds

1. 35 vs. Mississippi, 3/3/05
2. 30 vs. Mississippi, 3/6/03
3. 27 vs. LSU, 2/26/98
27 vs. Kentucky, 3/4/94
5. 25 vs. Florida, 3/6/08
25 vs. Vanderbilt, 3/6/92

Assists

1. 22 vs. Tennessee, 3/2/07
2. 19 vs. Mississippi, 3/6/03
19 vs. Alabama, 2/24/99
4. 18 vs. LSU, 2/26/98
5. 17 vs. Mississippi State, 3/7/03
17 vs. Mississippi, 3/1/01



Gamecock Basketball

Blocked Shots

1. 9 vs. Mississippi, 3/3/05
2. 7 vs. Auburn, 3/2/06
3. 6 vs. Tennessee, 3/2/07
- 6 vs. Auburn, 3/1/07
5. 5 vs. Florida, 3/6/08

Steals

1. 13 vs. Tennessee, 3/2/07
2. 12 vs. Vanderbilt, 3/2/00
3. 11 vs. Mississippi State, 3/7/03
4. 9 vs. Alabama, 2/24/99
5. 8 vs. Auburn, 3/1/07
- 8 vs. Alabama, 2/27/98
- 8 vs. LSU, 2/26/98

Opponent Individual

Points

1. 26 Stacey Reed, Kentucky, 3/4/94
2. 25 DeWanna Bonner, Auburn, 3/2/06
3. 24 Dominique Canty, Alabama, 2/24/99
4. 23 Lewis, Arkansas, 3/1/02
- 23 Murriel Page, Florida, 3/1/96

Field Goals Made

1. 10 Murriel Page, Florida, 3/1/96
2. 9 DeWanna Bonner, Auburn, 3/2/06
3. 8 Depree Bowden, Florida, 3/6/08
- 8 Sidney Spencer, Tennessee, 3/2/07
- 8 Tan White, Mississippi State, 3/7/03
- 8 Lewis, Arkansas, 3/1/02
- 8 Mahogany Hudson, Florida, 3/1/96

Field Goal Attempts

1. 20 Elizabeth Robertson, Mississippi, 3/4/10
- 20 Tan White, Mississippi State, 3/7/03
3. 19 Stacey Reed, Kentucky, 3/4/94
4. 18 DeWanna Bonner, Auburn, 3/2/06
- 18 Genice Terry, Mississippi, 3/6/03
- 18 Murriel Page, Florida, 3/1/96

3-Point Field Goals Made

1. 6 Bianca Thomas, Mississippi, 3/4/10
- 6 Nicole Carruth, Alabama, 2/27/98
3. 5 Depree Bowden, Florida, 3/6/08
- 5 Lewis, Arkansas, 3/1/02
- 5 Jillian Danker, Vanderbilt, 3/2/00

3-Point Field Goal Attempts

1. 14 Elizabeth Robertson, Mississippi, 3/4/10
2. 11 Elizabeth Cansdale, Mississippi, 3/3/05
- 11 Lewis, Arkansas, 3/1/02
4. 8 Genice Terry, Mississippi, 3/6/03
- 8 Becky Myatt, Mississippi, 3/1/01
- 8 Talatha Bingham, Florida, 3/1/96

Free Throws Made

1. 11 Stacey Reed, Kentucky, 3/4/94
2. 10 LaToya Thomas, Mississippi State, 3/7/03
- 10 Christy Smith, Arkansas, 3/3/95
4. 9 Von Kirk, Mississippi, 3/1/01
- 9 Dominique Canty, Alabama, 2/24/99

Free Throw Attempts

1. 19 Armintie Price, Mississippi, 3/3/05
2. 14 LaToya Thomas, Mississippi State, 3/7/03
- 14 Stacey Reed, Kentucky, 3/4/94
4. 13 LaToya Caudle, Alabama, 2/24/99
5. 11 DeWanna Bonner, Auburn, 3/1/07
- 11 Shondra Johnson, Alabama, 2/24/99

Rebounds

1. 17 Clara Jackson, Mississippi, 3/5/93
2. 16 LaToya Caudle, Alabama, 2/24/99
3. 15 LaToya Thomas, Mississippi State, 3/7/03
4. 13 DeWanna Bonner, Auburn, 3/2/06
- 13 Murriel Page, Florida, 3/1/96

Offensive Rebounds

1. 8 Stacey Reed, Kentucky, 3/4/94
2. 6 Armintie Price, Mississippi, 3/3/05
- 6 Blessing Chekwa, Mississippi State, 3/7/03
4. 5 Donnisha Tate, Mississippi State, 3/5/09
- 5 Amber Terrell, Mississippi, 3/3/05
- 5 Christon, Arkansas, 3/1/02
- 5 LaToya Caudle, Alabama, 2/24/99
- 5 Murriel Page, Florida, 3/1/96

Defensive Rebounds

1. 11 DeWanna Bonner, Auburn, 3/2/06
- 11 LaToya Thomas, Mississippi State, 3/7/03
- 11 LaToya Caudle, Alabama, 2/24/99
4. 10 DeLisha Milton, Florida, 3/1/96
5. 8 Chanel Mokango, Mississippi State, 3/5/09
- 8 Joni Crenshaw, Alabama, 2/27/98
- 8 Murriel Page, Florida, 3/1/96
- 8 Stephani Bloomer, Arkansas, 3/3/95

Assists

1. 9 Kayla Melson, Mississippi, 3/4/10
2. 8 Stacey Reed, Kentucky, 3/4/94
3. 7 Depree Bowden, Florida, 3/6/08
- 7 Alexis Hornbuckle, Tennessee, 3/2/07
- 7 A. Wright, Arkansas, 3/1/02

Blocked Shots

1. 5 Chanel Mokango, Mississippi State, 3/5/09
- 5 Candace Parker, Tennessee, 3/2/07
- 5 KeKe Carrier, Auburn, 3/1/07
4. 4 Chantelle Anderson, Vanderbilt, 3/2/00
5. 3 Marita Payne, Auburn, 3/2/06
- 3 LaToya Thomas, Mississippi State, 3/7/06
- 3 LaToya Caudle, Alabama, 2/24/99

Steals

1. 8 Armintie Price, Mississippi, 3/3/05
2. 6 Jade Huntington, Vanderbilt, 3/6/92
3. 5 Mahogany Hudson, Florida, 3/1/96
4. 4 Sidney Spencer, Tennessee, 3/2/07
- 4 DeWanna Bonner, Auburn, 3/1/07



Gamecock Basketball

Opponent Team

Points

- 92 Alabama, 2/27/98
- 83 Kentucky, 3/4/94
- 82 Alabama, 2/25/99
- 81 Tennessee, 3/2/07
- 80 Vanderbilt, 3/2/00
- 80 Arkansas, 3/3/95

Fewest Points

- 49 Mississippi State, 3/5/09
- 53 Mississippi, 3/3/05
- 59 Mississippi, 3/5/93
- 61 LSU, 2/26/98
- 63 Auburn, 3/1/08

Field Goals Made

- 34 Alabama, 2/27/98
- 28 Tennessee, 3/2/07
- 28 Vanderbilt, 3/2/00
- 28 Florida, 3/1/96
- 28 Kentucky, 3/4/94

Field Goal Attempts

- 73 Mississippi State, 3/7/03
- 68 Tennessee, 3/2/07
- 68 Mississippi, 3/3/05
- 68 Kentucky, 3/4/94
- 67 Tennessee, 2/28/97

Field Goal Percentage (Min. 10 FGA)

- .596 (28-47) Vanderbilt, 3/2/00
- .531 (34-64) Alabama, 2/27/98
- .458 (27-59) Georgia, 3/4/04
- .453 (24-53) Arkansas, 3/3/95
- .450 (27-60) Arkansas, 3/1/02

3-Point Field Goals Made

- 13 Alabama, 2/27/98
- 10 Mississippi, 3/4/10
- 9 Florida, 3/6/08
- 9 Mississippi, 3/1/01
- 8 Georgia, 3/4/04

3-Point Field Goal Attempts

- 25 Mississippi, 3/4/10
- 23 Florida, 3/6/08
- 23 Mississippi, 3/3/05
- 22 Alabama, 2/27/98
- 20 Mississippi, 3/1/01

3-Point Field Goal Percentage (Min. 5 3FGA)

- .778 (7-9) Vanderbilt, 3/2/00
- .591 (13-22) Alabama, 2/27/98
- .458 (8-16) Georgia, 3/4/04
- .450 (9-20) Mississippi, 3/1/01
- .400 (10-25) Mississippi, 3/4/10

Free Throws Made

- 32 Alabama, 2/24/99
- 29 Arkansas, 3/3/95
- 23 Auburn, 3/1/07
- 23 Kentucky, 3/4/94
- 22 Mississippi, 3/1/01

Free Throw Attempts

- 48 Alabama, 2/24/99
- 35 Tennessee, 2/28/97
- 33 Arkansas, 3/3/95
- 31 Kentucky, 3/4/94
- 30 Mississippi, 3/1/01

Free Throw Percentage (Min. 10 FTA)

- .917 (11-12) Georgia, 3/4/04
- .879 (29-33) Arkansas, 3/3/95
- .821 (23-28) Auburn, 3/1/07
- .810 (17-21) Vanderbilt, 3/2/00
- .778 (14-18) LSU, 2/26/98

Rebounds

- 56 Mississippi State, 3/7/03
- 55 Tennessee, 2/28/97
- 47 Mississippi, 3/3/05
- 47 Florida, 3/1/96
- 46 Alabama, 2/27/98

Offensive Rebounds

- 25 Mississippi State, 3/7/03
- 24 Tennessee, 2/28/97
- 22 Mississippi, 3/3/05
- 18 Tennessee, 3/2/07
- 18 Georgia, 3/4/04
- 18 Kentucky, 3/4/94

Defensive Rebounds

- 35 Auburn, 3/2/06
- 35 Florida, 3/1/96
- 31 Mississippi, 3/7/03
- 31 Tennessee, 2/28/97
- 33 Alabama, 2/27/98

Assists

- 23 Vanderbilt, 3/2/00
- 20 Florida, 3/6/08
- 18 Florida, 3/1/96
- 17 Arkansas, 3/3/95
- 16 Mississippi, 3/4/10
- 16 Alabama, 2/27/98
- 16 Kentucky, 3/4/94

Blocked Shots

- 7 Auburn, 3/1/07
- 6 Tennessee, 3/2/07
- 6 Auburn, 3/2/06
- 5 Vanderbilt, 3/2/00
- 5 Alabama, 2/24/99

Steals

- 17 Mississippi, 3/3/05
- 14 Tennessee, 3/2/07
- 13 Auburn, 3/1/07
- 13 Vanderbilt, 3/6/92
- 12 Mississippi, 3/6/03
- 12 Tennessee, 2/28/97



Gamecock Basketball

NCAA Tournament Records

South Carolina Individual

Points

1.	31	Beth Hunt vs. Tennessee Tech, 3/15/89
2.	30	Brantley Southers vs. East Carolina, 3/14/82
3.	27	Marsha Williams at Vanderbilt, 3/13/91
4.	24	Brantley Southers vs. Middle Tennessee State, 3/12/86
5.	23	Sheila Foster vs. Kentucky, 3/18/82
	23	Sheila Foster vs. East Carolina, 3/14/82

Field Goals Made

1.	13	Brantley Southers vs. East Carolina, 3/14/82
2.	12	Marsha Williams at Vanderbilt, 3/13/91
3.	11	Beth Hunt vs. Tennessee Tech, 3/15/89
	11	Sheila Foster vs. Kentucky, 3/18/82
5.	10	Sheila Foster vs. East Carolina, 3/14/82

Field Goal Attempts

1.	23	Brantley Southers vs. Middle Tennessee State, 3/12/86
2.	22	Beth Hunt at Northwestern, 3/17/90
3.	20	Marsha Williams at Vanderbilt, 3/13/91
4.	19	Shaunzinski Gortman vs. Duke, 3/25/02
	19	Brantley Southers vs. East Carolina, 3/14/82

Field Goal Percentage (Min. 10 FGA)

1.	.800 (8-10)	Jocelyn Penn at Penn State, 3/25/03
2.	.750 (9-12)	Beth Hunt vs. Bowling Green, 3/14/90
3.	.688 (11-16)	Beth Hunt vs. Tennessee Tech, 3/15/89
4.	.684 (13-19)	Brantley Southers vs. East Carolina, 3/14/82
5.	.667 (8-12)	Schonna Banner at Northwestern, 3/17/90
	.667 (8-12)	Schonna Banner vs. Bowling Green, 3/14/90
	.667 (8-12)	Karen Middleton vs. Bowling Green, 3/14/90

3-Point Field Goals Made (Since 1987-88)

1.	5	Karen Middleton at Northwestern, 3/17/90
2.	4	Karen Middleton vs. Bowling Green, 3/14/90
3.	3	Kelly Morrone vs. Duke, 3/25/02
	3	Kelly Morrone vs. Drake, 3/23/02
	3	Karen Middleton vs. Tennessee Tech, 3/15/89

3-Point Field Goal Attempts (Since 1987-88)

1.	12	Karen Middleton at Vanderbilt, 3/13/91
2.	10	Sarah Burgess vs. Chattanooga, 3/23/03
	10	Kelly Morrone vs. Chattanooga, 3/23/03
4.	8	Karen Middleton vs. Tennessee Tech, 3/15/89
5.	7	Shaunzinski Gortman vs. Cincinnati, 3/18/02
	7	Shaunzinski Gortman vs. Liberty, 3/16/02
	7	Shaunzinski Gortman vs. Drake, 3/23/02
	7	Karen Middleton vs. Bowling Green

3-Point Field Goal Percentage (Min. 5 3FGA)

1.	1.000 (5-5)	Karen Middleton at Northwestern, 3/17/90
2.	.400 (2-5)	Cristina Ciocan at Penn State, 3/25/03
	.400 (2-5)	Kelly Morrone at Penn State, 3/25/03
4.	.375 (3-8)	Karen Middleton vs. Tenn. Tech, 3/15/89
5.	.167 (2-12)	Karen Middleton at Vanderbilt, 3/13/91

Free Throws Made

1.	9	Teresa Geter vs. Cincinnati, 3/18/02
	9	Beth Hunt vs. Tennessee Tech, 3/15/89
3.	8	Martha Parker vs. Alabama, 3/16/88
4.	6	Lisa Diaz vs. Alabama, 3/16/88
	6	Karen Middleton vs. Alabama, 3/16/88
	6	Brantley Southers vs. Middle Tennessee State, 3/12/86

Free Throw Attempts

1.	13	Martha Parker vs. Alabama, 3/16/88
2.	10	Teresa Geter vs. Cincinnati, 3/18/02
	10	Beth Hunt vs. Tennessee Tech, 3/15/89
4.	9	Lisa Diaz vs. Alabama, 3/16/88
	9	Karen Middleton vs. Alabama, 3/16/88

Free Throw Percentage (Min. 7 FTA)

1.	.900 (9-10)	Teresa Geter vs. Cincinnati, 3/18/02
	.900 (9-10)	Beth Hunt vs. Tennessee Tech, 3/15/89
3.	.857 (6-7)	Brantley Southers vs. Kentucky, 3/18/82
4.	.714 (5-7)	Teresa Geter vs. Liberty, 3/16/02
5.	.669 (6-9)	Lisa Diaz vs. Alabama, 3/16/88
	.669 (6-9)	Karen Middleton vs. Alabama, 3/16/88

Rebounds

1.	19	Sheila Foster vs. Kentucky, 3/18/82
	19	Sheila Foster vs. East Carolina, 3/14/82
	19	Brantley Southers vs. East Carolina, 3/14/82
4.	18	Sharon Gilmore vs. Middle Tennessee State, 3/12/85
5.	15	Schonna Banner at Northwestern, 3/17/90

Offensive Rebounds (Since 1987-88)

1.	7	Jocelyn Penn vs. Liberty, 3/16/02
	7	Marsha Williams at Vanderbilt, 3/13/91
	7	Schonna Banner at Northwestern, 3/17/90
	7	Beverly Hawkins vs. Alabama, 3/16/88
4.	6	Jocelyn Penn vs. Duke, 3/25/02
	6	Teresa Geter vs. Drake, 3/23/02
	6	Beth Hunt vs. Washington, 3/22/90
	6	Beth Hunt vs. Tennessee Tech, 3/15/89

Defensive Rebounds (Since 1987-88)

1.	15	Sheila Foster vs. Kentucky, 3/18/82
2.	11	Brantley Southers vs. Kentucky, 3/18/82
3.	10	Petra Ujhelyi vs. Chattanooga, 3/23/03
4.	9	Petra Ujhelyi vs. Liberty, 3/16/02
5.	8	Schonna Banner at Northwestern, 3/17/90
	8	Beth Hunt vs. Bowling Green, 3/14/90
	8	Martha Parker vs. Alabama, 3/16/88

Assists (Since 1976-77)

1.	9	Martha Parker vs. Tennessee Tech, 3/15/89
2.	8	Cristina Ciocan vs. Cincinnati, 3/18/02
	8	Lisa Diaz vs. Tennessee Tech, 3/15/89
4.	7	Shaunzinski Gortman vs. Liberty, 3/16/02
5.	6	Cristina Ciocan vs. Drake, 3/23/02
	6	Lori Joyner vs. Bowling Green, 3/14/90
	6	Karen Middleton vs. Bowling Green, 3/14/90
	6	Marsi McAlister vs. Kentucky, 3/18/82
	6	Sharon Rivers vs. Kentucky, 3/18/82



Gamecock Basketball

Blocked Shots (Since 1977-78)

1.	4	Monica Williams vs. Alabama, 3/16/88
	4	Beth Hunt vs. Washington, 3/22/90
3.	3	Schonna Banner vs. Bowling Green, 3/14/90
	3	Beth Hunt vs. Tennessee Tech, 3/15/89
	3	Brantley Southers vs. Kentucky, 3/18/82
	3	Brantley Southers vs. East Carolina, 3/14/82

Steals (Since 1977-78)

1.	6	Jocelyn Penn vs. Drake, 3/23/02
	6	Monica Williams vs. Alabama, 3/16/88
3.	5	Jocelyn Penn at Penn State, 3/25/03
	5	Sarah Burgess vs. Chattanooga, 3/6/03
5.	4	Beth Hunt vs. Washington, 3/22/90
	4	Karen Middleton vs. Bowling Green, 3/14/90
	4	Beth Hunt vs. Tennessee Tech, 3/15/89
	4	Brantley Southers vs. Middle Tennessee State, 3/12/86

South Carolina Team

Most Points

1.	93	vs. Bowling Green, 3/14/90
2.	79	vs. East Carolina, 3/14/82
3.	77	vs. Alabama, 3/16/88
	77	vs. Middle Tennessee State, 3/12/86
5.	76	at Northwestern, 3/17/90

Fewest Points

1.	58	at Texas, 3/20/88
	61	vs. Washington, 3/22/90
3.	64	at Vanderbilt, 3/13/91
4.	67	at Penn State, 3/25/03
5.	68	vs. Chattanooga, 3/23/03
	68	vs. Duke, 3/25/02

Margin of Victory

1.	43 (93-50)	vs. Bowling Green, 3/14/90
2.	25 (79-54)	vs. East Carolina, 3/14/82
3.	19 (75-56)	vs. Cincinnati, 3/18/02
4.	14 (79-65)	vs. Drake, 3/23/02
	14 (77-63)	vs. Alabama, 3/16/88

Margin of Defeat

1.	19 (58-77)	at Texas, 3/20/88
2.	12 (61-73)	vs. Washington, 3/22/90
3.	10 (67-77)	at Penn State, 3/25/03
4.	9 (68-77)	vs. Duke, 3/25/02
	9 (64-73)	at Vanderbilt, 3/13/91

Field Goals Made

1.	36	vs. Bowling Green, 3/14/90
2.	33	vs. East Carolina, 3/14/82
3.	32	at Northwestern, 3/17/90
	32	vs. Middle Tennessee State, 3/12/86
	32	vs. Kentucky, 3/18/82

Field Goal Attempts

1.	70	vs. Middle Tennessee State, 3/12/86
2.	68	vs. Duke, 3/25/02
3.	67	at Northwestern, 3/17/90
	67	vs. Kentucky, 3/18/82
5.	66	vs. Drake, 3/23/02
	66	vs. Cincinnati, 3/18/02
	66	vs. Washington, 3/22/90

Field Goal Percentage (Min. 10 FGA)

1.	.600 (36-60)	vs. Bowling Green, 3/14/90
2.	.579 (33-57)	vs. East Carolina, 3/14/82
3.	.545 (24-44)	vs. Alabama, 3/16/88
4.	.483 (28-58)	vs. Tennessee Tech, 3/15/89
5.	.478 (32-67)	at Northwestern, 3/17/90
	.478 (32-67)	vs. Kentucky, 3/18/82

3-Point Field Goals Made (Since 1987-88)

1.	7	vs. Drake, 3/23/02
	7	vs. Northwestern, 3/17/90
3.	6	at Penn State, 3/25/03
	6	vs. Chattanooga, 3/23/03
5.	5	at Northwestern, 3/17/90

3-Point Field Goal Attempts (Since 1987-88)

1.	28	vs. Chattanooga, 3/23/03
2.	18	at Penn State, 3/25/03
	18	at Vanderbilt, 3/13/91
4.	16	vs. Liberty, 3/16/02
5.	15	vs. Drake, 3/23/02

3-Point Field Goal Percentage (Min. 5 3FGA)

1.	1.000 (5-5)	at Northwestern, 3/17/90
2.	.571 (4-7)	vs. Bowling Green, 3/14/90
3.	.467 (7-15)	vs. Drake, 3/23/02
4.	.400 (4-10)	vs. Duke, 3/25/02
5.	.333 (6-18)	at Penn State, 3/25/03
	.333 (4-12)	vs. Cincinnati, 3/18/02
	.333 (3-9)	vs. Tennessee Tech, 3/15/89

Free Throws Made

1.	28	vs. Alabama, 3/16/88
2.	17	vs. Bowling Green, 3/14/90
3.	15	at Penn State, 3/25/03
4.	14	vs. Chattanooga, 3/23/03
	14	vs. Tennessee Tech, 3/15/89

Free Throw Attempts

1.	45	vs. Alabama, 3/16/88
2.	23	vs. Liberty, 3/16/02
	23	vs. Bowling Green, 3/14/90
4.	22	vs. East Carolina, 3/14/82
5.	20	at Penn State, 3/25/03
	20	vs. Middle Tennessee State, 3/12/86

Free Throw Percentage (Min. 10 FTA)

1.	.824 (14-17)	vs. Tennessee Tech, 3/15/89
2.	.778 (14-18)	vs. Chattanooga, 3/23/03
3.	.765 (13-17)	vs. Cincinnati, 3/18/02
4.	.750 (15-20)	at Penn State, 3/25/03
5.	.739 (17-23)	vs. Bowling Green, 3/14/90



Gamecock Basketball

Rebounds

1.	50	vs. Kentucky, 3/18/82
	50	vs. East Carolina, 3/14/82
3.	48	vs. Middle Tennessee State, 3/12/86
4.	47	vs. Chattanooga, 3/23/03
	47	vs. Liberty, 3/16/02

Offensive Rebounds (Since 1987-88)

1.	21	at Texas, 3/20/88
2.	20	vs. Drake, 3/23/02
3.	19	vs. Liberty, 3/16/02
4.	18	vs. Chattanooga, 3/23/03
	18	vs. Washington, 3/22/90

Defensive Rebounds (Since 1987-88)

1.	37	vs. Kentucky, 3/18/82
2.	35	vs. Bowling Green, 3/14/90
3.	31	vs. Alabama, 3/16/88
4.	30	vs. Cincinnati, 3/18/02
5.	29	vs. Chattanooga, 3/23/03

Assists (Since 1976-77)

1.	23	vs. Bowling Green, 3/14/90
2.	22	vs. Liberty, 3/16/02
	22	vs. Middle Tennessee State, 3/12/86
4.	21	vs. Tennessee Tech, 3/15/89
5.	20	vs. Drake, 3/23/02
	20	vs. East Carolina, 3/14/82

Blocked Shots (Since 1977-78)

1.	8	vs. East Carolina, 3/14/82
2.	7	vs. Alabama, 3/16/88
3.	5	vs. Cincinnati, 3/18/02
4.	4	vs. Tennessee Tech, 3/15/89
	4	vs. Kentucky, 3/18/82

Steals (Since 1977-78)

1.	16	vs. Drake, 3/23/02
2.	13	vs. Bowling Green, 3/14/90
3.	12	vs. Duke, 3/25/02
4.	10	vs. Liberty, 3/16/02
	10	vs. Washington, 3/22/90
	10	vs. Alabama, 3/16/88

Opponent Individual

Points

1.	29	Valerie Still, Kentucky, 3/18/82
2.	27	Kelly Mazzante, Penn State, 3/25/03
3.	24	Alana Beard, Duke, 3/25/02
	24	Wendy Scholtens, Vanderbilt, 3/13/91
5.	23	Angela Brown, Tennessee Tech, 3/15/89

Field Goals Made

1.	12	Valerie Still, Kentucky, 3/18/82
	12	Wendy Scholtens, Vanderbilt, 3/13/91
3.	11	Kelly Mazzante, Penn State, 3/25/03
	11	Angela Brown, Tennessee Tech, 3/15/89
	11	Laura Vaughn, Alabama, 3/16/88

Field Goal Attempts

1.	23	Angela Brown, Tennessee Tech, 3/15/89
	23	Valerie Still, Kentucky, 3/18/82
3.	22	Laura Vaughn, Alabama, 3/16/88
4.	19	Wendy Scholtens, Vanderbilt, 3/13/91
5.	18	Kelly Mazzante, Penn State, 3/25/03
	18	Valerie King, Cincinnati, 3/18/02
	18	Janet Ross, Middle Tennessee State, 3/12/86
	18	Kim Webb, Middle Tennessee State, 3/12/86
	18	Mary Denkler, East Carolina, 3/14/82
	18	Sam Jones, East Carolina, 3/14/82

Field Goal Percentage (Min. 10 FGA)

1.	.818 (9-11)	Carla Bennett, Drake, 3/23/02
2.	.786 (11-14)	Laura Vaughn, Alabama, 3/16/88
3.	.750 (9-12)	Alana Beard, Duke, 3/25/02
4.	.667 (8-12)	Karen Deden, Washington, 3/22/90
5.	.632 (12-19)	Wendy Scholtens, Vanderbilt, 3/13/91

3-Point Field Goals Made (Since 1987-88)

1.	4	Kelly Mazzante, Penn State, 3/25/03
2.	3	Krista Gingrich, Duke, 3/25/02
	3	Erin Richards, Drake, 3/23/02
	3	K.B. Sharp, Cincinnati, 3/18/02
5.	2	Stephanie Schmitz, Drake, 3/23/02
	2	Donna Harris, Vanderbilt, 3/13/91

3-Point Field Goal Attempts (Since 1987-88)

1.	8	Tracey Rutledge, Alabama, 3/12/86
2.	7	Kelly Mazzante, Penn State, 3/25/03
	7	Miranda Warfield, Chattanooga, 3/23/03
	7	Erin Richards, Drake, 3/23/02
	7	Valerie King, Cincinnati, 3/18/02
	7	Donna Harris, Vanderbilt, 3/13/91

3-Point Field Goal Percentage (Min. 5 3FGA)

1.	.600 (3-5)	Krista Gingrich, Duke, 3/25/02
2.	.571 (4-7)	Kelly Mazzante, Penn State, 3/25/03
3.	.500 (3-6)	K.B. Sharp, Cincinnati, 3/18/02
4.	.429 (3-7)	Erin Richards, Drake, 3/23/02
5.	.286 (2-7)	Donna Harris, Vanderbilt, 3/13/91

Free Throws Made

1.	8	Stephanie Walker, Liberty, 3/16/02
2.	7	Monique Currie, Duke, 3/25/02
	7	Donna Harris, Vanderbilt, 3/13/91
	7	Tecca Thompson, Bowling Green, 3/14/90
5.	6	Alana Beard, Duke, 3/25/02

Free Throw Attempts

1.	10	Valerie Still, Kentucky, 3/18/82
2.	9	Stephanie Walker, Liberty, 3/16/02
	9	Loletha Harrison, East Carolina, 3/14/82
4.	8	Alana Beard, Duke, 3/25/02
	8	Monique Currie, Duke, 3/25/02
	8	Donna Harris, Vanderbilt, 3/13/91
	8	Tecca Thompson, Bowling Green, 3/14/90
	8	Tracey Rutledge, Alabama, 3/16/88



Gamecock Basketball

Free Throw Percentage (Min. 7 FTA)

1.	.889 (8-9)	Stephane Walker, Liberty, 3/16/02
2.	.875 (7-8)	Monique Currie, Duke, 3/25/02
	.875 (7-8)	Donna Harris, Vanderbilt, 3/13/91
	.875 (7-8)	Tecca Thompson, Bowling Green, 3/14/90
5.	.857 (6-7)	Julie Powell, Vanderbilt, 3/13/91

Rebounds

1.	16	Wendy Scholtens, Vanderbilt, 3/13/91
2.	13	Valerie Still, Kentucky, 3/18/82
3.	12	Melinda Clayton, Tennessee Tech, 3/15/89
	12	Laura Heard, Alabama, 3/16/88
5.	11	Kay Willbanks, Middle Tennessee State, 3/12/86

Offensive Rebounds (Since 1987-88)

1.	7	Melinda Clayton, Tennessee Tech, 3/15/89
2.	5	Wendy Scholtens, Vanderbilt, 3/13/91
	5	Laura Heard, Alabama, 3/16/88
	5	Valerie Still, Kentucky, 3/18/82
5.	4	Tiffany Patton, Chattanooga, 3/23/03
	4	Jayne Anderson, Drake, 3/23/02
	4	Susan Foreid, Liberty, 3/16/02
	4	Doreatha Conwell, Texas, 3/20/88

Defensive Rebounds (Since 1987-88)

1.	11	Wendy Scholtens, Vanderbilt, 3/13/91
2.	8	Valerie Still, Kentucky, 3/18/82
3.	7	Karen Deden, Washington, 3/22/90
	7	Laura Heard, Alabama, 3/16/88
5.	6	Iciss Tillis, Duke, 3/25/02
	6	Nancy Kennelly, Northwestern, 3/17/90
	6	Angela Brown, Tennessee Tech, 3/15/89

Assists (Since 1976-77)

1.	8	Jess Strom, Penn State, 3/25/03
2.	7	Kim Webb, Middle Tennessee State, 3/12/86
	7	Lori Gross, Middle Tennessee State, 3/12/86
	7	Patty Jo Hedges, Kentucky, 3/18/82
5.	6	Nancy Kennelly, Northwestern, 3/17/90

Blocked Shots (Since 1977-78)

1.	4	Michele Matyasovsky, Duke, 3/25/02
2.	3	Kim Webb, Middle Tennessee State, 3/12/86
	3	Katie Feenstra, Liberty, 3/16/02
4.	2	Carla Bennett, Drake, 3/23/02
	2	Heidi Gillingham, Vanderbilt, 3/13/91
	2	Julie Powell, Vanderbilt, 3/13/91
	2	Traci Thirdgill, Washington, 3/22/90
	2	Ellen Bayer, Texas, 3/20/88

Steals (Since 1977-78)

1.	5	Tanisha Wright, Penn State, 3/25/03
	5	Alana Beard, Duke, 3/25/02
	5	Kim Webb, Middle Tennessee State, 3/12/86
4.	4	Traci Thirdgill, Washington, 3/22/90
	4	Patty Jo Hedges, Kentucky, 3/18/82

Opponent Team

Most Points

1.	78	Middle Tennessee State, 3/12/86
2.	77	Penn State, 3/25/03
	77	Duke, 3/25/02
	77	Tennessee Tech, 3/15/89
	77	Texas, 3/20/88

Fewest Points

1.	50	Bowling Green, 3/14/90
2.	54	Chattanooga, 3/23/03
	54	East Carolina, 3/14/82
4.	56	Cincinnati, 3/18/02
5.	61	Liberty, 3/16/02

Field Goals Made

1.	35	Middle Tennessee State, 3/12/86
2.	34	Tennessee Tech, 3/14/82
3.	33	Kentucky, 3/18/82
4.	32	Washington, 3/22/90
	32	Texas, 3/20/88

Field Goal Attempts

1.	79	Middle Tennessee State, 3/12/86
2.	75	East Carolina, 3/14/82
3.	74	Kentucky, 3/18/82
4.	72	Alabama, 3/16/88
5.	68	Texas, 3/20/88

Field Goal Percentage (Min. 10 FGA)

1.	.542 (32-59)	Washington, 3/22/90
2.	.507 (34-67)	Tennessee Tech, 3/15/89
3.	.500 (30-60)	Penn State, 3/25/03
4.	.483 (28-58)	Duke, 3/25/02
5.	.480 (24-50)	Drake, 3/23/02

3-Point Field Goals Made (Since 1987-88)

1.	8	Cincinnati, 3/18/02
2.	7	Penn State, 3/25/03
3.	6	Drake, 3/23/02
4.	4	Chattanooga, 3/23/03
5.	3	Duke, 3/25/02
	3	Vanderbilt, 3/13/91

3-Point Field Goal Attempts (Since 1987-88)

1.	20	Chattanooga, 3/23/03
2.	19	Cincinnati, 3/18/02
3.	18	Penn State, 3/25/03
	18	Drake, 3/23/02
5.	14	Vanderbilt, 3/13/91

3-Point Field Goal Percentage (Min. 5 3FGA)

1.	.421 (8-19)	Cincinnati, 3/18/02
2.	.389 (7-18)	Penn State, 3/25/03
3.	.333 (6-18)	Drake, 3/23/02
4.	.300 (3-10)	Duke, 3/25/02
5.	.214 (3-14)	Vanderbilt, 3/13/91



Gamecock Basketball

Free Throws Made

1.	18	Duke, 3/25/02
	18	Vanderbilt, 3/13/91
3.	13	Texas, 3/20/88
4.	12	Bowling Green, 3/14/90
	12	East Carolina, 3/14/82

Free Throw Attempts

1.	24	Duke, 3/25/02
	24	Texas, 3/20/88
3.	23	Vanderbilt, 3/13/91
4.	22	East Carolina, 3/14/82
5.	21	Alabama, 3/16/88

Free Throw Percentage (Min. 10 FTA)

1.	.800 (8-10)	Washington, 3/22/90
2.	.786 (11-14)	Drake, 3/23/02
	.786 (11-14)	Northwestern, 3/17/90
4.	.783 (18-23)	Vanderbilt, 3/13/91
5.	.750 (18-24)	Duke, 3/25/02

Rebounds

1.	48	Middle Tennessee State, 3/13/82
2.	44	Liberty, 3/16/02
3.	43	Alabama, 3/16/88
4.	42	Vanderbilt, 3/13/91
5.	40	Tennessee Tech, 3/15/89
	40	East Carolina, 3/14/82

Offensive Rebounds (Since 1987-88)

1.	21	Alabama, 3/16/88
2.	16	Liberty, 3/16/02
	16	Tennessee Tech, 3/15/89
4.	15	Texas, 3/22/88
5.	13	Cincinnati, 3/18/02
	13	Vanderbilt, 3/13/91
	13	Kentucky, 3/18/82

Defensive Rebounds (Since 1987-88)

1.	29	Vanderbilt, 3/13/91
2.	28	Liberty, 3/16/02
3.	27	Washington, 3/22/90
4.	26	Duke, 3/25/02
	26	Cincinnati, 3/18/02

Assists (Since 1976-77)

1.	21	Penn State, 3/25/03
2.	20	Middle Tennessee State, 3/13/91
3.	19	Duke, 3/25/02
4.	17	Kentucky, 3/18/82
5.	16	Chattanooga, 3/23/03
	16	Vanderbilt, 3/13/91

Blocked Shots (Since 1977-78)

1.	9	Duke, 3/25/02
2.	5	Vanderbilt, 3/13/91
3.	4	Middle Tennessee State, 3/12/86
4.	3	Drake, 3/23/02
	3	Liberty, 3/16/02
	3	Washington, 3/22/90
	3	Texas, 3/22/88

Steals (Since 1977-78)

1.	14	Penn State, 3/25/03
	14	Alabama, 3/16/88
3.	13	Texas, 3/20/88
4.	12	Chattanooga, 3/23/03
	12	Kentucky, 3/18/82

