

# History



## Contents

History of the Program .....	146	Hall of Fame Inductees .....	156	Letterwinner Stats .....	163	Series History vs. Opponents.....	187
NCAA Tournament History .....	149	Honor Roll .....	157	Year-by-Year Results .....	176	Games vs. Ranked Opponents.....	193
SEC Tournament History .....	150	All-Time Letterwinners.....	160	Coaching History .....	183	Year-by-Year Stats.....	195
Other Postseason History .....	151	Letterwinners by State .....	161	Series vs. Opponents .....	184	Yearly Leaders .....	205
1,000-Point Scorers.....	152	All-Time Jersey Numbers.....	162	Series vs. Conferences .....	186		

# Gamecock Basketball

## The History of South Carolina Basketball

*From the Roaring '20's to the SEC, the Gamecocks have a storied hoops history*

### Humble Beginnings

While 1974-75 was the first season for women's basketball as an athletic department sponsored-sport at South Carolina, that wasn't the start of women playing basketball on the Carolina campus.

Women's basketball at South Carolina dates back to at least 1922 when women played against each other and against other schools. Co-ed Athletics was the term given to the women's sports teams at the University. In the 1920s, women learned how to play tennis, volleyball and basketball.

In 1923, the South Carolina co-ed basketball team began competing against teams from other schools such as Newberry, the College of Charleston, Columbia High School and Anderson. Nicknamed the "Pullets", the Carolina co-eds put together a 7-6 record and made a road trip to Charleston, an unheard of feat for young women, to play the College of Charleston.

In 1925, the team again made news as it made two notable departures from the customs of former teams at Carolina. The first change was the wearing of regular basketball uniforms with numerals, similar to those used by the men's teams. The second change was even more eye-raising as the Pullets were the first women's team in the state to make out-of state road trips.

The 1925 team compiled a record of 5-7 and made a five-game five-day trip to Virginia to take on the women's basketball teams at Fredericksburg, Westhampton, Farmville and William & Mary.

In the 1930s, the women continued playing basketball but instead of playing against other schools, they were divided by their class (freshmen, sophomores, juniors and seniors) for competition. In 1936, the Women's Athletic Association was organized by the University to encourage athletic competition among women. Comprised of one member of each sorority, dormitory and independent group on campus, the WAA sponsored tournaments for sorority and non-sorority groups as they competed for the Carolina Championship Cup in basketball, tennis and volleyball. These WAA competitions were the beginning of the intramural programs that South Carolina still offers today.

In the 1940s and 1950s, the women's basketball teams were allowed to organize into teams by themselves and after the championships were awarded, the WAA gave public exhibitions in all of the University's Co-Ed sports of basketball, swimming and volleyball. Several sports such as fencing, rifle, archery, badminton, bowling, softball and horseback riding were also added to the instructional activities list during this decade.



*The 1925 South Carolina women's basketball team*

In 1953, the WAA attracted a large membership of women and the Association adopted a "Points System." Similar to a "letterman's club," women were awarded Block C's and stars for their athletic achievements. The intramural basketball continued into the 1960s, and women began to take their basketball, and participating in sports, more seriously.

### The Basis for Today

There have been many moments of success throughout South Carolina women's basketball history. The Gamecocks have won 57.4 percent of their games, a composite 580-429 record over the past 34 seasons, claimed five Metro Conference regular-season championships and three Metro Tournament titles. They have participated in eight NCAA Tournaments, including an Elite Eight appearance in 2002 and two Sweet 16 appearances, and have captured one Women's NIT Championship.

The program has grown from affiliation with the Association of Intercollegiate Athletics for Women (AIAW) to equal membership with the varsity men's programs in the National Collegiate Athletic Association (NCAA).

Women's basketball began competing as a club team in 1967, without a budget or uniforms, facing other college club squads across South Carolina. In 1970, the basketball team (and the volleyball club team) was placed under the Student Affairs Division of the Physical Education department with a small budget. Subsequently, new club teams were added; gymnastics and tennis in 1968; softball in 1971 and swimming in 1972.

In 1973, the women's basketball club team appeared in the Carolina Coliseum for the first time with two games scheduled as preliminaries to men's games. The doubleheader games were a big success with the fans. The South Carolina team was so competitive that the South Carolina Athletics Department took the women's club team under its wing.

Starting in January of 1974, the self-appointed "Carolina Chicks" became a varsity sport at South Carolina with a newly created position, Associate Director of Athletics for Women to lead the way. Selected to head up this new division Helen Timmermans, a professor in South Carolina's School of Health and Physical Education, was selected to head up this new division.

In addition to her administrative role, Timmermans also served as the University's gymnastics coach for the first six seasons of that program's existence. The new Women's Athletics Director had a budget of \$41,000 to spend on her seven varsity sports (basketball, golf, gymnastics, softball, swimming, tennis and volleyball).

When looking for the first basketball coach, Timmermans named the highly successful club coach, Pam Backhaus, for the inaugural position. A member of the Kansas State women's varsity team during her college years, Backhaus was a member of the South Carolina faculty in addition to her coaching duties. Peggy Harden, who had played at South Carolina in the previous four years, assisted Backhaus.

In January 1974, the Carolina Chicks took to the court as official members of the South Carolina Athletics Department. The team finished its inaugural season as State Champions with a 15-7 mark and advanced into the AIAW Regional Playoffs.

During South Carolina's 1974-75 season, the team continued its winning ways under Backhaus with a 18-12 mark, a fourth-place finish in the state tournament and a spot in the AIAW Regional Playoffs. The women's program also enjoyed a boost in the yearly budget up to \$69,000 but lost golf as one of its seven varsity teams.

One of the biggest achievements for the women's athletic program in the 1974-75 season was the designation of the first woman athletic trainer in the state of South Carolina. Cheryl Hitchings, who was working on her master's degree at Carolina, was named as the athletic trainer for all of the women's teams.

The South Carolina basketball team weathered a few changes in 1975-76. Frankie Porter came on board as the head coach, and more importantly, the



# Gamecock Basketball

first scholarships for female student-athletes were awarded during the 1975-76 academic year.

Three women's basketball players were among the 18 women who received scholarship aid for their athletic achievements: Charlene DuBose, Denise Nanney and Martha Suber.

In 1977, Pam Parsons took over the position as the Women's Athletics Director. Under her guidance, the Carolina Chicks would continue their success on the court and change their nickname to the Lady Gamecocks.

In the 1970's, the South Carolina basketball program was led by Katrina Anderson, Nanney, DuBose, Joyce Gilbert, Maureen McCauley and Suber.

The Gamecocks continued their winning ways throughout the 1970's as they put together a 96-59 record, advanced to AIAW Regional Playoffs four consecutive years (1978-81) and won the 1980 regional, defeating Southern California and Northwestern.

After being eliminated from the AIAW Tournament in 1979, South Carolina won the National Women's Invitational Tournament in Amarillo, Texas, with wins over California, Oregon and Drake. The Gamecocks advanced to the Final Four in 1980 before losing to Tennessee in the semifinals and then defeated Louisiana Tech in the consolation game to claim third place.

The Gamecock basketball program advanced from competing as an independent school to membership in the Metro Conference in 1983-84. The team enjoyed eight years as one of the most dominating teams in the eight-team Metro Conference and won 167 games with only 81 defeats. South Carolina captured the Metro regular-season championship in 1986, 1988, 1989, 1990 and 1991 and also won the Metro Tournament championship in 1986, 1988 and 1990. South Carolina advanced to the Metro Tournament finals three other times.

During their tenure in the Metro Conference, the Gamecocks garnered many awards. Three players were named Metro Conference Player of the Year and Metro Tournament MVP during the 1980's; Brantley Southers 1985-86, Martha Parker 1987-88 and 1988-89 and Beth Hunt 1989-90. Head coach Nancy Wilson earned Coach of the Year honors in 1984-85 and 1990-91, while Martha Parker and Schonna Banner received back-to-back Newcomer of the Year awards in 1985-86 and 1986-87, respectively.

The Gamecocks have had six head coaches during their existence; Pam Backhaus, 1974-75 and 1976-77; Frankie Porter, 1975-76, Pam Parsons, 1977-82, Terry Kelly, 1982-84, Nancy Wilson 1985-1997 and current head coach Susan Walvius, who took over on April 28, 1997. Terry Kelly is the only male to have served as a Gamecock head coach.

Nancy Wilson, whose 227-152 record in 13 seasons accounts for Carolina records in both total wins and longevity, led the team to all of its Metro Conference championships. Pam Parsons, 101-43 had the best winning percentage at .701.

While many Gamecock teams have been ranked in either the Associated Press or ESPN/USA Today Polls, nine South Carolina squads have finished among the nation's top 25 in season-ending polls. South Carolina's 1980 AIAW Final Four and WNIT championship team, which compiled a 30-6 record, was ranked fifth in the final poll.

The 2001-02 Gamecock squad, which advanced into the Elite Eight of the NCAA Tournament, finished its season ranked at number six by the ESPN/USA Today poll. After defeating Duke on November 25, 2001, the Gamecocks joined the Associated Press poll for the first South Carolina national ranking in 11 years. That team went on to earn Carolina's first top-10 ranking in 20 years.

Since becoming affiliated with the NCAA in 1981-82, the Gamecocks have qualified for the NCAA Tournament eight times, playing in regionals in 1982, 1986, 1988, 1989, 1990, 1991, 2002 and 2003. In 2001-2002, the team advanced into the Elite Eight before losing the East Region Final to Duke.

On two other occasions, South Carolina advanced to the NCAA Tournament Sweet 16. In 1982, the third-seeded Gamecocks swept through the Midwest Region before running into No. 2 Kentucky in the semifinals.

In 1990, the fifth-seeded Gamecocks enjoyed success in the Mideast Region before being eliminated by top-seed Washington in the semifinals.

## The SEC Era

In 1991, South Carolina joined the Southeastern Conference, the toughest women's basketball conference in the country. The team struggled in early years, but under the watch of Walvius, South Carolina began to make waves in the SEC.

During 2000-01, several Gamecocks were honored by the SEC. Columbia native Teresa Geter was named as the SEC Player of the Week on January 8, 2001, becoming just the third player in South Carolina history to win the weekly honor.

South Carolina placed two players on the All-SEC second team with juniors Shaunzinski Gortman and Geter receiving the honors in 2000-01. It was the sixth time that a South Carolina player had been named to the SEC's postseason squad.

During the 2001-02 season, the Gamecocks made their last year in the Carolina Coliseum a memorable one as the team put together one of the most successful seasons in South Carolina basketball history.

## Carolina's Elite



### Sheila Foster #53 (Retired)

Years Played: 1978-82  
Career Points: 2,266 (16.9 ppg)  
Career Rebounds: 1,427 (10.6 rpg)  
Career Field Goal Percentage: .540

#### Noting Foster

- :: Program's all-time leading scorer and rebounder
- :: University of South Carolina Hall of Fame inductee
- :: Led the team to the 1979 NWIT Championship
- :: Led the Gamecocks to a 30-6 record in 1980, the only 30-win season in school history
- :: Wade Trophy Finalist and All-American in 1980-81 and 1981-82



### Shannon Foster #14 (Retired)

Years Played: 1992-96  
Career Points: 2,230 (20.5 ppg)  
Career Rebounds: 597 (5.5 rpg)  
Career Assists: 467 (4.3 apg)

#### Noting Johnson

- :: The only player in school history to score 20+ ppg in three separate seasons
- :: University of South Carolina Hall of Fame inductee
- :: 1996 All-America honoree and Wade Trophy finalist
- :: Led South Carolina to winning seasons in three of her four years in Columbia



### Katrina Anderson #22

Years Played: 1977-79  
Career Points: 1,454 (20.5 ppg)  
Career Rebounds: 805 (11.3 rpg)  
Career Steals: 184 (2.6 spg)

#### Noting Anderson

- :: First All-America honoree in school history in 1979
- :: University of South Carolina Hall of Fame inductee
- :: Scored a school-record 754 points in 1977-78, then followed that up by scoring 700 points in 1978-99



### Martha Parker #13 (Retired)

Years Played: 1985-89  
Career Points: 1,728 (13.9 ppg)  
Career Rebounds: 728 (5.9 rpg)  
Career Assists: 543 (4.4 apg)

#### Noting Parker

- :: University of South Carolina Hall of Fame inductee
- :: Earned All-America honors in 1987-88 and 1988-89



# Gamecock Basketball

The Gamecocks reminded fans of earlier South Carolina women's basketball teams with a 25-7 record, a national ranking and the first NCAA Tournament appearance in 11 years. South Carolina advanced to the Elite Eight for the first time in school history and came tantalizingly close to advancing to the Final Four. In the final ESPN/USA Today poll, South Carolina was ranked number six in the country.

The team compiled an all-time best 17-1 record in the Carolina Coliseum to conclude its 28-year homecourt run with a 216-88 mark and a .710 winning percentage. On January 17, 2002, South Carolina sold out the Carolina Coliseum (12,401 tickets) for the SEC contest against Tennessee. With 12,168 fans in attendance, it was the largest basketball crowd in the Coliseum all year, men or women.

Walvius earned SEC Coach of the Year honors and was named WBCA/Russell Athletic District 3 Coach of the Year. She was also a finalist for the Naismith College Basketball Coach of the Year award.

Gortman and Jocelyn Penn were both first-team All-SEC selections, marking the first two-player honor in South Carolina history. Gortman also was named to the honorable mention All-America squad. In April of 2002, Gortman was the first SEC player selected in the WNBA Draft as the Charlotte Sting made her the ninth overall pick.

In 2002-03, the Gamecocks enjoyed another stellar season by compiling a 23-8 overall record and finished fifth in the SEC in the team's first year in the Colonial Center. Opening the season with a thrilling victory over Clemson in front of 17,712 fans, the Gamecocks reached the 20-win plateau for the second-consecutive season, finished fifth in the SEC and garnered another invitation to the NCAA Tournament. Rising as high as 12th in the polls, South Carolina ended the season ranked 18th in the ESPN/USA Today Coaches' poll and 16th in the AP poll.

Penn became one of only four South Carolina women to score 1,500+ points, grab 500+ rebounds and make 200+ steals in a career. She moved up to fourth on the all-time Gamecock scoring list and 27th in SEC history with 1,939 points. For her efforts, Penn was a unanimous first-team All-SEC selection by the coaches and AP and was named to the AP All-America second team.

Petra Ujhelyi made her mark on the boards in 2002-03 as she led the SEC in rebounding the entire season with 9.3 boards per game. The senior also set a South Carolina record with 198 defensive rebounds during her senior year.

Penn and Ujhelyi were high picks in the 2003 WNBA Draft as the addition of the duo brought South Carolina's number of women playing professional basketball up to four.

## Carolina's History Makers

Over the years, 26 South Carolina players have scored more than 1,000 points in their career, which ranks second in the Southeastern Conference. The first member of the exclusive club was Denise Nanney, whose career began in the club team era, 1973, and ended with the 1976-77 season. A pioneer in women's collegiate basketball, Nanney accumulated 1,577 points and is still 10th on the all-time list. She also had a school-record 24 rebounds in one game. The latest player to top the 1,000 career point plateau was Columbia native Lauren Simms, who finished her career in 2007 with 1,104 points.

A trio of members of the 2001-02 team, Shaunzinski Gortman, Jocelyn Penn and Cristina Ciocan also reached the milestone. Gortman finished her four-year career as the 13th all-time leading scorer in South Carolina history with 1,367 points. With her 566 rebounds, Gortman is also one of only 16 women's basketball players at South Carolina to score 1,000+ points and grab 500+ rebounds.

Jocelyn Penn joined the list of greats during her junior year (2001-02). During her senior year, Penn broke South Carolina's single-game scoring record with 51 points against Stetson. The Conyers, Ga., native moved up to fourth place on the list of Gamecock scoring leaders with 1,939 points during her career. Penn also became the SEC and South Carolina's career leader in steals with 359.

Ciocan, who re-wrote South Carolina's assists records, finished her career in 2004 with 1,013 points.

South Carolina's all-time leading scorer, and perhaps greatest player, was Sheila Foster, a 6-1 center who, like Nanney, was from Spartanburg. Foster (1978-82) scored 2,266 points in 134 career games and claimed a school-record 1,427 rebounds.

Foster was a second team All-America choice by *Women's Basketball News Service* in 1982, a two-time finalist for the Wade Trophy, which is awarded to the nation's best woman basketball player, and played several years of professional basketball in Europe. Foster still holds the top spots in career scoring, rebounding, games played, games started and minutes played.

Katrina Anderson was South Carolina's first women's basketball All-American. She played two seasons at Anderson Junior College before enrolling at South Carolina, where she won All-America honors in both 1978 and 1979. After graduation, Anderson served for a time as women's basketball coach at Lander University.

Beth Hunt, a 6-2 forward from Garden City, had the highest career scoring average for the Gamecocks. She first attended the University of Maryland where she was ACC Freshman of the Year. At South Carolina, she averaged 19.7 points per game in 1988-89 and 22.7 in 1989-90 but skipped her senior season to play professional basketball in Europe.

The three highest single-season averages are owned by Shannon Johnson, a guard currently of the WNBA's Detroit Shock. After averaging just 9.6 points per game as a freshman, Johnson steadily improved to 23.5 in 1993-94, 23.9 in 1994-95, and 24.7 in 1995-96. Her 2,230 points are topped only by Sheila Foster's 2,266, and they are the only Gamecocks to score more than 2,000 career points. Johnson was a second-team *College Sports* All-American, a third-team selection by the Associated Press and a finalist for the Wade Trophy in 1996. She played on the gold medal team in the 2004 Athens Olympics and in the 1983 USA Olympic Festival.

The school record for most points in a game was broken during the 2002-03 season by Jocelyn Penn, who dropped in 51 points on Stetson on January 4, 2003. Only one month earlier, Penn tied the school mark of 50, which was set by Johnson in 1996. Penn and Johnson own the top six scoring games in Gamecock history.

One of the best all-around athletes to play for South Carolina in the late 1990's was Annie Lester (1996-2000). Playing just about every position for South Carolina, Lester often faced much taller opponents in the paint but was still a dominant rebounder. A versatile athlete, Lester finished her four-year career in the top 15 in many categories, including scoring (1,488 points, 12th), rebounds (785, 10th) and steals (215, 6th).

Well-known to South Carolina fans, Lester quickly made news in the SEC as she became the first Gamecock named to the All-SEC Freshman Team in 1996. As a sophomore, Lester was named to the All-SEC second team after leading South Carolina in scoring, rebounding, steals and free throw percentage. During her third season, she passed the 1,000-point plateau and the 500 rebound mark. As a senior, she helped pave the way for her younger sister, Jocelyn Penn, as they became one of only three sister tandems to play at the same time at South Carolina.



The Gamecocks won five Metro Conference titles.



## NCAA Tournament Appearances

**2003 No. 5 Seed in East Region :: Second Round**  
**Head Coach:** Susan Walvius :: **Final record:** 23-8 overall; 9-5 SEC

Date	Opponent	Result	Score	Site
3/23/03	vs. No. 12 Chattanooga	W	68-54	State College, Pa.
3/25/03	at No. 4 Penn State	L	67-77	State College, Pa.

**2002 No. 3 Seed in East Region :: Regional Final**  
**Head Coach:** Susan Walvius :: **Final record:** 25-7 overall; 10-4 SEC

Date	Opponent	Result	Score	Site
3/16/02	No. 14 Liberty	W	69-61	Columbia, S.C.
3/18/02	No. 6 Cincinnati	W	75-56	Columbia, S.C.
3/23/02	vs. No. 7 Drake	W	79-65	Raleigh, N.C.
3/25/02	vs. No. 1 Duke	L	68-77	Raleigh, N.C.

**1991 No. 7 Seed in Mideast Region\* :: First Round**  
**Head Coach:** Nancy Wilson :: **Final record:** 22-9 overall; 12-2 Metro

Date	Opponent	Result	Score	Site
3/13/91	at No. 10 Vanderbilt	L	64-73	Nashville, Tenn.

**1990 No. 5 Seed in Mideast Region\* :: Third Round**  
**Head Coach:** Nancy Wilson :: **Final record:** 24-9 overall; 13-1 Metro

Date	Opponent	Result	Score	Site
3/14/90	No. 12 Bowling Green	W	93-50	Columbia, S.C.
3/17/90	at No. 4 Northwestern	W	76-67	Evanston, Ill.
3/22/90	vs. No. 1 Washington	L	61-73	Iowa City, Iowa

**1989 No. 6 Seed in Midwest Region\* :: First Round**  
**Head Coach:** Nancy Wilson :: **Final record:** 23-7 overall; 10-2 Metro

Date	Opponent	Result	Score	Site
3/15/89	No. 11 Tenn. Tech	L	73-77	Columbia, S.C.

**1988 No. 8 Seed in Midwest Region# :: Second Round**  
**Head Coach:** Nancy Wilson :: **Final record:** 23-11 overall; 10-2 Metro

Date	Opponent	Result	Score	Site
3/16/88	No. 9 Alabama	W	77-63	Columbia, S.C.
3/20/88	at No. 1 Texas	L	58-77	Austin, Texas

**1986 No. 7 Seed in Mideast Region# :: First Round**  
**Head Coach:** Nancy Wilson :: **Final record:** 19-11 overall; 9-1 Metro

Date	Opponent	Result	Score	Site
3/12/86	No. 10 Middle Tennessee State	L	77-78 (OT)	Columbia, S.C.

**1982 No. 3 in Midwest Region# :: Second Round**  
**Head Coach:** Terry Kelly :: **Final record:** 23-8 overall

Date	Opponent	Result	Score	Site
3/14/82	No. 6 East Carolina	W	79-54	Columbia, S.C.
3/18/82	vs. No. 2 Kentucky	L	69-73	Ruston, La.

# Field of 40 teams

\* Field of 48 teams

Opponents listed with regional seed, not national ranking

## NCAA Tournament Series History

**Alabama (1-0)**  
 3/16/88 W 77-63

**Bowling Green (1-0)**  
 3/14/90 W 93-50

**Chattanooga (1-0)**  
 3/23/03 W 68-54

**Cincinnati (1-0)**  
 3/18/02 W 75-56

**Drake (1-0)**  
 3/23/02 W 79-65

**Duke (0-1)**  
 3/25/02 L 68-77

**East Carolina (1-0)**  
 3/14/82 W 79-54

**Kentucky (0-1)**  
 3/18/82 L 69-73

**Liberty (1-0)**  
 3/16/02 W 69-61

**Middle Tennessee St. (0-1)**  
 3/12/86 L 77-78 (OT)

**Northwestern (1-0)**  
 3/17/90 W 76-67

**Penn State (0-1)**  
 3/25/03 L 67-77

**Tennessee Tech (0-1)**  
 3/15/89 L 73-77

**Texas (0-1)**  
 3/20/88 L 58-77

**Vanderbilt (0-1)**  
 3/13/91 L 64-73

**Washington (0-1)**  
 3/22/90 L 61-73



# Gamecock Basketball

## SEC Tournament Appearances

### 2009 No. 11 Seed :: First Round :: North Little Rock, Ark.

3/5/09 No. 6 Mississippi State L 39-49

### 2008 No. 10 Seed :: First Round :: Nashville, Tenn.

3/6/08 No. 7 Florida L 57-71

### 2007 No. 8 Seed :: Second Round :: Duluth, Ga.

3/1/08 No. 9 Auburn W 65-63

3/2/08 No. 1 Tennessee L 63-81

### 2006 No. 7 Seed :: First Round :: Little Rock, Ark.

3/2/06 No. 10 Auburn L 48-64

### 2005 No. 12 Seed :: First Round :: Greenville, S.C.

3/3/05 No. 5 Mississippi L 50-53

### 2004 No. 12 Seed :: First Round :: Nashville, Tenn.

3/6/04 No. 5 Georgia L 42-73

### 2003 No. 5 Seed :: Second Round :: Little Rock, Ark.

3/6/03 No. 12 Mississippi W 79-64

3/7/03 No. 4 Mississippi State L 75-79

### 2002 No. 2 Seed :: Second Round :: Nashville, Tenn.

3/1/02 No. 7 Arkansas L 61-79

### 2001 No. 6 Seed :: First Round :: Memphis, Tenn.

3/1/01 No. 11 Mississippi L 68-75

### 2000 No. 11 Seed :: First Round :: Chattanooga, Tenn.

3/2/00 No. 6 Vanderbilt L 58-80

### 1999 No. 12 Seed :: First Round :: Chattanooga, Tenn.

2/25/99 No. 5 Alabama L 71-82

### 1998 No. 11 Seed :: Second Round :: Columbus, Ga.

2/26/98 No. 6 LSU W 76-61

2/27/98 No. 3 Alabama L 72-92

### 1997 No. 12 Seed :: First Round :: Chattanooga, Tenn.

2/28/97 No. 5 Tennessee L 45-78

### 1996 No. 11 Seed :: First Round :: Chattanooga, Tenn.

3/1/96 No. 6 Florida L 48-65

### 1995 No. 10 Seed :: First Round :: Chattanooga, Tenn.

3/3/95 No. 4 Arkansas L 70-80

### 1994 No. 10 Seed :: First Round :: Chattanooga, Tenn.

3/4/94 No. 7 Kentucky L 80-83

### 1993 No. 7 Seed :: First Round :: Chattanooga, Tenn.

3/5/93 No. 10 Mississippi L 57-59

### 1992 No. 12 Seed :: First Round :: Albany, Ga.

3/6/92 No. 4 Vanderbilt L 47-58

Opponents listed with tournament seed, not national ranking

## SEC Tournament Series History

### Alabama (0-2)

2/27/98 L 72-92

2/25/99 L 71-82

### Arkansas (0-2)

3/3/95 L 70-80

3/1/02 L 61-79

### Auburn (1-1)

3/2/06 L 48-64

3/1/07 W 65-63

### Florida (0-2)

3/1/96 L 48-65

3/6/08 L 57-71

### Georgia (0-1)

3/6/04 L 42-73

### Kentucky (0-1)

3/4/94 L 80-83

### LSU (1-0)

2/26/98 W 76-61

### Mississippi (1-3)

3/5/93 L 57-59

3/1/01 L 68-75

3/6/03 W 79-64

3/3/05 L 50-53

### Mississippi State (0-2)

3/7/03 L 75-79

3/5/09 L 39-49

### Tennessee (0-2)

2/28/97 L 45-78

3/2/07 L 63-81

### Vanderbilt (0-2)

3/6/92 L 47-58

3/2/00 L 58-80



# Gamecock Basketball

## Other Postseason Tournament History

### Women's NIT

#### 2007-08 (Columbia, S.C./Raleigh, N.C.)

3/21	North Carolina A&T	W	102-74
3/24	at NC State	L	69-72

#### 2006-07 (Columbia, S.C.)

3/18	Hartford	W	81-40
3/21	Hofstra	L	64-59
	First-Round Bye		

#### 2005-06 (Cincinnati, Ohio)

3/17	Xavier	L	70-65 (OT)
------	--------	---	------------

#### 1978-79 (Amarillo, Texas) \* 1979 NWIT CHAMPIONS \*

3/15	California	W	62-51
3/16	Oregon	W	84-63
3/17	Drake	W	74-71

### AAIAW Tournament

#### 1977-78 Playoffs (Aiken, S.C.)

3/2	College of Charleston	W	84-80
-----	-----------------------	---	-------

#### 1977-78 Region 2 Tournament (Chapel Hill, N.C.)

3/9	NC State	L	77-52
3/10	Memphis	W	82-80
3/11	East Carolina	W	77-70

#### 1978-79 Region 2 Tournament (Knoxville, Tenn.)

3/8	Morehead State	W	70-64
3/9	Tennessee	L	76-64
3/11	NC State	L	67-64

#### 1979-80 Region 2 Tournament (Columbia, S.C.)

3/12	Southern California	W	70-60
3/16	Northwestern	L	61-54
3/17	Stephen F. Austin	W	63-56
3/21	Tennessee	L	75-72
3/23	Louisiana Tech	W	77-69

(Defeated Louisiana Tech in the consolation game for third place.)

#### 1980-81 Region 2 Tournament (Clemson, S.C.)

3/10	Clemson	W	81-64
------	---------	---	-------

#### 1980-81 Region 2 Tournament (Norfolk, Va.)

3/13	Old Dominion	L	73-71
3/14	Kentucky	L	87-69

### SCAIAW Tournament

#### 1976-77 State Tournament

3/3	Erskine	W	73-71
3/4	Francis Marion	L	65-61

#### 1977-78 State Tournament (Clemson, S.C.)

2/23	Benedict	W	74-44
2/24	Francis Marion	W	68-64 (OT)
2/25	College of Charleston	W	85-81

#### 1978-79 Championship (Spartanburg, S.C.)

3/7	Clemson	W	75-74
-----	---------	---	-------

#### 1979-80 Championship (Florence, S.C.)

3/1	Clemson	W	89-55
-----	---------	---	-------

### Metro Conference Tournament

#### 1983-84 • Cincinnati, Ohio

South Carolina 74, Tulane 64  
 Memphis State 64, South Carolina 60  
 Virginia Tech 89, South Carolina 76

#### 1984-85 • Hattiesburg, Miss.

South Carolina 76, Tulane 66  
 Southern Mississippi 87, South Carolina 80

#### 1985-86 • Columbia, S.C.

*\*1986 METRO CHAMPIONS\* (Regular Season & Tournament)*

South Carolina 67, Virginia Tech 54  
 South Carolina 61, Cincinnati 48

#### 1986-87 • Blacksburg, Va.

South Carolina 77, Cincinnati 46  
 South Carolina 59, Virginia Tech 55  
 Southern Mississippi 68, South Carolina 66

#### 1987-88 • Tallahassee, Fla

*\*1988 METRO CHAMPIONS\* (Regular Season & Tournament)*

South Carolina 86, Southern Mississippi 77 (OT)  
 South Carolina 81, Memphis State 70

#### 1988-89 • Memphis, Tenn.

*\*1989 METRO CHAMPIONS\* (Regular Season & Tournament)*

South Carolina 63, Cincinnati 60  
 South Carolina 92, Southern Mississippi 65

#### 1989-90 • Cincinnati, Ohio

*\*1990 METRO CHAMPIONS\* (Regular Season)*

South Carolina 71, Tulane 62  
 South Carolina 80, Louisville 60  
 Southern Mississippi 95, South Carolina 88 (2OT)

#### 1990-91 • Louisville, Ky.

*\*1991 METRO CHAMPIONS\* (Regular Season)*

South Carolina 80, Tulane 44  
 South Carolina 70, Southern Mississippi 59  
 Florida State 54, South Carolina 53



The 1987-88 Gamecocks were Metro Conference Tournament and regular-season champs.







# Gamecock Basketball




## Evelyn Johnson :: Guard :: Lansing, Mich. :: 1,620 Career Points

	GP	GS	Min	Avg	FG	FGA	Pct	3FG	FGA	Pct	FT	FTA	Pct	Off	Def	Tot	Avg	PF	FO	A	TO	Blk	Stl	Pts	Avg
1979-80	36				199	402	.495				69	109	.633			187	5.2	95	3	62	83	9	58	467	13.0
1980-81	30	30	912	30.4	200	418	.480				93	125	.744			178	5.9	94	6	76	102	13	49	493	16.7
1981-82	31	31	886	28.6	187	378	.495				50	71	.704			157	5.1	81	1	83	93	20	67	424	13.7
1982-83	16	11	259	16.2	88	192	.458				60	90	.667			106	6.6	56	4	22	41	7	17	236	14.8
Career	113				674	1390	.485				272	395	.689			628	5.6	326	14	319	319	49	181	1620	14.3



## Marsha Williams :: Center :: Moncks Corner, S.C. :: 1,585 Career Points

	GP	GS	Min	Avg	FG	FGA	Pct	3FG	FGA	Pct	FT	FTA	Pct	Off	Def	Tot	Avg	PF	FO	A	TO	Blk	Stl	Pts	Avg
1989-90	33	0	430	13.0	57	131	.435	0	0	—	42	65	.646	65	87	152	4.6	84	3	3	43	6	11	156	4.7
1990-91	31	30	947	30.5	209	440	.475	0	0	—	87	128	.680	126	177	303	9.8	95	4	24	85	19	17	505	16.3
1991-92	28	28	924	33.0	236	508	.465	0	0	—	126	200	.630	133	182	315	11.3	79	3	21	94	17	26	598	21.4
1992-93	24	22	771	32.1	131	310	.423	0	0	—	64	120	.533	103	153	256	10.7	60	2	14	72	16	26	326	13.6
Career	116	80	3072	26.5	633	1389	.456	0	0	—	319	513	.622	427	599	1026	8.8	318	12	62	294	58	80	1585	13.7



## Sharon Gilmore :: Center :: Graniteville, S.C. :: 1,511 Career Points

	GP	GS	Min	Avg	FG	FGA	Pct	3FG	FGA	Pct	FT	FTA	Pct	Off	Def	Tot	Avg	PF	FO	A	TO	Blk	Stl	Pts	Avg
1982-83	28	28	876	31.3	184	317	.580				57	91	.626			232	8.3	103	7	13	88	29	31	425	15.2
1983-84	30	28	807	26.9	154	338	.456				92	133	.692			215	7.2	92	2	26	68	34	32	400	13.3
1984-85	22	19	584	26.5	119	215	.553				38	66	.576			169	7.7	78	3	13	59	18	37	258	11.7
1985-86	30	30	808	31.5	189	368	.514				50	94	.532			266	8.9	102	6	11	62	20	41	428	14.3
Career	110	105	3075	28.0	646	1238	.522				237	384	.617			882	8.0	375	18	63	277	101	141	1511	13.7



## Annie Lester :: Forward :: Norcross, Ga. :: 1,488 Career Points

	GP	GS	Min	Avg	FG	FGA	Pct	3FG	FGA	Pct	FT	FTA	Pct	Off	Def	Tot	Avg	PF	FO	A	TO	Blk	Stl	Pts	Avg
1996-97	27	18	623	23.1	103	222	.464	0	0	—	36	50	.720	65	115	180	6.7	68	2	6	23	12	43	242	9.0
1997-98	28	28	862	30.8	190	424	.448	0	1	.000	115	148	.777	108	139	247	8.8	103	8	21	46	1	76	495	17.7
1998-99	27	27	797	29.5	156	346	.451	5	31	.161	80	115	.696	100	113	213	7.9	100	9	21	57	5	53	397	14.7
1999-00	28	23	728	26.0	126	258	.488	0	3	.000	102	142	.718	75	70	145	5.2	73	4	27	50	1	43	354	12.6
Career	110	96	3010	27.4	575	1250	.460	5	35	.143	333	455	.732	348	437	785	7.1	344	23	75	176	19	215	1488	13.5



## Katrina Anderson :: Center :: Timmonsville, S.C. :: 1,454 Career Points

	GP	GS	Min	Avg	FG	FGA	Pct	3FG	FGA	Pct	FT	FTA	Pct	Off	Def	Tot	Avg	PF	FO	A	TO	Blk	Stl	Pts	Avg
1977-78	34	34			306	544	.563				142	242	.587			434	12.8	105	3	41	98	23	58	754	22.2
1978-79	37				283	540	.524				134	195	.687			371	10.0					29	126	700	18.9
Career	71				589	1084	.543				276	437	.632			805	11.3					52	184	1454	20.5



## Denise Nanney :: Forward :: Spartanburg, S.C. :: 1,388 Career Points

	GP	GS	Min	Avg	FG	FGA	Pct	3FG	FGA	Pct	FT	FTA	Pct	Off	Def	Tot	Avg	PF	FO	A	TO	Blk	Stl	Pts	Avg
1974-75	30				220	492	.447				87	123	.707			361	12.0	90						527	17.6
1975-76	22				164	340	.482				63	94	.670			267	12.1							391	17.8
1976-77	26				217	527	.412				36	69	.522			249	9.4	86	3	26				470	18.1
Career	78				601	1359	.442				186	286	.650			877	11.2							1388	17.8



## Shaunzinski Gortman :: Guard :: Columbia, S.C. :: 1,367 Career Points

	GP	GS	Min	Avg	FG	FGA	Pct	3FG	FGA	Pct	FT	FTA	Pct	Off	Def	Tot	Avg	PF	FO	A	TO	Blk	Stl	Pts	Avg
1998-99	27	25	745	27.6	118	314	.376	12	56	.214	53	90	.589	57	80	137	5.1	88	6	61	104	4	47	301	11.1
1999-00	20	20	578	28.9	116	248	.468	13	34	.382	51	85	.600	25	87	112	5.6	63	2	84	108	18	51	296	14.8
2000-01	27	26	843	31.2	112	293	.382	34	105	.324	40	57	.702	32	106	138	5.1	73	2	80	98	10	52	298	11.0
2001-02	31	29	982	31.7	176	414	.425	52	143	.364	68	102	.667	56	133	189	6.1	73	2	93	89	7	62	472	15.2
Career	105	100	3148	30.0	522	1269	.411	111	338	.328	212	334	.635	170	406	576	5.5	297	12	318	399	39	212	1367	13.0





# Gamecock Basketball



## Jean Walling :: Center :: Barnwell, S.C. :: 1,063 Career Points

	GP	GS	Min	Avg	FG	FGA	Pct	3FG	FGA	Pct	FT	FTA	Pct	Off	Def	Tot	Avg	PF	FO	A	TO	Blk	Stl	Pts	Avg
1977-78	34	24			162	330	.491				39	64	.609			302	8.9	63	0	55	99	31	46	363	10.7
1978-79	37				191	388	.492				84	123	.683			269	7.3							466	12.6
1979-80	36				98	217	.452				38	49	.776			183	5.1	73	1	53	35	12	28	234	6.5
Career	107				451	935	.482				161	236	.682			754	7.0							1063	10.0



## Monica Williams :: Forward :: Heath Springs, S.C. :: 1,057 Career Points

	GP	GS	Min	Avg	FG	FGA	Pct	3FG	FGA	Pct	FT	FTA	Pct	Off	Def	Tot	Avg	PF	FO	A	TO	Blk	Stl	Pts	Avg
1983-84	30	1	468	15.6	59	133	.444				21	36	.583			89	2.9	55	1	28	43	9	34	139	4.6
1984-85	28	14	714	25.5	123	251	.490				23	40	.575			106	3.8	85	3	43	55	12	42	269	9.6
1985-86	6	6	184	30.7	27	53	.509				7	10	.700			39	6.5	19	1	16	19	1	10	61	10.2
1986-87	30	30	963	32.1	129	326	.396				55	72	.764			173	5.8	89	4	116	90	13	65	313	10.4
1987-88	32	30	899	28.1	113	268	.422	0	8	.000	49	65	.754	64	106	170	5.3	82	1	94	78	16	62	275	8.6
Career	126	81	3228	25.6	451	1031	.437	0	8	.000	155	223	.695			577	4.6	330	10	297	285	51	213	1057	8.4



## Rita Johnson :: Guard :: St. Matthews, S.C. :: 1,056 Career Points

	GP	GS	Min	Avg	FG	FGA	Pct	3FG	FGA	Pct	FT	FTA	Pct	Off	Def	Tot	Avg	PF	FO	A	TO	Blk	Stl	Pts	Avg
1977-78	33	7			75	201	.373				20	37	.541			43	1.3	84	4	38	79	2	54	170	5.2
1978-79	31				106	212	.500				56	83	.674			45	1.5							268	8.6
1979-80	36				113	250	.452				46	76	.605			50	1.4	96	2	119	79	2	89	272	7.6
1980-81	30	23	670	22.3	134	265	.506				78	97	.804			58	1.9	64	1	75	73	1	88	346	11.6
Career	130				428	928	.461				200	293	.683			196	1.5							1056	8.1



## Cristina Ciocan :: Guard :: Budapest, Hungary :: 1,013 Career Points

	GP	GS	Min	Avg	FG	FGA	Pct	3FG	FGA	Pct	FT	FTA	Pct	Off	Def	Tot	Avg	PF	FO	A	TO	Blk	Stl	Pts	Avg
2000-01	28	18	556	19.9	31	83	.373	2	15	.133	9	16	.563	12	47	59	2.1	56	2	81	78	7	39	73	2.6
2001-02	30	29	852	28.4	80	192	.417	17	40	.425	25	46	.543	16	51	67	2.2	77	1	185	102	5	68	202	6.7
2002-03	31	31	1038	33.5	161	375	.429	42	129	.326	57	74	.770	34	100	134	4.3	88	5	207	138	6	74	421	13.6
2003-04	27	26	893	33.1	127	316	.402	36	110	.327	27	40	.675	40	98	138	5.1	69	0	142	133	7	46	317	11.7
Career	116	104	3339	28.8	399	966	.413	97	294	.330	118	176	.670	102	296	398	3.4	290	8	615	451	25	227	1013	8.7



## Christi Timmons :: Forward :: Pigeon Forge, Tenn. :: 1,002 Career Points

	GP	GS	Min	Avg	FG	FGA	Pct	3FG	FGA	Pct	FT	FTA	Pct	Off	Def	Tot	Avg	PF	FO	A	TO	Blk	Stl	Pts	Avg
1991-92	28	28	932	33.3	107	299	.358	84	241	.349	28	37	.757	10	71	81	2.9	50	1	102	104	11	60	326	11.6
1992-93	26	15	532	20.5	46	146	.315	30	111	.270	12	14	.857	10	28	38	1.5	35	1	39	38	7	41	134	5.2
1993-94	26	2	724	27.8	100	288	.347	79	244	.324	19	27	.704	29	75	104	4.0	64	2	60	45	9	42	298	11.5
1994-95	27	27	874	32.4	90	281	.320	46	198	.232	18	38	.474	33	83	116	4.3	65	4	84	56	9	61	244	9.0
Career	107	72	3062	28.6	343	1014	.338	239	794	.301	77	116	.664	82	257	339	3.2	214	8	285	243	36	204	1002	9.4



# Gamecock Basketball

## University of South Carolina Hall of Fame Inductees



### **Katrina Anderson (1978-79)**

Katrina Anderson played only two years at South Carolina, but went down in history as the Gamecocks' first women's basketball All-American when she received the honor in 1978-79. Anderson averaged 22.2 points per game in 1977-78 and came back to average 18.9 points per game in 1978-79. She remains the school record holder for points scored in a single season, as she scored 754 in 1977-78. She also holds the single-season school record for free throws attempted, rebounds, rebounding average and steals. Her career average of 20.5 points per game ranks as

the second highest in school history.

Anderson scored as many as 41 points in a single game and collected as many as 22 rebounds in a single game. To this day, her single-season marks for minutes played (1,267), points scored (754), scoring average (22.2), field goals made (306), field goals attempted (544), field goal percentage (.563), free throws made (142), free throws attempted (242), rebounds (436), rebounding average (12.8) and steals (126) still rank among the top 10 in school history.



### **Sheila Foster (1979-82)**

A 6-foot-1 center/forward, Sheila Foster rewrote the South Carolina women's record book during her career at USC, and many of her records still stand today. The school's all-time leading scorer with 2,266 points, Foster established herself as one of the dominant power forwards in collegiate basketball. The Spartanburg native started every game during her four years. In addition, Foster holds the distinction of being the Gamecocks' all-time leading rebounder with 1,427 rebounds. During her four years, Foster averaged 16.9 points and 10.6 rebounds per game. As a senior, she

averaged her career high of 20.2 points and 10.9 boards per game.

In 1982, she became the first Gamecock woman to have her jersey number retired, and, in 1993, she was the first female athlete to be inducted into the University of South Carolina Athletic Hall of Fame. On April 26, 2001, Foster was inducted into the South Carolina Hall of Fame.

Foster currently resides in Moore, S.C., near Spartanburg, with her daughter, India, and son, Stacey Jr. Foster works as the living support specialist at the Charles Lea Center.



### **Martha Parker (1986-89)**


A 5-foot-9 forward/guard, Martha Parker averaged 13.9 points and 5.9 rebounds per game and ranks sixth on the all-time South Carolina scoring list with 1,728 career points. Parker earned All-America honors from the American Women's Sports Federation in 1986-87 and was a Women's Basketball News Service All-America honoree in 1987-88 and 1988-89. Parker is second on South Carolina's all-time steals list with 284. Parker started all but two games during her South Carolina career.

In addition to her accomplishments on the court, Parker garnered numerous awards for her

academic success as well. Parker was a member of the GTE Academic All-America Team in her last two years and was honored with the Baden Post-Graduate Scholarship in 1989.

During the 1999-2000 season, the SEC honored Dr. Martha Parker-Hester as USC's Female Entrepreneur of the Year at the 2000 SEC Tournament.

She and husband, Dr. Martin Hester, have a daughter, Corrie, and a son, Seth. A graduate of the USC Medical School, Parker is now in private family practice in Columbia with her husband.



### **Shannon Johnson (1993-96)**

A 5-foot-7 guard from Hartsville, S.C., Shannon Johnson is South Carolina's second-leading scorer of all time with 2,230 career points, and is the only Gamecock ever to average more than 20 points per game for three consecutive seasons, as she averaged 23.5 points per game in her sophomore year, 23.9 points per game as a junior and a school-record 24.7 points per game as a senior. Her career average of 20.4 points per game is also a school record by a wide margin. A three-time All-SEC performer, Johnson earned All-America recognition from the Associated

Press in 1995-96 and was a finalist for the Wade Trophy.

Johnson was the starting point guard for Team USA at the 2004 Olympics in Athens, Greece, leading the squad to an undefeated run to the gold medal.

A WNBA All-Star in 1999, 2000, 2002 and 2003, Johnson was an All-WNBA selection in 1999 and 2000 and was one of 30 players nominated for a spot on the WNBA's All-Decade Team in 2006.



# Gamecock Basketball

## Honor Roll

### National Player of the Year

#### Naismith Finalist

Shannon Johnson	1996
Jocelyn Penn	2003

#### Wade Trophy Finalist

Sheila Foster	1981
Sheila Foster	1982
Shannon Johnson	1996
Jocelyn Penn	2003

### All-America Teams

#### Associated Press

Shannon Johnson	1995-96, 3rd team
Jocelyn Penn	2002-03, 2nd team

#### Basketball Times

Marsha Williams	1991-92, Honorable Mention
-----------------	----------------------------

#### College Sports

Shannon Johnson	1995-96, 2nd team
-----------------	-------------------

#### Kodak

Beth Hunt	1989-90, Honorable Mention
Shannon Johnson	1995-96, Honorable Mention
Shaunzinski Gortman	2001-02, Honorable Mention

### Senior CLAS

Jocelyn Penn	2002-03, 1st team
--------------	-------------------

### Womenscollegehoops.com

Jocelyn Penn	2002-03, Honorable Mention
--------------	----------------------------

### WBCA College All-Star Team

Shannon Johnson	1996, Finalist
Shaunzinski Gortman	2002
Jocelyn Penn	2003

### Women's Basketball News Service

Sheila Foster	1981-82, 2nd team
Renee Najarian	1984-85, 4th team
Mindy Ballou	1983-84, 4th team
Brantley Southers	1983-84, 1st team
Mindy Ballou	1984-85, 3rd team
Brantley Southers	1984-85, 4th team
Mindy Ballou	1985-86, 3rd team
Brantley Southers	1985-86, 2nd team
Schonna Banner	1988-89, Honorable Mention
Martha Parker	1987-88, 2nd team
Martha Parker	1988-89, 1st team
Marsha Williams	1991-92, 2nd team
Marsha Williams	1992-93, 2nd team
Shannon Johnson	1995-96, 2nd team

### American Women's Sports Federation

Katrina Anderson	1978-79
Sheila Foster	1980-81
Sheila Foster	1981-82
Brantley Southers	1984-85
Brantley Southers	1985-86
Mindy Ballou	1985-86
Martha Parker	1986-87
Beth Hunt	1989-90

### Women's Basketball News Freshman All-America

Brantley Southers	1981-82, 2nd team
Sharon Gilmore	1982-83
Renee Najarian	1983-84
Martha Parker	1985-86, 3rd team
Schonna Banner	1986-87
Karen Middleton	1987-88, Honorable Mention
Angel Henderson	1988-89, 2nd team
Christi Timmons	1991-92, 3rd team


### American Women's Sports Federation Freshman All-American

Brantley Southers	1981-82
Sharon Gilmore	1982-83
Martha Parker	1985-86

### All-District / All-Region

#### Kodak All-District III

Brantley Southers	1984-85
Brantley Southers	1985-86
Beth Hunt	1988-89
Beth Hunt	1989-90



*Katrina Anderson (1977-79) became the first Gamecock All-American when the American Women's Sports Federation tabbed her such after the 1978-79 season*



# Gamecock Basketball

## SEC Honors (1991-92 to Present)

### All-Conference

Marsha Williams	1991-92, 1st team
Marsha Williams	1992-93, 1st team
Shannon Johnson	1993-94, 1st team
Shannon Johnson	1994-95, 1st team
Shannon Johnson	1995-96, 1st team
Nikki Miars	1996-97, 2nd team
Annie Lester	1997-98, 2nd team
Annie Lester	1998-99, 2nd team
Shaunzinski Gortman	2001-02, 1st team
Jocelyn Penn	2001-02, 1st team
Jocelyn Penn	2002-03, 1st team
Melanie Johnson	2005-06, 2nd team
Demetress Adams	2007-08, 2nd team

### All-Freshman Team

Annie Lester	1996-97
Lauren Simms	2003-04
Demetress Adams	2005-06
La'Keisha Sutton	2008-09

### Coach of the Year

Susan Walvius	2001-02
---------------	---------

### Community Service Team (First Known As Good Works Team)

Lisa Williams	1998-99
Casie Key	1999-00
Shannon Segres	2000-01
Shannon Segres	2001-02
Kelly Morrone	2002-03
Lauren Simms	2003-04
Lauren Simms	2004-05
Shannel Harris	2005-06
Brionna Dickerson	2006-07
Brionna Dickerson	2007-08
Demetress Adams	2008-09

### Post-Graduate Scholarship

Nicki Bass	1994
Brionna Dickerson	2009

### Entrepreneur Award

Dr. Martha Parker	1999-00
-------------------	---------

## State Honors

### Female Amateur Athlete of the Year

Brantley Southers	1986
Martha Parker	1989
Marsha Williams	1991
Shannon Johnson	1995
Jocelyn Penn	2002

### Female Pro Athlete of the Year

Shannon Johnson	1999
-----------------	------

### South Carolina Association of Sportswriters & Broadcasters

#### Player of the Year

Brantley Southers	1984-85
Brantley Southers	1985-86
Martha Parker	1988-89

## Academic Honors

### Baden Post-Graduate Scholarship

Martha Parker	1989
---------------	------

### GTE Academic All-American

Martha Parker	1988-89 3rd team
---------------	------------------

### GTE District III Academic All-American

Karen Middleton	1988-89
Karen Middleton	1989-90
Martha Parker	1987-88
Martha Parker	1988-89
Nicki Bass	1993-94
Brionna Dickerson	2008-09

### NCAA Women's Enhancement Program Post-Graduate Scholarship

Treka McMillian	1992
-----------------	------

### SEC Academic Honor Roll

Nicki Bass	1991-92
Treka McMillian	1991-92
Wendy Moss	1991-92
Nicki Bass	1992-93
Wendy Moss	1992-93
Nicki Bass	1993-94
Wendy Moss	1993-94
Cindy Kelly	1996-97
Audrey Ramsey	1996-97
Lisa Williams	1996-97
Shanta Jeffcoat	1997-98
Lisa Williams	1997-98
Shanta Jeffcoat	1998-99
Casie Key	1998-99
Lisa Williams	1998-99
Crishna Hill	1999-00
Shanta Jeffcoat	1999-00
Casie Key	1999-00
Shannon Segres	1999-00
Crishna Hill	2000-01
Kelly Morrone	2000-01
Shannon Segres	2000-01
Crishna Hill	2001-02
Linda Höglund	2001-02
Kelly Morrone	2001-02
Shannon Segres	2001-02
Petra Ujhleyi	2001-02
Linda Höglund	2002-03
Kelly Morrone	2002-03
Petra Ujhleyi	2002-03
Sarah Burgess	2003-04
Lea Fabbri	2003-04
Olga Gritsaeva	2003-04
Shannel Harris	2003-04
Larissa Kulcsar	2003-04
Kelly Morrone	2003-04
Lauren Simms	2003-04
Iva Sliskovic	2003-04
Lea Fabbri	2004-05
Olga Gritsaeva	2004-05
Shannel Harris	2004-05
Larissa Kulcsar	2004-05
Lauren Simms	2004-05
Iva Sliskovic	2004-05
Lakesha Tolliver	2004-05



# Gamecock Basketball

Ilona Burgrova	2005-06
Lea Fabbri	2005-06
Brionna Dickerson	2005-06
Olga Gritsaeva	2005-06
Shannel Harris	2005-06
Larissa Kulcsar	2005-06
Lauren Simms	2005-06
Iva Sliskovic	2005-06
Lakesha Tolliver	2005-06
Demetress Adams	2006-07
Stacy Booker	2006-07
Ilona Burgrova	2006-07
Brionna Dickerson	2006-07
Lea Fabbri	2006-07
Shannel Harris	2006-07
Larissa Kulcsar	2006-07
Lauren Simms	2006-07
Iva Sliskovic	2006-07
Lakesha Tolliver	2006-07
Demetress Adams	2007-08
Ilona Burgrova	2007-08
Brionna Dickerson	2007-08
Lakesha Tolliver	2007-08
Demetress Adams	2008-09
Brionna Dickerson	2008-09
Jewel May	2008-09
Courtney Newton	2008-09

## USA Basketball Participation

### Olympic Team

Shannon Johnson	2004, Gold Medal
Dawn Staley, Asst. Coach	2008, Gold Medal

### Robert Williams Jones Cup Team

Shannon Johnson	1995, Bronze Medal
Shannon Johnson	1996, Gold Medal

### National Team

Beth Hunt	1990
Dawn Staley, Asst. Coach	2008

### Select Team

Nancy Wilson, Asst. Coach	1990
---------------------------	------

### U19 FIBA World Championship

Kelsey Bone	2009, Gold Medal
-------------	------------------

### Olympic Festival

Shannon Johnson	1993, Gold Medal
-----------------	------------------

### USA World Junior Olympic Team

Nancy Wilson, Head Coach	1992
--------------------------	------

### National Sports Festival Games

Brantley Southers	1982
Sharon Gilmore	1983
Nancy Wilson, Head Coach	1985

### World University Games

Sheila Foster	1981
Beth Hunt	1989
Shannon Johnson	1997
Nancy Wilson, Asst. Coach	1991

## Metro Conference Honors (1983-84 through 1990-91)

### Player of the Year

Brantley Southers	1985-86
Martha Parker	1987-88
Martha Parker	1988-89
Beth Hunt	1989-90

### All-Metro Team

Brantley Southers	1983-84
Brantley Southers	1984-85
Mindy Ballou	1985-86
Sharon Gilmore	1985-86
Brantley Southers	1985-86
Martha Parker	1986-87
Schonna Banner	1987-88
Martha Parker	1987-88
Schonna Banner	1988-89
Beth Hunt	1988-89
Schonna Banner	1989-90
Beth Hunt	1989-90
Karen Middleton	1989-90
Karen Middleton	1990-91
Marsha Williams	1990-91

### Newcomer of the Year

Martha Parker	1985-86
Schonna Banner	1986-87

### All-Freshman Team

Marsha Williams	1989-90
-----------------	---------

### Coach of the Year

Nancy Wilson	1984-85
Nancy Wilson	1990-91

### Tournament MVP

Brantley Southers	1986
Martha Parker	1988
Beth Hunt	1989

### All-Tournament

Brantley Southers	1984
Brantley Southers	1985
Mindy Ballou	1986
Brantley Southers	1986
Schonna Banner	1987
Martha Parker	1987
Schonna Banner	1989
Beth Hunt	1989
Schonna Banner	1990
Beth Hunt	1990
Karen Middleton	1990
Karen Middleton	1991

## Postseason Tournament Honors

### All-East Region Team

Shaunzinski Gortman	2002
Jocelyn Penn	2002

### NWIT All-American Team

Katrina Anderson	1979
Cheryl Autry	1979

# Gamecock Basketball

## All-Time Letterwinners

*Italics indicates player on 2009-10 roster*

### • A •

Demetress Adams ..... 2005-09  
 Pam Adams ..... 1977-78  
 Ines Ajanovic ..... 1998-02  
 Philicia Allen ..... 1980-82  
 Nihan Anaz ..... 2000-01  
 Katrina Anderson ..... 1977-79  
 Cindy Attaway ..... 1975-76  
 Cheryl Autry ..... 1978-80

### • B •

Mindy Ballou ..... 1982-86  
 Schonna Banner ..... 1986-90  
 Nicki Bass ..... 1990-94  
 Shannon Belcher ..... 1983-84  
 Darcel Bell ..... 1977-78  
 Ashlie Billingslea ..... 2007-08  
 Stacy Booker ..... 2003-07  
 Tina Buck ..... 1981-82  
 Sarah Burgess ..... 2002-05  
 Ilona Burgrova ..... 2004-08  
 Ruthann Burgun ..... 1977-78

### • C •

Brit Canty ..... 1991-94  
 Donna Carr ..... 1995-98  
 Maryann Chibbaro ..... 1979-80  
 Cristina Ciocan ..... 2000-04  
 Dawn Clark ..... 1977-78  
 Liz Conklin ..... 1976-77  
 Edith Cook ..... 1976-77  
 Tasha Cook ..... 2000-01

### • D •

Sherry David ..... 1987-91  
 Melissa Dean ..... 1974-75  
 Lisa Diaz ..... 1986-90  
 Brionna Dickerson ..... 2005-09  
 Medina Dixon ..... 1981-82  
 Charlene DuBose ..... 1974-76  
 Pat Dufficy ..... 1979-82  
 Dixie Duncan ..... 1976-77

### • F •

Lea Fabbri ..... 2003-07  
*Lauren Falobun ..... 2007-present*  
 Sheila Foster ..... 1978-82  
 Lorraine Frazier ..... 1986-88  
 Colleen Frost ..... 1982-85  
 Natalie Funderburk ..... 1992-96

### • G •

Ann Gardner ..... 1987-91  
 Teresa Geter ..... 2000-02  
 Joyce Gilbert ..... 1976-78  
 Sharon Gilmore ..... 1982-86  
 Laura Glass ..... 1984-88  
 Peggy Glass ..... 1984-88  
 Heather Godfrey ..... 1994-98  
 Shaunzinski Gortman ..... 1998-02  
 Evie Griffith ..... 1974-75

Olga Gritsaeva ..... 2002-06  
 Erica Gullett ..... 1992-94

### • H •

Sara Hadwin ..... 1996-98  
 Peggy Harden ..... 1974-75  
 Shannel Harris ..... 2003-07  
 Tammy Harvey ..... 1983-87  
 Beverly Hawkins ..... 1987-91  
 Martha Hendrix ..... 1974-75  
 Trese Hickey ..... 1995-96  
 Crishna Hill ..... 1998-02  
 Linda Höglund ..... 1999-03  
 Liz Holland ..... 1981-82  
 Viktoria Hollosy ..... 1999-01  
 Natalie Howard ..... 1987-88  
 Beth Hunt ..... 1988-90  
 Angela Hunter ..... 2004-06

### • J •

Cynthia Jacobs ..... 1978-80  
 Betsy James ..... 1976-77  
 Shanta Jeffcoat ..... 1996-00  
 Evelyn Johnson ..... 1979-83  
 Koretha Johnson ..... 2002-03  
 Melanie Johnson ..... 2004-07  
 Rita Johnson ..... 1977-81  
 Shannon Johnson ..... 1992-96  
 Cissie Jones ..... 1974-75  
 Ebony Jones ..... 2004-08  
 Jordan Jones ..... 2007-08  
 Lori Joyner ..... 1988-93

### • K •

Cindy Kelly ..... 1992-96  
*Samone Kennedy ..... 2007-present*  
 Lynette Keppeler ..... 1996-97  
 Nona Kerr ..... 1974-75  
 Casie Key ..... 1996-00  
 Larissa Kulcsar ..... 2003-07

### • L •

Rachell Lee ..... 1996-98  
 Annie Lester ..... 1996-00  
 Elin Lewis ..... 1997-98  
 Mary Jo Lorello ..... 1977-78  
 Gwen Lynch ..... 1982-85

### • M •

Lisa Malichi ..... 1982-83  
 Sue Martin ..... 1976-77  
*Jewel May ..... 2007-present*  
 Amy McAlister ..... 1983-86  
 Marsi McAlister ..... 1981-85  
 Maureen McCauley ..... 1974-77  
 Robbie McCrary ..... 1975-76  
 Malinda McDaniel ..... 1992-94  
 Treka McMillian ..... 1988-92  
 Nikki Miars ..... 1995-99  
 Karen Middleton ..... 1987-91  
 Kelly Morrone ..... 1999-04

Wendy Moss ..... 1990-94  
 Michelle Murray ..... 1989-93  
 Melanie Murry ..... 2000-02

### • N •

Renee Najarian ..... 1983-85  
 Mona Nance ..... 1981-82  
 Denise Nanney ..... 1974-77  
*Courtney Newton ..... 2007-present*

### • O •

Jaima Oxley ..... 1977-78

### • P •

C.J. Pace ..... 2007-09  
 Karen Pappas ..... 1974-76  
 Becky Parker ..... 1979-83  
 Martha Parker ..... 1985-89  
 Tracey Parker ..... 1987-89  
 Ann Pasky ..... 1974-75  
 Brenda Paulk ..... 1975-77  
 Jasmine Payne ..... 2007-08  
 Jocelyn Penn ..... 1998-03  
 Betsy Platte ..... 1976-78  
 Andrea Plemons ..... 1999-00

### • R •

Dawn Raab ..... 1984-88  
 Audrey Ramsey ..... 1994-98  
 Jenny Randall ..... 1991-95  
 Candi Rawl ..... 1981-82  
 Cindy Rawl ..... 1979-82  
 Vania Redd ..... 2001-03  
 Tonisha Reese ..... 2001-03  
 Pam Reeves ..... 1980-82  
 Chris Ricken ..... 1975-77  
 Sharon Rivers ..... 1979-83  
 Kasia Roszak ..... 2002-04  
 Lori Rowe ..... 1984-85

### • S •

Betsy Scott ..... 1974-78  
 Shannon Segres ..... 1998-02  
 Sue Shue ..... 1977-78  
 Lauren Simms ..... 2003-07  
 Iva Sliskovic ..... 2003-07  
 Brantley Southers ..... 1981-86  
 Tina Spell ..... 1974-75  
*Charenee Stephens ..... 2008-present*  
 Paula Stewart ..... 1976-77  
 Daniela Strohm ..... 2000-01  
 Martha Suber ..... 1974-76  
*La'Keisha Sutton ..... 2008-present*  
 Ildiko Szakacs ..... 2000-01

### • T •

Miranda Tate ..... 2008-09  
 Dissy Thompson ..... 1982-84  
 Tenna Thompson ..... 1994-96  
 Christi Timmons ..... 1991-95  
 Lakesha Tolliver ..... 2003-08

Tatyana Troina ..... 2000-02

### • U •

Petra Ujhelyi ..... 2000-03

### • W •

Candy Walker ..... 1975-78  
 Sally Walker ..... 1975-76  
 Jean Walling ..... 1977-80  
 Amy Wells ..... 1995-96  
 Krysti Wheaton ..... 1982-83  
 Sada Wheeler ..... 2008  
 Zenovia White ..... 1996-98  
 Beth Wiggins ..... 1974-75  
 Shayla Wilkins ..... 1990-94  
 Lisa Williams ..... 1995-99  
 Marsha Williams ..... 1989-93  
 Monica Williams ..... 1983-88  
 Natalie Williams ..... 1986-87  
 Tonia Williams ..... 2008-09  
 Janice Wolfe ..... 1975-77  
 Teresa Woods ..... 1974-75  
 Suzanne Woolston ..... 1978-80  
 Paula Workman ..... 1974-76

### • Z •

Kellindra Zackery ..... 2006-07

## All-Time Assistant Coaches

Tonya Alleyne ..... 1997-1999  
 Ed Baldwin ..... 2003-2005  
 Suzanne Barbre ..... 1982-83  
*Lisa Boyer ..... 2008-present*  
 Al Brown ..... 2003-04  
 Karen Brown ..... 1979-80  
 Jimmy DeShazo ..... 1997-2001  
 Jill Dunn ..... 1994-97  
 Maria Fantanarosa ..... 1994-97  
 Ken Griffin ..... 2005-07  
 Rosie Jones-Hall ..... 1989-94  
 Nessie Harris .. 1986-89; 1995-97  
 Linda Hill-MacDonald .....  
 2000-03; 2004-05  
 Tammy Holder .....  
 1984-88; 1999-2000, 2005-08  
 Ronald Hughey ..... 2007-08  
 Terry Kelly .... 1981 (for 7 games)  
 Michelle Marciniak ..... 2003-08  
*Nikki McCray ..... 2008-present*  
*Carla McGhee ..... 2008-present*  
 Karen Middleton ..... 1992-94  
 Sheila Moorman ..... 1977-78  
 Shell Robinson-Dailey... 1999-03  
 Debbie Taylor ..... 1997-1999  
 Barbara Thaxton ..... 1994  
 Heidi VanDerveer ..... 1988-94





# Gamecock Basketball

## All-Time Letterwinners by State

### South Carolina (60)

Demetress Adams ..... Bishopville  
 Pam Adams ..... Marietta  
 Katrina Anderson ..... Timmonsville  
 Darcel Bell ..... Aiken  
 Britanna Canty ..... Myrtle Beach  
 Tasha Cook ..... Orangeburg  
 Sherry David ..... Bennettsville  
 Lisa Diaz ..... Columbia  
 Brionna Dickerson ..... Columbia  
 Charlene DuBose ..... Darlington  
 Sheila Foster ..... Boiling Springs  
 Lorraine Frazier ..... Mt. Pleasant  
 Natalie Funderburk ..... Camden  
 Ann Gardner ..... Clover  
 Teresa Geter ..... Columbia  
 Sharon Gilmore ..... Graniteville  
 Shaunzinski Gortman ..... Columbia  
 Sara Hadwin ..... Columbia  
 Beverly Hawkins ..... Duncan  
 Angel Henderson ..... Inman  
 Crishna Hill ..... Greenville  
 Beth Hunt ..... Garden City  
 Angela Hunter ..... Columbia  
 Shanta Jeffcoat ..... Swansea  
 Koretha Johnson ..... Myrtle Beach  
 Melanie Johnson ..... Barnwell  
 Pam Johnson ..... Hopkins  
 Rita Johnson ..... St. Matthews  
 Shannon Johnson ..... Hartsville  
 Ebony Jones ..... Aiken  
 Lori Joyner ..... Hampton  
 Casie Key ..... Aiken  
 Lisa Malichi ..... Bennettsville  
 Pat Mason ..... Winnsboro  
 Amy McAlister ..... Columbia  
 Marsi McAlister ..... Columbia  
 Malinda McDaniel ..... Hartsville  
 Karen Middleton ..... McBee  
 Michelle Murray ..... Columbia  
 Melanie Murry ..... Columbia  
 Jaima Oxley ..... Columbia  
 Karen Pappas ..... Columbia  
 Becky Parker ..... Columbia  
 Martha Parker ..... Columbia  
 Tracey Parker ..... Manning  
 Dawn Raab ..... Irmo  
 Cindy Rawl ..... Lexington  
 Vania Redd ..... W. Columbia  
 Tonisha Reese ..... Hopkins  
 Sharon Rivers ..... Florence  
 Betsy Scott ..... Johnston  
 Lauren Simms ..... Columbia  
 Brantley Southers ..... Columbia  
 Martha Suber ..... Whitmire  
 Tenna Thompson ..... Chester  
 Lakesha Tolliver ..... Columbia  
 Candace Walker ..... Columbia  
 Jean Walling ..... Columbia  
 Shayla Wilkins ..... Gaffney  
 Marsha Williams ..... Moncks Corner

Monica Williams ..... Heath Springs  
 Suzanne Woolston ..... Columbia

### Florida (9)

Philicia Allen ..... Okeechobee  
 Nicki Bass ..... Newberry  
 Laura Glass ..... Longwood  
 Peggy Glass ..... Longwood  
 Natalie Howard ..... Jacksonville  
 Cynthia Jacobs ..... Orlando  
 Mona Nance ..... Ft. Lauderdale  
 Zenovia White ..... Campbellton  
 Natalie Williams ..... Jacksonville

### North Carolina (8)

Mindy Ballou ..... Morehead City  
 Schonna Banner ..... Lenoir  
 Donna Carr ..... Salisbury  
 Heather Godfrey ..... Statesville  
 Cindy Kelly ..... Sanford  
 Gwen Lynch ..... Raleigh  
 Treka McMillian ..... Chadbourn  
 Audrey Ramsey ..... Wendell

### Georgia (18)

Cheryl Autry ..... Rome  
 Ashlie Billingslea ..... Stone Mtn.  
 Stacy Booker ..... Lawrenceville  
 Tina Buck ..... Atlanta  
*Lauren Falohun* ..... Atlanta  
 Shannel Harris ..... Lawrenceville  
 Jordan Jones ..... Suwanee  
 Annie Lester ..... Norcross  
*Jewel May* ..... Conyers  
 Wendy Moss ..... Blairesville  
*Courtney Newton* ..... Flowery Branch  
 C.J. Pace ..... Snellville  
 Jocelyn Penn ..... Conyers  
 Pam Reeves ..... Rome  
*Charenee Stephens* ..... Decatur  
 Amy Wells ..... Mableton  
 Sada Wheeler ..... Gainesville  
 Tonia Williams ..... Warner Robins

### New York (4)

Dawn Clark ..... Liverpool  
 Mary Jo Lorello ..... Massapequa  
 Kelly Morrone ..... Syracuse  
 Betsy Platte ..... Little Neck

### Ohio (4)

Sarah Burgess ..... Brook Park  
 Lynette Keppeler ..... Edgerton  
 Nikki Miars ..... St. Mary's  
 Frani Washington ..... Toledo

### Pennsylvania (4)

Dana Boyle ..... York  
 Ruthann Burgun ..... Jeannette  
 Tammy Harvey ..... Pittsburgh  
 Sue Martin ..... Warren

### New Jersey (4)

Maryann Chibbaro ..... N. Brunswick  
 Sue Shue ..... Cherry Hill  
*La'Keisha Sutton* ..... Trenton  
 Kellindra Zackery ..... Newark

### Tennessee (3)

Trese Hickey ..... Cleveland  
 Andrea Plemons ..... Maryville  
 Christi Timmons ..... Pigeon Forge

### Virginia (3)

Joyce Gilbert ..... Woodbridge  
 Shannon Segres ..... Dale City  
 Dissy Thompson ..... Fairfax

### Alabama (2)

*Samone Kennedy* ..... Birmingham  
 Erica Gullett ..... Mobile

### Illinois (3)

Rachell Lee ..... E. St. Louis  
*Miranda Tate* ..... Bolingbrook  
 Michelle Thomas ..... Park Forest South

### Indiana (2)

Krysti Wheaton ..... Gary  
 Lisa Williams ..... Carmel

### Kentucky (2)

Shannon Belcher ..... Madisonville  
 Jenny Randall ..... Mt. Sterling

### Massachusetts (2)

Medina Dixon ..... Boston  
 Renee Najarian ..... Wakefield

### Connecticut (1)

Pat Dufficy ..... Trumbull

### Maryland (1)

Lori Rowe ..... Hagerstown

### Michigan (1)

Evelyn Johnson ..... Lansing

### Minnesota (1)

Colleen Frost ..... New York Mills

### Mississippi (1)

Jasmine Payne ..... Bay Springs

### • International •

#### Hungary (3)

Viktoria Hollosy ..... Budapest  
 Ildiko Szakacs ..... Pecs  
 Petra Ujhelyi ..... Budapest

#### Croatia (2)

Lea Fabbri ..... New Zagreb  
 Iva Sliskovic ..... Zagreb

#### Belarus (1)

Tatyana Troina ..... Minsk

#### Czech Republic (1)

Ilona Burgrova ..... Hradec Kralove

#### Germany (1)

Daniela Strohm ..... Wuppertal

#### Poland (1)

Kasia Roszak ..... Szamotuly

#### Romania (1)

Cristina Ciocan ..... Bucharest  
 Larissa Kulcsar ..... Cluj

#### Russia (1)

Olga Gritsaeva ..... St. Petersburg

#### Sweden (1)


Linda Höglund ..... Stockholm

#### Turkey (1)

Nihan Anaz ..... Istanbul

#### Yugoslavia (1)

Ines Ajanovic ..... Belgrade



# Gamecock Basketball

## All-Time Jersey Numbers



Beth Hunt  
Sue Martin  
Petra Ujhelyi



Nihan Anaz  
Andrea Plemons



Stacy Booker  
Vania Redd



*Lauren Falobun*  
Koretha Johnson  
Amy McAlister  
Tracey Parker



Lori Joyner  
*Samone Kennedy*  
Melanie Murry



Ines Ajanovic  
Ashlie Billingslea  
Lea Fabbri  
Pam Reeves



Pam Adams  
Cheryl Autry  
Tina Buck  
Natalie Howard  
Kelly Morrone  
C.J. Pace  
Lori Rowe  
Natalie Williams



Nikki Bass  
Joyce Gilbert  
Shannel Harris  
Crishna Hill  
Dawn Raab  
*La'Keisha Sutton*



Sarah Burgess  
Tasha Cook  
Charlene DuBose  
Sara Hadwin  
Crishna Hill  
Rita Johnson  
Michelle Murray  
Tonisha Reese  
Brantley Southers  
*Charenee Stephens*



**Martha Parker**  
Sharon Rivers



Larraine Frazier  
Olga Gritsaeva  
**Shannon Johnson**  
Marsi McAlister  
Betsy Platte  
Iva Sliskovic  
Ildiko Szakacs



Philicia Allen  
Ilona Burgrova  
Cristina Ciocan  
Malinda McDaniel



Olga Gritsaeva  
Karen Middleton  
Jasmine Payne  
Martha Suber  
Christi Timmons  
Candace Walker  
Krysti Wheaton



Dawn Clark  
Laura Glass  
Lori Herl  
Viktoria Hollosy  
Pat Mason  
Tonisha Reese  
Miranda Tate  
Dissy Thompson



Katrina Anderson  
Angela Hunter  
*Courtney Newton*  
Lisa Williams  
Monica Williams



Dana Boyle  
Brionna Dickerson  
Peggy Glass  
Melanie Johnson  
Marsha Williams  
Suzanne Woolston



Demetress Adams  
Donna Carr  
E. Gill  
Ebony Jones  
Becky Parker  
Sue Shue  
Daniela Strohm



Ruthann Burgun  
Britanna Canty  
Pat Dufficy  
Beverly Hawkins  
Ebony Jones  
Gwen Lynch



Heather Godfrey  
Tammy Harvey  
Cindy Kelly  
Jaima Oxley  
Cindy Rawl  
Lauren Simms  
Tatyana Troina  
Shayla Wilkins



Schonna Banner  
Stacy Booker  
Wendy Moss  
Dissy Thompson  
Kellindra Zackery



Sherry David  
Brionna Dickerson  
Sharon Gilmore  
Shaun Gortman  
Trese Hickey  
Betsy Scott  
Shannon Segres  
Jean Walling  
Frani Washington  
Tonia Williams



Darcell Bell  
Colleen Frost  
Natalie Funderburk  
Erica Gullett  
Angel Henderson  
Jordan Jones  
Casie Key



Shannon Belcher  
Ann Gardner  
Mona Nance  
Audrey Ramsey  
Shannon Segres  
Sada Wheeler



Treka McMillian  
Amy Wells



Teresa Geter  
Kasia Roszak  
Michelle Thomas  
Tenna Thompson



Cindy Kelly  
Lakesha Tolliver  
Zenovia White



Cynthia Jacobs  
Nikki Miars  
Jean Walling



Mindy Ballou  
Medina Dixon  
Mary Jo Lorello  
Jenny Randall



Pam Johnson  
Lynette Keppeler  
Jocelyn Penn



Renee Najarian



Shanta Jeffcoat



Lisa Diaz  
Natalie Funderburk  
Erica Gullett  
Evelyn Johnson  
*Jewel May*



**Sheila Foster**



Linda Höglund  
Larissa Kulcsar  
Rachell Lee  
Lisa Malichi

**Bold** indicates player for whom number is retired.

*Italics* indicates player on 2009-10 roster































# Gamecock Basketball

## Year-by-Year Results



### 1974-75

**Inaugural Season**  
**Head Coach Pam Backhaus**  
**Overall Record: 18-12**

12/2	Anderson	L	60-99
12/6	C. of Charleston	W	86-74
12/7	Francis Marion	W	86-54
12/10	Claffin	W	71-67
12/11	Lander	W	80-61
1/10	Anderson	W	74-73
1/10	Francis Marion	W	75-51
1/11	Mercer	L	63-81
1/14	Francis Marion	W	62-50
1/16	South Carolina State	L	48-49
1/17	Appalachian State	W	55-53
1/20	Lander	W	94-38
1/22	Francis Marion	W	70-63
1/24	UNC Greensboro	W	70-54
1/28	Anderson	W	80-63
2/1	St. Augustine's	W	62-52
2/3	UNC Greensboro	W	71-66
2/5	Elon	L	79-90
2/6	Davidson	W	75-48
2/10	South Carolina State	W	65-57
2/12	C. of Charleston	L	55-59
2/14	UNC Greensboro	L	84-86
2/15	East Carolina	L	64-74
2/19	Winthrop	L	77-79
2/27	Voorhees	W	81-62
2/28	vs. Coastal Carolina	W	66-47
3/1	South Carolina State	L	55-66
3/1	Winthrop	L	57-82
3/6	at Elon +	L	77-82
3/7	vs. James Madison +	L	61-71

### 1975-76

**Head Coach Frankie Porter**  
**Overall Record: 7-15**

12/2	South Carolina State	L	64-70
12/9	Voorhees	W	81-73
1/10	Clemson	L	61-66
1/14	South Carolina State	L	67-79
1/17	Federal City	W	86-72
1/19	Winthrop	L	73-75
1/24	North Carolina	L	67-75
1/26	C. of Charleston	L	93-116
1/28	Francis Marion	L	77-78
1/31	at Furman	W	79-59
2/2	Voorhees	W	88-74
2/7	Anderson	L	53-66
2/12	vs. Anderson @	L	60-69
2/13	vs. Georgia @	L	60-62
2/18	Francis Marion	L	74-91
2/21	Clemson	L	62-73

Anderson	L	76-82
C. of Charleston	L	56-65
C. of Charleston	L	70-74
Francis Marion	W	79-65
South Carolina State	W	75-72
Winthrop	W	74-66

@ Winthrop Invitational (Rock Hill, S.C.)

### 1976-77

**Head Coach Pam Backhaus**  
**Overall Record: 8-18**

12/7	at Claffin	L	64-84
12/11	at North Greenville	L	64-71
1/11	at C. of Charleston	L	68-94
1/12	Francis Marion	L	58-74
1/14	Winthrop	W	81-78
1/18	Claffin	L	81-88
1/20	South Carolina State	L	78-89
1/22	Clemson	L	60-92
1/24	at Columbia College	W	87-61
1/26	at South Carolina State	L	58-65
1/29	Furman	W	111-68
1/31	Anderson	L	65-78
2/2	North Greenville	W	77-70
2/5	at Voorhees	W	75-58
2/10	vs. Old Dominion @	L	44-63
2/11	vs. James Madison @	L	54-73
2/17	at Winthrop <	L	68-79
2/18	vs. East Carolina <	W	74-44
2/19	vs. Appalachian State <	L	69-89
2/21	at Francis Marion	L	85-92
2/23	at Clemson	L	74-80
2/24	at Anderson	L	54-56
2/26	C. of Charleston	L	61-80
2/28	Voorhees	W	87-60
3/3	vs. Erskine %	W	73-71
3/4	vs. Francis Marion %	L	61-65

@ Virginia Invitational (Charlottesville, Va.)  
 < Winthrop Invitational (Rock Hill, S.C.)  
 % SCALAW State Tournament

### 1977-78

**Head Coach Pam Parsons**  
**Overall Record: 24-10**

12/3	at Georgia Southern	W	74-59
12/5	at Claffin	W	81-61
12/7	South Carolina State	L	64-68
12/10	Clemson	W	69-66
12/15	at Mercer	W	74-64
12/17	Georgia State	W	96-69
12/20	vs. #4 NC State @	L	73-75
12/21	vs. Mercer @	W	76-51
12/22	vs. C. of Charleston @	L	61-62
1/7	at Clemson	L	66-69
1/13	vs. Berry College <	W	90-80
1/14	at Clemson <	L	66-79
1/21	at #2 NC State	L	65-83
1/24	Claffin	W	103-51
1/25	Georgia Southern	W	87-65
1/27	at Winthrop	L	58-60
1/28	Francis Marion	W	64-57
1/30	at South Carolina State	L	59-67
2/4	at Georgia State	W	60-45
2/6	at C. of Charleston	W	82-69
2/9	vs. Georgia -	W	71-49
2/10	vs. Appalachian State -	W	81-59

2/11	vs. C. of Charleston -	L	63-68
2/12	vs. Florida State -	W	115-62
2/13	at Francis Marion	W	75-73
2/15	Anderson	W	87-64
2/18	C. of Charleston	W	69-64
2/23	vs. Benedict College &	W	74-44
2/24	vs. Francis Marion %	W	68-64 (ot)
2/25	vs. C. of Charleston %	W	85-81
3/4	vs. C. of Charleston &	W	84-80
3/9	vs. #5 NC State +	L	52-77
3/10	vs. #14 Memphis +	W	82-80
3/11	vs. East Carolina +	W	77-70

@ UNC Christmas Classic (Chapel Hill, N.C.)  
 < Clemson Invitational (Clemson, S.C.)  
 - Winthrop Invitational (Rock Hill, S.C.)  
 & AIAW Playoffs (Aiken, S.C.)  
 % SCALAW State Tournament (Clemson, S.C.)  
 + AIAW Region II Tournament (Chapel Hill, N.C.)



### 1978-79

**Head Coach Pam Parsons**  
**Overall Record: 27-10**  
**• NWIT Champions •**

11/25	at Columbia College	W	119-70
12/1	#16 Mississippi @	L	76-84
12/1	Tennessee Tech @	W	97-83
12/1	at Benedict College	W	86-45
12/4	South Carolina State	W	90-62
12/6	Clemson	W	77-60
12/9	Georgia Southern	W	113-51
12/11	at East Carolina	W	86-64
12/15	C. of Charleston	W	79-63
12/21	vs. Pfeiffer <	L	81-84
12/22	vs. High Point <	L	68-69
1/4	at #10 NC State	L	60-68
1/9	at Ohio State	L	52-56
1/10	at Kentucky	W	66-41
1/13	Wheeling College	W	137-34
1/15	at #4 Tennessee	L	54-62
1/17	Francis Marion	W	69-58
1/20	at North Carolina	W	69-60
1/26	vs. Saint Joseph's -	W	78-56
1/27	vs. Queens College -	W	103-55
2/3	at Clemson	L	63-70
2/5	at Francis Marion	W	69-62
2/7	at C. of Charleston	W	73-51
2/10	Alabama	W	80-62
2/12	at #16 Valdosta State	L	91-98
2/14	Claffin	W	100-63
2/17	#7 NC State	W	79-66
2/19	Old Dominion	W	73-49
2/21	Winthrop	W	81-42
2/24	at USC-Aiken	W	91-42
3/7 (15)	vs. Clemson %	W	75-74
3/8 (15)	vs. Morehead State +	W	70-64
3/9 (15)	at #8 Tennessee +	L	64-76





# Gamecock Basketball

3/10	(15)	vs. #9 NC State +	L	64-67
3/15	(16)	vs. California !	W	62-51
3/16	(16)	vs. Oregon !	W	84-63
3/17	(16)	vs. Drake !	W	74-71

@ Tip-Off Tournament (Cookeville, Tenn.)  
 < UNC Christmas Classic (Chapel Hill, N.C.)  
 - Collegiate Doubleheader (Raleigh, N.C.)  
 % SCALAW State Championship (Spartanburg, S.C.)  
 + ALAW Region II Tournament (Knoxville, Tenn.)  
 ! NWTTC Championships (Amarillo, Texas)

## 1979-80

**Head Coach Pam Parsons**  
**Overall Record: 30-6**

11/28	(16)	at Georgia Southern	W	72-69
11/29	(16)	at Florida State	W	93-68
12/1	(16)	at Florida	W	93-50
12/3	(16)	South Carolina State	W	66-52
12/5	(13)	at Clemson	L	73-75
12/8	(13)	Virginia Tech	W	86-68
12/12	(15)	at Mississippi	W	68-52
1/3	(11)	#18 Kentucky	W	84-61
1/7	(11)	at Montclair State	W	77-64
1/9	(10)	at #9 Cheyney State	L	57-60
1/12	(10)	at Auburn	W	77-50
1/14	(10)	at #8 NC State	W	78-67
1/17	(11)	Louisville	W	98-43
1/19	(11)	East Tennessee State	W	103-60
1/21	(11)	Valdosta State	W	88-56
1/23	(8)	#4 Tennessee	W	56-52
1/26	(8)	East Carolina	W	97-54
1/30	(7)	at Alabama	W	58-47
2/2	(7)	#16 Clemson	W	88-72
2/4	(7)	Tennessee Tech	W	87-73
2/8	(6)	vs. Michigan @	W	84-50
2/9	(6)	at Penn State @	W	71-70
2/13	(5)	at Old Dominion	L	56-81
2/16	(5)	North Carolina	W	94-62
2/18	(5)	Ohio State	W	75-47
2/21	(5)	at South Carolina State	L	74-85
2/26	(7)	#8 NC State	W	76-62
3/1	(7)	vs. #16 Clemson %	W	89-55
3/4	(7)	Tennessee Tech +	W	68-62
3/7	(7)	#3 Tennessee +	L	54-67
3/8	(7)	#8 NC State +	W	68-55
3/12	(6)	at Southern Cal ∞	W	70-60
3/16	(6)	at Northwestern ∞	W	64-61
3/17	(6)	Stephen F. Austin ∞	W	63-56
3/21	(4)	vs. #2 Tennessee #	L	72-75
3/23	(4)	vs. Louisiana Tech #	W	77-69

@ Lady Lion Classic (University Park, Pa.)  
 % SCALAW State Championship (Florence S.C.)  
 + ALAW Region II Tournament (Columbia, S.C.)  
 ∞ ALAW Satellite Tournament  
 # ALAW National Tournament (Mt. Pleasant, Mich.)

## 1980-81

**Head Coach Pam Parsons**  
**Overall Record: 13-17**

12/1	(5)	at Virginia Tech	[W] L	78-42
12/3	(6)	Georgia Southern	[W] L	91-51
12/6	(6)	#19 Clemson	[W] L	86-67
12/8	(6)	vs. SMU @	[W] L	97-38
12/9	(6)	at Louisiana Tech @	[L] L	70-97
12/19	(8)	vs. San Francisco <	[L] L	55-57
12/20	(8)	vs. Kansas State <	[W] L	82-62
1/5	(10)	UCLA	[W] L	86-81
1/6	(10)	#7 NC State	[W] L	78-57
1/8	(10)	at Ohio State	[L] L	62-69

1/12	(10)	at #9 Tennessee	[L] L	54-65
1/15	(13)	Mercer	[W] L	82-54
1/21	(13)	Florida	W	86-48
1/24	(13)	at #9 Kentucky	L	65-70 (ot)
1/27	(15)	at Louisville	W	80-62
1/29	(15)	Florida State	W	69-57
1/31	(15)	at Notre Dame	W	124-48
2/4	(13)	Florida A&M	W	100-51
2/7	(13)	at Clemson	L	70-78
2/9	(13)	at North Carolina	W	83-77
2/12	(15)	Old Dominion	W	74-64
2/14	(15)	Mississippi	W	87-70
2/16	(15)	#20 Auburn	W	91-69
2/19	(12)	at Memphis	W	76-73
2/21	(12)	at Tennessee Tech	L	66-67
2/23	(12)	District Of Columbia	W	97-63
2/28	(14)	at #16 Virginia	W	71-52
3/10		at #16 Clemson +	W	81-64
3/13		at Old Dominion +	L	71-73
3/14		vs. #10 Kentucky +	L	69-87

@ Lady Techster Classic (Ruston, La.)  
 < UCLA Classic (Los Angeles, Calif.)  
 + ALAW Region II Tournament (Clemson S.C./Norfolk, Va.)



## 1981-82

**Head Coach Pam Parsons (7-0)**  
**Interim Head Coach Terry Kelly (16-8)**  
**Overall Record: 23-8**

• **NCAA Tournament Participant** •

11/28	(4)	vs. William Penn @	W	75-56
11/29	(3)	at Kansas State @	W	81-65
12/3	(3)	at Hawaii	W	89-52
12/4	(3)	at Hawaii	W	74-46
12/12	(3)	at #17 Clemson	W	82-74
12/19	(3)	at Pittsburgh	W	73-60
12/22	(2)	Tennessee Tech	W	83-57
1/2	(2)	at Saint Joseph's	W	50-48
1/5	(2)	at Mercer	W	56-50
1/6	(2)	Rutgers	W	84-74
1/8	(2)	Louisiana Tech	L	58-71
1/11	(4)	at Auburn	L	50-65
1/13	(4)	at DePaul	L	72-80
1/18	(9)	East Tennessee State	W	64-63
1/20	(9)	at Alabama	L	55-59
1/25	(12)	Tennessee	L	81-87
1/27	(12)	at Florida State	W	82-81
1/30	(12)	at #16 Georgia	L (ot)	75-82
2/1	(17)	Georgia Southern	W	84-64
2/6	(17)	Clemson	W (ot)	99-91
2/10	(19)	#10 Memphis	W	92-67
2/13	(19)	#11 Kentucky	W	91-81
2/15	(15)	at Penn State	W	77-76
2/17	(15)	Georgia State	W	77-47
2/19	(15)	Stetson	W	98-49
2/20	(15)	Notre Dame	W	76-54
2/25	(13)	at Old Dominion	L	63-84
2/27	(13)	at East Carolina	W	86-81
3/6	(14)	at #10 NC State	W	71-70

3/14	(12)	East Carolina \$	W	79-54
3/18	(12)	vs. #14 Kentucky \$	L	69-73

@ Converse Little Apple Classic (Manhattan, Kan.)  
 \$ NCAA Tourn., Midwest Region (Columbia, S.C./Ruston, La.)

## 1982-83

**Head Coach Terry Kelly**  
**Overall Record: 16-12**

11/29	(13)	Appalachian State	W	95-59
12/3	(13)	at Detroit @	W	75-47
12/4	(13)	vs. #4 Tennessee @	L	62-84
12/8	(15)	Clemson	W	73-58
12/11	(15)	#12 NC State	W	81-76 (ot)
1/4	(14)	at Rutgers	L	69-90
1/8	(14)	Marshall	W	87-62
1/10	(19)	at Memphis	L	67-79
1/13	(19)	at SMU	W	81-62
1/15	(19)	at Louisiana Tech	L	54-94
1/18		Penn State	W	66-63
1/21		Mercer <	W	92-70
1/22		#9 Georgia <	L	72-74
1/24		at Clemson	L	73-89
1/29		at Georgia State	W	85-68
2/2		at #7 Kentucky	L	77-89
2/5		at #20 Auburn	L	38-56
2/7		Francis Marion	W	95-89
2/10		New Orleans	W	77-67
2/14		at East Tennessee State	L	59-70
2/16		at #4 Tennessee	L	67-87
2/19		UAB	W	73-71
2/23		at Charlotte	L	72-77
2/26		at Stetson	W	74-69
2/27		at Fla. International	W	87-73
2/28		at Miami (Fla.)	W	66-56
3/2		DePaul	W	79-58
3/5		Old Dominion	L	60-72

@ Coca-Cola Classic (Detroit, Mich.)  
 < Nike Carolina Classic (Columbia, S.C.)

## 1983-84

**Head Coach Terry Kelly**  
**Overall Record: 18-12**  
**Metro Conference Record: 7-3**

11/29		South Carolina State	W	69-58
12/3		at #19 Clemson	L	77-80
12/5		at Appalachian State	W	80-60
12/7		at #14 NC State	L	74-80
12/10		Kentucky	L	69-77
12/17		Western Carolina	W	84-59
12/29		Indiana	W	83-76
1/15		at Marshall	L	80-89
1/17		at Cincinnati *	L	77-80
1/21		Pittsburgh	W	78-68
1/23		at Tulane *	W	79-74
1/25		at Southern Miss *	W	82-78
1/28		East Carolina	W	67-51
1/30		#10 Auburn	W	65-64
2/1		Georgia Southern	W	83-61
2/4		Louisville *	L	63-66
2/6		Florida State *	W	69-62
2/8		#7 Tennessee	L	66-71
2/11		#19 Clemson	L	73-81
2/12		Cincinnati *	W	112-102
2/14		Memphis *	W	75-59
2/18		Virginia Tech *	W	89-74
2/20		at Francis Marion	L	72-73
2/22		at Louisville *	L	74-79
2/25		at East Carolina	W	64-55



# Gamecock Basketball

2/27	Charlotte	W	79-63
3/3	at Virginia Tech *	W	80-70
3/5	vs. Tulane =	W	74-64
3/6	vs. Memphis =	L	60-64
3/7	vs. Virginia Tech =	L	76-89

\* Metro Conference Game

= Metro Conference Tournament (Cincinnati, Ohio)

## 1984-85

Head Coach Nancy Wilson

Overall Record: 18-10

Metro Conference Record: 8-3

11/28	at South Carolina State	W	59-50
11/30	at Indiana	W	74-67
12/1	at Kentucky	L	62-75
12/5	Clemson	L	62-70
12/15	East Carolina	W	68-54
12/20	#10 Virginia	L	68-70
12/28	SMU @	W	85-53
12/29	Mississippi St. @	W	84-60
1/2	at East Carolina	W	83-61
1/9	#12 Auburn	L	50-61
1/10	Southern Miss *	W	70-67
1/12	Tulane *	W	75-67
1/16	at Old Dominion	L	72-79
1/19	at Florida State *	W	70-61
1/21	Cheyney State	W	73-60
1/24	at Cincinnati *	W	78-77
1/25	at Louisville *	W	73-72
1/30	at #20 Memphis *	L	54-57
2/2	at Virginia Tech *	L	58-59
2/4	at Georgia Southern	W	81-61
2/7	Louisville *	W	90-73
2/9	Cincinnati *	W	80-65
2/12	at UAB	W	79-64
2/18	at #20 Tennessee	L	58-66
2/21	Virginia Tech *	W	76-72
2/25	at Clemson	L	61-83
3/3	vs. Tulane =	W	76-66
3/4	at Southern Miss =	L	80-87

@ Carolina Classic (Columbia, S.C.)

\* Metro Conference Game

= Metro Conference Tournament (Hattiesburg, Miss.)

## 1985-86

Head Coach Nancy Wilson

Overall Record: 19-11

Metro Conference Record: 9-1

• NCAA Tournament Participant •

11/22	South Carolina State	W	68-53
11/25	at UNLV	L	62-77
12/2	#20 NC State	L	55-66
12/7	at Clemson	L	61-62
12/14	at #19 North Carolina	L	71-72
12/21	at #6 Virginia	L	58-85
12/29	Northern Illinois	W	86-66
1/2	Florida State *	W	81-57
1/4	Memphis *	W	69-62
1/6	#11 Tennessee	L	54-70
1/8	at New Orleans	L	73-79 (ot)
1/11	at Tulane @	W	72-67
1/13	at Southern Miss *	L	62-63
1/15	at Mississippi St.	L	51-57
1/18	Charlotte	W	76-58
1/22	at #2 Georgia	L	70-93
1/25	Cincinnati *	W	67-63
1/27	Louisville *	W	83-77
2/1	at Virginia Tech *	W	92-83
2/3	Clemson	W	86-72

2/8	at Louisville *	W	80-67
2/10	at Cincinnati *	W	80-56
2/12	Old Dominion	W	65-57
2/15	Virginia Tech *	W	69-53
2/17	Central Florida	W	90-67
2/19	at Berry College	W	96-65
2/24	UNC Asheville	W	111-36
3/2	Virginia Tech =	W	67-54
3/3	Cincinnati =	W	61-48
3/12	Middle Tennessee State \$	L	77-78 (ot)

@ Designated Metro Conference Game

\* Metro Conference Game

= Metro Conference Tournament (Columbia, S.C.)

\$ NCAA Tournament, Mideast Region (Columbia, S.C.)

## 1986-87

Head Coach Nancy Wilson

Overall Record: 18-12

Metro Conference Record: 8-4

11/28	vs. East Carolina @	W	61-55
11/29	at Georgia Southern @	W	68-51
12/2	at Charlotte	L	55-61
12/4	at #20 NC State	L	42-63
12/6	at Clemson	W	74-65
12/8	Georgia Southern	W	64-60
1/2	#11 Georgia	L	56-69
1/5	at Virginia Tech *	W	60-52
1/7	Marshall	W	66-57
1/9	Cincinnati *	W	86-57
1/12	Louisville *	L	68-69
1/14	at Old Dominion	L	51-77
1/19	at Florida State *	W	63-56
1/22	New Orleans	L	53-54
1/24	at Memphis *	W	78-68
1/26	at Southern Miss *	L	53-55
1/28	North Carolina	L	46-57
2/2	Virginia Tech *	L	65-69
2/7	at Cincinnati *	W	69-60
2/9	at Louisville *	W	52-51
2/11	Clemson	W	57-54
2/14	Memphis *	L	66-70
2/16	Florida State *	W	64-61
2/19	at #9 Tennessee	L	56-80
2/23	Southern Miss *	W	61-46
2/28	Georgia State	W	96-66
3/2	Furman	W	81-63
3/5	vs. Cincinnati =	W	77-46
3/6	at Virginia Tech =	W	59-55
3/7	vs. Southern Miss =	L	66-68

@ Lady Eagle Classic (Statesboro, Ga.)

\* Metro Conference Game

= Metro Conference Tournament (Blacksburg, Va.)

## 1987-88

Head Coach Nancy Wilson

Overall Record: 23-11

Metro Conference Record: 10-2

• NCAA Tournament Participant •

11/27	vs. Drake @	W	78-49
11/28	vs. #3 Auburn @	L	52-88
12/3	at Northern Illinois	W	83-71
12/12	Charlotte	W	73-63
12/12	at North Carolina	L	73-77
12/16	Appalachian State	L	66-68
12/19	at Georgia Southern	W	76-72
1/2	NC State	L	68-71
1/4	East Carolina	W	71-53
1/11	at Cincinnati *	W	71-44
1/13	at Louisville *	W	57-55

1/16	Southern Miss *	W	76-61
1/18	Memphis *	W	80-62
1/20	#4 Tennessee	L	80-85
1/25	at Florida State *	W	85-55
1/30	Clemson	L	60-62
2/1	Virginia Tech *	W	75-44
2/3	at #13 Georgia	L	60-82
2/6	Louisville *	W	55-45
2/8	Cincinnati *	W	55-53
2/10	at Clemson	L	62-72
2/13	at Southern Miss *	L	70-82
2/15	at Memphis *	L	69-84
2/18	at Furman	W	83-64
2/22	Florida State *	W	96-86
2/26	at Alaska-Anchorage <	W	78-60
2/27	vs. Western Kentucky <	W	65-64
2/28	vs. UNLV <	W	98-97
3/5	at Virginia Tech *	W	73-69
3/7	at Marshall	W	70-58
3/11	vs. Southern Miss =	W	86-77 (ot)
3/12	vs. Memphis =	W	81-70
3/16	Alabama \$	W	77-63
3/20	at #4 Texas \$	L	58-77

@ Sunshine Classic (Orlando, Fla.)

\* Metro Conference Game

< Northern Lights Invitational (Anchorage, Alaska)

= Metro Conference Tournament (Tallahassee, Fla.)

\$ NCAA Tourn., Midwest Region (Columbia, S.C./Austin, Texas)

## 1988-89

Head Coach Nancy Wilson

Overall Record: 23-7

Metro Conference Record: 10-2

• NCAA Tournament Participant •

11/26	vs. Rhode Island @	W	92-55
11/27	vs. Holy Cross @	W	80-75
12/3	at Appalachian State	W	98-64
12/8 (19)	at Charlotte	W	89-71
12/12 (18)	Georgia Southern	W	89-68
12/14 (18)	South Carolina State	W	110-58
1/4 (17)	North Carolina	W	98-71
1/7 (17)	Memphis *	W	97-72
1/9 (16)	Southern Miss *	W	85-50
1/12 (16)	#6 Georgia	L	73-82
1/14 (16)	at Louisville *	W	81-74
1/16 (15)	at Cincinnati *	W	63-61
1/19 (15)	Old Dominion	L	66-67
1/23 (16)	Florida State *	W	99-82
1/26 (16)	Clemson	W	64-62
1/28 (16)	at Clemson	L	67-74
1/30 (17)	Virginia Tech *	W	86-52
2/2 (17)	at #2 Tennessee	L	54-60
2/4 (17)	at Memphis *	W	81-53
2/6 (16)	at Southern Miss *	L	89-91
2/13 (18)	Cincinnati *	W	58-48
2/15 (18)	at #13 NC State	W	67-62
2/18 (18)	Louisville *	W	89-59
2/20 (14)	at Florida State *	W	76-68
2/25 (14)	at Virginia Tech *	L	59-63
2/27 (17)	at East Carolina	W	84-59
3/1 (17)	DePaul	W	85-56
3/10 (17)	vs. Cincinnati =	W	63-60
3/11 (17)	vs. Southern Miss =	W	92-65
3/15 (17)	Tennessee Tech \$	L	73-77

@ at Worcester, Mass.

\* Metro Conference Game

= Metro Conference Tournament (Memphis, Tenn.)

\$ NCAA Tournament, Midwest Region (Columbia, S.C.)



# Gamecock Basketball



## 1989-90

Head Coach Nancy Wilson

Overall Record: 24-9

Metro Conference Record: 13-1

• NCAA Tournament "Sweet 16" •

11/28	(17)	at #6 Auburn	L	61-78
12/2	(17)	vs. Wright State @	W	86-45
12/3	(17)	at Northern Illinois @	W	87-84 (ot)
12/5	(17)	#5 DePaul	L	58-63
12/9	(17)	Clemson	W	82-64
12/29	(20)	vs. #4 Iowa <	W	82-76
12/30	(20)	vs. #3 Georgia <	L	64-76
1/6	(18)	Tulane *	W	86-52
1/8	(18)	Clemson	W	74-52
1/12	(18)	at South Carolina State	W	94-50
1/13	(18)	Cincinnati *	W	81-41
1/15	(17)	Louisville *	W	65-52
1/20	(17)	#24 Old Dominion	W	75-54
1/22	(18)	Florida State *	W	75-72
1/25	(18)	#3 Tennessee	L	69-70
1/27	(18)	Memphis *	W	79-65
1/29	(15)	#18 Southern Miss *	L	67-69
1/31	(15)	#11 NC State	L	65-90
2/3	(15)	at Tulane *	W	76-55
2/5	(19)	Virginia Tech *	W	72-47
2/10	(19)	at Cincinnati *	W	64-46
2/12	(19)	at Louisville *	W	74-64
2/15	(19)	at #7 Georgia	L	57-72
2/17	(19)	Memphis *	W	90-55
2/21	(20)	at Virginia Tech *	W	67-59
2/26	(17)	#20 Southern Miss *	W	82-72
3/1	(17)	at Florida State *	W	75-59
3/8	(17)	vs. Tulane =	W	71-62
3/9	(17)	vs. Louisville =	W	80-60
3/10	(17)	vs. #22 Southern Miss =	L	88-95 (2ot)
3/14	(19)	Bowling Green \$	W	93-50
3/17	(19)	at #13 Northwestern \$	W	76-67
3/22	(19)	vs. #3 Washington \$	L	61-73

@ Central Fastbreak Fest (DeKalb, Ill.)

< Super Shootout (Hilton Head Island, S.C.)

\* Metro Conference Game

= Metro Conference Tournament (Cincinnati, Ohio)

\$ NCAA Tourn., Mideast Region (Columbia, S.C./Evanston, Ill./

Iowa City, Iowa)

## 1990-91

Head Coach Nancy Wilson

Overall Record: 22-9

Metro Conference Record: 12-2

• NCAA Tournament Participant •

11/23	(22)	vs. #7 Texas Tech @	W	67-65
11/24	(22)	vs. #8 NC State @	L	58-62
11/25	(22)	at Hawaii @	W	81-61
12/1	(25)	Georgia Southern	W	82-52
12/8	(22)	#17 Clemson	L	40-73
12/11		#3 Georgia	L	56-74
12/29		#3 Auburn	W	83-76
1/3		Memphis *	W	80-69

1/5		at Coastal Carolina <	W	86-51
1/6		vs. North Carolina <	W	76-69
1/10		VCU	W	69-64
1/12		Louisville *	W	75-67
1/14		Cincinnati *	W	53-47
1/16		#17 Clemson	W	75-62
1/19		at Virginia Tech *	L	67-69
1/21		#25 Florida State *	L	60-69
1/24		at #4 Tennessee	L	61-77
1/26		Tulane *	W	73-49
1/28		Southern Miss *	W	78-63
1/31		at #6 NC State	L	59-72
2/4		at #22 Florida State *	W	92-91 (2ot)
2/9		Louisville *	W	66-62
2/11		at Cincinnati *	W	81-58
2/16		Virginia Tech *	W	66-51
2/18		Memphis *	W	96-49
2/23		at Tulane *	W	79-73
2/25		at Southern Miss *	W	85-74
3/4		vs. Tulane =	W	80-44
3/5		vs. Southern Miss =	W	70-59
3/6		vs. Florida State =	L	53-54
3/13		at Vanderbilt \$	L	64-73

@ Times Rainbow Classic (Honolulu, Hawaii)

< Coastal Carolina Invitational (Myrtle Beach, S.C.)

\* Metro Conference Game

= Metro Conference Tournament (Louisville, Ky.)

\$ NCAA Tournament, Mideast Region (Nashville, Tenn.)



## 1991-92

Head Coach Nancy Wilson

Overall Record: 13-15

SEC Record: 2-9

11/29		vs. Louisville @	L	47-74
11/30		at Maine @	W	56-53
12/3		Kentucky *	L	63-75
12/6		at Charleston Southern	W	86-26
12/7		at C. of Charleston	L	63-66
12/19		vs. Georgia State <	W	57-56
12/20		at UAB <	W	71-68 (ot)
12/28		vs. East Tennessee State ~	W	79-54
12/29		at Richmond ~	L	55-65
12/31		#4 Vanderbilt *	W	72-65
1/4		at #23 LSU *	L	57-62
1/7		at East Tennessee State	W	75-65
1/9		Charlotte	L	52-69
1/11		Alabama *	L	74-80
1/15		#2 Tennessee *	L	58-78
1/18		at #25 Georgia *	L	62-63
1/22		Furman	W	60-53
1/25		#8 Mississippi *	L	67-69
1/30		Old Dominion	W	64-51
2/1		at Arkansas *	L	51-58
2/3		Georgia Southern	W	67-24
2/8		at Florida *	W	66-50
2/12		at #23 Clemson	L	69-81
2/19		South Carolina State	W	72-55
2/22		at Mississippi St. *	L	42-58
2/26		Memphis	W	61-50

3/1		at Auburn *	L	44-71
3/6		vs. #12 Vanderbilt ^	L	47-58

@ Downeast Classic (Bangor, Maine)

\* Southeastern Conference Game

< Lady Blazer Classic (Birmingham, Ala.)

- Richmond Invitational (Richmond, Va.)

^ SEC Tournament (Albany, Ga.)

## 1992-93

Head Coach Nancy Wilson

Overall Record: 17-10

SEC Record: 5-6

12/1		C. of Charleston	W	78-72
12/4		vs. Nebraska @	L	51-63
12/5		vs. Yale @	W	64-57
12/7		Charleston Southern	W	75-43
12/9		at Kentucky *	L	55-76
12/28		vs. Holy Cross <	L	66-74
12/29		at St. Peter's <	L	55-67
1/2		LSU *	W	66-56
1/4		South Carolina State	W	81-63
1/7		Mississippi St. *	W	72-61
1/9		at Alabama *	L	67-82
1/12		at Old Dominion	W	67-65
1/16		Georgia *	W	77-57
1/20		at Furman	W	56-49
1/23		at Mississippi *	L	57-81
1/25		at Memphis	W	73-68
1/27		East Tennessee State	W	86-53
1/30		Arkansas *	W	76-51
2/3		#19 Clemson	W	55-54
2/6		Florida *	L	53-74
2/10		at Charlotte	W	62-52
2/13		at #2 Vanderbilt *	L	48-58
2/16		Western Carolina	W	69-54
2/18		at #1 Tennessee *	L	57-100
2/25		at South Carolina State	W	58-55
2/27		#3 Auburn *	W	59-47
3/5		vs. Mississippi ^	L	57-59

@ Northwestern Invitational (Evanston, Ill.)

< St. Peter's Invitational (Jersey City, N.J.)

\* Southeastern Conference Game

^ SEC Tournament (Chattanooga, Tenn.)

## 1993-94

Head Coach Nancy Wilson

Overall Record: 14-13

SEC Record: 2-9

11/27		at Old Dominion @	L	69-79
11/28		vs. Miami (Fla.) @	W	71-68
11/30		South Carolina State	W	90-50
12/3		vs. NC State <	W	84-71
12/4		vs. Appalachian State <	L	72-78
12/6		Georgia Southern	W	89-86
12/8		Mississippi St. *	L	83-97
12/29		vs. Georgia State ~	W	79-47
12/30		vs. Austin Peay ~	W	90-51
1/3		C. of Charleston	W	106-72
1/5		at #19 Auburn *	W	64-55
1/8		Kentucky *	L	63-82
1/11		Mississippi *	L	53-78
1/13		at Western Carolina	W	114-56
1/15		at LSU *	W	90-82
1/20		at South Carolina State	W	99-73
1/22		#15 Alabama *	L	77-94
1/26		at East Tennessee State	W	93-83
1/29		at Georgia *	L	76-80
2/2		Furman	W	77-74
2/8		#2 Tennessee *	L	75-91



# Gamecock Basketball

2/12	at Arkansas *	L	77-87
2/16	at Clemson	L	75-90
2/20	at Florida *	L	68-80
2/23	Charlotte	W	74-65
2/26	#13 Vanderbilt *	L	56-71
3/4	vs. Kentucky ^	L	80-83

@ Old Dominion Invitational (Norfolk, Va.)  
 < Arizona State Invitational (Tempe, Ariz.)  
 \* Southeastern Conference Game  
 - Coastal Carolina Invitational (Myrtle Beach, S.C.)  
 ^ SEC Tournament (Chattanooga, Tenn.)

**1994-95**  
**Head Coach Nancy Wilson**  
**Overall Record: 12-15**  
**SEC Record: 1-11**

11/26	vs. Valparaiso @	W	79-53
11/27	at Minnesota @	W	78-75
12/1	Michigan	W	82-78
12/6	Mississippi St. *	W	63-56
12/8	Clemson	W	79-73
12/29	vs. Arkansas State <	L	72-81
12/30	vs. Appalachian State <	L	64-70
12/31	vs. Fairleigh Dickinson <	W	109-86
1/3	Auburn *	L	43-77
1/7	at Kentucky *	L	67-85
1/10	at Georgia Southern	W	79-74
1/12	at #1 Tennessee *	L	55-72
1/14	LSU *	L	78-90
1/18	East Tennessee State	W	81-67
1/22	at #14 Alabama *	L	62-85
1/25	at Furman	L	84-101
1/29	#11 Georgia *	L	58-80
1/31	Campbell	W	76-71
2/4	at #17 Mississippi *	L	58-91
2/7	Appalachian State	W	98-79
2/11	#20 Arkansas *	L	62-63
2/13	Rice	W	87-71
2/15	at Charlotte	L	60-73
2/18	#14 Florida *	L	49-69
2/22	Coastal Carolina	W	89-53
3/2	at #9 Vanderbilt *	L	58-98
3/3	vs. #14 Arkansas ^	L	70-80

@ Dial Classic Tournament (Minneapolis, Minn.)  
 \* Southeastern Conference Game  
 < Central Florida Tournament (Orlando, Fla.)  
 ^ SEC Tournament (Chattanooga, Tenn.)

**1995-96**  
**Head Coach Nancy Wilson**  
**Overall Record: 16-12**  
**SEC Record: 2-9**

11/24	at Wake Forest @	W	83-69
11/25	vs. Northwestern @	L	78-82
11/27	Furman	W	92-54
11/29	Minnesota	W	73-35
12/1	at Michigan	W	78-69
12/4	Campbell	W	82-59
12/8	Ohio	W	73-59
12/10	at #25 Auburn *	L	50-56
12/18	vs. Marist <	W	95-40
12/19	vs. Tulane <	W	72-66
12/20	vs. Arizona State <	W	83-71
1/3	at Mississippi St. *	L (ot)	61-62
1/8	#2 Vanderbilt *	L	69-80
1/14	at #24 Florida *	L	51-70
1/16	Coastal Carolina	W	92-39
1/21	at #20 Arkansas *	L	58-66
1/24	at Kentucky *	W	66-53

1/28	Mississippi *	W	69-66
1/31	at Appalachian State	W	78-77 (ot)
2/5	at #17 Clemson	L	57-75
2/7	Charlotte	W	80-68
2/11	at #1 Georgia *	L	61-79
2/15	#6 Tennessee *	L	73-79 (ot)
2/17	LSU *	L	62-79
2/19	Wofford	W	87-47
2/22	#12 Alabama *	L	68-75 (ot)
2/24	Kentucky *	W	76-65
3/1	vs. Florida ^	L	48-65

@ Northern Lights Invitational (Anchorage, Alaska)  
 \* Southeastern Conference Game  
 < Wake Forest Invitational (Winston Salem, N.C.)  
 ^ SEC Tournament (Chattanooga, Tenn.)

**1996-97**  
**Head Coach Nancy Wilson**  
**Overall Record: 12-15**  
**SEC Record: 1-11**

11/23	at Campbell	W	65-46
11/26	VCU	L	52-66
11/30	vs. Pepperdine @	W	76-72
12/1	vs. Siena College @	W	82-62
12/6	at Ohio	W	66-62
12/18	#22 Clemson	L	60-66
12/20	C. of Charleston	W	74-54
12/29	vs. Loyola (Md.) <	L	65-86
12/30	vs. Cornell <	W	60-56
1/2	Mississippi St. *	L	71-81
1/5	at #11 Vanderbilt *	L	33-70
1/8	East Tennessee State	W	75-71
1/12	#25 Florida *	L	62-66
1/15	Appalachian State	W	76-63
1/18	#13 Arkansas *	L	71-82
1/22	at Charlotte	W	60-39
1/25	at Mississippi *	L	55-67
1/29	Kentucky *	W	68-59
2/1	#7 Georgia *	L	35-78
2/5	Winthrop	W	90-55
2/9	at #7 Alabama *	L	38-87
2/11	at #9 Tennessee *	L	59-90
2/15	at #13 LSU *	L	66-73
2/19	Auburn *	L	51-81
2/22	at Kentucky *	L	52-76
2/24	at Wofford	W	80-50
2/28	vs. #11 Tennessee ^	L	48-75

@ Harvard Invitational (Cambridge, Mass.)  
 < Virginia Tech Classic (Blacksburg, Va.)  
 \* Southeastern Conference Game  
 ^ SEC Tournament (Chattanooga, Tenn.)

**1997-98**  
**Head Coach Susan Walvius**  
**Overall Record: 13-14**  
**SEC Record: 3-11**

11/19	at Appalachian State	W	77-61
11/23	Furman	W	84-57
11/25	at Clemson	L	59-73
11/28	vs. UTEP @	W	100-60
11/29	at Nevada @	L	63-72
12/4	at LSU *	L	56-75
12/6	South Carolina State	W	88-65
12/16	at VCU	W	86-79
12/19	Harvard	W	72-69
12/29	vs. Maryland <	L	60-74
12/30	vs. New Hampshire <	W	75-70
1/1	at #20 Auburn *	L	65-70
1/4	Alabama *	L	54-64

1/6	#1 Tennessee *	L	52-94
1/11	at Mississippi St. *	L	62-70
1/14	#5 Vanderbilt *	W	70-66
1/17	at #12 Florida *	L	68-82
1/19	East Carolina	W	67-60
1/24	at Arkansas *	L	67-86
1/28	at #6 Vanderbilt *	L	53-66
1/31	Mississippi *	W	79-72
2/4	at #24 Georgia *	L	61-80
2/8	at Kentucky *	L	73-87
2/14	LSU *	L	67-86
2/17	Charlotte	W	78-71
2/21	Kentucky *	W	67-65
2/26	vs. LSU ^	W	76-61
2/27	vs. Alabama ^	L	72-92

@ Holiday Inn Classic (Reno, Nev.)  
 \* Southeastern Conference Game  
 < St. Peter's Invitational (Jersey City, N.J.)  
 ^ SEC Tournament (Columbus, Ga.)

**1998-99**  
**Head Coach Susan Walvius**  
**Overall Record: 11-16**  
**SEC Record: 0-14**

11/13	at Florida A&M	W	78-51
11/17	Wofford	W	111-57
11/21	at Charlotte	W	85-71
11/25	UNC Wilmington	W	82-62
11/28	Central Florida	W	80-70
12/1	LSU *	L	73-88
12/5	UNC Asheville	W	80-40
12/17	#14 Clemson	L	67-84
12/22	South Carolina State	W	98-61
12/28	vs. Wis.-Milwaukee @	W	89-63
12/29	vs. Texas-Pan American @	W	109-71
1/3	Auburn *	L	50-62
1/7	at #2 Tennessee *	L	58-87
1/10	Mississippi St. *	L	66-69
1/14	at Vanderbilt *	L	54-81
1/17	#18 Florida *	L	66-78
1/20	at George Mason	W	73-70
1/24	Arkansas *	L	80-88
1/28	Vanderbilt *	L	63-76
1/31	at Mississippi *	L	56-68
2/3	#8 Georgia *	L	58-62
2/7	at #21 Alabama *	L	73-87
2/11	Kentucky *	L	76-78
2/14	at #20 LSU *	L	63-80
2/16	Charleston Southern	W	78-74
2/21	at Kentucky *	L	65-93
2/25	vs. Alabama ^	L	71-82

@ New Year's Classic (Boca Raton, Fla.)  
 \* Southeastern Conference Game  
 ^ SEC Tournament (Chattanooga, Tenn.)

**1999-2000**  
**Head Coach Susan Walvius**  
**Overall Record: 13-15**  
**SEC Record: 3-11**

11/19	Charlotte	W	67-61
11/22	Florida A&M	W	73-51
11/24	at Indiana	W	95-79
11/29	at Clemson	L	46-65
12/3	vs. Nevada @	W	63-58
12/4	vs. Arizona State @	L	56-61
12/15	Florida Atlantic	W	98-60
12/18	Georgia Southern <	W	80-59
12/19	Coastal Carolina <	W	67-57 (ot)
12/22	South Carolina State	W	100-55



# Gamecock Basketball

12/30	at #4 NC State	L	55-69
1/2	George Mason	W	62-48
1/5	Charleston Southern	W	73-38
1/9	at #5 Auburn *	L	50-73
1/14	#2 Tennessee *	L	76-92
1/17	at #21 Mississippi St. *	L	73-86
1/20	Vanderbilt *	W	52-48
1/23	Florida *	L	62-76
1/27	at Arkansas *	L	62-71
1/30	at Florida *	L	63-79
2/3	#13 Auburn *	L	62-71
2/6	Mississippi *	W	75-58
2/10	at Georgia *	L	61-84
2/13	at Kentucky *	L	71-73
2/17	Alabama *	L	67-69
2/20	Kentucky *	W	64-51
2/27	at #9 LSU *	L	55-70
3/3	vs. Vanderbilt ^	L	58-80

@ Wells Fargo Tournament (Tempe, Ariz.)  
 < USC Basketball Classic (Columbia, S.C.)  
 \* Southeastern Conference Game  
 ^ SEC Tournament (Chattanooga, Tenn.)

## 2000-01 Head Coach Susan Walvius Overall Record: 11-17 SEC Record: 6-8

11/10	at Rice @	L	56-61
11/22	Indiana	L	58-69
11/24	vs. Montana State <	W	63-52
11/26	vs. #4 Purdue <	L	53-68
11/29	Clemson	L	43-56
12/1	vs. Akron ~	W	77-55
12/2	at Syracuse ~	L	58-73
12/4	#22 NC State	L	48-55
12/10	at Duquesne	L	65-67
12/19	East Tennessee State	W	117-71
12/21	vs. North Carolina >	L	68-74
12/28	at Charlotte	W	61-43
1/2	Arkansas *	W	66-49
1/7	#20 Auburn *	W	87-60
1/11	at #2 Tennessee *	L	45-99
1/14	at Alabama *	W	82-67
1/18	at #16 Vanderbilt *	L	56-85
1/21	#10 Florida *	L	85-97
1/24	at Wofford	W	87-45
1/28	at #10 Florida *	L	53-91
2/1	at Auburn *	W	71-65
2/4	at Mississippi *	L	53-69
2/8	#6 Georgia *	L	55-92
2/11	Kentucky *	W	70-62
2/15	Mississippi St. *	W	76-59
2/18	at Kentucky *	L	59-61
2/25	#14 LSU *	L	72-83
3/1	vs. Mississippi ^	L	68-75

@ Preseason WNIT (Houston, Texas)  
 < Torneo de Basquetbol (Cancun, Mexico)  
 ~ Carrier Classic (Syracuse, N.Y.)  
 > ACC-SEC Beach Ball Classic (Myrtle Beach, S.C.)  
 \* Southeastern Conference Game  
 ^ SEC Tournament (Memphis, Tenn.)



## 2001-02 Head Coach Susan Walvius Overall Record: 25-7 SEC Record: 10-4 • NCAA Tournament Elite Eight •

11/16	Furman	W	94-74
11/18	Louisiana-Lafayette	W	72-61
11/24	vs. Missouri @	W	72-60
11/25	at #9 Duke @	W	87-81 (ot)
11/28 (25)	at Clemson	L	63-71
11/30 (25)	Duquesne	W	75-61
12/2 (25)	Syracuse	W	76-58
12/4 (23)	Temple	W	68-65
12/8 (23)	Wofford	W	77-53
12/18 (23)	Coastal Carolina	W	94-34
12/20 (23)	vs. #16 North Carolina <	W	85-53
12/28 (17)	Charlotte	W	72-53
12/30 (17)	Florida A&M	W	82-29
1/3 (14)	#6 Vanderbilt *	W	71-52
1/6 (14)	at Mississippi St. *	W	79-64
1/10 (9)	at #15 Georgia *	W	71-64
1/13 (9)	Arkansas *	W	91-66
1/17 (8)	#3 Tennessee *	L	61-80
1/20 (8)	Kentucky *	W	78-49
1/27 (7)	at Arkansas *	L	46-74
2/3 (11)	at #15 Florida *	W	69-59
2/7 (9)	#22 Georgia *	W	64-59
2/10 (9)	at Kentucky *	W	74-73
2/14 (9)	Alabama *	W	69-54
2/17 (9)	at LSU *	L	62-72
2/21 (10)	at Auburn *	L	49-67
2/24 (10)	Mississippi *	W	82-58
3/1 (12)	vs. Arkansas ^	L	61-79
3/16 (13)	Liberty \$	W	69-61
3/18 (13)	#19 Cincinnati \$	W	75-56
3/23 (13)	vs. Drake \$	W	79-65
3/25 (13)	vs. #3 Duke \$	L	68-77

@ Duke Classic (Durham, N.C.)  
 < ACC-SEC Beach Ball Classic (Myrtle Beach, S.C.)  
 \* Southeastern Conference Game  
 ^ SEC Tournament (Nashville Tenn.)  
 \$ NCAA Tournament (Columbia, S.C./Raleigh, N.C.)

## 2002-03 Head Coach Susan Walvius Overall Record: 23-8 SEC Record: 9-5 • NCAA Tournament Participant •

11/22	Clemson	W	72-58
11/24	C. of Charleston	W	83-54
11/28	vs. Oregon @	W	67-40
11/30	vs. #18 Boston College @	W	54-51
12/3 (23)	Georgia Southern	W	75-54
12/4 (23)	Wofford	W	99-46
12/16 (18)	Middle Tennessee State	W	65-50
12/18 (18)	Louisiana-Lafayette	W	60-41
12/20 (18)	vs. #13 North Carolina <	L	69-78

12/27 (18)	at Temple	W	57-39
12/29 (18)	Alcorn State	W	96-52
12/31 (16)	South Carolina State	W	85-42
1/4 (16)	Stetson	W	101-39
1/9 (13)	#15 Mississippi St. *	W	83-79
1/12 (13)	at #11 Arkansas *	L	58-67
1/16 (14)	at #17 Vanderbilt *	W	66-57
1/19 (14)	Georgia *	L	59-67
1/23 (15)	at #4 Tennessee *	L	78-97
1/30 (16)	Florida *	W	78-64
2/2 (16)	at Kentucky *	W	49-46
2/6 (16)	#4 LSU *	L	66-69
2/9 (16)	at Alabama *	W	48-34
2/13 (15)	at #16 Georgia *	L	91-97 (2ot)
2/16 (15)	#13 Arkansas *	W	83-59
2/23 (17)	Auburn *	W	65-54
2/27 (16)	Kentucky *	W	97-51
3/2 (16)	at Mississippi *	W	91-68
3/6 (16)	vs. Mississippi ^	W	79-64
3/7 (16)	vs. #10 Mississippi St. ^	L	75-79
3/23 (16)	vs. Chattanooga \$	W	68-54
3/25 (16)	at #15 Penn State \$	L	67-77

@ Paradise Jam Tournament (U.S. Virgin Islands)  
 < ACC-SEC Beach Ball Classic (Myrtle Beach, S.C.)  
 \* Southeastern Conference Game  
 ^ SEC Tournament (Little Rock, Ark.)  
 \$ NCAA Tournament (State College, Pa.)

## 2003-04 Head Coach Susan Walvius Overall Record: 10-18 SEC Record: 1-13

11/21	at Clemson	L	99-103
11/24	Appalachian State	W	82-66
11/26	Mercer	W	99-78
11/29	Florida A&M	W	96-66
12/2	at Stetson	W	94-66
12/5	vs. Southern Utah @	W	81-79
12/6	at New Mexico @	W	69-52
12/14	at Charlotte	W	84-67
12/18	Louisiana-Lafayette	W	72-59
12/20	vs. #15 North Carolina <	L	53-77
12/30	at Seton Hall	L	46-57
1/3	at #6 Minnesota	L	53-67
1/11	at Alabama *	L	71-74
1/15	#5 Tennessee *	L	58-86
1/18	Arkansas *	L	52-66
1/22	at Florida *	L	56-61
1/25	Kentucky *	L	61-75
1/28	at C. of Charleston	W	84-61
2/1	at #15 LSU *	L	62-82
2/5	Mississippi *	L	65-71
2/8	at #1 Tennessee *	L	58-72
2/12	Alabama *	W	77-51
2/15	at #14 Auburn *	L	58-69
2/19	at Mississippi St. *	L	62-72
2/22	#18 Georgia *	L	50-73
2/26	at Kentucky *	L	54-71
2/29	#24 Vanderbilt *	L	41-62
3/4	vs. #20 Georgia *	L	42-73

@ Southwest Airlines Lobo Shootout (Albuquerque, N.M.)  
 < ACC-SEC Beach Ball Classic (Myrtle Beach, S.C.)  
 \* Southeastern Conference Game  
 ^ SEC Tournament (Nashville, Tenn.)



# Gamecock Basketball

## 2004-05

Head Coach Susan Walvius

Overall Record: 8-21

SEC Record: 2-12

11/14	at Washington @	L	53-65
11/15	vs. UNLV @	L	63-66
11/27	Jacksonville	W	79-54
11/30	Charlotte	L	72-78
12/3	Clemson	L	79-87 (ot)
12/14	Florida A&M	W	88-55
12/16	NC State	L	48-75
12/18	at Middle Tennessee State	L	56-69
12/20	Birmingham Southern	W	66-40
12/22	South Carolina State	W	85-45
12/29	Coastal Carolina <	W	70-50
12/30	Seton Hall <	L	42-53
1/2	at Virginia	L	49-66
1/6	Mississippi St. *	L	48-55
1/9	at #16 Vanderbilt *	L	43-88
1/13	C. of Charleston	W	67-37
1/16	Florida *	L	57-67
1/20	at Alabama *	L	62-75
1/23	at Arkansas *	L	49-61
1/27	#5 Tennessee *	L	53-68
1/30	at Kentucky *	L	50-66
2/6	Auburn *	L	47-56
2/10	at #18 Georgia *	L	51-67
2/13	#1 LSU *	L	36-66
2/17	at #6 Tennessee *	L	44-74
2/20	Alabama *	W	66-57
2/24	Kentucky *	W	60-47
2/27	at Mississippi *	L	51-57
3/3	vs. Mississippi ^	L	50-53

@ WBCA Classic (Seattle, Wash.)  
< Carolina Classic (Columbia, S.C.)  
\* Southeastern Conference Game  
^ SEC Tournament (Greenville, S.C.)

## 2005-06

Head Coach Susan Walvius

Overall Record: 17-12

SEC Record: 7-7

• Women's NIT Participant •

11/18	High Point	W	71-35
11/20	Winthrop	W	73-42
11/25	vs. #18 Texas @	L	55-59
11/26	vs. #19 Purdue @	L	48-56
11/29	Georgia Southern	L	66-73
12/13	#14 Minnesota	W	79-61
12/15	Ohio	W	77-49
12/17	South Carolina State	W	75-40
12/19	Savannah State	W	94-37
12/21	Bethune Cookman	W	87-26
12/29	Western Carolina	W	95-53
1/2	at Clemson	W	77-46
1/4	#1 Tennessee *	L	51-66
1/8	at Kentucky *	L	60-72
1/12	at #3 LSU *	L	46-79
1/15	#23 Vanderbilt *	L	59-67
1/22	at Alabama *	W	67-48
1/26	#15 Georgia *	L	65-74
1/29	Arkansas *	W	61-52
2/5	at Mississippi St. *	W	51-46
2/9	Kentucky *	L	71-75
2/12	at Florida *	W	81-63
2/16	at Auburn *	W	58-46
2/19	Mississippi *	W	77-66
2/21	Longwood	W	99-48
2/23	Mississippi St. *	W	75-47

2/26	at #24 Vanderbilt *	L	71-88
3/2	vs. Auburn *	L	48-64
3/17	at Xavier !	L	65-70 (ot)

@ Junkanoo Jam (Freeport, Bahamas)  
\* Southeastern Conference Game  
^ SEC Tournament (Little Rock, Ark.)  
! Women's NIT (Cincinnati, Ohio)

## 2006-07

Head Coach Susan Walvius

Overall Record: 18-15

SEC Record: 6-8

• Women's NIT Participant •

11/12	East Tennessee State	W	78-53
11/14	at Penn State	L	57-68
11/17	North Carolina A&T	W	117-63
11/20	Clemson	W	80-48
11/24	Mercer	W	77-30
11/25	Louisiana-Lafayette	L	68-83
11/29	at NC State	L	41-53
12/3	Fordham	W	77-38
12/7	#3 Oklahoma	L	51-78
12/20	High Point	W	87-49
12/23	South Carolina State	W	85-42
12/28	Samford	W	64-56
12/30	at UNC Wilmington	W	75-42
1/1	Winthrop	W	75-30
1/4	at Kentucky *	L	55-59
1/8	at #10 Stanford	L	54-69
1/11	#14 Vanderbilt *	L	66-67
1/14	Alabama *	W	95-35
1/18	at #24 Mississippi *	L	57-76
1/21	at Mississippi St. *	L	73-87
1/25	Florida *	W	79-51
1/28	Kentucky *	W	66-56
2/1	at #3 Tennessee *	L	36-72
2/4	#7 LSU *	L	46-49
2/8	at Arkansas *	W	74-69
2/11	at #9 Georgia *	L	57-81
2/15	Auburn *	W	70-61
2/18	at #12 Vanderbilt *	L	65-83
2/25	Mississippi St. *	W	72-66 (ot)
3/1	vs. Auburn *	W	65-63
3/2	vs. #2 Tennessee ^	L	63-81
3/18	Hartford !	W	81-40
3/21	Hofstra !	L	59-64

\* Southeastern Conference Game  
^ SEC Tournament (Duluth, Ga.)  
! Women's NIT (Columbia, S.C.)

## 2007-08

Head Coach Susan Walvius

Overall Record: 16-16

SEC Record: 4-10

• Women's NIT Participant •

11/9	Saint Francis (Pa.)	W	93-33
11/15	Virginia	W	66-64
11/17	Buffalo	W	66-54
11/20	Penn State	L	63-70
11/23	vs. Illinois @	L	58-91
11/25	at Fla. International @	W	82-66
12/1	UNC Wilmington	W	72-60
12/4	Charleston Southern	W	72-26
12/7	Jackson State	W	82-49
12/17	at #2 Connecticut	L	39-97
12/19	Alabama A&M	W	88-41
12/22	at Clemson	W	64-43
12/30	at #9 Oklahoma	L	63-95
1/3	UNC Asheville	W	80-52

1/6	Savannah State	W	86-47
1/10	at Alabama *	L	54-65
1/13	#2 Tennessee *	L	48-71
1/20	at Mississippi *	L	61-74
1/24	Kentucky *	L	62-66
1/27	Florida *	L	57-60
1/31	at #8 LSU *	L	37-67
2/3	Arkansas *	W	59-50
2/7	at Vanderbilt *	L	48-78
2/10	Mississippi *	W	71-62
2/17	at Auburn *	L	72-83
2/21	Mississippi St. *	L	54-58
2/24	at Florida *	W	69-65
2/28	#20 Georgia *	L	41-55
3/2	at Kentucky *	W	65-57
3/6	vs. Florida ^	L	57-71
3/21	North Carolina A&T !	W	102-74
3/24	at NC State !	L	69-72

@ FIU Thanksgiving Classic (Miami, Fla.)

^ SEC Tournament (Nashville Tenn.)

! Women's NIT (Columbia, S.C./Raleigh, N.C.)

## 2008-09

Head Coach Dawn Staley

Overall Record: 10-18

SEC Record: 2-12

11/16	at Penn State	L	42-56
11/19	Clemson	L	45-52
11/24	Davidson	W	68-47
11/28	vs. Ohio @	W	43-34
11/29	vs. UNC Wilmington @	W	57-54
12/3	at Wake Forest	L	57-74
12/5	High Point	W	73-52
12/16	USC-Upstate	W	71-57
12/19	#3 Stanford	L	47-78
12/21	Charlotte	W	78-76
12/28	#1 Connecticut	L	48-77
12/30	Jacksonville	W	58-50
1/4	at NC State	W	56-55
1/8	#9 Auburn *	L	76-80
1/11	at Georgia *	L	63-69
1/15	#19 Florida *	L	63-77
1/18	at #13 Tennessee *	L	56-68
1/22	at Mississippi *	W	76-67
1/25	#17 Vanderbilt *	L	56-66
1/29	LSU *	L	56-63
2/5	at Kentucky *	L	47-61
2/8	Mississippi *	L	65-66
2/12	at Arkansas *	L	54-58
2/15	Alabama *	W	68-57
2/22	at #15 Florida *	L	66-82
2/26	at Mississippi St. *	L	41-58
3/1	Kentucky *	L	53-70
3/5	vs. Mississippi St. ^	L	39-49

@ Cancun Thanksgiving Classic (Cancun, Mexico)

^ SEC Tournament (Little Rock, Ark.)

**Note:** Number in parentheses is South Carolina's ranking in Associated Press Poll on the date of the game.



# Gamecock Basketball

## Coaching History

Year	Coach	Won	Lost	Pct.	Conference Record (Finish)	Postseason Finish
1974-75	Pam Backhaus	18	12	.600	--	
1975-76	Frankie Porter	7	15	.318	--	
1976-77	Pam Backhaus	8	18	.308	--	
1977-78	Pam Parsons	24	10	.706	--	AIAW Regionals
1978-79	Pam Parsons	27	10	.730	--	NWIT Champions
1979-80	Pam Parsons	30	6	.833	--	AIAW Final Four
1980-81	Pam Parsons	13	17	.433	--	AIAW Regionals
1981-82	Pam Parsons	*7	0	1.000	--	NCAA Tournament second round
	Terry Kelly	#16	8	.667	--	
1982-83	Terry Kelly	16	12	.571	--	
1983-84	Terry Kelly	18	12	.600	Metro, 7-3 (4th)	
1984-85	Nancy Wilson	18	10	.643	Metro, 8-2 (2nd)	
1985-86	Nancy Wilson	19	11	.633	Metro, 9-1 (1st)	NCAA Tournament first round
1986-87	Nancy Wilson	18	12	.600	Metro, 8-4 (2nd)	
1987-88	Nancy Wilson	23	11	.676	Metro, 10-2 (1st)	NCAA Tournament second round
1988-89	Nancy Wilson	23	7	.767	Metro, 10-2 (T-1st)	NCAA Tournament first round
1989-90	Nancy Wilson	24	9	.727	Metro, 13-1 (1st)	NCAA Tournament Sweet 16
1990-91	Nancy Wilson	22	9	.710	Metro, 12-2 (T-1st)	NCAA Tournament first round
1991-92	Nancy Wilson	13	15	.464	SEC, 2-9 (12th)	
1992-93	Nancy Wilson	17	10	.629	SEC, 5-6 (7th)	
1993-94	Nancy Wilson	14	13	.518	SEC, 2-9 (T-10th)	
1994-95	Nancy Wilson	12	15	.444	SEC, 1-11 (T-10th)	
1995-96	Nancy Wilson	16	12	.571	SEC, 2-9 (T-11th)	
1996-97	Nancy Wilson	12	15	.444	SEC, 1-11 (T-11th)	
1997-98	Susan Walvius	13	15	.464	SEC, 3-11 (11th)	
1998-99	Susan Walvius	11	16	.407	SEC, 0-14 (12th)	
1999-00	Susan Walvius	13	15	.464	SEC, 3-11 (11th)	
2000-01	Susan Walvius	11	17	.611	SEC, 6-8 (T-6th)	
2001-02	Susan Walvius	25	7	.781	SEC, 10-4 (T-2nd)	NCAA Tournament Elite Eight
2002-03	Susan Walvius	23	8	.742	SEC, 9-5 (T-6th)	NCAA Tournament second round
2003-04	Susan Walvius	10	18	.357	SEC, 1-13 (12th)	
2004-05	Susan Walvius	8	21	.276	SEC, 2-12 (12th)	
2005-06	Susan Walvius	17	12	.586	SEC, 7-7 (7th)	Women's NIT first round
2006-07	Susan Walvius	18	15	.545	SEC, 6-8 (8th)	Women's NIT third round
2007-08	Susan Walvius	16	16	.500	SEC, 4-10 (T-9th)	Women's NIT second round
2008-09	Dawn Staley	10	18	.357	SEC, 2-12 (11th)	
<b>TOTALS</b>	<b>34 seasons</b>	<b>590</b>	<b>447</b>	<b>.569</b>		



**Pam Backhaus** (1974-75, 1976-77)  
26-30 (.464)



**Frankie Porter** (1975-76)  
7-15 (.318)



**Pam Parsons** (1977-82\*)  
101-43 (.701)



**Terry Kelly** (1982-84#)  
50-32 (.610)



**Nancy Wilson** (1984-97)  
231-149 (.608)



**Susan Walvius** (1997-2008)  
165-160 (.508)



**Dawn Staley** (2008-present)  
10-18 (.357)

Notes: \* Resigned after the first seven games of the 1981-82 season  
# Was named acting head coach for the remainder of the 1981-82 season  
South Carolina entered the Metro Conference before the 1983-84 season.  
The 1991-92 season was South Carolina's first in the SEC.

## Record Book

### Wins

1. Nancy Wilson	1984-97	231
2. Susan Walvius	1997-08	165
3. Pam Parsons	1977-82	101
4. Terry Kelly	1982-84	50
5. Pam Backhaus	1974-75, 1976-77	26

### Years Coached

1. Nancy Wilson	1984-97	13
2. Susan Walvius	1997-08	11
3. Pam Parsons	1977-82	4.5
4. Terry Kelly	1982-84	2.5
5. Pam Backhaus	1974-75, 1976-77	2

### Percentage

1. Pam Parsons	1977-82	101-43	.701
2. Terry Kelly	1982-84	50-32	.610
3. Nancy Wilson	1984-97	231-149	.608
4. Susan Walvius	1997-08	165-160	.508
5. Pam Backhaus	1974-75, 1976-77	26-30	.464



# Gamecock Basketball

## Series Records vs. Opponents

Opponent	Overall	Home	Away	Neut.	First Mtg	Last Mtg	Opponent	Overall	Home	Away	Neut.	First Mtg	Last Mtg
Akron	1-0	0-0	0-0	1-0	12/1/00	12/1/00	Harvard	1-0	1-0	0-0	0-0	12/19/97	12/19/97
Alabama	11-15	7-5	4-8	0-2	2/10/79	2/15/09	Hawaii	3-0	0-0	3-0	0-0	12/3/81	11/25/90
Alabama A&M	1-0	1-0	0-0	0-0	12/19/07	12/19/07	High Point	3-1	3-0	0-0	0-1	12/22/78	12/5/08
Alaska-Anchorage	1-0	0-0	0-0	1-0	2/26/88	2/26/88	Hofstra	0-1	0-1	0-0	0-0	3/21/07	3/21/07
Alcorn State	1-0	1-0	0-0	0-0	12/29/02	12/29/02	Holy Cross	1-1	0-0	0-0	1-1	11/27/88	12/28/92
Anderson	3-6	1-1	0-1	0-1	12/2/74	2/15/78	Illinois	0-1	0-0	0-0	0-1	11/23/07	11/23/07
Appalachian State	10-4	4-1	4-0	1-3	1/17/75	11/24/03	Indiana	3-1	1-1	2-0	0-0	12/29/83	11/22/00
Arizona State	1-1	0-0	0-1	1-0	12/20/95	12/4/99	Iowa	1-0	0-0	0-0	1-0	12/29/89	12/29/89
Arkansas	7-15	6-4	1-9	0-2	2/1/92	2/12/09	Jackson State	1-0	1-0	0-0	0-0	12/7/07	12/7/07
Arkansas State	0-1	0-0	0-0	0-1	12/29/94	12/29/94	Jacksonville	2-0	2-0	0-0	0-0	11/27/04	12/30/08
Auburn	12-19	7-7	4-10	1-2	1/12/80	1/8/09	James Madison	0-2	0-0	0-0	0-2	3/7/75	2/11/77
Austin Peay	1-0	0-0	0-0	1-0	12/30/93	12/20/93	Kansas State	1-1	0-0	1-0	0-1	12/20/80	11/29/81
Benedict College	2-0	0-0	1-0	1-0	2/23/78	12/1/78	Kentucky	16-26	11-8	5-15	0-3	1/10/79	3/1/09
Berry	2-0	0-0	1-0	1-0	1/13/78	2/19/86	Lander	2-0	0-0	0-0	0-0	12/11/74	1/20/75
Bethune-Cookman	1-0	1-0	0-0	0-0	12/21/05	12/21/05	Liberty	1-0	1-0	0-0	0-0	3/16/02	3/16/02
Birmingham Strn.	1-0	1-0	0-0	0-0	12/20/04	12/20/04	Longwood	1-0	1-0	0-0	0-0	2/21/06	2/21/06
Boston College	1-0	0-0	0-0	1-0	11/30/02	11/30/02	La.-Lafayette	3-1	3-1	0-0	0-0	11/18/01	11/25/06
Bowling Green	1-0	0-0	0-0	1-0	3/14/90	3/14/90	Louisiana Tech	1-3	0-1	0-2	1-0	3/23/80	1/15/83
Buffalo	1-0	1-0	0-0	0-0	11/17/07	11/17/07	Louisville	16-4	8-2	7-1	1-1	1/17/80	11/29/91
California	1-0	0-0	0-0	1-0	3/15/79	3/15/79	Loyola (Md.)	0-1	0-0	0-0	0-1	12/29/96	12/29/96
Campbell	3-0	2-0	1-0	0-0	1/31/95	11/23/96	LSU	3-18	1-9	1-9	1-0	1/4/92	1/29/09
Central Florida	2-0	2-0	0-0	0-0	2/17/86	11/28/98	Maine	1-0	0-0	1-0	0-0	11/30/91	11/30/91
Charleston Southern	5-0	4-0	1-0	0-0	12/6/91	12/4/07	Marist	1-0	0-0	0-0	1-0	12/18/95	12/18/95
Charlotte	15-5	9-2	6-3	0-0	2/23/83	12/21/08	Marshall	3-1	2-0	1-1	0-0	1/8/83	3/7/88
Chattanooga	1-0	0-0	0-0	1-0	3/23/03	3/23/03	Maryland	0-1	0-0	0-0	0-1	12/29/97	12/29/97
Cheyney St.	1-1	1-0	0-1	0-0	1/9/80	1/21/85	Memphis	16-5	10-1	4-3	2-1	3/10/78	1/25/93
Cincinnati	19-1	10-0	7-1	2-0	1/17/84	3/18/02	Mercer	6-2	3-1	2-0	1-0	1/11/75	11/24/06
Claffin	4-2	2-1	1-1	0-0	12/10/74	2/14/79	Miami (Fla.)	2-0	0-0	1-0	1-0	2/28/83	11/28/93
Clemson	22-32	15-10	5-19	2-0	1/10/76	11/19/08	Michigan	3-0	1-0	1-0	1-0	2/8/80	12/1/95
Coastal Carolina	7-0	5-0	1-0	1-0	2/28/75	12/29/04	Middle Tennessee St.	1-2	1-1	0-1	0-0	3/12/86	12/18/04
Coll. of Charleston	13-9	7-0	3-2	2-2	12/6/74	1/13/05	Minnesota	3-1	2-0	1-1	0-0	11/27/94	12/13/05
Columbia College	2-0	0-0	2-0	0-0	1/24/77	1978-79	Mississippi	11-16	7-5	3-8	1-3	11/25/78	2/8/09
Connecticut	0-2	0-1	0-1	0-0	12/17/07	12/28/08	Mississippi State	9-15	7-4	2-9	0-2	12/29/84	3/5/09
Cornell	1-0	0-0	0-0	1-0	12/30/96	12/30/96	Missouri	1-0	0-0	0-0	1-0	11/24/01	11/24/01
Davidson	2-0	1-0	0-0	0-0	2/6/75	11/24/08	Montana State	1-0	0-0	0-0	1-0	11/24/00	11/24/00
DePaul	2-2	2-1	0-1	0-0	1/13/82	12/5/89	Montclair State	1-0	0-0	1-0	0-0	1/7/80	1/7/80
Detroit	1-0	0-0	1-0	0-0	12/3/82	12/3/82	Morehead State	1-0	0-0	0-0	1-0	3/8/79	3/8/70
Dist. of Columbia	1-0	1-0	0-0	0-0	2/23/81	23/23/81	Nebraska	0-1	0-0	0-0	0-1	12/4/92	12/4/92
Drake	3-0	0-0	0-0	3-0	3/17/79	2/23/02	Nevada	1-1	0-0	0-1	1-0	11/29/97	12/3/99
Duke	1-1	0-0	1-0	0-1	11/25/01	3/1/25/02	New Hampshire	1-0	0-0	0-0	1-0	12/30/97	12/30/97
Duquesne	1-1	1-0	0-1	0-0	12/10/00	11/30/01	New Mexico	1-0	0-0	1-0	0-0	12/6/03	12/6/03
East Carolina	14-1	6-0	5-0	3-0	2/15/75	1/19/98	New Orleans	1-2	1-1	0-0	0-0	2/10/83	1/22/87
East Tennessee St.	10-1	7-0	2-1	1-0	1/19/80	11/12/06	North Carolina	6-8	2-1	2-2	2-3	1/24/76	12/20/03
Elon	0-2	0-1	0-0	0-0	2/5/75	3/6/75	North Carolina A&T	2-0	2-0	0-0	0-0	11/17/06	3/21/08
Erskine	1-0	0-0	0-0	1-0	3/3/77	3/3/77	North Carolina St.	9-18	4-5	4-8	1-4	12/20/77	1/4/09
Fairleigh Dickinson	1-0	0-0	0-0	1-0	12/31/94	12/31/94	North Greenville	1-1	1-0	0-1	0-0	12/11/76	2/2/77
Federal City	1-0	0-0	0-0	0-0	1/17/76	1/17/76	Northern Illinois	3-0	1-0	2-0	0-0	12/29/85	12/3/89
Florida	8-18	3-9	5-7	0-2	12/1/79	2/22/09	Northwestern	2-1	0-0	2-0	0-1	3/16/80	11/25/95
Florida A&M	6-0	5-0	1-0	0-0	2/4/81	12/14/04	Notre Dame	2-0	1-0	1-0	0-0	1/31/81	2/20/82
Florida Atlantic	1-0	1-0	0-0	0-0	12/15/99	12/15/99	Ohio	4-0	2-0	1-0	1-0	12/8/95	11/28/09
Florida International	2-0	0-0	2-0	0-0	2/27/83	11/25/07	Ohio State	1-2	1-0	0-2	0-0	1/9/79	1/8/81
Florida State	16-2	7-1	8-0	1-1	2/12/78	3/6/91	Oklahoma	0-2	0-1	0-1	0-0	12/7/06	12/30/07
Fordham	1-0	1-0	0-0	0-0	12/3/06	12/3/06	Old Dominion	6-9	5-2	1-6	0-1	2/10/77	11/27/93
Francis Marion	11-6	3-1	2-2	1-1	12/7/74	2/20/84	Oregon	2-0	0-0	0-0	2-0	3/16/79	11/28/02
Furman	10-1	7-0	3-1	0-0	1/31/76	11/16/01	Penn State	3-4	1-1	2-3	0-0	2/9/80	11/16/08
George Mason	2-0	1-0	1-0	0-0	1/20/99	1/2/00	Pepperdine	1-0	0-0	0-0	1-0	11/30/96	11/30/96
Georgia	4-28	2-12	1-13	1-3	2/13/76	1/11/09	Pfeiffer	0-1	0-0	0-0	0-1	12/21/78	12/21/78
Georgia Southern	17-2	11-2	6-0	0-0	12/3/77	11/29/05	Pittsburgh	2-0	1-0	1-0	0-0	12/19/81	1/21/84
Georgia State	7-0	3-0	2-0	2-0	12/17/77	12/29/93	Purdue	0-2	0-0	0-0	0-2	11/26/00	11/26/05
Hartford	1-0	1-0	0-0	0-0	3/18/07	3/18/07	Queens College	1-0	0-0	0-0	0-1	1/27/79	1/27/79





# Gamecock Basketball

Opponent	Overall	Home	Away	Neut.	First Mtg	Last Mtg	Opponent	Overall	Home	Away	Neut.	First Mtg	Last Mtg
Rhode Island	1-0	0-0	0-0	1-0	11/26/88	11/26/88	UAB	3-0	1-0	2-0	0-0	2/19/83	12/20/91
Rice	1-1	1-0	0-1	0-0	2/13/95	11/10/00	UCLA	0-1	0-1	0-0	0-0	1/5/81	1/5/81
Richmond	0-1	0-0	0-1	0-0	12/29/91	12/29/91	UNC Asheville	3-0	3-0	0-0	0-0	2/24/86	1/3/08
Rutgers	1-1	1-0	0-1	0-0	1/6/82	1/4/83	UNC Greensboro	2-1	0-0	0-0	0-0	1/24/75	2/14/75
Saint Francis (Pa.)	1-0	1-0	0-0	0-0	11/9/07	11/9/07	UNC Wilmington	4-0	2-0	1-0	1-0	11/25/98	11/29/08
Saint Joseph's (Pa.)	2-0	0-0	1-0	1-0	1/26/79	1/2/82	UNLV	1-2	0-0	0-1	1-1	11/25/85	11/15/04
Samford	1-0	1-0	0-0	0-0	12/28/06	12/28/06	USC-Aiken	1-0	0-0	1-0	0-0	2/24/79	2/24/79
San Francisco	0-1	0-0	0-0	0-1	12/19/80	12/19/80	USC-Upstate	1-0	1-0	0-0	0-0	12/16/08	12/16/08
Savannah State	2-0	2-0	0-0	0-0	12/19/05	1/6/08	UTEP	1-0	0-0	0-0	1-0	11/28/97	11/28/97
Seton Hall	0-2	0-1	0-1	0-0	12/30/03	12/30/04	Valdosta State	1-1	0-1	1-0	0-0	2/12/79	1/21/80
Siena College	1-0	0-0	0-0	1-0	12/1/96	12/1/96	Valparaiso	1-0	0-0	0-0	1-0	11/26/94	11/26/94
South Carolina St.	21-9	15-2	4-3	0-0	1/16/75	12/23/06	Vanderbilt	5-20	4-7	1-11	0-2	3/13/91	1/25/09
Southern California	1-0	0-0	1-0	0-0	3/12/80	3/12/80	Virginia	2-3	1-1	1-2	0-0	2/28/81	11/15/07
Southern Methodist	2-1	1-0	1-0	0-1	12/8/80	12/28/84	Va. Commonwealth	2-1	1-1	1-0	0-0	1/10/91	12/16/97
Southern Miss	11-8	6-1	2-5	3-2	1/25/84	3/5/91	Virginia Tech	15-6	9-1	6-4	0-1	12/8/79	2/16/91
Southern Utah	1-0	0-0	0-0	1-0	12/5/03	12/5/03	Voorhees	5-0	1-0	1-0	0-0	2/27/75	2/28/77
St. Augustine's	1-0	0-0	0-0	0-0	2/1/75	2/1/75	Wake Forest	1-1	0-0	0-1	1-0	11/24/95	12/3/08
St. Peter's	0-1	0-0	0-1	0-0	12/29/92	12/29/92	Washington	0-2	0-0	0-1	0-1	3/22/90	11/22/04
Stanford	0-2	0-1	0-1	0-0	1/8/07	12/19/08	Western Carolina	4-0	3-0	1-0	0-0	12/17/83	12/29/05
Stephen F. Austin	1-0	1-0	0-0	0-0	3/17/80	3/17/80	Western Kentucky	1-0	0-0	0-0	1-0	2/27/88	2/27/88
Stetson	4-0	2-0	2-0	0-0	2/19/82	12/2/03	Wheeling College	1-0	1-0	0-0	0-0	1/13/79	1/13/79
Syracuse	1-1	1-0	0-1	0-0	12/2/00	12/2/01	William Penn	1-0	0-0	0-0	1-0	11/28/81	11/28/81
Temple	2-0	1-0	1-0	0-0	12/4/01	12/17/02	Winthrop	6-5	5-0	0-2	0-0	2/19/75	1/1/07
Tennessee	1-38	1-16	0-18	0-4	1/15/79	1/18/09	Wis.-Milwaukee	1-0	0-0	0-0	1-0	12/28/98	12/28/98
Tennessee Tech	4-2	4-1	0-1	0-0	1978-79	3/15/89	Wofford	6-0	4-0	2-0	0-0	2/19/96	12/4/02
Texas	0-2	0-0	0-1	0-1	3/20/88	11/25/05	Wright State	1-0	0-0	0-0	1-0	12/2/89	12/2/89
Texas-Pan American	1-0	0-0	0-0	1-0	12/29/98	12/29/98	Xavier	0-1	0-0	0-1	0-0	3/17/06	3/17/06
Texas Tech	1-0	0-0	0-0	1-0	11/23/90	11/23/90	Yale	1-0	0-0	0-0	1-0	12/5/92	12/5/92
Tulane	12-0	3-0	4-0	5-0	1/23/84	12/1/95							

## Series Records vs. Conferences

<b>America East</b>	<b>3-0</b>	<b>Atlantic Coast</b>	<b>75-71</b>	<b>Big 12</b>	<b>3-6</b>	<b>Big South</b>	<b>26-6</b>
Hartford	1-0	Boston College	1-0	Kansas State	1-1	Birmingham Southern	1-0
Maine	1-0	Clemson	22-32	Missouri	1-0	Charleston Southern	5-0
New Hampshire	1-0	Duke	1-1	Nebraska	0-1	Coastal Carolina	7-0
		Florida State	16-2	Oklahoma	0-2	High Point	3-1
<b>American Midwest (NAIA)</b>	<b>2-0</b>	Maryland	0-1	Texas	0-2	Liberty	1-0
Columbia College	2-0	Miami (Fla.)	2-0	Texas Tech	1-0	UNC Asheville	3-0
		North Carolina	6-7			Winthrop	6-5
<b>Atlantic 10</b>	<b>22-8</b>	North Carolina State	9-18	<b>Big East</b>	<b>43-13</b>	<b>Big Ten</b>	<b>16-12</b>
Charlotte	15-5	Virginia	2-3	Cincinnati	19-1	Illinois	0-1
Duquesne	1-1	Virginia Tech	15-6	Connecticut	0-2	Indiana	3-1
Fordham	1-0	Wake Forest	1-1	DePaul	2-2	Iowa	1-0
Rhode Island	1-0			Louisville	16-4	Michigan	3-0
Richmond	0-1	<b>Atlantic Sun</b>	<b>27-3</b>	Notre Dame	2-0	Minnesota	3-1
Saint Joseph's	2-0	Campbell	3-0	Pittsburgh	2-0	Northwestern	2-1
Temple	2-0	East Tennessee State	10-1	Rutgers	1-1	Ohio State	1-2
Xavier	0-1	Florida Atlantic	1-0	Seton Hall	0-2	Penn State	3-4
		Jacksonville	2-0	Syracuse	1-1	Purdue	0-2
		Mercer	6-2				
		Stetson	4-0	<b>Big Sky</b>	<b>1-0</b>	<b>Big West</b>	<b>1-1</b>
		USC-Upstate	1-0	Montana State	1-0	Nevada	1-1
						<b>Carolinas-Virginia Athletic</b>	<b>0-1</b>
						Pfeiffer	0-1
						<b>Central Intercoll. Ath. (D-II)</b>	<b>1-0</b>
						St. Augustine's	1-0



# Gamecock Basketball

<b>Colonial Athletic</b>	<b>21-13</b>	<b>Mid-American</b>	<b>9-0</b>	<b>Peach Belt (D-II)</b>	<b>14-6</b>	<b>Sun Belt</b>	<b>8-6</b>
George Mason	2-0	Akron	1-0	Francis Marion	11-6	Arkansas State	0-1
Georgia State	7-0	Bowling Green	1-0	Lander	2-0	Florida International	2-0
Hofstra	0-1	Buffalo	1-0	USC-Aiken	1-0	Louisiana-Lafayette	3-1
James Madison	0-2	Northern Illinois	3-0			Middle Tennessee State	1-2
Old Dominion	6-9	Ohio	4-0	<b>Southeastern</b>	<b>86-228</b>	New Orleans	1-2
UNC Wilmington	4-0			Alabama	11-15	Western Kentucky	1-0
Virginia Commonwealth	2-1	<b>Mid-Continent</b>	<b>2-0</b>	Arkansas	7-15		
		Southern Utah	1-0	Auburn	12-19	<b>West Coast</b>	<b>1-1</b>
<b>Conference Carolinas (D-II)</b>	<b>4-6</b>	Valparaiso	1-0	Florida	8-18	Pepperdine	1-0
Anderson	3-6			Georgia	4-28	San Francisco	0-1
Erskine	1-0	<b>Mid-Eastern Athletic</b>	<b>30-9</b>	Kentucky	16-26		
		Bethune-Cookman	1-0	LSU	3-18	<b>W.Va. Intercol. Ath. (D-II)</b>	<b>1-1</b>
<b>Conference USA</b>	<b>65-17</b>	Florida A&M	6-0	Mississippi	10-16	Wheeling College	1-0
Central Florida	2-0	North Carolina A&T	2-0	Mississippi State	9-15		
East Carolina	14-1	South Carolina State	21-9	Tennessee	1-38	<b>Western Athletic</b>	<b>4-3</b>
Marshall	3-1			Vanderbilt	5-20	Hawaii	3-0
Memphis	16-5	<b>Midwest Classic</b>	<b>1-0</b>			Louisiana Tech	1-3
Rice	1-1	William Penn	1-0	<b>Southern</b>	<b>65-19</b>		
Southern Methodist	2-1			Appalachian State	10-4	<b>Independent (D-I)</b>	<b>3-0</b>
Southern Miss	11-8	<b>Missouri Valley</b>	<b>3-0</b>	Chattanooga	1-0	Longwood	1-0
Tulane	12-0	Drake	3-0	College of Charleston	13-9	Savannah State	2-0
UAB	3-0			Davidson	2-0		
UTEP	1-0	<b>Mountain West</b>	<b>2-2</b>	Elon	0-2	<b>Independent (D-II)</b>	<b>2-1</b>
		New Mexico	1-0	Furman	10-1	District of Columbia	1-0
<b>ECAC</b>	<b>2-1</b>	UNLV	1-2	Georgia Southern	17-2	North Greenville	1-1
Cheyney State	1-1			UNC Greensboro	2-1		
Montclair State	1-0	<b>Northeast</b>	<b>2-0</b>	Western Carolina	4-0	<b>Independent (NAIA)</b>	<b>5-0</b>
		Fairleigh Dickinson	1-0	Wofford	6-0	Voorhees	5-0
<b>Great West</b>	<b>1-0</b>	Saint Francis (Pa.)	1-0				
Texas-Pan American	1-0			<b>Southern Inter. Athletic (D-II)</b>	<b>6-2</b>		
		<b>Ohio Valley</b>	<b>7-2</b>	Calflin	4-2		
<b>Gulf South (D-II)</b>	<b>1-1</b>	Austin Peay	1-0	Benedict College	2-0		
Valdosta State	1-1	Morehead State	1-0			<b>Southern States Ath. (NAIA)</b>	<b>2-0</b>
		Samford	1-0	Berry College	2-0		
<b>Horizon League</b>	<b>3-0</b>	Tennessee Tech	4-2			<b>Southland</b>	<b>1-0</b>
Detroit	1-0			Stephen F. Austin	1-0		
Wisconsin-Milwaukee	1-0	<b>Pac-10</b>	<b>5-6</b>			<b>Southwestern Athletic</b>	<b>3-0</b>
Wright State	1-0	Arizona State	1-1	Alabama A&M	1-0	Alcorn State	1-0
		California	1-0	Jackson State	1-0		
<b>Ivy League</b>	<b>3-0</b>	Oregon	2-0				
Cornell	1-0	Southern California	1-0				
Harvard	1-0	Stanford	0-2				
Yale	1-0	UCLA	0-1				
		Washington	0-2				
<b>Metro Atlantic Athletic</b>	<b>3-1</b>						
Loyola (Md.)	1-0	<b>Pacific West (D-II)</b>	<b>1-0</b>				
Marist	1-0	Alaska-Anchorage	1-0				
Seina College	1-0						
St. Peter's	0-1	<b>Patriot League</b>	<b>1-1</b>				
		Holy Cross	1-1				



# Gamecock Basketball

## Series History vs. Opponents

**Akron** **1-0**  
12/01/00 W 77-55 N

**Alabama** **11-15**

2/10/79 W 80-62 H  
1/30/80 W 58-47 A  
1/20/82 L 55-59 A  
3/16/88 W 77-63 H  
1/11/92 L 74-80 H  
1/9/93 L 67-82 A  
1/22/94 L 77-94 H  
1/22/95 L 62-85 A  
2/22/96 L 75-68 H  
2/9/97 L 38-87 A  
1/4/98 L 54-64 H  
2/27/98 L 72-92 N  
2/7/99 L 73-87 A  
2/25/99 L 71-82 N  
2/17/00 L 69-67 H  
1/14/01 W 82-67 A  
2/14/02 W 69-54 H  
2/9/03 W 48-34 A  
1/11/04 L 71-74 A  
2/12/04 W 77-51 H  
1/20/05 L 62-75 A  
2/20/05 W 66-57 H  
1/22/06 W 67-48 A  
1/14/07 W 95-35 H  
1/10/08 L 54-65 A  
2/15/09 W 68-57 H

**Alabama A&M** **1-0**  
12/19/07 W 88-41 H

**Alaska-Anchorage** **1-0**  
2/26/88 W 78-60 A

**Alcorn State** **1-0**  
12/29/02 W 96-52 H

**Anderson** **3-6**

12/2/74 L 60-99  
1/10/75 W 74-73  
1/28/75 W 80-63  
2/7/76 L 53-66  
2/12/76 L 60-69 N  
1976 L 76-82  
1/31/77 L 65-78 H  
2/24/77 L 54-56 A  
2/15/78 W 87-64 H

**Appalachian State** **10-4**

1/17/75 W 55-53  
2/19/77 L 68-89 N  
2/10/78 W 81-59 N  
11/29/82 W 95-59 H  
12/5/83 W 80-60 A  
12/16/87 L 66-68 H  
12/3/88 W 98-64 A  
12/4/93 L 72-78 N  
12/30/94 L 64-70 N

2/7/95 W 98-79 H  
1/31/96 W 78-77 A  
1/15/97 W 76-63 H  
11/19/97 W 77-61 A  
11/24/03 W 82-66 H

**Arizona State** **1-1**

12/20/95 W 83-71 N  
12/4/99 L 61-56 N

**Arkansas** **7-15**

2/1/92 L 51-58 A  
1/30/93 W 76-51 H  
2/12/94 L 77-87 A  
2/11/95 L 62-63 H  
3/3/95 L 70-80 N  
1/21/96 L 58-66 A  
1/18/97 L 71-82 H  
1/24/98 L 67-86 A  
1/24/99 L 80-88 H  
1/27/00 L 87-79 A  
1/2/01 W 82-67 H  
1/13/02 W 91-66 H  
1/27/02 L 46-74 A  
3/1/02 L 61-79 N  
1/12/03 L 58-67 A  
2/16/03 W 83-59 H  
1/18/04 L 52-66 H  
1/23/05 L 49-61 A  
1/29/06 W 61-52 H  
2/8/07 W 74-69 A  
2/3/08 W 59-50 H  
2/12/09 L 54-48 A

**Arkansas State** **0-1**  
12/29/94 L 72-81 N

**Auburn** **12-19**

1/12/80 W 77-50 A  
2/16/81 W 91-69 H  
1/11/82 L 50-65 A  
2/5/83 L 38-56 A  
1/30/84 W 65-64 H  
1/9/85 L 50-61 H  
11/28/87 L 52-88 N  
11/28/89 L 61-78 A  
12/29/90 W 83-76 H  
3/1/92 L 44-71 A  
2/27/93 W 59-47 H  
1/05/94 W 64-55 A  
1/3/95 L 43-77 H  
12/10/95 L 50-56 A  
2/19/97 L 51-81 H  
1/1/98 L 65-70 A  
1/3/99 L 50-62 H  
1/9/00 L 73-50 A  
2/3/00 L 71-62 H  
1/7/01 W 66-49 H  
2/1/01 W 71-65 A  
2/21/02 L 49-67 A  
2/23/03 W 65-64 H

2/15/04 L 58-69 A  
2/6/05 L 47-56 H  
2/16/06 W 58-46 A  
3/2/06 L 48-64 N  
2/15/07 W 70-61 H  
3/1/07 W 65-63 N  
2/17/08 L 72-83 A  
1/8/09 L 76-80 H

**Austin Peay** **1-0**

12/30/93 W 90-51 N

**Benedict College** **2-0**

2/23/78 W 74-44 N  
12/1/78 W 86-45 A

**Berry** **2-0**

1/13/78 W 90-80 N  
2/19/86 W 96-65 A

**Bethune-Cookman** **1-0**

12/21/05 W 87-26 H

**Birmingham Southern** **1-0**

12/20/04 W 66-40 H

**Boston College** **1-0**

11/30/02 W 54-51 N

**Bowling Green** **1-0**

3/14/90 W 93-50 H

**Buffalo** **1-0**

11/17/07 W 66-54 H

**California** **1-0**

3/15/79 W 62-51 N

**Campbell** **3-0**

1/31/95 W 76-71 H  
12/4/95 W 82-59 H  
11/23/96 W 65-46 A

**Central Florida** **2-0**

2/17/86 W 90-67 H  
11/28/98 W 80-70 H

**Charleston Southern** **5-0**

12/6/91 W 86-26 A  
12/7/92 W 75-43 H  
2/16/99 W 78-74 H  
1/5/00 W 73-38 H  
12/4/07 W 72-26 H

**Charlotte** **15-5**

2/23/83 L 72-77 A  
2/27/84 W 79-63 H  
1/18/86 W 76-58 H  
12/2/86 L 55-61 A  
12/12/87 W 73-63 H  
12/8/88 W 89-71 A

1/9/92 L 52-69 H  
2/10/93 W 62-52 A  
2/23/94 W 74-65 H  
2/15/95 L 60-73 A  
2/7/96 W 80-68 H  
1/22/97 W 60-39 A  
2/17/98 W 78-71 H  
11/21/98 W 85-71 A  
11/19/99 W 67-61 H  
12/28/00 W 61-43 A  
12/28/01 W 72-53 H  
12/14/03 W 84-67 A  
11/30/04 L 72-78 H  
12/21/08 W 78-76 H

**Chattanooga** **1-0**

3/23/03 W 68-54 N

**Cheyney State** **1-1**

1/9/80 L 57-60 A  
1/21/85 W 73-60 H

**Cincinnati** **19-1**

1/17/84 L 77-80 A  
2/12/84 W 112-102 H  
1/24/85 W 78-77 A  
2/9/85 W 80-65 H  
1/25/86 W 67-63 H  
2/10/86 W 80-56 A  
3/3/86 W 61-48 H  
1/9/87 W 86-57 H  
2/7/87 W 69-60 A  
3/5/87 W 77-46 N  
1/11/88 W 71-44 A  
2/8/88 W 55-53 H  
1/16/89 W 63-61 A  
2/13/89 W 58-48 H  
3/10/89 W 63-60 N  
1/13/90 W 81-41 H  
2/10/90 W 64-46 A  
1/14/91 W 53-47 H  
2/11/91 W 81-58 A  
3/18/02 W 75-56 H

**Claffin** **4-2**

12/10/74 W 71-67  
12/7/76 L 81-61 A  
1/18/77 L 81-88 H  
12/5/77 W 81-61 A  
1/24/78 W 103-51 H  
2/14/79 W 100-63 H

**Clemson** **22-32**

1/10/76 L 61-66  
2/23/76 L 62-73  
1/22/77 L 60-92 H  
2/23/77 L 74-80 A  
12/10/77 W 69-66 H  
1/7/78 L 66-69 A  
1/14/78 L 66-79 A  
12/6/78 W 77-60 H



# Gamecock Basketball

2/3/79	L	63-70	A
3/7/79	W	75-74	N
12/5/79	L	73-75	A
2/2/80	W	88-72	H
3/1/80	W	89-55	N
12/6/80	L	86-67	H
2/7/81	L	70-78	A
3/10/81	W	81-64	A
12/12/81	W	82-74	A
2/6/82	W	99-91	H
12/8/82	W	73-58	H
1/22/83	L	73-89	A
12/3/83	L	77-80	A
2/11/84	L	73-81	H
12/5/84	L	62-70	H
2/25/85	L	61-83	A
12/7/85	L	61-62	A
2/3/86	W	86-72	H
12/6/86	W	74-65	A
2/11/87	W	57-54	H
1/30/88	L	60-62	H
2/10/88	L	62-72	A
1/26/89	W	64-62	H
1/28/89	L	67-74	A
12/9/89	W	82-64	H
1/8/90	W	74-52	H
12/8/90	L	40-73	H
1/16/91	W	75-62	H
2/12/92	L	69-81	A
2/3/93	W	55-54	H
2/16/94	L	75-90	A
12/8/94	W	79-73	H
2/5/96	L	57-75	A
12/18/96	L	60-66	H
11/25/97	L	59-73	A
12/17/98	L	67-84	H
11/29/99	L	65-46	A
11/29/00	L	43-56	H
11/28/01	L	63-71	A
11/22/02	W	72-58	H
11/21/03	L	99-103 (OT)	A
12/3/04	L	79-87 (OT)	H
1/2/06	W	77-46	A
11/20/06	W	80-48	H
12/22/07	W	64-43	A
11/19/08	L	45-52	H

## Coastal Carolina 7-0

2/28/75	W	66-47	N
1/5/91	W	86-51	A
2/22/95	W	89-53	H
1/16/96	W	92-39	H
12/19/99	W	67-57	H
12/18/01	W	94-34	H
12/29/04	W	70-50	H

## College of Charleston 13-9

12/6/74	W	86-74	
2/12/75	L	55-59	
1/26/76	L	93-116	
1976	L	56-65	
1976	L	70-74	
1/11/77	L	68-94	A
2/26/77	L	61-80	H

12/22/77	L	61-62	N
2/6/78	W	82-69	A
2/11/78	L	63-68	N
2/18/78	W	69-64	H
2/25/78	W	85-81	N
3/4/78	W	84-80	N
12/15/78	W	79-63	H
2/7/79	W	73-51	A
12/7/91	L	63-66	A
12/11/92	W	72-78	H
1/3/94	W	106-72	H
12/20/96	W	74-54	H
11/24/02	W	83-54	H
1/28/04	W	84-61	A
1/13/05	W	67-37	H

## Columbia College 2-0

1/24/77	W	87-61	A
1978	W	119-70	A

## Connecticut 0-2

12/17/07	L	39-97	A
12/28/08	L	48-77	H

## Cornell 1-0

12/30/96	W	60-56	N
----------	---	-------	---

## Davidson 1-0

2/6/75	W	75-48	
11/24/08	W	68-47	H

## DePaul 2-2

1/13/82	L	72-80	A
3/2/83	W	79-58	H
12/5/89	L	58-63	H
3/1/89	W	85-56	H

## Detroit 1-0

12/3/82	W	75-47	A
---------	---	-------	---

## District of Columbia 1-0

2/23/81	W	97-63	H
---------	---	-------	---

## Drake 3-0

3/17/79	W	74-71	N
11/27/87	W	78-49	N
3/23/02	W	79-65	N

## Duke 1-1

11/25/01	W	87-81 (OT)	A
3/25/02	L	68-77	N

## Duquesne 1-1

12/10/00	L	65-67	A
11/30/01	W	75-61	H

## East Carolina 14-1

2/15/75	L	64-74	
2/18/77	W	74-44	N
3/11/78	W	77-70	N
12/11/78	W	86-64	A
1/26/80	W	97-54	H
2/27/82	W	86-81	A
3/14/82	W	79-54	H

1/28/84	W	67-51	H
2/25/84	W	64-55	A
12/15/84	W	68-54	H
1/2/85	W	83-61	A
11/28/86	W	61-55	N
1/4/88	W	71-53	H
2/27/89	W	84-59	A
1/19/98	W	67-60	H

## East Tennessee State 10-1

1/19/80	W	103-60	H
1/18/82	W	64-63	H
2/14/83	L	59-70	A
12/28/91	W	79-54	N
1/7/92	W	75-65	A
1/27/93	W	86-53	H
1/26/94	W	93-83	A
1/18/95	W	81-67	H
1/8/97	W	75-71	H
12/19/00	W	117-71	H
11/12/06	W	78-53	H

## Elon 0-2

2/5/75	L	79-90	
3/6/75	L	77-82	A

## Erskine 1-0

3/3/77	W	73-71	N
--------	---	-------	---

## Fairleigh Dickinson 1-0

12/31/94	W	109-86	N
----------	---	--------	---

## Federal City 1-0

1/17/76	W	86-72	
---------	---	-------	--

## Florida 8-18

12/1/79	W	93-50	A
1/21/81	W	86-48	H
2/8/92	W	66-50	A
2/6/93	L	53-74	H
2/20/94	L	68-80	A
2/18/95	L	49-69	H
1/14/96	L	51-70	A
3/1/96	L	48-65	N
1/12/97	L	62-66	H
1/17/98	L	68-82	A
1/17/99	L	66-78	H
1/23/00	L	76-62	H
1/30/00	L	79-63	A
1/21/01	L	85-97	H
1/28/01	L	53-91	A
2/3/02	W	69-59	A
1/30/03	W	78-64	H
1/22/04	L	56-61	A
1/16/05	L	57-67	H
2/12/06	W	81-63	A
1/25/07	W	79-51	H
1/27/08	L	57-60	H
2/24/08	W	69-65	A
3/6/08	L	57-71	N
1/15/09	L	63-77	H
2/22/09	L	66-82	A

## Florida A&M 6-0

2/4/81	W	100-51	H
11/13/98	W	78-51	A
11/22/99	W	73-51	H
12/30/01	W	82-29	H
11/29/03	W	96-66	H
12/14/04	W	88-55	H



Jocelyn Penn helped South Carolina into the 2006 NCAA Elite Eight with 19 points and eight rebounds against Drake. It is the farthest into the NCAA Tournament any Gamecock basketball team has gone – men or women.





# Gamecock Basketball

1/27/86	W	83-77	H
2/8/86	W	80-67	A
1/12/87	L	68-69	H
2/9/87	W	52-51	A
1/13/88	W	57-55	A
2/6/88	W	55-45	H
1/14/89	W	81-74	A
2/18/89	W	89-59	H
1/15/90	W	65-52	H
2/12/90	W	74-64	A
3/9/90	W	80-60	N
1/12/91	W	75-67	H
2/9/91	W	66-62	H
11/29/91	L	47-74	N

## Loyola (Md.) 0-1

12/29/96	L	65-86	N
----------	---	-------	---

## LSU 3-18

1/4/92	L	57-62	A
1/2/93	W	66-56	H
1/15/94	W	90-82	A
1/14/95	L	78-90	H
2/17/96	L	62-78	H
2/15/97	L	66-73	A
12/4/97	L	56-75	A
2/14/98	L	67-86	H
2/26/98	W	76-61	N
12/1/98	L	73-88	H
2/14/99	L	63-80	A
2/27/00	L	70-55	A
2/25/01	L	72-83	H
2/17/02	L	62-72	A
2/6/03	L	66-69	H
2/1/04	L	62-82	A
2/13/05	L	36-66	H
1/12/06	L	46-79	A
2/4/07	L	46-49	H
1/31/08	L	37-67	A
1/29/09	L	56-63	H

## Maine 1-0

11/30/91	W	56-53	A
----------	---	-------	---

## Marist 1-0

12/18/95	W	95-40	N
----------	---	-------	---

## Marshall 3-1

1/8/83	W	87-62	H
1/15/84	L	80-89	A
1/7/87	W	66-57	H
3/7/88	W	70-58	A

## Maryland 0-1

12/29/97	L	60-74	N
----------	---	-------	---

## Memphis 16-5

3/10/78	W	82-80	N
2/19/81	W	76-73	A
2/10/82	W	92-67	H
1/10/83	L	67-79	A
2/14/84	W	75-59	H
3/6/84	L	60-64	N
1/30/85	L	54-57	A

1/4/86	W	69-62	H
1/24/87	W	78-68	A
2/14/87	L	66-70	H
1/18/88	W	80-62	H
2/15/88	L	69-84	A
3/12/88	W	81-70	N
1/7/89	W	97-72	H
2/4/89	W	81-53	A
1/27/90	W	79-65	H
2/17/90	W	90-55	H
1/3/91	W	80-69	H
2/18/91	W	96-49	H
2/26/92	W	61-50	H
1/25/93	W	73-68	A

## Mercer 6-2

1/11/75	L	63-81	
12/15/77	W	74-64	A
12/21/77	W	76-51	N
1/15/81	L	82-54	H
1/5/82	W	56-50	A
1/21/83	W	92-70	H
11/26/03	W	99-78	H
11/24/06	W	77-30	H

## Miami (Fla.) 2-0

2/28/83	W	66-56	A
11/28/93	W	71-68	N

## Michigan 3-0

2/8/80	W	84-50	N
12/01/94	W	82-78	H
12/01/95	W	78-69	A

## Middle Tennessee State 1-2

3/5/86	L	77-78	H
12/16/02	W	65-50	H
12/18/04	L	56-69	A

## Minnesota 3-1

11/27/94	W	78-75	A
11/29/95	W	73-35	H
1/3/04	L	53-63	A
12/13/05	W	79-61	H

## Mississippi 10-15

11/25/78	L	76-84	H
12/12/79	W	68-52	A
2/14/81	W	87-70	H
1/25/92	L	67-69	H
1/23/93	L	57-81	A
3/5/93	L	57-59	N
1/11/94	L	53-78	H
2/4/95	L	58-91	A
1/28/96	W	69-66	H
1/25/97	L	55-67	A
1/31/98	W	79-72	H
1/31/99	L	56-68	A
2/6/00	W	75-58	H
2/4/01	L	53-69	A
3/1/01	L	68-75	N
2/4/02	W	82-58	H
3/2/03	W	91-68	A
3/6/03	W	79-64	N

2/5/04	L	65-71	H
2/27/05	L	51-57	A
3/3/05	L	50-53	N
2/19/06	W	77-66	H
1/18/07	L	57-76	A
1/20/08	L	61-74	A
2/10/08	W	71-62	H
1/22/09	W	76-67	A
2/8/09	L	65-66	H

## Mississippi State 9-13

12/29/84	W	84-60	H
1/15/86	L	51-57	A
2/22/92	L	42-58	A
1/7/93	W	72-61	H
12/8/93	L	83-97	A
12/6/94	W	63-56	H
1/3/96	L	61-62	A
1/2/97	L	71-81	H
1/11/98	L	62-70	A
1/10/99	L	66-69	H
1/17/00	L	86-73	A
2/15/01	W	76-59	H
1/6/02	W	79-64	A
1/9/03	W	83-79	H
3/7/03	L	75-79	N
2/19/04	L	62-72	A
1/6/05	L	48-55	H
2/5/06	W	51-46	A
2/23/06	W	75-47	H
1/21/07	L	73-87	A
2/25/07	W	72-66 (OT)	H
2/21/08	L	54-48	H
2/26/09	L	41-58	A
3/5/09	L	39-49	N

## Missouri 1-0

11/24/01	W	72-60	N
----------	---	-------	---

## Montana State 1-0

11/24/00	W	63-52	N
----------	---	-------	---

## Montclair State 1-0

1/7/80	W	77-64	A
--------	---	-------	---

## Morehead State 1-0

3/8/79	W	70-64	N
--------	---	-------	---

## Nebraska 0-1

12/4/92	L	51-63	N
---------	---	-------	---

## Nevada 1-1

11/29/97	L	63-72	A
12/3/99	W	63-58	N

## New Hampshire 1-0

12/30/97	W	75-70	N
----------	---	-------	---

## New Mexico 1-0

12/6/03	W	69-52	A
---------	---	-------	---

## New Orleans 1-2

2/10/83	W	77-67	H
1/8/86	L	73-79	A
1/22/87	L	53-54	H

## North Carolina 6-7

1/24/76	L	65-75	
1/20/79	W	69-60	A
2/16/80	W	94-62	H
3/9/81	W	83-77	A



With 13 points and six rebounds, Shannel Harris led South Carolina past No. 14 Minnesota on Dec. 13, 2005. It was the Gamecocks' last win over a nationally-ranked team.



# Gamecock Basketball

12/14/85	L	71-72	A
1/28/87	L	46-67	H
12/12/87	L	73-77	A
1/4/89	W	98-71	H
1/6/91	W	76-69	N
12/21/00	L	68-74	N
12/20/01	W	85-53	N
12/20/02	L	69-78	N
12/20/30	L	53-77	N

<b>North Carolina A&amp;T</b>	<b>2-0</b>	
11/17/06	W 117-63	H
3/21/08	W 102-74	H

<b>North Carolina State</b>	<b>9-18</b>	
12/20/77	L 73-75	N
1/21/78	L 65-83	A
3/9/78	L 52-77	N
1/4/79	L 60-68	A
2/17/79	W 79-66	H
3/10/79	L 64-67	N
1/14/80	W 78-67	A
2/26/80	W 76-62	H
3/08/80	W 68-55	H
1/6/81	L 78-57	H
3/6/82	W 71-70	A
12/11/82	W 81-76	H
12/7/83	L 74-80	A
12/2/85	L 55-66	H
12/4/86	L 42-63	A
1/2/88	L 68-71	H
2/15/89	W 67-62	A
1/31/90	L 65-90	H
11/24/90	L 58-62	N
1/31/91	L 59-72	A
12/3/94	W 84-71	N
12/30/99	L 69-55	A
12/4/00	L 48-55	H
12/16/04	L 48-75	H
11/29/06	L 41-53	A
3/24/08	L 69-72	A
1/14/09	W 56-55	A

<b>North Greenville</b>	<b>1-1</b>	
12/11/76	L 64-71	A
2/2/77	W 77-70	H

<b>Northern Illinois</b>	<b>3-0</b>	
12/29/85	W 86-66	H
12/3/87	W 83-71	A
12/3/89	W 87-84	A

<b>Northwestern</b>	<b>2-1</b>	
3/15/80	W 64-61	A
3/17/90	W 76-67	A
11/25/95	L 78-82	N

<b>Notre Dame</b>	<b>2-0</b>	
1/31/81	W 124-48	A
2/20/82	W 76-54	H

<b>Ohio</b>	<b>4-0</b>	
12/8/95	W 73-59	H
12/6/96	W 66-62	A

12/15/06	W 77-49	H
11/28/08	W 43-34	N
<b>Ohio State</b>	<b>1-2</b>	
1/9/79	L 52-56	A
2/18/80	W 75-47	H
1/08/81	L 62-69	A
<b>Oklahoma</b>	<b>0-2</b>	
12/7/06	L 51-78	H
12/30/07	L 63-95	A

<b>Old Dominion</b>	<b>6-9</b>	
2/10/77	L 44-63	N
2/19/79	W 73-49	H
2/13/80	L 56-81	A
2/12/81	W 74-64	H
3/13/81	L 71-73	A
2/25/82	L 63-84	A
3/5/83	L 60-72	H
1/16/85	L 72-79	A
2/12/86	W 65-57	H
1/14/87	L 51-77	A
1/19/89	L 66-67	H
1/20/90	W 75-54	H
1/30/92	W 64-51	H
1/12/93	W 67-65	A
11/27/93	L 69-79	A

<b>Oregon</b>	<b>2-0</b>	
3/16/79	W 84-63	N
11/28/02	W 67-40	N

<b>Penn State</b>	<b>3-4</b>	
2/9/80	W 71-70	A
2/15/82	W 77-76	A
1/18/83	W 66-63	H
3/25/03	L 67-77	A
11/14/06	L 57-68	A
11/20/07	L 63-70	H
11/16/08	L 42-56	A

<b>Pepperdine</b>	<b>1-0</b>	
11/30/96	W 76-72	N

<b>Pfeiffer</b>	<b>0-1</b>	
12/21/78	L 81-84	N

<b>Pittsburgh</b>	<b>2-0</b>	
12/19/81	W 73-60	A
1/21/84	W 78-68	H

<b>Purdue</b>	<b>0-2</b>	
11/26/00	L 53-68	N
11/26/05	L 48-56	N

<b>Queens College</b>	<b>1-0</b>	
1/27/79	W 103-55	N

<b>Rhode Island</b>	<b>1-0</b>	
11/26/88	W 92-55	N

<b>Rice</b>	<b>1-1</b>	
2/13/95	W 87-71	H
11/10/00	L 56-61	A

<b>Richmond</b>	<b>0-1</b>	
12/29/91	L 55-65	A

<b>Rutgers</b>	<b>1-1</b>	
1/6/82	W 84-74	H
1/4/83	L 69-90	A

<b>Saint Francis (Pa.)</b>	<b>1-0</b>	
11/9/07	W 93-33	H

<b>Saint Joseph's (Pa.)</b>	<b>2-0</b>	
1/26/79	W 78-56	N
1/2/82	W 50-48	A

<b>Samford</b>	<b>1-0</b>	
12/28/06	W 64-56	H

<b>San Francisco</b>	<b>0-1</b>	
12/19/80	L 55-57	N

<b>Savannah State</b>	<b>2-0</b>	
12/19/05	W 94-37	H
1/6/08	W 86-47	H

<b>Seton Hall</b>	<b>0-2</b>	
12/30/03	L 46-57	A
12/30/04	L 42-53	H

<b>Siena College</b>	<b>1-0</b>	
12/1/96	W 82-62	N

<b>South Carolina State</b>	<b>21-9</b>	
1/16/75	L 48-49	
2/10/75	W 65-57	
3/1/75	L 55-66	
12/2/75	L 64-70	
1/14/76	L 67-79	
1976	W 75-72	
1/20/77	L 78-89	H
1/26/77	L 58-65	A
12/7/77	L 64-68	H
1/30/78	L 59-67	A
12/4/78	W 90-62	H
12/3/79	W 66-52	H
2/21/80	L 74-85	A
11/29/83	W 69-58	H
11/28/84	W 59-50	A
11/22/85	W 68-53	H
12/14/88	W 110-58	H
1/12/90	W 94-50	A
2/19/92	W 72-55	H
1/4/93	W 81-63	H
2/25/93	W 58-55	A
11/30/93	W 90-50	H
1/20/94	W 99-73	A
12/6/97	W 88-65	H
12/22/98	W 98-61	H
12/22/99	W 100-55	H
12/31/02	W 85-42	H
12/22/04	W 85-45	H

12/17/05	W 75-40	H
12/23/06	W 85-42	H

<b>Southern California</b>	<b>1-0</b>	
3/12/80	W 70-60	A

<b>Southern Methodist</b>	<b>2-1</b>	
12/8/80	L 97-38	N
1/13/83	W 81-62	A
12/28/84	W 85-53	H

<b>Southern Miss</b>	<b>11-8</b>	
1/25/84	W 82-78	A
1/10/85	W 70-67	H
3/4/85	L 80-87	A
1/13/86	L 62-63	A
1/26/87	L 53-5	A
2/23/87	W 61-46	H
3/7/87	L 66-68	N
1/16/88	W 76-61	H
2/13/88	L 70-82	A
3/11/88	W 86-77	N
1/9/89	W 85-80	H
2/6/89	L 89-91	A
3/11/89	W 92-65	N
1/29/90	L 67-69	H
2/26/90	W 82-72	H
3/10/90	L 88-95	N
1/28/91	W 78-63	H
2/25/91	W 85-74	A
3/5/91	W 70-59	N

<b>Southern Utah</b>	<b>1-0</b>	
12/5/03	W 81-79	N

<b>St. Augustine's</b>	<b>1-0</b>	
2/1/75	W 62-52	

<b>St. Peter's</b>	<b>0-1</b>	
12/29/92	L 55-67	A

<b>Stanford</b>	<b>0-2</b>	
1/8/07	L 54-69	A
12/19/08	L 47-78	H

<b>Stephen F. Austin</b>	<b>1-0</b>	
3/18/80	W 63-56	H

<b>Stetson</b>	<b>4-0</b>	
2/19/82	W 98-49	H
2/26/83	W 74-69	A
1/4/03	W 101-39	H
12/2/03	W 94-66	A

<b>Syracuse</b>	<b>1-1</b>	
12/2/00	L 58-73	A
12/2/01	W 76-58	H

<b>Temple</b>	<b>2-0</b>	
12/4/01	W 68-65	H
12/27/02	W 57-39	A



# Gamecock Basketball

<b>Tennessee</b>	<b>1-38</b>
1/15/79	L 54-62 A
3/9/79	L 64-76 A
1/23/80	W 56-52 H
3/7/80	L 54-67 H
3/21/80	L 72-75 N
1/12/81	L 54-65 A
1/25/82	L 81-87 H
12/4/82	L 62-84 N
2/16/83	L 67-87 A
2/8/84	L 66-71 H
2/18/85	L 58-66 A
1/6/86	L 54-70 H
2/19/87	L 56-80 A
1/20/88	L 80-85 H
2/2/89	L 54-60 A
1/25/90	L 69-70 H
1/24/91	L 61-77 A
1/15/92	L 58-78 H
2/18/93	L 57-100 A
2/8/94	L 75-91 H
1/12/95	L 55-72 A
2/15/96	L 73-79 H
2/11/97	L 59-90 A
2/28/97	L 48-75 N
1/6/98	L 52094 H
1/7/99	L 58-87 A
1/14/00	L 92-76 H
1/11/01	L 45-99 A
1/17/02	L 61-80 H
1/23/03	L 78-97 A
1/15/04	L 58-86 H
2/8/04	L 58-72 A
1/27/05	L 53-68 H
2/17/05	L 44-74 A
2/4/06	L 51-66 H
2/1/07	L 36-72 A
3/2/07	L 63-81 N
1/13/08	L 48-71 H
1/18/09	L 56-68 A
<b>Tennessee Tech</b>	<b>4-2</b>
1978	W 97-83 H
2/4/80	W 87-73 H
3/4/80	W 68-62 N
2/21/81	L 66-67 A
12/22/81	W 83-57 H
3/15/89	L 73-77 H
<b>Texas</b>	<b>0-2</b>
3/20/88	L 58-77 A
11/25/05	L 55-59 N
<b>Texas-Pan American</b>	<b>1-0</b>
12/29/98	W 109-71 N
<b>Texas Tech</b>	<b>1-0</b>
11/23/90	W 67-65 N
<b>Tulane</b>	<b>12-0</b>
1/23/84	W 79-74 A
3/5/84	W 74-64 N
1/12/85	W 75-67 H
3/3/85	W 76-66 N

1/11/86	W 72-67 A
1/6/90	W 86-52 H
2/3/90	W 76-55 A
3/8/90	W 71-62 N
1/26/91	W 73-49 H
2/23/91	W 79-73 A
3/4/91	W 80-44 N
12/19/95	W 72-66 N
<b>UAB</b>	<b>3-0</b>
2/19/83	W 73-71 H
2/12/85	W 79-64 A
12/20/91	W 71-68 A
<b>UCLA</b>	<b>0-1</b>
1/5/81	L 86-81 H
<b>UNC Asheville</b>	<b>3-0</b>
2/24/86	W 111-36 H
12/5/98	W 80-40 H
1/3/08	W 80-52 H
<b>UNC Greensboro</b>	<b>2-1</b>
1/24/75	W 70-54 H
2/3/75	W 71-66 A
2/14/75	L 84-86 N
<b>UNC Wilmington</b>	<b>4-0</b>
11/25/98	W 82-62 H
12/30/06	W 75-42 A
12/1/08	W 72-60 H
11/29/09	W 57-54 N
<b>UNLV</b>	<b>1-2</b>
11/25/85	L 62-77 A
2/28/88	W 98-97 N
11/15/05	L 63-66 N
<b>USC Aiken</b>	<b>1-0</b>
2/24/79	W 91-42 A
<b>USC Upstate</b>	<b>1-0</b>
12/16/09	W 71-57 H
<b>UTEP</b>	<b>1-0</b>
11/28/97	W 100-60 N
<b>Valdosta State</b>	<b>1-1</b>
2/12/79	L 91-98 A
1/21/80	W 88-56 H
<b>Valparaiso</b>	<b>1-0</b>
11/26/94	W 79-53 N
<b>Vanderbilt</b>	<b>5-20</b>
3/13/91	L 64-73 A
12/31/91	W 72-65 H
3/6/92	L 47-58 N
2/13/93	L 48-58 A
2/26/94	L 56-71 H
3/2/95	L 58-98 A
1/8/96	L 69-80 H
1/5/97	L 33-70 A
1/14/98	W 70-66 H

1/28/98	L 53-66 A
1/14/99	L 54-81 A
1/28/99	L 63-76 H
1/20/00	W 52-48 H
3/2/00	L 80-58 N
1/18/01	L 56-85 A
1/3/02	W 71-52 H
1/16/03	W 66-57 A
2/29/04	L 41-62 H
1/9/05	L 43-88 A
1/15/06	L 59-67 H
2/26/06	L 71-88 A
1/11/07	L 66-67 H
2/18/07	L 65-83 A
2/7/08	L 48-78 A
1/25/09	L 56-66 H
<b>Virginia</b>	<b>2-3</b>
2/28/81	W 71-52 A
12/20/84	L 68-70 H
12/21/85	L 58-85 A
1/2/05	L 49-66 A
11/15/07	W 66-64 H
<b>Virginia Commonwealth</b>	<b>2-1</b>
1/10/91	W 69-64 H
11/26/96	L 52-66 H
12/16/97	W 86-79 A
<b>Virginia Tech</b>	<b>15-6</b>
12/08/79	W 86-68 H
12/1/80	L 78-42 A
2/18/84	W 89-74 H
3/3/84	W 80-70 A
3/7/84	L 76-89 N
2/2/85	L 58-59 A
2/21/85	W 76-72 H
2/1/86	W 92-83 A
2/15/86	W 69-53 H
3/2/86	W 67-54 A
1/5/87	W 60-52 A
2/2/87	L 65-69 H
3/6/87	W 59-55 A
2/1/88	W 75-44 H
3/5/88	W 73-69 A
1/30/89	W 86-52 H
2/25/89	L 59-63 A
2/5/90	W 72-47 H
2/21/90	W 67-59 A
1/19/91	L 67-69 A
2/16/91	W 66-51 H
<b>Voorhees</b>	<b>5-0</b>
2/27/75	W 81-62
12/09/75	W 81-73
2/2/76	W 88-74
2/5/77	W 75-58 A
2/28/77	W 87-60 H
<b>Wake Forest</b>	<b>1-1</b>
11/24/95	W 83-69 N
12/3/08	L 57-74 A

<b>Washington</b>	<b>0-2</b>
3/22/90	L 61-73 N
11/14/05	L 53-65 A
<b>Western Carolina</b>	<b>4-0</b>
12/17/83	W 84-59 H
2/16/93	W 69-54 H
1/13/94	W 114-56 A
12/29/05	W 95-53 H
<b>Western Kentucky</b>	<b>1-0</b>
2/27/88	W 65-64 N
<b>Wheeling College</b>	<b>1-0</b>
1/13/79	W 137-34 H
<b>William Penn</b>	<b>1-0</b>
11/28/81	W 75-56 N
<b>Winthrop</b>	<b>6-5</b>
2/19/75	L 77-79
3/1/75	L 57-82
1/19/76	L 73-75
1976	W 74-66
1/14/77	W 81-78 H
2/17/77	L 68-79 A
1/27/78	L 58-60 A
2/21/79	W 81-42 H
2/5/97	W 90-55 H
11/20/05	W 73-42 H
1/1/07	W 75-30 H
<b>Wisconsin-Milwaukee</b>	<b>1-0</b>
12/28/98	W 89-63 N
<b>Wofford</b>	<b>6-0</b>
2/19/96	W 87-47 H
2/24/97	W 80-50 A
11/18/98	W 111-71 H
1/24/01	W 87-45 A
12/08/01	W 77-53 H
12/4/02	W 99-46 H
<b>Wright State</b>	<b>1-0</b>
12/2/89	W 86-45 N
<b>Xavier</b>	<b>0-1</b>
3/17/06	L 65-70 A
<b>Yale</b>	<b>1-0</b>
12/5/92	W 64-57 N






# Gamecock Basketball

## Games vs. Ranked Opponents

Date	Opp. Rank	Opponent	SC Rank	Site	Result	Score	Date	Opp. Rank	Opponent	SC Rank	Site	Result	Score
2/22/09	15	Florida		A	L	66-82	1/3/02	6	Vanderbilt	14	H	W	71-52
1/25/09	17	Vanderbilt		H	L	56-66	12/20/01	16	North Carolina	23	N	W	85-53
1/18/09	13	Tennessee		A	L	56-68	11/25/01	9	Duke		A	W (OT)	87-81
1/15/09	19	Florida		H	L	63-77	2/25/01	14	LSU		H	L	72-83
1/8/09	9	Auburn		H	L	76-80	2/8/01	6	Georgia		H	L	55-92
12/28/08	1	Connecticut		H	L	48-77	1/28/01	10	Florida		A	L	53-91
12/19/08	3	Stanford		H	L	47-78	1/21/01	10	Florida		H	L	85-97
2/28/08	20	Georgia		H	L	41-55	1/18/01	16	Vanderbilt		A	L	56-85
1/31/08	8	LSU		A	L	37-67	1/11/01	2	Tennessee		A	L	45-99
1/13/08	2	Tennessee		H	L	48-71	1/7/01	20	Auburn		H	W	87-60
12/30/07	9	Oklahoma		A	L	63-95	12/4/00	22	North Carolina State		H	L	48-55
12/17/07	2	Connecticut		A	L	39-97	11/26/00	4	Purdue		N	L	53-68
3/2/07	2	Tennessee		N	L	63-81	2/27/00	9	LSU		A	L	55-70
2/18/07	12	Vanderbilt		A	L	65-83	2/3/00	13	Auburn		H	L	62-71
2/11/07	9	Georgia		A	L	57-81	1/17/00	21	Mississippi State		A	L	73-86
2/4/07	7	LSU		H	L	46-49	1/14/00	2	Tennessee		H	L	76-92
2/1/07	3	Tennessee		A	L	36-72	1/9/00	5	Auburn		A	L	50-73
1/18/07	24	Mississippi		A	L	57-76	12/30/99	4	North Carolina State		A	L	55-69
1/11/07	14	Vanderbilt		H	L	66-67	2/14/99	20	LSU		A	L	63-80
1/8/07	10	Stanford		A	L	54-69	2/7/99	21	Alabama		A	L	73-87
12/7/06	3	Oklahoma		H	L	51-78	2/3/99	8	Georgia		H	L	58-62
2/26/06	24	Vanderbilt		A	L	71-88	1/17/99	18	Florida		H	L	66-78
1/26/06	15	Georgia		H	L	65-74	1/7/99	2	Tennessee		A	L	58-87
1/15/06	23	Vanderbilt		H	L	59-67	12/17/99	14	Clemson		H	L	67-84
1/12/06	3	LSU		A	L	46-79	2/4/98	24	Georgia		A	L	61-80
1/4/06	1	Tennessee		H	L	51-66	1/28/98	6	Vanderbilt		A	L	53-66
12/13/05	14	Minnesota		H	W	79-61	1/17/98	12	Florida		A	L	68-82
11/26/05	19	Purdue		N	L	48-56	1/14/98	5	Vanderbilt		H	W	70-66
11/25/05	18	Texas		N	L	55-59	1/6/98	1	Tennessee		H	L	52-94
2/17/05	6	Tennessee		A	L	44-74	1/1/98	20	Auburn		A	L	65-70
2/13/05	1	LSU		H	L	36-66	2/28/97	11	Tennessee		N	L	48-75
2/10/05	18	Georgia		A	L	51-67	2/15/97	13	LSU		A	L	66-73
1/27/05	5	Tennessee		H	L	53-68	2/11/97	9	Tennessee		A	L	59-90
1/9/05	16	Vanderbilt		A	L	43-88	2/9/97	7	Alabama		A	L	38-87
3/4/04	20	Georgia		N	L	42-73	2/1/97	7	Georgia		H	L	35-78
2/29/04	24	Vanderbilt		H	L	41-62	1/18/97	13	Arkansas		H	L	71-82
2/22/04	18	Georgia		H	L	50-73	1/12/97	25	Florida		H	L	62-66
2/15/04	14	Auburn		A	L	58-69	1/5/97	11	Vanderbilt		A	L	33-70
2/8/04	1	Tennessee		A	L	58-72	12/18/96	22	Clemson		H	L	60-66
2/1/04	15	LSU		A	L	62-82	2/22/96	12	Alabama		H	L (OT)	68-75
1/15/04	5	Tennessee		H	L	58-86	2/15/96	6	Tennessee		H	L (OT)	73-79
1/3/04	6	Minnesota		A	L	53-67	2/11/96	1	Georgia		A	L	61-79
12/20/03	15	North Carolina		N	L	53-77	2/5/96	17	Clemson		A	L	57-75
3/25/03	15	Penn State	16	A	L	67-77	1/21/96	20	Arkansas		A	L	58-66
3/7/03	10	Mississippi State	16	N	L	75-79	1/14/96	24	Florida		A	L	51-70
2/16/03	13	Arkansas	15	H	W	83-59	1/8/96	2	Vanderbilt		H	L	69-80
2/13/03	16	Georgia	15	A	L (2OT)	91-97	12/10/95	25	Auburn		A	L	50-56
2/6/03	4	LSU	16	H	L	66-69	3/3/95	14	Arkansas		N	L	70-80
1/23/03	4	Tennessee	15	A	L	78-97	3/2/95	9	Vanderbilt		A	L	58-98
1/16/03	17	Vanderbilt	14	A	W	66-57	2/18/95	14	Florida		H	L	49-69
1/12/03	11	Arkansas	13	A	L	58-67	2/11/95	20	Arkansas		H	L	62-63
1/9/03	15	Mississippi State	13	H	W	83-79	2/4/95	17	Mississippi		A	L	58-91
12/20/02	13	North Carolina	18	N	L	69-78	1/29/95	11	Georgia		H	L	58-80
11/30/02	18	Boston College		N	W	54-51	1/22/95	14	Alabama		A	L	62-85
3/25/02	3	Duke	13	N	L	68-77	1/12/95	1	Tennessee		A	L	55-72
3/18/02	19	Cincinnati	13	H	W	75-56	2/26/94	13	Vanderbilt		H	L	56-71
2/7/02	22	Georgia	9	H	W	64-59	2/8/94	2	Tennessee		H	L	75-91
2/3/02	15	Florida	11	A	W	69-59	1/22/94	15	Alabama		H	L	77-94
1/17/02	3	Tennessee	8	H	L	61-80	1/5/94	19	Auburn		A	W	64-55
1/10/02	15	Georgia	9	A	W	71-64	2/27/93	3	Auburn		H	W	59-47



# Gamecock Basketball

Date	Opp. Rank	Opponent	SC Rank	Site	Result	Score	Date	Opp. Rank	Opponent	SC Rank	Site	Result	Score
2/18/93	1	Tennessee		A	L	57-100	1/30/85	20	Memphis		A	L	54-57
2/13/93	2	Vanderbilt		A	L	48-58	1/9/85	12	Auburn		H	L	50-61
2/3/93	19	Clemson		H	W	55-54	12/20/84	10	Virginia		H	L	68-70
3/6/92	12	Vanderbilt		N	L	47-58	2/11/84	19	Clemson		H	L	73-81
2/12/92	23	Clemson		A	L	69-81	2/8/84	7	Tennessee		H	L	66-71
1/25/92	8	Mississippi		H	L	67-69	1/30/84	10	Auburn		H	W	65-64
1/18/92	25	Georgia		A	L	62-63	12/7/83	14	North Carolina State		A	L	74-80
1/15/92	2	Tennessee		H	L	58-78	12/3/83	19	Clemson		A	L	77-80
1/4/92	23	LSU		A	L	57-62	2/16/83	4	Tennessee		A	L	67-87
12/31/91	4	Vanderbilt		H	W	72-65	2/5/83	20	Auburn		A	L	38-56
2/4/91	22	Florida State		A	W (2OT)	92-91	2/2/83	7	Kentucky		A	L	77-89
1/31/91	6	North Carolina State		A	L	59-72	1/22/83	9	Georgia		H	L	72-74
1/24/91	4	Tennessee		A	L	61-77	12/11/82	12	North Carolina State	15	H	W (OT)	81-76
1/21/91	25	Florida State		H	L	60-69	12/4/82	4	Tennessee	13	N	L	62-84
1/16/91	17	Clemson		H	W	75-62	3/18/82	14	Kentucky	12	N	L	69-73
12/29/90	3	Auburn		H	W	83-76	3/6/82	10	North Carolina State	14	A	W	71-70
12/11/90	3	Georgia		H	L	56-74	2/13/82	11	Kentucky	19	H	W	91-81
12/8/90	17	Clemson	22	H	L	40-73	2/10/82	10	Memphis	19	H	W	92-67
11/24/90	8	North Carolina State	22	N	L	58-62	1/30/82	16	Georgia	12	A	L (OT)	75-82
11/23/90	7	Texas Tech	22	N	W	67-65	12/12/81	17	Clemson	3	A	W	82-74
3/22/90	3	Washington	19	N	L	61-73	3/14/81	10	Kentucky		N	L	69-87
3/17/90	13	Northwestern	19	A	W	76-67	3/10/81	16	Clemson		A	W	81-64
3/10/90	22	Southern Miss	17	N	L (2OT)	88-95	2/28/81	16	Virginia	14	A	W	71-52
2/26/90	20	Southern Miss	17	H	W	82-72	2/16/81	20	Auburn	15	H	W	91-69
2/15/90	7	Georgia	19	A	L	57-72	1/24/81	9	Kentucky	13	A	L (OT)	65-70
1/31/90	11	North Carolina State	15	H	L	65-90	1/12/81	9	Tennessee	10	A	[L] L	54-65
1/29/90	18	Southern Miss	15	H	L	67-69	1/6/81	7	North Carolina State	10	H	[W] L	78-57
1/25/90	3	Tennessee	18	H	L	69-70	12/6/80	19	Clemson	6	H	[W] L	86-67
1/20/90	24	Old Dominion	17	H	W	75-54	3/21/80	2	Tennessee	4	N	L	72-75
12/30/89	3	Georgia	20	N	L	64-76	3/8/80	8	North Carolina State	7	H	W	68-55
12/29/89	4	Iowa	20	N	W	82-76	3/7/80	3	Tennessee	7	H	L	54-67
12/5/89	5	DePaul	17	H	L	58-63	3/1/80	16	Clemson	7	N	W	89-55
11/28/89	6	Auburn	17	A	L	61-78	2/26/80	8	North Carolina State	7	H	W	76-62
2/15/89	13	North Carolina State	18	A	W	67-62	2/2/80	16	Clemson	7	H	W	88-72
2/2/89	2	Tennessee	17	A	L	54-60	1/23/80	4	Tennessee	8	H	W	56-52
1/12/89	6	Georgia	16	H	L	73-82	1/14/80	8	North Carolina State	10	A	W	78-67
3/20/88	4	Texas		A	L	58-77	1/9/80	9	Cheyney State	10	A	L	57-60
2/3/88	13	Georgia		A	L	60-82	1/3/80	18	Kentucky	11	H	W	84-61
1/20/88	4	Tennessee		H	L	80-85	3/10/79	9	North Carolina State	15	N	L	64-67
11/28/87	3	Auburn		N	L	52-88	3/9/79	8	Tennessee	15	A	L	64-76
2/19/87	9	Tennessee		A	L	56-80	2/17/79	7	North Carolina State		H	W	79-66
1/2/87	11	Georgia		H	L	56-69	2/12/79	16	Valdosta State		A	L	91-98
12/4/86	20	North Carolina State		A	L	42-63	1/15/79	4	Tennessee		A	L	54-62
1/22/86	2	Georgia		A	L	70-93	1/4/79	10	North Carolina State		A	L	60-68
1/6/86	11	Tennessee		H	L	54-70	11/25/78	16	Mississippi		H	L	76-84
12/21/85	6	Virginia		A	L	58-85	3/10/78	14	Memphis		N	W	82-80
12/14/85	19	North Carolina		A	L	71-72	3/9/78	5	North Carolina State		N	L	52-77
12/2/85	20	North Carolina State		H	L	55-66	1/21/78	2	North Carolina State		A	L	65-83
2/18/85	20	Tennessee		A	L	58-66	12/20/77	4	North Carolina State		N	L	73-75

## South Carolina vs. Ranked Teams Breakdown

	Overall	Home	Away	Neutral
<b>When Facing</b>				
No. 1	0-8	0-4	0-4	—
Top 5	6-50	5-20	0-20	1-10
Top 10	16-89	11-33	3-42	2-14
Top 25	45-173	26-66	13-83	6-24
<b>When</b>				
Ranked Higher than Opp.	16-6	10-2	5-2	1-2
Ranked Lower than Opp.	13-28	6-9	4-10	3-9
Not Ranked	16-139	10-55	4-71	2-13

Last Win ..... 79-61, No. 14 Minnesota, 12/13/05, in Columbia  
 Last Home Win ..... 79-61, No. 14 Minnesota, 12/13/05  
 Last Road Win ..... 66-57, No. 17 Vanderbilt, 1/16/06  
 Last Neutral Site Win ..... 54-51, No. 18 Boston College, 11/30/02

Highest-Ranked Team Defeated ..... 83-76, No. 3 Auburn, 12/29/90

Most Wins in a Season ..... 7 in 1979-80, 2001-02  
 Most Games Played in a Season ..... 13 in 1989-90  
 Most Home Games Played in a Season ..... 6 in 1979-80, 1989-90  
 Most Road Games Played in a Season ..... 5 in 1995-96, 2002-03, 2006-07

























# Gamecock Basketball

## Yearly Statistical Leaders

### Scoring Average

Year	Name	Class	Gms	Pts	Avg
1974-75	Denise Nanney	So.	30	527	17.6
1975-76	Denise Nanney	Jr.	22	391	17.8
1976-77	Denise Nanney	Sr.	26	470	18.1
1977-78	Katrina Anderson	Jr.	34	754	22.2
1978-79	Katrina Anderson	Sr.	37	700	18.9
1979-80	Sheila Foster	So.	36	589	16.4
1980-81	Sheila Foster	Jr.	30	534	17.8
1981-82	Sheila Foster	Sr.	31	627	20.2
1982-83	Sharon Gilmore	Fr.	28	425	15.2
1983-84	Brantley Southers	So.	30	551	18.4
1984-85	Brantley Southers	Jr.	28	482	17.2
1985-86	Brantley Southers	Sr.	30	615	20.5
1986-87	Martha Parker	So.	30	466	15.5
1987-88	Martha Parker	Jr.	34	563	16.6
1988-89	Beth Hunt	So.	30	592	19.7
1989-90	Beth Hunt	Jr.	33	748	22.7
1990-91	Karen Middleton	Sr.	31	544	17.5
1991-92	Marsha Williams	Jr.	28	598	21.4
1992-93	Lori Joyner	Sr.	22	337	15.3
1993-94	Shannon Johnson	So.	27	634	23.5
1994-95	Shannon Johnson	Jr.	27	646	23.9
1995-96	Shannon Johnson	Sr.	28	691	24.7
1996-97	Nikki Miars	So.	27	404	15.0
1997-98	Annie Lester	So.	28	495	17.7
1998-99	Annie Lester	Jr.	27	397	14.7
1999-00	Annie Lester	Sr.	28	354	12.6
2000-01	Teresa Geter	Jr.	27	312	11.6
2001-02	Jocelyn Penn	Jr.	32	525	16.4
2002-03	Jocelyn Penn	Sr.	30	716	23.9
2003-04	Cristina Ciocan	Sr.	27	317	11.7
2004-05	Lauren Simms	So.	26	306	11.8
2005-06	Melanie Johnson	Jr.	29	318	11.0
2006-07	Lauren Simms	Sr.	33	324	9.8
2007-08	Jordan Jones	Fr.	32	419	13.1
2008-09	Brionna Dickerson	Sr.	19	254	13.4

### Rebounding Average

Year	Name	Class	Gms	Reb	Avg
1974-75	Denise Nanney	So.	30	361	12.0
1975-76	Denise Nanney	Jr.	22	267	12.1
1976-77	Denise Nanney	Sr.	26	249	9.6
1977-78	Katrina Anderson	Jr.	34	436	12.8
1978-79	Katrina Anderson	Sr.	37	371	10.0
1979-80	Sheila Foster	So.	36	379	10.5
1980-81	Sheila Foster	Jr.	30	381	12.7
1981-82	Sheila Foster	Sr.	31	338	10.9
1982-83	Sharon Gilmore	Fr.	28	232	8.3
1983-84	Brantley Southers	So.	30	240	8.0
1984-85	Sharon Gilmore	Jr.	22	169	7.7
1985-86	Sharon Gilmore	Sr.	30	266	8.9
1986-87	Schonna Banner	Fr.	29	182	6.3
1987-88	Schonna Banner	So.	33	240	7.3
1988-89	Beth Hunt	So.	30	276	9.2
1989-90	Beth Hunt	Jr.	33	337	10.2
1990-91	Marsha Williams	So.	31	303	9.8
1991-92	Marsha Williams	Jr.	28	315	11.3
1992-93	Marsha Williams	Sr.	24	256	10.7
1993-94	Malinda McDaniel	Sr.	27	220	8.1

1994-95	Shannon Johnson	Jr.	27	172	6.4
1995-96	Trese Hickey	Jr.	27	177	6.6
1996-97	Annie Lester	Fr.	27	180	6.7
1997-98	Annie Lester	So.	28	247	8.8
1998-99	Annie Lester	Jr.	27	213	7.9
1999-00	Petra Ujhelyi	Fr.	28	180	6.4
2000-01	Teresa Geter	Jr.	27	176	6.5
2001-02	Jocelyn Penn	Jr.	32	214	6.7
2002-03	Petra Ujhelyi	Sr.	31	288	9.3
2003-04	Iva Sliskovic	Fr.	28	200	7.1
2004-05	Melanie Johnson	So.	28	189	6.8
2005-06	Melanie Johnson	Jr.	29	192	6.6
2006-07	Melanie Johnson	Sr.	32	176	5.5
2007-08	Demetress Adams	Jr.	32	286	8.9
2008-09	Demetress Adams	Sr.	18	130	7.2

### Field Goal Percentage

(Minimum 160 Attempts)

Year	Name	Class	FGM	FGA	Avg
1975-76	Denise Nanney	Jr.	164	340	.482
1976-77	Denise Nanney	Sr.	217	527	.412
1977-78	Katrina Anderson	Jr.	306	544	.563
1978-79	Katrina Anderson	Sr.	283	540	.524
1979-80	Sheila Foster	So.	245	452	.542
1980-81	Sheila Foster	Jr.	211	396	.533
1981-82	Sheila Foster	Sr.	252	432	.583
1982-83	Sharon Gilmore	Fr.	184	317	.580
1983-84	Mindy Ballou	So.	137	261	.525
1984-85	Sharon Gilmore	Jr.	110	215	.512
1985-86	Sharon Gilmore	Sr.	189	368	.514
1986-87	Schonna Banner	Fr.	183	350	.523
1987-88	Martha Parker	Jr.	202	359	.563
1988-89	Beth Hunt	So.	242	420	.576
1989-90	Beth Hunt	Jr.	316	547	.578
1990-91	Karen Middleton	Sr.	187	437	.428
1991-92	Marsha Williams	Jr.	236	508	.465
1992-93	Michelle Murray	Sr.	80	164	.488
1993-94	Malinda McDaniel	Sr.	95	178	.534
1994-95	Cindy Kelly	Jr.	114	232	.491
1995-96	Shannon Johnson	Sr.	238	544	.438
1996-97	Annie Lester	Fr.	103	222	.464
1997-98	Annie Lester	So.	190	424	.448
1998-99	Jocelyn Penn	Fr.	130	247	.526
1999-00	Jocelyn Penn	So.	127	230	.552
2000-01	Teresa Geter	Jr.	113	190	.595
2001-02	Jocelyn Penn	Jr.	218	351	.621
2002-03	Jocelyn Penn	Sr.	282	449	.628
2003-04	Iva Sliskovic	Fr.	123	224	.549
2004-05	Melanie Johnson	So.	86	182	.473
2005-06	Melanie Johnson	Jr.	127	241	.527
2006-07	Iva Sliskovic	Sr.	89	195	.456
2007-08	Ilona Burgrova	Sr.	118	214	.551
2008-09	La'Keisha Sutton	Fr.	108	263	.411



# Gamecock Basketball

## Free Throw Percentage

(Minimum 45 Attempts)

Year	Name	Class	FTM	FTA	Avg
1975-76	Charlene DuBose	Sr.	39	50	.780
1976-77	Joyce Gilbert	Fr.	66	75	.880
1977-78	Jean Walling	Fr.	39	64	.609
1978-79	Katrina Anderson	Sr.	134	195	.687
1979-80	Becky Parker	Fr.	51	70	.729
1980-81	Rita Johnson	Sr.	78	97	.804
1981-82	Brantley Southers	Fr.	48	66	.727
1982-83	Sharon Rivers	Sr.	44	57	.772
1983-84	Brantley Southers	So.	73	88	.830
1984-85	Brantley Southers	Jr.	60	78	.769
1985-86	Brantley Southers	Sr.	83	97	.856
1986-87	Monica Williams	Jr.	55	72	.764
1987-88	Monica Williams	Sr.	49	65	.754
1988-89	Martha Parker	Sr.	119	150	.793
1989-90	Lisa Diaz	Sr.	45	55	.818
1990-91	Karen Middleton	Sr.	55	67	.821
1991-92	Nicki Bass	So.	81	106	.764
1992-93	Lori Joyner	Sr.	104	135	.770
1993-94	Jenny Randall	Jr.	51	59	.864
1994-95	Jenny Randall	Sr.	35	49	.714
1995-96	Audrey Ramsey	So.	39	52	.750
1996-97	Nikki Miars	So.	124	162	.816
1997-98	Annie Lester	So.	115	148	.777
1998-99	Shannon Segres	Fr.	70	93	.753
1999-00	Shannon Segres	So.	51	64	.797
2000-01	Teresa Geter	Jr.	74	99	.747
2001-02	Teresa Geter	Sr.	69	85	.812
2002-03	Cristina Ciocan	Jr.	57	74	.770
2003-04	Kelly Morrone	Sr.	38	47	.809
2004-05	Iva Sliskovic	So.	45	65	.692
2005-06	Iva Sliskovic	Jr.	75	106	.708
2006-07	Lauren Simms	Sr.	49	65	.754
2007-08	Brionna Dickerson	Jr.	49	60	.517
2008-09	C.J. Pace	Sr.	37	48	.771


## 3-Point Field Goal Percentage

(Minimum 50 Attempts)

Year	Name	Class	FGM	FGA	Avg
1987-88	Karen Middleton	Fr.	75	173	.434
1988-89	Karen Middleton	So.	51	112	.455
1989-90	Karen Middleton	Jr.	76	162	.469
1990-91	Karen Middleton	Sr.	115	265	.434
1991-92	Christi Timmons	Fr.	84	241	.349
1992-93	Shannon Johnson	Fr.	18	50	.360
1993-94	Shannon Johnson	So.	44	111	.396
1994-95	Heather Godfrey	Fr.	43	106	.406
1995-96	Shannon Johnson	Sr.	82	202	.406
1996-97	Nikki Miars	So.	30	102	.294
1997-98	Heather Godfrey	Sr.	40	122	.326
1998-99	Nikki Miars	Sr.	33	105	.314
1999-00	Kelly Morrone	Fr.	50	135	.370
2000-01	Shaun Gortman	Jr.	34	105	.324
2001-02	Shaun Gortman	Sr.	52	143	.364
2002-03	Kelly Morrone	Jr.	62	189	.328
2003-04	Kelly Morrone	Sr.	81	199	.407
2004-05	Stacy Booker	So.	35	116	.302
2005-06	Lea Fabbri	Jr.	28	84	.333
2006-07	Stacy Booker	Sr.	40	154	.260
2007-08	Jordan Jones	Fr.	97	243	.399
2008-09	Brionna Dickerson	Sr.	31	85	.365

## Assists Average

Year	Name	Class	Gms	Asst	Avg
1976-77	Joyce Gilbert	Fr.	26	65	2.5
1977-78	Sue Shue	Fr.	34	83	2.4
1978-79	Cheryl Autry	Fr.	37	151	4.1
1979-80	Rita Johnson	Jr.	36	119	3.3
1980-81	Sharon Rivers	So.	30	120	4.0
1981-82	Sharon Rivers	Jr.	31	190	6.1
1982-83	Sharon Rivers	Sr.	27	143	5.3
1983-84	Mindy Ballou	So.	30	219	7.3
1984-85	Mindy Ballou	Jr.	27	162	6.0
1985-86	Mindy Ballou	Sr.	30	174	5.8
1986-87	Monica Williams	Jr.	30	116	3.9
1987-88	Martha Parker	Jr.	34	131	3.9
1988-89	Lisa Diaz	Jr.	30	174	5.8
1989-90	Sherry David	Jr.	32	161	5.0
1990-91	Sherry David	Sr.	30	160	5.3
1991-92	Christi Timmons	Fr.	28	102	3.6
1992-93	Shannon Johnson	Fr.	27	83	3.1
1993-94	Shannon Johnson	So.	27	133	4.9
1994-95	Shannon Johnson	Jr.	27	138	5.1
1995-96	Natalie Funderburk	Sr.	28	127	4.5
1996-97	Nikki Miars	So.	27	86	3.2
1997-98	Nikki Miars	Jr.	28	139	5.0
1998-99	Nikki Miars	Sr.	27	116	4.3
1999-00	Kelly Morrone	Fr.	27	78	2.9
2000-01	Cristina Ciocan	Fr.	28	81	2.9
2001-02	Cristina Ciocan	So.	30	185	6.2
2002-03	Cristina Ciocan	Jr.	31	207	6.7
2003-04	Cristina Ciocan	Sr.	27	133	4.9
2004-05	Lea Fabbri	So.	24	72	3.0
2005-06	Lea Fabbri	Jr.	29	82	2.8
2006-07	Lauren Simms	Sr.	33	94	2.8
2007-08	Samone Kennedy	Fr.	31	106	3.4
2008-09	Samone Kennedy	So.	28	68	2.4
	Lakeisa Sutton	Fr.	28	68	2.4



Brantley Southers (1981-86) was the Gamecocks' top free-throw shooter all four years she was on the court. She holds the school record with a .802 career percentage.



# Gamecock Basketball

## Steals Average

Year	Name	Class	Gms	Stls	Avg
1976-77	Edith Cook	Jr.	26	70	3.7
1977-78	Katrina Anderson	Jr.	34	58	1.7
1978-79	Katrina Anderson	Sr.	37	126	3.4
1979-80	Rita Johnson	Jr.	36	89	2.5
1980-81	Rita Johnson	Sr.	30	88	2.9
1981-82	Sharon Rivers	Jr.	31	73	2.4
1982-83	Sharon Rivers	Sr.	27	61	2.3
1983-84	Marsi McAlister	Jr.	29	49	1.7
1984-85	Marsi McAlister	Sr.	28	59	2.1
1985-86	Martha Parker	Fr.	30	77	2.6
1986-87	Martha Parker	So.	30	76	2.5
1987-88	Monica Williams	Sr.	32	58	1.8
1988-89	Martha Parker	Sr.	30	73	2.4
1989-90	Sherry David	Jr.	32	59	1.9
1990-91	Sherry David	Sr.	30	55	1.8
1991-92	Christi Timmons	Fr.	28	60	2.1
1992-93	Shannon Johnson	Fr.	27	83	3.1
1993-94	Shannon Johnson	So.	27	64	2.4
1994-95	Shannon Johnson	Jr.	27	57	2.1
1995-96	Shannon Johnson	Sr.	28	74	2.6
1996-97	Nikki Miars	So.	27	54	2.0
1997-98	Annie Lester	So.	28	76	2.7
1998-99	Jocelyn Penn	Fr.	27	79	2.9
1999-00	Jocelyn Penn	So.	28	74	2.7
2000-01	Teresa Geter	Jr.	27	54	2.7
2001-02	Jocelyn Penn	Jr.	32	94	2.9
2002-03	Jocelyn Penn	Sr.	30	112	3.7
2003-04	Kelly Morrone	Sr.	28	51	1.8
2004-05	Melanie Johnson	So.	28	62	2.2
2005-06	Melanie Johnson	Jr.	29	67	2.3
2006-07	Melanie Johnson	Sr.	32	63	2.0
2007-08	Demetress Adams	Jr.	32	65	2.0
2008-09	La'Keisha Sutton	Fr.	28	36	1.3

## Blocked Shots

Year	Name	Class	Gms	Asst	Avg
1976-77	Janice Wolfe	Sr.	26	23	0.9
1977-78	Katrina Anderson	Jr.	34	23	0.7
	Jean Walling	Fr.	34	23	0.7
1978-79	Katrina Anderson	Sr.	37	29	0.8
1979-80	Cynthia Jacobs	Sr.	36	18	0.5
1980-81	Philicia Allen	Fr.	29	32	1.1
1981-82	Sheila Foster	Sr.	31	23	0.7
	Brantley Southers	Fr.	31	23	0.7
1982-83	Sharon Gilmore	Fr.	28	29	1.0
1983-84	Sharon Gilmore	So.	30	34	1.1
1984-85	Sharon Gilmore	Jr.	22	18	0.8
1985-86	Sharon Gilmore	Sr.	30	20	0.7
1986-87	Schonna Banner	Fr.	29	17	0.6
1987-88	Schonna Banner	So.	33	32	1.0
1988-89	Schonna Banner	Jr.	30	29	0.9
1989-90	Schonna Banner	Sr.	33	25	0.8
1990-91	Michelle Murray	So.	31	53	1.7
1991-92	Michelle Murray	Jr.	28	49	1.8
1992-93	Michelle Murray	Sr.	23	43	1.9
1993-94	Cindy Kelly	So.	26	20	0.7
1994-95	Shannon Johnson	Jr.	27	18	0.6
1995-96	Shannon Johnson	Sr.	28	20	0.7
1996-97	Rachell Lee	Jr.	24	23	1.0
1997-98	Donna Carr	Jr.	27	10	0.4
1998-99	Annie Lester	Jr.	27	5	0.2
1999-00	Petra Ujhelyi	Fr.	28	27	0.9
2000-01	Teresa Geter	Jr.	27	54	2.1
2001-02	Petra Ujhelyi	Jr.	32	45	1.4
2002-03	Petra Ujhelyi	Sr.	31	48	1.5
2003-04	Iva Sliskovic	Fr.	28	26	0.9
2004-05	Melanie Johnson	So.	28	54	1.9
2005-06	Iva Sliskovic	Jr.	29	37	1.3
2006-07	Lakesha Tolliver	Jr.	33	60	1.8
2007-08	Lakesha Tolliver	Sr.	26	47	1.8
2008-09	Demetress Adams	Sr.	18	21	1.2



*Sharon Gilmore (1982-86) was the first of two consecutive players to lead the Gamecocks in blocked shots each of her four years. Her 101 career blocks still ranks among the program's all-time top 10.*



# HOME COURT ADVANTAGE

OVER 250 TOP COLLEGE PROGRAMS CHOOSE NIKE ELITE FOR THEIR GAME BALL



NIKE ELITE