



**BOWL GAMES**



**2018 SOUTH CAROLINA GAMECOCK FOOTBALL**

**South Carolina Bowl Scoreboard (9-13)**

Date	Bowl	Site	Opponent	Result	Score	Attend.	Head Coach	Record	Notes
Jan. 01, 1946	Gator	Jacksonville	Wake Forest	Lost	14-26	7,362	Johnnie McMillan	2-4-3	First bowl appearance
Dec. 30, 1969	Peach	Atlanta	West Virginia	Lost	3-14	48,452	Paul Dietzel	7-4	ACC Champion
Dec. 20, 1975	Tangerine	Orlando	Miami (Ohio)	Lost	7-20	20,247	Jim Carlen	7-5	Carlen's first team
Dec. 28, 1979	Hall of Fame	Birmingham	Missouri	Lost	14-24	62,785	Jim Carlen	8-4	First eight-win season
Dec. 29, 1980	Gator	Jacksonville	Pittsburgh	Lost	9-37	72,287	Jim Carlen	8-4	Rogers wins Heisman
Dec. 28, 1984	Gator	Jacksonville	Oklahoma State	Lost	14-21	82,138	Joe Morrison	10-2	Fire Ants & Black Magic
Dec. 31, 1987	Gator	Jacksonville	Louisiana State	Lost	13-30	82,119	Joe Morrison	8-4	Black Magic returns
Dec. 28, 1988	Liberty	Memphis	Indiana	Lost	10-34	39,210	Joe Morrison	8-4	Started season 6-0
Jan. 02, 1995	Carquest	Miami	West Virginia	Won	24-21	50,833	Brad Scott	7-5	First bowl win
Jan. 01, 2001	Outback	Tampa	Ohio State	Won	24-7	65,229	Lou Holtz	8-4	SEC's biggest turnaround
Jan. 01, 2002	Outback	Tampa	Ohio State	Won	31-28	66,249	Lou Holtz	9-3	Back-to-back bowl wins
Dec. 30, 2005	Independence	Shreveport	Missouri	Lost	31-38	41,332	Steve Spurrier	7-5	Spurrier's first team
Dec. 29, 2006	Liberty	Memphis	Houston	Won	44-36	56,103	Steve Spurrier	8-5	Highest scoring bowl game
Jan. 01, 2009	Outback	Tampa	Iowa	Lost	10-31	55,117	Steve Spurrier	7-6	Return to New Year's Day bowl
Jan. 02, 2010	Papajohns.com	Birmingham	Connecticut	Lost	7-20	45,254	Steve Spurrier	7-6	First coach to four bowl games
Dec. 31, 2010	Chick-fil-A	Atlanta	Florida State	Lost	17-26	72,217	Steve Spurrier	9-5	SEC Eastern Division Champs
Jan. 02, 2012	Capital One	Orlando	Nebraska	Won	30-13	61,351	Steve Spurrier	11-2	Most wins in school history
Jan. 01, 2013	Outback	Tampa	Michigan	Won	33-28	54,527	Steve Spurrier	11-2	Back-to-back 11-win seasons
Jan. 01, 2014	Capital One	Orlando	Wisconsin	Won	34-24	56,629	Steve Spurrier	11-2	Highest final ranking in history
Dec. 27, 2014	Independence	Shreveport	Miami (Fla.)	Won	24-21	38,242	Steve Spurrier	7-6	Seventh-straight winning season
Dec. 29, 2016	Birmingham	Birmingham	South Florida	Lost	39-46 OT	31,229	Will Muschamp	6-7	First overtime bowl game
Jan. 01, 2018	Outback	Tampa	Michigan	Won	26-19	45,687	Will Muschamp	9-4	Overcame 16-point deficit

**Individual Bowl Records**

**Rushes:** 27, George Rogers vs. Pittsburgh (1980 Gator)  
**Yards Rushing:** 133, George Rogers vs. Missouri (1979 Hall of Fame)  
**Longest Run:** 64, Connor Shaw vs. Michigan (2013 Outback)  
**Passes Attempted:** 47, Todd Ellis vs. Louisiana State (1987 Gator)  
**Passes Completed:** 32, Jake Bentley vs. USF (2016 Birmingham)  
**Yards Passing:** 390, Jake Bentley vs. USF (2016 Birmingham)  
**Touchdowns Passing:** 4, Blake Mitchell vs. Houston (2006 Liberty)  
**Longest Pass Completion:** 78 yards, Connor Shaw to Alshon Jeffery vs. Nebraska (2012 Capital One); Dylan Thompson to Pharoh Cooper vs. Miami (2014 Independence Bowl)  
**Pass Receptions:** 14, Deebo Samuel vs. USF (2016 Birmingham)  
**Yards Receiving:** 191, Sidney Rice vs. Missouri (2005 Independence)  
**Yards Total Offense:** 381, Jake Bentley vs. USF (2016 Birmingham)  
**Punts:** 9, Rodney Price vs. Indiana (1988 Liberty)  
**Punting Yards:** 338, Rodney Price vs. Indiana (1988 Liberty)  
**Punting Average:** 47.7, Tyeler Dean vs. Ohio State (2002 Outback)  
**Longest Punt:** 70, Tyeler Dean vs. Ohio State (2002 Outback)  
**Interceptions:** 2, Deandre' Eiland vs. Ohio State (2001 Outback); Skai Moore vs. Wisconsin (2014 Capital One)  
**Longest INT Return:** 90, Dutch Brems vs. Wake Forest (1946 Gator)  
**Punt Returns:** 3, 4 times, last: Chris Lammons (2018 Outback)  
**Punt Return Yards:** 66, Ace Sanders vs. Michigan (2013 Outback)  
**Longest Punt Return:** 63, Ace Sanders vs. Michigan (2013 Outback)  
**Longest Kickoff Return:** 49, Ryan Brewer vs. Ohio State (2002 Outback)  
**Field Goals:** 2, twice: Collin Mackie vs. Louisiana State (1987 Gator); Parker White vs. Michigan (2018 Outback)  
**Longest Field Goal:** 49, Collin Mackie vs. Louisiana State (1987 Gator)  
**Longest Scoring Run:** 17, Rico Dowdle vs. Michigan (2018 Outback)  
**Longest Scoring Pass:** 78, Dylan Thompson to Pharoh Cooper vs. Miami (2014 Independence Bowl)  
**Points:** 18, Ryan Brewer vs. Ohio State (2001 Outback)  
**Touchdowns:** 3, Ryan Brewer vs. Ohio State (2001 Outback)  
**Touchdowns Accounted For:** 5, Connor Shaw vs. Wisconsin (2014 Capital One Bowl (3 passing, 1 rushing, 1 receiving))  
**Longest Scoring Play:** 90-yard interception return, Dutch Brems vs. Wake Forest (1946 Gator)

**Carolina Team Bowl Records**

**Points Scored:** 44, vs. Houston (2006 Liberty)  
**First Downs:** 27, vs. USF (2016 Birmingham)  
**Rushes:** 51, vs. Ohio State (2001 Outback)  
**Yards Rushing:** 218, vs. Ohio State (2001 Outback)  
**Passing Attempts:** 50, vs. Iowa (2009 Outback)  
**Pass Completions:** 32, vs. USF (2016 Birmingham)  
**Interceptions Thrown:** 4, vs. LSU (1987 Gator)  
**Yards Passing:** 390, vs. USF (2016 Birmingham)  
**TD Passes:** 4, vs. Houston (2006 Liberty); vs. Michigan (2013 Outback)  
**Plays:** 84, vs. LSU (1987 Gator)  
**Yards Total Offense:** 512, vs. Houston (2006 Liberty)  
**Penalties:** 10, vs. Iowa (2009 Outback)  
**Yards Penalized:** 100, vs. Iowa (2009 Outback)

**Opponent Team Bowl Records**

**Points Scored:** 46 by USF (2016 Birmingham)  
**First Downs:** 27, by Houston (2006 Liberty)  
**Rushes:** 79, by West Virginia (1969 Peach)  
**Yards Rushing:** 368, by Wake Forest (1946 Gator)  
**Passing Attempts:** 45, by Michigan (2018 Outback)  
**Pass Completions:** 27, by Houston (2006 Liberty)  
**Interceptions Thrown:** 3, by Pittsburgh (1980 Gator); by Wisconsin (2014 Capital One)  
**Yards Passing:** 392, by Houston (2006 Liberty)  
**TD Passes:** 3, by LSU (1987 Gator); by Houston (2006 Liberty)  
**Plays:** 85, by Oklahoma State (1984 Gator)  
**Yards Total Offense:** 575, by Indiana (1988 Liberty)  
**Penalties:** 11, by Pittsburgh (1980 Gator)  
**Yards Penalized:** 107, by Louisiana State (1987 Gator)



# 2018 OUTBACK BOWL

## Carolina 26, Michigan 19



January 1, 2018  
**Raymond James Stadium**  
**Tampa, Fla.**  
**45,687**



**TAMPA, FLA.** — Will Muschamp envisions championships in South Carolina's future.

Lots of them.

"We don't have all the trophies and the tradition and history but we have some grit," the coach said after the Gamecocks rallied from a 16-point second-half deficit to beat Michigan 26-19 in Monday's Outback Bowl.

Jake Bentley threw for 239 yards and two touchdowns Monday to pace the win, which gave the Gamecocks (9-4) at least nine wins in a season for just the seventh time.

Bentley shrugged off a slow start to toss scoring passes of 21 yards to Bryan Edwards and 53 yards to Shi Smith, the latter giving his team a 23-19 lead early in the fourth quarter.

The sophomore said once the Gamecocks began to have some success, the offense's confidence grew.

"It's just we started to execute well. The excitement, I think, is contagious to the whole team," Bentley, voted the game's most valuable player, said. "You see where we went from there."

Michigan (8-5) finished with its first three-game losing streak under coach Jim Harbaugh. The Wolverines turned the ball over five times after halftime, including an end zone interception that denied them an opportunity to regain the lead with just under eight minutes to go.

"We kind of let them hang around and they took advantage of it," Harbaugh said. "They got better as the game went on. We didn't get the knock-out punch when we needed it."

Bentley was 19 of 32 passing with one interception. Rico Dowdle, playing for first time since breaking his leg against Tennessee on Oct. 14, began South Carolina's comeback from a 19-3 deficit with a 17-yard TD run.

Brandon Peters had a tough day for Michigan, completing 20 of 44 passes for 186 yards and two interceptions. His second pick, with 1:05 remaining, sealed South Carolina's second Outback Bowl victory over the Wolverines in five years.


Quinn Nordin accounted for most of Michigan's scoring, kicking field goals of 35, 26, 45 and 48 yards. Fullback Ben Mason scored on a 1-yard run in helping Michigan build its 16-point lead.

### GAME CHANGER

South Carolina recovered one of its five forced turnovers with 57 seconds left in third quarter and struck on the next play with a 21-yard pass from Jake Bentley to Bryan Edwards, cutting Michigan's lead to 19-16. After the Gamecock defense forced Michigan to punt, Bentley found Shi Smith for a 53-yard touchdown pass to give South Carolina the lead for good.

### KEY STAT

23 — South Carolina scored 23 straight points in the second half to give the Gamecocks the 26-19 win. Carolina was down 19-3 with 5:42 left in the third quarter but went on a six-play 77-yard drive that ended with a 17-yard run from Rico Dowdle with 2:25 left in the quarter. South Carolina took the lead for good on a 53-yard touchdown pass from Jake Bentley to Shi Smith with 11:33 left in the game.



<b>Michigan</b>	<b>6</b>	<b>3</b>	<b>10</b>	<b>0</b>	<b>19</b>
<b>South Carolina</b>	<b>0</b>	<b>3</b>	<b>13</b>	<b>10</b>	<b>26</b>

### SCORING SUMMARY

1st	3:42	MICH	Nordin 35-yard field goal (8-29-3:37)	0-3
1st	0:09	MICH	Nordin 26-yard field goal (6-23-2:16)	0-6
2nd	8:45	SC	White 44-yard field goal (5-45-1:36)	3-6
2nd	0:00	MICH	Nordin 45-yard field goal (8-33-1:18)	3-9
3rd	9:56	MICH	Mason 1-yard run (Nordin kick) (7-72-3:34)	3-16
3rd	5:42	MICH	Nordin 48-yard field goal (4-2-1:10)	3-19
3rd	2:25	SC	Dowdle 17-yard run (Bentley pass failed) (6-77-3:17)	9-19
3rd	0:51	SC	Edwards 21-yard pass from Bentley (White kick) (1-21-0:06)	16-19
4th	11:33	SC	S. Smith 53-yard pass from Bentley (White kick) (6-81-2:12)	23-19
4th	3:47	SC	White 22-yard field goal (4-9-1:56)	26-19

### TEAM STATISTICS

	<b>MICH</b>	<b>SC</b>
First Downs	17	13
Rushing	3	2
Passing	11	10
Penalty	3	1
Net Yards Rushing	74	61
Rushing Attempts	33	26
Net Yards Passing	203	239
Cmp.-Att.-Int.	21-45-2	19-32-1
Total Offense Yards	277	300
Total Offense Plays	78	58
Fumbles: No.-Lost	3-3	2-2
Penalties: No.-Yards	6-40	7-68
Punts-Yards	7-244	8-307
Avg. Yards Per Punt	34.9	38.4
Punt Returns: No.-Yards	4-13	3-3
Kickoff Returns: No.-Yards	2-34	4-45
Interceptions: No.-Yards	1-27	2-2
Possession Time	34:17	25:43
Third Down Conversions	2-17	2-14
Fourth Down Conversions	1-3	0-0
Red Zone Scores-Chances	3-5	2-2
Sacks By: No.-Yards	3-21	2-16
PAT Kicks	1-1	2-2
Field Goals	4-4	2-3

### INDIVIDUAL STATISTICS

**RUSHING: MICH:** Higdon 17-65; Evans 9-24; Mason 1-1; Peoples-Jones 1-(-5); Peters 5-(-11). **SC:** Dowdle 6-45; Turner 6-14; T. Williams 3-11; Denson 1-4; Bentley 6-(-1); Hurst 2-(-6); Team 2-(-6).

**PASSING: MICH:** Peters 20-44-2-186; O'Korn 1-1-0-17. **SC:** Bentley 19-32-1-239.

**RECEIVING: MICH:** Peoples-Jones 6-58; Crawford 5-61; Gentry 2-27; McKeon 2-16; Collins 2-15; Evans 2-11; Higdon 1-11; Schoenle 1-4. **SC:** Edwards 5-88; Fsbid 4-23; S. Smith 3-59; Hurst 3-41; Dowdle 3-32; T. Williams 1-(-4).

**PUNT RETURNS: MICH:** Peoples-Jones 4-13. **SC:** Lsmmons 3-3.

**KICKOFF RETURNS: MICH:** Thomas 2-34. **SC:** S. Smith 3-33; Davis 1-12.

**INTERCEPTION RETURNS: MICH:** Furbush 1-27. **SC:** Montac 1-2; King 1-0.

**TACKLE LEADERS: MICH:** Hudson 11; McCray 9; Bush 9; Winovich 5. **SC:** Bruson 13; Lammons 9; Fennell 7; Moore 5; Wonnum 5.





# 2016 BIRMINGHAM BOWL

## USF 46, Carolina 39



**December 29, 2016**  
**Legion Field**  
**Birmingham, Ala.**  
**31,229**



**BIRMINGHAM, ALA.** — South Carolina (6-7) stormed back from an 18-point deficit to force overtime, but USF (11-2) came through in the end to claim a 46-39 victory in the 2016 Birmingham Bowl from Legion Field.

The Bulls wasted no time in taking the advantage in overtime, as quarterback Quinton Flowers scrambled before finding Elkanah Dillon in the end zone for the decisive score. The Gamecocks benefited from a face mask penalty to keep their OT possession alive, but Mike Love, on 4th-and-6, produced a sack to end the chance and the game in the Bulls' favor.

In the fourth quarter, South Carolina got a critical score with 9:41 to go. On 4th-and-2 from the USF 9, A Bull defender tipped the Jake Bentley pass, but freshman wide receiver Bryan Edwards, diving right behind the tip, brought in the catch at the back of the end zone for a touchdown. That brought the Gamecocks within a score at 39-31.

The Gamecocks drove inside the Bulls' 10 with a chance to tie the game, but cornerback Tajee Fullwood forced a fumble at the two, and Khalid McGee recovered it to end that chance.

The Gamecock defense stepped up and held the Bulls to only a yard and forced their third punt in four possessions. Chris Lammons returned the punt to the USF 2, setting up A.J. Turner's one-yard score. Needing two to tie the game, Bentley hit Hayden Hurst in the back of the end zone to convert and tie things at 39-39. The Gamecock defense held again to force overtime.

In the first quarter, USF got a pair of four-yard runs from its starting quarterback Flowers, the first on a designed draw and the second on a scramble, to take the advantage. The Bulls converted a two-point conversion after the first score, making it 15-0 after the traditional PAT kick after the second run.

The Gamecocks struck fast with a four-play, 81-yard drive that saw freshman quarterback Bentley run for the first 10 yards before throwing the final 71 yards. A completion to sophomore wide receiver Deebo Samuel came before two receptions by Hurst, the final a 25-yard scoring catch.

A fourth-down conversion helped USF send the lead back to 15. Flowers hit D'Ernest Johnson, who rumbled 22 yards to keep the drive going. Three plays later, Flowers completed a one-yard run for his third score of the game.

On the Gamecocks' final drive of the first half, Bentley went 5-for-6, including capping it with a three-yard score to Samuel. But USF answered, as Flowers hit Johnson for a 37-yard TD pass to make it 29-14 at the end of the first half.

South Carolina scored on the first drive of the second half, with Samuel capping the drive with a four-yard run. Freshman running back Rico Dowdle had the biggest gain on the drive, running for 26 yards to get the ball into Bull territory.

The Gamecock defense held the Bulls to a field goal after USF drove inside the Gamecock 5. But on the ensuing South Carolina possession, Fullwood intercepted a pass and returned it 47 yards for a touchdown, putting the Bulls' lead to 39-21.

With 22 seconds left in the third, Gamecock senior Elliott Fry hit a 43-yard field goal to make it 39-24, starting the comeback bid by Carolina.



USF	15	14	10	0	7	46
South Carolina	0	14	10	15	0	39

### SCORING SUMMARY

1st	10:25	USF	Flowers 4-yard run (Wilcox pass from Kean (7-46-2:26))	0-8
1st	4:26	USF	Flowers 4-yard run (Behr kick) (11-80-4:09)	0-15
2nd	14:02	SC	Hurst 25-yard pass from Bentley (Fry kick) (4-81-1:14)	7-15
2nd	10:40	USF	Flowers 1-yard run (Behr kick) (10-77-4:26)	7-22
2nd	1:12	SC	Samuel 3-yard pass from Bentley (Fry kick) (10-73-4:26)	14-22
2nd	0:07	USF	Johnson 37-yard pass from Flowers (Behr kick) (8-68-1:05)	14-29
3rd	11:55	SC	Samuel 4-yard run (Fry kick) (8-65-3:05)	21-29
3rd	8:07	USF	Behr 21-yard field goal (11-60-3:48)	21-32
3rd	7:06	USF	Fullwood 47-yard interception return (Behr kick)	21-39
3rd	0:22	SC	Fry 43-yard field goal (4-2-1:32)	24-39
4th	9:41	SC	Edwards 9-yard pass from Bentley (Fry kick) (9-77-4:14)	31-39
4th	1:11	SC	Turner 1-yard run (Hurst pass from Bentley) (3-2-1:34)	39-39
OT		USF	Dillon 25-yard pass from Flowers (Behr kick) (1-25)	39-46

### TEAM STATISTICS

	USF	SC
First Downs	24	27
Rushing	10	4
Passing	13	20
Penalty	1	3
Net Yards Rushing	208	91
Rushing Attempts	48	34
Net Yards Passing	261	390
Cmp.-Att.-Int.	23-32-1	32-43-2
Total Offense Yards	469	481
Total Offense Plays	80	77
Fumbles: No.-Lost	3-1	4-3
Penalties: No.-Yards	5-50	3-35
Punts-Yards	4-166	2-88
Avg. Yards Per Punt	41.5	44.0
Punt Returns: No.-Yards	1-2	3-48
Kickoff Returns: No.-Yards	4-102	4-97
Interceptions: No.-Yards	2-68	1-0
Possession Time	28:03	31:57
Third Down Conversions	7-17	4-13
Fourth Down Conversions	2-3	2-4
Red Zone Scores-Chances	4-4	4-8
Sacks By: No.-Yards	5-35	0-0
PAT Kicks	5-5	4-4
Field Goals	1-1	1-1

### INDIVIDUAL STATISTICS

**RUSHING: USF:** Flowers 21-105; Mack 13-50; Johnson 11-27; Adams 3-26. **SC:** Dowdle 12-50; Turner 10-49; Samuel 1-4; Team 1-(-3); Bentley 10-(-9).

**PASSING: USF:** Flowers 23-32-1-261. **SC:** Bentley 32-43-2-390.

**RECEIVING: USF:** Adams 7-67; Johnson 6-95; McCants 4-25; Dillon 2-35; Mack 2-12; Scantling 1-14; Wilcox 1-13. **SC:** Samuel 14-190; Hurst 6-86; Edwards 6-71; Turner 3-23; Dowdle 1-8; Crosby 1-7; Banks 1-5.

**PUNT RETURNS: USF:** Johnson 1-2. **SC:** Lammons 3-48.

**KICKOFF RETURNS: USF:** Johnson 3-96; Fullwood 1-6. **SC:** Samuel 4-97.

**INTERCEPTION RETURNS: USF:** Fullwood 1-47; Abraham 1-21. **SC:** Allen-Williams 1-0.

**TACKLE LEADERS: USF:** Sanchez 9; McGee 9; Godwin 6; Fulwood 6. **SC:** Holloman 7; Smith 7; Lammons 7; Montac 6.



# 2014 INDEPENDENCE BOWL

## Carolina 24, Miami (Fla.) 21



December 27, 2014  
Independence Stadium  
Shreveport, La.  
38,242



**SHREVEPORT, LA.**— It would come down to the very last minute of the game, but the South Carolina Gamecocks (7-6) secured their 11th-straight season with a record of .500 or better thanks to a 24-21 win over Miami (6-7) in the Duck Commander Independence Bowl.

A bend-but-don't-break defense helped carry the Gamecocks through the early portion of the game while the offense was still finding its footing. Despite a pair of Miami drives that went deep into Carolina territory, the Hurricanes could only muster a pair of field goals after being stopped inside the ten yard line both times.

It took a big play halfway through the second quarter to shake the offense from its slow start. On second down at its own 22, Dylan Thompson hit a wide-open Pharoh Cooper on a post route down the middle for the 78-yard touchdown to move the Gamecocks ahead 7-6 with just under eight minutes to play in the first half. The yardage in just that one play matched the offense's total gains for the entire game up until that point, and tied for the longest pass play in the bowl's history.

The score broke the seal on the offense, which scored on the very next drive after the defense forced a three-and-out from Miami. Starting near midfield, Thompson spearheaded the scoring drive with a trio of difficult throws. After hooking up with Cooper for a 13-yard first down, he followed it up with a 35-yard strike to Damiere Byrd to get to the Hurricane five-yard line.

A penalty pushed the Gamecocks back to the 15-yard line before Thompson rolled to his left and threw across his body to Mike Davis in the back of the end zone for a 14-6 lead.

On the very next drive, a pass from Miami's Brad Kaaya was tipped up in the air and intercepted by Jonathan Walton. The turnover would set up a 32-yard field goal from Elliott Fry and cap the team's scoring for the half, a 17-6 lead.

After struggling to stop Miami's nationally renowned rushing offense in the first quarter, the Gamecocks defense learned quickly and held the opposition to just 44 yards in the second quarter after allowing 160 in just the first two drives of the game.

The third quarter was largely controlled by Miami, who drew within a field goal of tying the game after an 11-play, 93-yard drive for a touchdown and a two-point conversion. The offensive momentum for Carolina would not carry over the break, as its first four drives of the second half would go for just 71 yards on 25 plays.

The Gamecocks continued to be stymied offensively early on in the fourth quarter, before another game-changing moment would provide the difference.

Carolina would punt the ball with seven minutes left in the game, still ahead 17-14. On the drive's second play, Miami's Duke Johnson rushed to the right and was swarmed immediately. Gerald Dixon would emerge from the pile with the ball, but the game officials ruled that he was already down before the ball came out. After it was reviewed, however, it was decided that it was a fumble.

On the ensuing possession, Thompson and Cooper would combine yet again for a big play, as the sophomore wide receiver went over the back of his defender on the under-thrown ball and hauled in the 25-yard strike to set up first-and-goal at the two yard line. On the very next play, Thompson would sell the read option fake and keep it for the touchdown, strikingly similar to his game-winner against Florida.

Miami drove 72 yards in under two minutes for a touchdown to make it 24-21.

With 2:16 still to play and needing to run out the clock, the Gamecocks turned to Davis to seal the win. He converted a third-and-one that would be the clincher, as it forced the Hurricanes to use their final two timeouts.

In his final game in the Garnet and Black, Thompson would finish with 284 yards through the air and a pair of touchdowns to go with his rushing score.

Cooper would bring in nine catches for 170 yards and earned offensive MVP honors for his efforts. Skai Moore earned defensive MVP honors.



Miami (Fla.)	3	3	8	7	21
South Carolina	0	17	0	7	24

### SCORING SUMMARY

1st	7:56	UM	Badgley 27-yard field goal (11-65-5:06)	0-3
2nd	13:27	UM	Badgley 26-yard field goal (12-69-5:32)	0-6
2nd	7:50	SC	P. Cooper 78-yard pass from Thompson (Fry kick) (2-78-0:20)	7-6
2nd	5:25	SC	Davis 15-yard pass from Thompson (Fry kick) (6-53-1:33)	14-6
2nd	1:39	SC	Fry 32-yard field goal (9-31-3:25)	17-6
3rd	1:43	UM	Edwards 3-yard run (Lewis pass from Kaaya) (10-93-5:23)	17-14
4th	4:13	SC	Thompson 2-yard run (Fry kick) (3-29-1:11)	24-14
4th	2:16	UM	Dorsett 11-yard pass from Kaaya (Badgley kick)	24-21

### TEAM STATISTICS

	UM	SC
First Downs	21	16
Rushing	10	5
Passing	10	10
Penalty	1	1
Net Yards Rushing	186	60
Rushing Attempts	40	30
Net Yards Passing	236	284
Cmp.-Att.-Int.	19-33-1	22-34-0
Total Offense Yards	422	344
Total Offense Plays	73	64
Fumbles: No.-Lost	1-1	2-0
Penalties: No.-Yards	5-40	5-51
Punts-Yards	3-85	4-179
Avg. Yards Per Punt	28.3	44.8
Punt Returns: No.-Yards	0-0	1-(-3)
Kickoff Returns: No.-Yards	2-31	2-51
Interceptions: No.-Yards	0-0	1-2
Possession Time	31:10	28:50
Third Down Conversions	6-14	7-15
Fourth Down Conversions	1-2	0-1
Red Zone Scores-Chances	4-4	3-4
Sacks By: No.-Yards	2-24	2-9
PAT Kicks	1-1	3-3
Field Goals	2-3	1-3

### INDIVIDUAL STATISTICS

**RUSHING: UM:** Johnson 24-132; Edwards 6-25; Yearby 6-20; Coley 1-16; Kaaya 3-(-7). **SC:** Davis 13-55; Byrd 2-19; Wilds 5-3; P. Cooper 3-2; Thompson 7-(-19).

**PASSING: UM:** Kaaya 19-33-1-236. **SC:** Thompson 22-34-0-284.

**RECEIVING: UM:** Johnson 5-51; Dorsett 5-45; Coley 4-31; Lewis 2-56; Dobard 1-32; Berrios 1-14; Yearby 1-7. **SC:** P. Cooper 9-170; Byrd 3-51; Jones 3-14; Brent 3-21; Davis 2-19; Wilds 2-4; Adams 1-5.

**PUNT RETURNS: UM:** None. **SC:** P. Cooper 1-(-3).

**KICKOFF RETURNS: UM:** Dorsett 2-31. **SC:** Carson 1-27; Wilds 1-24.

**INTERCEPTION RETURNS: UM:** None. **SC:** Walton 1-2.

**TACKLE LEADERS: UM:** Perryman 8; McCord 5; Bush 5. **SC:** Moore 11; Golightly 8; Marcus 7; McWilliams 6.



# 2014 CAPITAL ONE BOWL

## Carolina 34, Wisconsin 24




January 1, 2014  
 Florida Citrus Bowl Stadium  
 Orlando, Fla.  
 56,629



**ORLANDO, FLA.** — Behind five touchdowns from quarterback Connor Shaw, No. 8/8 South Carolina (11-2) claimed a 34-24 victory over No. 19/19 Wisconsin (9-4) in the 2014 Capital One Bowl.

The Capital One Bowl MVP, Shaw accounted for 369 yards of offense, going 22-for-25 in the air for 312 yards and 3 TDs while also running for 48 yards on 16 carries and a score. Shaw also caught a TD pass for 9 yards. Junior Bruce Ellington caught six passes for a career-best 139 yards and two touchdowns and threw for another, while sophomore Shaq Roland pulled in six passes for 112 yards, both career bests.



The Gamecocks took the lead late in the third quarter behind the senior quarterback in his final game. Shaw found Ellington from 22 yards away to hand South Carolina a 20-17 advantage, but the duo had a much more pivotal play to keep the drive going. On 4th and 7, Ellington tipped the Shaw pass to himself before pulling it down and going out of bounds for a 22-yard gain and conversion. Shaw's arm accounted for all but three yards of the series, completing six of seven pass attempts on the drive.

South Carolina's defense stepped up to start the fourth quarter to snuff out a Wisconsin drive. With 1 yard to gain, the Gamecocks twice stopped Melvin Gordon, who rushed for 143 yards in the contest, for no gain to turn the ball over on downs. The Gamecocks proceeded to drive 74 yards in six plays to take a 10-point lead. Shaw twice found Roland on the drive, the second time a 49-yard catch that saw Roland's concentration as he brought in the catch among two defenders. It was tight end Jerell Adams who scored from 3 yards out for the Gamecocks, pulling down Shaw's third TD pass.

Wisconsin made it a one-score game again when Kenzel Doe found a seam and dashed 91 yards on the kickoff return, making it 27-24 in favor of the Gamecocks.

On the next possession, however, Shaw drove South Carolina 88 yards for another score, wrapping the drive with Shaw's 1-yard sneak. Another big pass from Shaw to Roland, a 33-yard reception, helped keep the drive alive.

The Badgers, behind backup quarterback Curt Phillips, tried to answer on the next drive, but on 4th and 1 in the Gamecocks' territory, the pass hit Jadeveon Clowney's helmet and sophomore linebacker Kaiwan Lewis corralled it to end that drive. South Carolina gave the Badgers back the ball two plays later when Ethan Armstrong recovered the Gamecocks' fumble.

After the fumble recovery, Wisconsin drove inside the 20, but Gamecock freshman linebacker Skai Moore came up with his second interception of the day in the end zone to stop the Badger threat. After the Gamecocks punted the ball back to Wisconsin, the Badgers drove again deep into South Carolina territory, but Lewis picked up the fumble on the catch-and-pitch attempt.

South Carolina took the initial lead after a Wisconsin turnover toward the end of the first quarter, when Moore picked off the pass from Badger starting quarterback Joel Stave. On the next play, Shaw hit Ellington for a 39-yard score. Wisconsin answered when Sam Arneson brought in the 1-yard pass from Stave on the tight end out, leveling the score at 7-7.

The offensive duo of Shaw and Ellington handed South Carolina the lead again but in reverse from their normal. To cap the 12-play, 86-yard drive, Carolina called up a double-reverse, halfback pass, as Ellington took the second handoff before firing a strike to Shaw from 9 yards out to hand the Gamecocks a 13-7 lead after the PAT attempt failed.

Wisconsin claimed the halftime lead when Stave found Jeff Duckworth for a 3-yard score and its PAT kick went through the uprights. The Badgers made it a 17-13 lead when Jack Russell hit a 35-yard field goal to end the Badgers' first second-half drive.

Shaw finished his Gamecock career in fourth on the career passing charts with 6,074 yards, while he holds the South Carolina record with 27 wins as a starting quarterback. The 312 passing yards ranks as the most during a single game in his senior season.

Wisconsin	0	14	3	7	24
South Carolina	7	6	7	14	34

### SCORING SUMMARY

1st	0:41	SC	Ellington 39-yard pass from Shaw (Fry kick) (1-39-0:11)	7-0
2nd	12:45	WIS	Arneson 1-yard pass from Stave (Russell kick) (6-71-2:49)	7-7
2nd	6:48	SC	Shaw 9-yard pass from Ellington (run failed) (12-86-5:57)	13-7
2nd	0:13	WIS	Duckworth 3-yard pass from Stave (Russell kick) (16-75-6:35)	13-14
3rd	11:19	WIS	Russell 35-yard field goal (7-47-3:41)	13-17
3rd	3:29	SC	Ellington 22-yard pass from Shaw (Fry kick) (9-75-4:55)	20-17
4th	11:05	SC	Adams 4-yard pass from Shaw (Fry kick) (6-74-3:09)	27-17
4th	10:54	WIS	Doe 91-yard kickoff return (Russell kick)	27-24
4th	6:27	SC	Shaw 1-yard run (Fry kick) (9-88-5:06)	34-24

### TEAM STATISTICS

	WIS	SC
First Downs	21	20
Rushing	16	8
Passing	4	12
Penalty	1	0
Net Yards Rushing	293	112
Rushing Attempts	43	34
Net Yards Passing	117	321
Cmp.-Att.-Int.	16-26-3	23-26-0
Total Offense Yards	410	438
Total Offense Plays	69	60
Fumbles: No.-Lost	1-1	2-2
Penalties: No.-Yards	2-15	4-23
Punts-Yards	0-0	3-101
Avg. Yards Per Punt	---	33.7
Punt Returns: No.-Yards	0-0	0-0
Kickoff Returns: No.-Yards	5-160	4-54
Interceptions: No.-Yards	0-0	3-4
Possession Time	29:26	30:34
Third Down Conversions	6-14	4-9
Fourth Down Conversions	1-4	2-2
Red Zone Scores-Chances	3-5	3-3
Sacks By: No.-Yards	1-8	1-7
PAT Kicks	3-3	4-4
Field Goals	1-2	0-0

### INDIVIDUAL STATISTICS

**RUSHING: WIS:** Gordon 25-143; White 12-107; Clement 1-32; Watt 1-8; Phillips 1-7; Stave 3(-4). **SC:** Davis 9-49; Shaw 16-47; Wilds 3-16; P. Cooper 2-9; Carson 1-0; Team 3(-4).

**PASSING: WIS:** Stave 9-13-1-80; Phillips 7-12-2-37; Meyer 0-1-0-0. **SC:** Shaw 22-25-0-312; Ellington 1-1-0-9.

**RECEIVING: WIS:** Abbrederis 5-30; Pedersen 3-50; White 2-8; Duckworth 2-7; Wozniak 1-7; Erickson 1-6; Doe 1-3; Arneson 1-1; Gordon 0-5. **SC:** Ellington 6-140; Roland 6-112; Jones 3-25; Adams 3-17; Davis 2-10; Shaw 1-9; Wilds 1-8; Jeffery 1-0.

**PUNT RETURNS: WIS:** None. **SC:** None.

**KICKOFF RETURNS: WIS:** Doe 4-142; Wozniak 1-18. **SC:** P. Cooper 3-43; Rhodes 1-11.

**INTERCEPTION RETURNS: WIS:** None. **SC:** Moore 2-4; Lewis 1-0.

**TACKLE LEADERS: WIS:** Borland 10; Shelton 5. **SC:** Lewis 9; Legree 8; Hampton 6; Diggs 6.





# 2013 OUTBACK BOWL

## Carolina 33, Michigan 28




January 1, 2013  
 Raymond James Stadium  
 Tampa, Fla.  
 54,527



**TAMPA, FLA.** -- Dylan Thompson's 32-yard touch-down pass to Bruce Ellington with 11 seconds remaining lifted South Carolina (11-2) to a 33-28 victory over Michigan (8-5) to win the 2013 Outback Bowl.

Trailing 28-27 with 3:29 remaining, Carolina made one final drive. Connor Shaw converted a 4th & 3 with a 6-yard slant pass to Ace Sanders and followed that up with completions of 6, 8 and 6, all to Sanders to earn two more first downs. Shaw left the game as he was nicked up, bringing Thompson in the game.



Thompson moved the Gamecocks down to the Michigan 32-yardline with 20 seconds left where he unleashed a perfect strike to Ellington near the goal line. The Gamecock wide receiver made his way into the end zone to give the Gamecocks the win.

The back and forth affair saw Shaw and Thompson deliver for Carolina. Shaw finished 18-for-26 for 224 yards in the air and a pair of TDs and added 96 yards rushing. Thompson was 7-for-10 for 117 yards and two scores.

Sanders caught 9 passes for 92 yards with two touchdown receptions as well as a 63-yard punt return for a touchdown en route to MVP honors.

The Gamecocks needed just three plays to find the end zone. Damiere Byrd got behind the Wolverine secondary and Shaw connected with him for a 56-yard scoring strike to give the Gamecocks a 7-0 lead.

Michigan trimmed the lead to 7-3 with a 39-yard field goal.

After the Carolina defense pushed the Wolverines back to their own 9-yard line with a sack by Aldrick Fordham, Michigan punted to Sanders, who weaved his way 63 yards to the end zone, giving the Gamecocks a 14-3 advantage.

The Wolverines answered with an 11-play, 75-yard scoring drive capped by a 5-yard pass from Devin Gardner to Drew Dileo.

The Gamecocks regained their 11-point lead quickly with a four-play, 75-yard touchdown drive. Thompson found Nick Jones across the middle for a 70-yard pass to set Carolina up at the Michigan 4. From there Thompson rolled right and found Sanders open in the end zone to give the Gamecocks a 21-10 lead with 10:54 left in the half.

A 40-yard field goal by Gibbons closed the gap to 21-13 at the intermission.

Michigan got a 52-yard field goal from Matt Wile, then went on a 10-play, 65-yard scoring drive capped by a 10-yard touchdown pass from Gardner to Jeremy Gallon to take a 22-21 heading into the final stanza.

After a very questionable first down was awarded to the Wolverines, Jadeveon Clowney made a big defensive play. Clowney forced and recovered a fumble by tailback Vincent Smith giving the Gamecocks the ball on the Michigan 31-yardline. South Carolina quickly struck then as Shaw completed a 31-yard touchdown pass to Sanders as the Gamecocks reclaimed a 27-22 lead.

Michigan answered on its ensuing drive to take a 28-27 lead. An 11-play 64-yard drive took up over four minutes on the clock and was capped by a 17-yard pass from Gardner to Gallon, his second touchdown reception of the game.

South Carolina	14	7	0	12	33
Michigan	3	10	9	6	28

### SCORING SUMMARY

1st	13:26	SC	Byrd 56-yard pass from C. Shaw (Yates kick) (3-67-1:34)	7-0
1st	7:28	UM	Gibbons 39-yard field goal (8-51-3:14)	7-3
1st	3:29	SC	Sanders 63-yard punt return (Yates kick)	14-3
2nd	12:41	UM	Dileo 5-yard pass from Gardner (Gibbons kick) (11-75-5:48)	14-10
2nd	10:54	SC	Sanders 4-yard pass from Thompson (Yates kick) (4-75-1:47)	21-10
2nd	2:47	UM	Gibbons 40-yard field goal (8-8-4:34)	21-13
3rd	6:54	UM	Wile 52-yard field goal (11-45-4:29)	21-16
3rd	0:02	UM	Gallon 10-yard pass from Gardner (Gardner pass int) (9-65-4:28)	21-22
4th	8:06	SC	Sanders 31-yard pass from C. Shaw (Shaw pass failed) (1-31-0:09)	27-22
4th	3:29	UM	Gallon 17-yard pass from Gardner (Smith rush failed) (10-64-4:37)	27-28
4th	0:11	SC	Ellington 32-yard pass from Thompson (Thompson pass failed) (11-70-3:18)	33-28

### TEAM STATISTICS

	SC	UM
First Downs	17	24
Rushing	4	12
Passing	11	10
Penalty	2	2
Net Yards Rushing	85	186
Rushing Attempts	17	45
Net Yards Passing	341	214
Cmp.-Att.-Int.	25-36-0	18-37-1
Total Offense Yards	426	355
Total Offense Plays	53	82
Fumbles: No.-Lost	1-1	3-1
Penalties: No.-Yards	5-44	4-55
Punts-Yards	3-123	3-144
Avg. Yards Per Punt	41.0	48.0
Punt Returns: No.-Yards	3-66	1-12
Kickoff Returns: No.-Yards	6-145	3-63
Interceptions: No.-Yards	1-(-3)	0-0
Possession Time	22:01	37:59
Third Down Conversions	3-10	8-19
Fourth Down Conversions	1-2	3-4
Red Zone Scores-Chances	1-2	5-5
Sacks By: No.-Yards	3-22	3-18
PAT Kicks	3-3	1-1
Field Goals	0-2	3-3

### INDIVIDUAL STATISTICS

**RUSHING: SC:** C. Shaw 10-96; Miles 5-1; Thompson 2-(-12). **UM:** Robinson 23-100; Gardner 12-24; Dileo 1-7; Smith 6-6; Simmons 1-4; Hayes 2-0.

**PASSING: SC:** C. Shaw 18-26-0-224; Thompson 7-10-0-117. **UM:** Gardner 18-36-1-214; Robinson 0-1-0-0.

**RECEIVING: SC:** Sanders 9-92; Miles 4-22; Jones 3-78; Byrd 2-63; Ellington 2-36; Carson 2-1; Cunningham 1-37; Anderson 1-7; Davis 1-5. **UM:** Gallon 9-145; Roundtree 3-27; Dileo 3-22; Smith 1-9; Robinson 1-7; Funchess 1-4.

**PUNT RETURNS: SC:** A. Sanders 3-66. **UM:** Dileo 1-12.

**KICKOFF RETURNS: SC:** Auguste 2-56; Ellington 2-51; Rhodes 1-22; Sanders 1-16. **UM:** Norfleet 1-32; Dileo 1-20; Gallon 1-11.

**INTERCEPTION RETURNS: SC:** Legree 1-(-3). **UM:** None.

**TACKLE LEADERS: SC:** Swearinger 9; Wilson 9; Hampton 6; Taylor 5. **UM:** Gordon 6, Ryan 4, 5 players tied with 3.



# 2012 CAPITAL ONE BOWL

## Carolina 30, Nebraska 13



January 2, 2012  
 Florida Citrus Bowl Stadium  
 Orlando, Fla.  
 61,351



**ORLANDO, FLA.** – No. 10/9 South Carolina wrapped up one of the most successful seasons in school history with a 30-13 victory over No. 21/20 Nebraska in the Capital One Bowl.

With the win, Carolina finishes the season 11-2, becoming the first team in school history to reach 11 wins.

Junior receiver Alshon Jeffery played a key role in leading South Carolina to its record-setting win and made a little history of his own. Jeffery finished the day with four receptions for 148 yards and a touchdown on his way to earning bowl MVP honors.

Gamecock quarterback Connor Shaw had a stellar end to his sophomore campaign, completing 11-of-17 passes for 230 yards and two touchdowns. He added 42 yards and one touchdown on the ground. Junior running back Kenny Miles finished with 67 yards and a touchdown on 15 carries and had two receptions for 13 yards and a score.

The Gamecock defense delivered another solid performance, holding Nebraska to 253 yards of total offense with just 64 yards allowed in the second half. Carolina tied a season-high with six sacks on the day, including two from freshman Jadeveon Clowney and 1.5 from senior Melvin Ingram. Junior D.J. Swearinger and senior Antonio Allen led the way with seven tackles apiece.

The Cornhuskers (9-4) struck first. On Nebraska's third play from scrimmage, quarterback Taylor Martinez found Kenny Bell for a 30-yard touchdown strike. However, Travian Robertson blocked the extra point and Stephon Gilmore returned it for two points to make it a 6-2 game.

Bruce Ellington gave Carolina excellent field position on the ensuing possession with a 45-yard kickoff return. A 24-yard run by Miles set up the Gamecocks deep in Nebraska territory. Shaw capped the drive on fourth and goal by punching it in from a yard out, giving Carolina a 9-6 advantage.


Nebraska answered with an eight-play, 60-yard scoring drive, aided by a Carolina drive-extending penalty, to regain the lead. Ameer Abdullah finished off the drive with a 1-yard touchdown run to give the Cornhuskers a 13-9 lead.

Both teams missed golden opportunities to score in the second quarter. Nebraska lost a fumble in the redzone, then Carolina came up empty after a 78-yard pass to Jeffery set them up with a first-and-goal situation.

Stephon Gilmore gave the Gamecocks one more chance to score before halftime by intercepting a Martinez pass at the Gamecock 26. With seven seconds until intermission from the Carolina 49, Shaw rolled right and heaved it downfield where Jeffery leaped over a defender, came down with the ball and dove into the end zone for a 16-13 lead heading into the locker room.

The Gamecocks pushed their lead to 23-13 early in the fourth quarter with a five-play, 41-yard scoring drive. Shaw hooked up with Ace Sanders for a 23-yard pass play on third and 18 to move the ball to the Nebraska 11. Two plays later, Shaw found a wide-open Miles for a 9-yard touchdown pass.

Miles added a 3-yard touchdown run with 3:05 left for the final score.



Nebraska	13	0	0	0	13
South Carolina	9	7	0	14	30

### SCORING SUMMARY

1st	11:58	NU	Bell 30-yard pass from Martinez (Maher kick blocked) (3-46-0:56)	0-6
				2-6
	11:58	SC	Gilmore PAT return	9-6
	6:04	SC	Shaw 1-yard run (Wooten kick) (11-55-5:46)	9-6
	3:33	NU	Ameer 1-yard run (Maher kick) (8-60-2:31)	9-13
2nd	0:00	SC	Jeffery 51-yard pass from Shaw (Wooten kick) (3-71-0:38)	16-13
4th	12:25	SC	Miles 9-yard pass from Shaw (Wooten kick) (5-41-2:26)	23-13
	3:05	SC	Miles 3-yard run (Wooten kick) (13-71-6:20)	30-13

### TEAM STATISTICS

	NU	SC
First Downs	17	16
Rushing	8	7
Passing	7	8
Penalty	2	1
Net Yards Rushing	137	121
Rushing Attempts	46	40
Net Yards Passing	116	230
Cmp.-Att.-Int.	10-16-1	11-17-0
Total Offense Yards	253	351
Total Offense Plays	62	57
Fumbles: No.-Lost	1-1	1-0
Penalties: No.-Yards	10-58	6-66
Punts-Yards	5-197	5-197
Avg. Yards Per Punt	39.4	39.4
Punt Returns: No.-Yards	1-(-1)	2-19
Kickoff Returns: No.-Yards	3-58	2-73
Interceptions: No.-Yards	0-0	1-3
Possession Time	30:49	29:11
Third Down Conversions	3-13	4-13
Fourth Down Conversions	1-1	3-3
Red Zone Scores-Chances	1-3	3-4
Sacks By: No.-Yards	4-31	6-41
PAT Kicks	1-2	4-4
Field Goals	0-1	0-1

### INDIVIDUAL STATISTICS

**RUSHING:** NU: Burkhead 23-89; Martinez 16-37; Bell 1-14; Marlowe 1-6; Abdullah 4-(-1); Reed 1-(-8). SC: Miles 15-67; C. Shaw 19-42; A. Sanders 3-15; Byrd 1-3; Team 2-(-6).

**PASSING:** NU: Martinez 10-16-1-116. SC: C. Shaw 11-17-0-230.

**RECEIVING:** NU: Burkhead 5-35; Bell 3-53; Cotton 1-22; Legate 1-6. SC: A. Jeffery 4-148; A. Sanders 3-45; Miles 2-13; Anderson 1-21; Cunningham 1-3.

**PUNT RETURNS:** NU: Abdullah 1-(-1). SC: A. Sanders 2-13.

**KICKOFF RETURNS:** NU: Abdullah 2-44; Whaley 1-14. SC: Ellington 2-73.

**INTERCEPTION RETURNS:** NU: None. SC: Gilmore 1-3.

**TACKLE LEADERS:** NU: David 11; Stafford 5; Meredith 5; Compton 5. SC: Swearinger 7; Allen 7; Paulk 5; Gilmore 5; Taylor 5.





# 2010 CHICK-FIL-A BOWL

## Florida State 26, Carolina 17

December 31, 2010  
 Georgia Dome  
 Atlanta, Ga.  
 72,217



**ATLANTA, GA.—EJ** Manuel threw a fourth-quarter touchdown pass to stop a South Carolina rally and lead Florida State to a 26-17 victory over the Gamecocks in the Chick-fil-A Bowl.

Manuel took over after senior quarterback Christian Ponder left early in the second quarter with a concussion. The sophomore appears ready to assume the starting role next season.

Manuel completed 11-of-15 passes for 84 yards and a touchdown and had seven carries for 46 yards. He was 7-for-7 passing on the fourth-quarter touchdown drive.

Dustin Hopkins kicked four field goals for the No. 23 Seminoles (10-4), who reached 10 victories for the first time since 2003. Hopkins tied his own school record for a bowl, and the four field goals also matched the Chick-fil-A Bowl record.

No. 19 South Carolina (9-5), which was seeking its first 10-win season since 1984, lost star running back Marcus Lattimore when he was hit hard on the Gamecocks' first drive. Coach Steve Spurrier's team also committed five turnovers.

"We had (414) yards," Spurrier said. "It wasn't a terrible offensive performance. It was just the turnovers that hurt us."

"Stephen struggled early and then he made some pretty decent throws in the second half," Spurrier said. "It looked like we had a chance to get back in the game."

Garcia recovered to lead two long touchdown drives that trimmed Florida State's lead to 19-17 before Manuel answered with the seven-yard scoring pass to Taiwan Easterling.

"Man, I was so happy," Manuel said. "We weren't moving the ball like we wanted to. We weren't getting touchdowns. We were getting field goals instead."


Florida State cornerback Greg Reid, whose hits caused the fumbles by Lattimore and Jeffery, deflected a fourth-down pass by Garcia with 3:23 remaining to end the Gamecocks' last hope.

Garcia completed 19 of 34 passes for 243 yards and also scored on a nifty play in the third. On a third-down play from the Florida State three, Garcia threw a screen pass to Ace Sanders, who threw back across the field to Garcia alone in the right side of the end zone.

The Seminoles answered with Hopkins' fourth field goal, from 45 yards, to push the lead to nine. Hopkins also kicked four field goals in the Seminoles' Gator Bowl win over West Virginia.

Garcia responded by leading a 79-yard drive, capped by Brian Maddox's seven-yard TD run. Garcia helped set up the score with a 29-yard pass to Jeffery.

Reid's hit on Lattimore knocked the freshman out of the game with an injury announced as a cut to his mouth. Spurrier said after the game that Lattimore also had "a little bit of a concussion" and was taken to a hospital for stitches.



South Carolina	0	3	7	7	17
Florida State	6	7	6	7	26

### SCORING SUMMARY

1st	8:08	FSU	Hopkins 29-yard field goal (9-18-4:03)	0-3
	2:42	FSU	Hopkins 48-yard field goal (4-(-3)-1:37)	0-6
2nd	1:02	FSU	Thompson 27-yard run (Hopkins kick) (4-59-1:16)	0-13
	0:00	SC	Lanning 40-yard field goal (9-57-1:02)	3-13
3rd	10:38	FSU	Hopkins 35-yard field goal (9-61-4:18)	3-16
	3:49	SC	Garcia 3-yard pass from Sanders (Lanning kick) 10-92-3:34)	10-16
	0:09	FSU	Hopkins 45-yard field goal (4-3-1:30)	10-19
4th	11:56	SC	Maddox 7-yard run (Lanning kick) (7-79-3:07)	17-19
	5:27	FSU	Easterling 7-yard pass from Manuel (Hopkins kick) (13-63-6:22)	17-26

### TEAM STATISTICS

	SC	FSU
First Downs	22	18
Rushing	9	12
Passing	11	5
Penalty	2	1
Net Yards Rushing	139	218
Rushing Attempts	32	45
Net Yards Passing	275	90
Cmp.-Att.-Int.	21-36-3	12-21-1
Total Offense Yards	414	308
Total Offense Plays	68	66
Fumbles: No.-Lost	2-2	3-0
Penalties: No.-Yards	5-58	6-50
Punts-Yards	2-87	3-153
Avg. Yards Per Punt	43.5	51.0
Punt Returns: No.-Yards	2-3	2-53
Kickoff Returns: No.-Yards	2-38	3-62
Interceptions: No.-Yards	1-8	3-4
Possession Time	26:32	33:28
Third Down Conversions	7-14	6-14
Fourth Down Conversions	1-3	0-1
Red Zone Scores-Chances	2-3	3-5
Sacks By: No.-Yards	2-9	2-11
PAT Kicks	2-2	2-2
Field Goals	1-1	4-4

### INDIVIDUAL STATISTICS

**RUSHING: SC:** Miles 10-70; Maddox 12-53; Garcia 8-14; Gilmore 1-3; Lattimore 1-(-1). **FSU:** Thompson 25-147; Manuel 7-46; Pryor 2-10; Jones 4-7; Thomas 1-6; Ponder 5-3; TEAM 1-(-1).

**PASSING: SC:** Garcia 19-34-3-243; Sanders 1-1-0-3; Gilmore 1-1-0-29. **FSU:** Manuel 11-15-0-84; Ponder 1-5-0-6; Reed 0-1-1-0.

**RECEIVING: SC:** Jeffery 9-130; Lattimore 3-48; Gurley 2-49; Maddox 2-16; Moore 2-4; Sanders 1-16; Barnes 1-9; Garcia 1-3. **FSU:** Reed 2-25; Thompson 2-17; Haulstead 2-14; Easterling 2-10; Pryor 2-7; Smith 1-12; Little 1-5.

**PUNT RETURNS: SC:** Sanders 2-3. **FSU:** Reid 2-53.

**KICKOFF RETURNS: SC:** Sherman 2-38. **FSU:** Joyner 2-44; Reid 1-18.

**INTERCEPTION RETURNS: SC:** Gilmore 1-8. **FSU:** Smith 1-4; Harris 1-0; Rhodes 1-0.

**TACKLE LEADERS: SC:** Gilmore 8; Q. Smith 8; Holloman 8; Taylor 7; Auguste 7. **FSU:** Jenkins 8; Moody 7; White 6; K. Smith 6; McLeod 6.



# 2010 PAPAJOHNS.COM BOWL

## Connecticut 20, Carolina 7



January 2, 2010  
Legion Field  
Birmingham, Alabama  
45,254



**BIRMINGHAM, ALA.** —Andre Dixon rushed for 126 yards and a touchdown and resilient Connecticut (8-5) ended a trying season with a 20-7 victory over the South Carolina Gamecocks (7-6) in the Papajohns.com Bowl on Saturday.

Dixon was the Most Valuable Player and joined teammate Jordan Todman as 1,000-yard rushers, the first time two UConn backs have surpassed that mark in the same season.

Carolina quarterback Stephen Garcia completed just 16 of 38 passes for 129 yards while gaining 56 yards on 15 carries. He lost a fumble, was intercepted once and didn't get much help. An emotional Garcia called the Gamecocks' performance "very disappointing."

He said they never got it going, "and it shows on the scoreboard." UConn had a pristine performance, with zero penalties. Linebacker Lawrence Wilson called it "the most complete game we've played all year."

The Gamecocks avoided their first shutout in three seasons on Brian Maddox's 2-yard touchdown run with 3:24 left. Their only other possession ending in UConn territory resulted in a botched field goal attempt.

The Gamecocks' effort was marred by dropped passes, a missed interception and costly penalties that kept a mostly garnet-and-black clad crowd subdued -- and steadily shrinking by the fourth quarter.

Leading receiver Alshon Jeffery was held to three catches for 28 yards, all in the first half. Tailback Kenny Miles had just six carries for 24 yards.

Dixon's 10-yard touchdown with 13:12 left effectively put the game away. Jesse Simpson had set the Huskies up at the Gamecocks' 29-yard line by forcing Garcia to fumble, knocking it away from behind at the end of a run.


A South Carolina team that pounded Clemson with 58 runs in a win to finish the regular season finished with 26 rushes for 76 yards.

UConn jumped ahead 13-0. Kashif Moore snagged the ball one-handed down the right sideline for a 37-yard touchdown catch from Zach Frazer in the first quarter. Dave Teggard then hit field goals of 33 and 44 yards. The first kick was set up when Garcia was stopped on a sneak on fourth-and-1 from South Carolina's 32.

South Carolina didn't even manage its initial first down until midway through the second quarter, and that took Garcia converting a third-and-16.

South Carolina's sloppy play continued into the second half. Running into the kicker and roughing the passer calls helped UConn keep its first drive alive for more than seven minutes, though it ended with a fumble.

Then, cornerback Akeem Auguste dropped an easy interception with nothing between him and the end zone.



South Carolina	0	0	0	7	7
Connecticut	10	3	0	7	20

### SCORING SUMMARY

1st	6:37	UC	K. Moore 37-yard pass from Frazer (Teggard kick) (9-66-4:14)	0-7
	3:35	UC	Teggard 33-yard field goal (5-16-1:21)	0-10
2nd	8:56	UC	Teggard 44-yard field goal (10-40-4:10)	0-13
4th	13:12	UC	Dixon 10-yard run (Teggard kick) (9-35-3:53)	0-20
	3:24	SC	Maddox 2-yard run (Lanning kick) (2-40-0:37)	7-20

### TEAM STATISTICS

	SC	UC
First Downs	12	17
Rushing	6	10
Passing	6	5
Penalty	0	2
Net Yards Rushing	76	146
Rushing Attempts	26	48
Net Yards Passing	129	107
Cmp.-Att.-Int.	16-38-1	9-22-0
Total Offense Yards	205	253
Total Offense Plays	64	70
Fumbles: No.-Lost	1-1	1-1
Penalties: No.-Yards	4-41	0-0
Punts-Yards	7-296	6-223
Avg. Yards Per Punt	42.3	37.2
Punt Returns: No.-Yards	2-4	6-43
Kickoff Returns: No.-Yards	5-93	2-39
Interceptions: No.-Yards	0-0	1-0
Possession Time	24:32	35:28
Third Down Conversions	3-15	9-19
Fourth Down Conversions	2-5	0-0
Red Zone Scores-Chances	1-1	2-3
Sacks By: No.-Yards	1-8	3-25
PAT Kicks	1-1	2-2
Field Goals	0-0	2-2

### INDIVIDUAL STATISTICS

**RUSHING: SC:** Garcia 15-56; Miles 6-24; Sherman 2-3; Maddox 2-2; Flint 1-(-9). **UC:** Dixon 33-126; Todman 9-36; K. Moore 1-1; Team 3-(-4); Frazer 2-(-13).

**PASSING: SC:** Garcia 16-38-1-129. **UC:** Frazer 9-21-0-107; Todman 0-1-0-0.

**RECEIVING: SC:** Miles 4-23; Jeffery 3-28; Gurley 3-14; Barnes 2-21; Saunders 2(-7); Moore 1-38; Brown 1-12. **UC:** Easley 4-40; K. Moore 2-40; I. Moore 2-26; Todman 1-1.

**PUNT RETURNS: SC:** Gilmore 2-4. **UC:** McClain 6-43.

**KICKOFF RETURNS: SC:** Sherman 5-93. **UC:** Todman 1-30; Molina 1-9.

**INTERCEPTION RETURNS: SC:** None. **UC:** Vaughn 1-0.

**TACKLE LEADERS: SC:** Norwood 10; Ajiboye 10; Wilson 7; Allen 6. **UC:** Lutrus 9; Martin 6; Joseph 5.



# 2009 OUTBACK BOWL

## Iowa 31, Carolina 10



January 1, 2009  
 Raymond James Stadium  
 Tampa, Florida  
 55,117



**TAMPA, FLA.** – Shonn Greene, the Big Ten's most valuable player, rushed for 121 yards and three touchdowns Thursday, helping the Hawkeyes trounce South Carolina 31-10 in the Outback Bowl.

Greene ran for more than 100 yards in all 13 of Iowa's games and scored in all but one. He finished with school single-season records of 1,850 yards and 20 TDs.

Iowa (9-4) won for the sixth time in seven games since losing three straight to fall to 3-3. South Carolina (7-6) lost three straight down the stretch while being outscored 118-30.

Greene scored on a pair of 1-yard runs to help Iowa build a 21-0 halftime lead, then added an 11-yarder to make it 31-0 late in the third quarter. South Carolina scored on Chris Smelley's 10-yard TD pass to Jared Cook and Ryan Succop's 48-yard field goal in the fourth quarter.

After struggling offensively in lopsided losses to Florida and Clemson, Gamecocks coach Steve Spurrier decided to start quarterback Stephen Garcia, a highly regarded redshirt freshman from Tampa who was the centerpiece of his recruiting class in 2007.

But Garcia turned the ball over four times in the first half and was replaced by Smelley after going 9-for-18 for 79 yards and three interceptions.

The 20-year-old's homecoming turned sour in a hurry. His first pass was intercepted and returned 29 yards set up an Iowa touchdown, then the dual-threat quarterback fumbled on his first run to give the Gamecocks turnovers on two of their first four offensive plays.

The next two South Carolina possessions ended with interceptions. After Bradley Fletcher picked off Garcia in the end zone, Iowa drove 80 yards to take a 21-0 lead on Greene's second touchdown.

Ricky Stanzi was intercepted twice before halftime, but neither mistake really hurt the Hawkeyes. Iowa was trying to turn Stanzi's third interception into a quick TD when South Carolina's Chris Culliver made a leaping pick in the end zone.

Smelley, who started nine games for South Carolina this season, replaced Garcia at the start of the second half. Moe Brown fumbled on the quarterback's first completion to set up an Iowa field goal, but the Gamecocks did have some success moving the ball the rest of the game.

Stanzi was 13-for-19 for 148 yards, including a 6-yard TD throw to Trey Stross on the first drive of the game. Smelley finished 16-of-31 for 174 yards and no interceptions.



South Carolina	0	0	0	10	10
Iowa	14	7	10	0	31

### SCORING SUMMARY

1st	7:39	UI	Stross 6-yard pass from Stanzi (Murray kick) (13-64-7:21)	0-7
	4:41	UI	Greene 1-yard run (Murray kick) (5-18-1:58)	0-14
2nd	8:09	UI	Greene 1-yard run (Murray kick) (9-80-4:59)	0-21
3rd	9:09	UI	Murray 18-yard field goal (10-42-5:28)	0-24
	0:04	UI	Greene 11-yard run (Murray kick) (9-66-4:56)	0-31
4th	13:35	SC	J. Cook 10-yard pass from Smelley (Succop kick) (6-68-1:29)	7-31
	2:02	SC	Succop 48-yard field goal (10-54-2:37)	10-31

### TEAM STATISTICS

	SC	UI
First Downs	17	22
Net Yards Rushing	43	181
Rushing Attempts	14	47
Net Yards Passing	270	147
Cmp.-Att.-Int.	26-50-3	13-19-2
Total Offense Yards	313	328
Total Offense Plays	64	66
Fumbles: No.-Lost	2-2	2-1
Penalties: No.-Yards	10-100	6-50
Punts-Yards	2-85	2-88
Avg. Yards Per Punt	42.5	44.0
Punt Returns: No.-Yards	1-5	0-0
Kickoff Returns: No.-Yards	6-125	3-44
Interceptions: No.-Yards	2-0	3-74
Possession Time	24:06	35:54
Third Down Conversions	5-11	8-12
Fourth Down Conversions	1-2	0-0
Red Zone Scores-Chances	1-1	5-5
Sacks By: No.-Yards	1-11	1-3
Field Goals	1-2	1-2

### INDIVIDUAL STATISTICS

**RUSHING: SC:** Garcia 5-25; Maddox 3-17; M. Davis 3-2; Baker 3-(-1). **UI:** Greene 29-121; Hampton 12-54; Stanzi 4-6; Oberland 1-5; Brodell 1-(-5).

**PASSING: SC:** Smelley 16-31-0-179; Garcia 9-18-3-79; McKinley 1-1-0-12. **UI:** Stanzi 13-19-2-147.

**RECEIVING: SC:** McKinley 6-86; J. Barnes 5-40; M. Davis 3-26; M. Brown 3-23; J. Cook 2-23; Wallace 2-10; Baker 1-42; Kingrey 1-9; Maddox 1-6; Saunders 1-6; DiMarco 1-(-1). **UI:** Myers 4-49; Moeaki 3-43; Brodell 3-27; Johnson-Koulianos 1-18; Stross 1-6; Morse 1-4.

**PUNT RETURNS: SC:** Culliver 1-5. **UI:** None.

**KICKOFF RETURNS: SC:** Culliver 5-112; Freeman 1-13. **UI:** Hampton 1-31; Johnson-Koulianos 1-13.

**INTERCEPTION RETURNS: SC:** Brinkley 1-0. **UI:** Sash 2-74; Fletcher 1-0.

**TACKLE LEADERS: SC:** J. Brinkley 11; Norwood 9; Culliver 7; Munnerlyn 4; Stewart 4. **UI:** Angerer 6; Sash 4; Kroul 4; Hunter 4; Fletcher 4; Tarpinian 4.





# 2006 LIBERTY BOWL

## Carolina 44, Houston 36



**December 29, 2006**  
**Liberty Bowl Stadium**  
**Memphis, Tennessee**  
**56,103**



**MEMPHIS, TENN.**  
 – Steve Spurrier’s offense was humming along in the first half, but the South Carolina defense was doing nothing to stop Houston.

In the final 30 minutes, Spurrier’s Gamecocks got a little D to go with their O.

Defensive end Jordin Lindsey came up with two turnovers for a defense that made the stops that mattered most, and South Carolina beat Houston 44-36 in the Liberty Bowl on Friday for its first bowl victory under Spurrier.

Blake Mitchell tied a bowl record by throwing four touchdown passes, Cory Boyd ran for two more TDs as the Gamecocks (8-5) finished Spurrier’s second season with their best record since going 9-3 in 2001.

Kevin Kolb, making his 50th start at quarterback for Houston (10-4) finished 26-of-39 for 386 yards and three touchdowns.

Houston led 28-27 at the half - a Liberty Bowl record for points in a half - but South Carolina held the Cougars to 63 yards in the third quarter when the Gamecocks took control. They sacked Kolb three times, forced two turnovers and stopped the Cougars twice on fourth down in the fourth quarter.

The Cougars and Gamecocks combined for 588 yards in the first half, much of it just before halftime. The second quarter took 61 minutes, and a game that was tied at 7 went haywire. In the final three minutes of the half, four TDs were scored in a span 12 plays - the last a 77-yard TD catch by Houston’s Vincent Marshall with 11 seconds left.

The Cougars didn’t score in the second half until Jackie Battle ran in from 3 yards out with 5:42 left. The 2-point conversion cut South Carolina’s lead to 44-36.

Houston outgained South Carolina 527-512, but the Cougars managed only 200 in the second half.


With a pair of coaches known for their offensive ingenuity, this had a little of everything: four TDs in a span of 12 plays, a flea flicker for an interception, a punt on fourth-and-goal, a halfback pass and an option by Houston when backed up against its own goal line.

Ryan Succop kicked a 45-yard field goal into winds gusting up to 20 mph on the Gamecocks’ opening drive of the second half to put South Carolina ahead to stay at 30-28. Mitchell padded the lead with a pair of 43-yard TD passes to Kenny McKinley, the last with 7:39 to go for a 44-28 lead.

Mitchell, the game’s Most Valuable Player, was 19-of-29 for 323 yards.

Houston ruined its best scoring chance on the drive after Succop’s kick.

In the shotgun on third-and-goal at the 8, a bad snap went wide right of Kolb, who tried to chase down the ball and kicked it out of bounds for a penalty. That forced Houston to punt from midfield after having first-and-goal.



<b>South Carolina</b>	<b>7</b>	<b>20</b>	<b>3</b>	<b>14</b>	<b>44</b>
<b>Houston</b>	<b>7</b>	<b>21</b>	<b>0</b>	<b>8</b>	<b>36</b>

**SCORING SUMMARY**

1st	12:59	UH	Marshall 32-yard pass from Kolb (Bell kick) (6-80-2:01)	0-7
	2:09	SC	C. Boyd 2-yard run (Succop kick) (9-51-3:45)	7-7
2nd	10:47	SC	Pavlovic 1-yard pass from Mitchell (kick failed) (6-64-2:24)	13-7
	6:12	UH	Hafner 4-yard pass from Kolb (Bell kick) (12-80-4:35)	13-14
	2:53	SC	Rice 19-yard pass from Mitchell (Succop kick) (1-19-0:13)	20-14
	2:09	UH	Battle 42-yard run (Bell kick) (3-50-0:44); 2:09	20-21
	0:42	SC	C. Boyd 9-yard run (Succop kick) (7-65-1:27)	27-21
	0:11	UH	Marshall 77-yard pass from Kolb (Bell kick) (1-77-0:31)	27-28
3rd	9:55	SC	Succop 45-yard field goal (12-52-5:05)	30-28
4th	12:15	SC	McKinley 43-yard pass from Mitchell (Succop kick) (6-78-2:22)	37-28
	7:39	SC	McKinley 43-yard pass from Mitchell (Succop kick) (3-50-1:52)	44-28
	5:42	UH	Battle 3-yard run (Alridge run) (6-55-1:57)	44-36

**TEAM STATISTICS**

	<b>SC</b>	<b>UH</b>
First Downs	25	27
Net Yards Rushing	189	135
Rushing Attempts	41	33
Net Yards Passing	323	392
Cmp.-Att.-Int.	19-29-1	27-40-1
Total Offense Yards	512	527
Total Offense Plays	70	73
Fumbles: No.-Lost	1-0	2-1
Penalties: No.-Yards	9-93	4-40
Punts-Yards	2-90	3-127
Punt Average	45.0	42.3
Punt Returns: No.-Yards	1-11	1-11
Kickoff Returns: No.-Yards	4-67	3-86
Interceptions: No.-Yards	1-6	1-0
Possession Time	33:19	26:41
Third Down Conversions	6-12	7-13
Fourth Down Conversions	1-2	2-4
Sacks By: No.-Yards	3-18	3-12
Field Goals	1-2	0-0

**INDIVIDUAL STATISTICS**

**RUSHING: SC:** C. Boyd 18-94; Davis 14-72; Mitchell 8-22; Whiteside 1-1. **UH:** Battle 11-85; Alridge 10-55; Pope 3-27; Otis 1-0; Kolb 7-(-5); Team 1-(-27).

**PASSING: SC:** Mitchell 19-29-1-323. **UH:** Kolb 26-39-1-386; Alridge 1-1-0-6.

**RECEIVING: SC:** Rice 8-139; C. Boyd 4-45; McKinley 3-112; Stafford 2-19; Newton 1-7; Pavlovic 1-1. **UH:** Marshall 9-201; Avery 7-72; Ealy 3-48; McDaniel 3-0; Harvey 2-33; Hafner 2-14; Alridge 1-24.

**PUNT RETURNS: SC:** McKinley 1-11. **UH:** Marshall 1-11.

**KICKOFF RETURNS: SC:** Munnerlyn 2-53; Boyd 1-14; Shackleford 1-0. **UH:** Marshall 2-67; Alridge 1-19.

**INTERCEPTION RETURNS: SC:** J. Lindsey 1-6. **UH:** Gaston 1-0.

**TACKLE LEADERS: SC:** J. Brinkley 11; Bennett 6; Four players tied with 5. **UH:** Gulley 12; Miller 9; Fontenette 8; Hunt 7; Pree 6.



# 2005 INDEPENDENCE BOWL

## Missouri 38, Carolina 31



**December 30, 2005**  
**Independence Stadium**  
**Shreveport, Louisiana**  
**41,332**



### SHREVEPORT, LA.

– South Carolina’s game plan of keeping Brad Smith in check worked great - for a half, anyway.

Then, the Missouri quarterback broke loose, rushing for three touchdowns - including a 1-yarder in the final minutes - and passing for another to rally the Tigers for a 38-31 victory in the Independence Bowl.

Smith accounted for 431 yards of Missouri’s 504 yards as the Tigers staged their biggest comeback of the year.

Missouri (6-6) trailed 21-0 after the first quarter as Steve Spurrier’s Gamecocks dominated the first half. South Carolina (7-5) outgained Missouri 312 yards to 174 in the first half and held the football almost 11 minutes longer (20:02-9:58)

Mizzou didn’t convert a third down until the final 58 seconds of the half. Smith completed 21 of 37 passes for 282 yards, with one touchdown and an interception. He passed for 200 or more yards for the 18th time. He also ran for 150 yards and three touchdowns on 21 carries.

The Gamecocks needed less than 3 minutes to go 80 yards for their first score. Blake Mitchell’s 23-yard pass to Sidney Rice put Carolina up 7-0. Rice finished with 12 receptions for 191 yards.

Tony Temple fumbled on Missouri’s first play and South Carolina’s Ricardo Hurley scooped up the ball. Four plays later Mike Davis, who ran for 125 yards on 18 carries, scored on a 5-yard run for a 14-0 lead.

The Gamecocks’ third scoring drive covered 69 yards in 1:59. This time Mitchell, who completed 20 of 38 passes for 266 yards, hit Carson Askins with a 20-yard scoring pass to make it 21-0. Mitchell passed for two touchdowns, and was intercepted three times.

Marcus King gave Missouri its first points, grabbing Mitchell’s pass at the goal line and returning it 99 yards to make it 21-7 in the second quarter.

After Davis’ 2-yard TD run gave the Gamecocks a 28-7 lead, Missouri staged its first long drive of the game. The Tigers went 77 yards and Smith hit Chase Coffman with a 5-yard touchdown pass to make it 28-14 at halftime. Coffman finished with eight catches for 99 yards.

Smith pulled Mizzou to 28-21 with a 31-yard run with 2:41 left in the third.

Another apparent Missouri TD was nullified by a 15-yard penalty. Smith finally got the score on a 4-yard run that tied the score at 28 early in the fourth quarter.

Crossett kicked a 50-yard field goal to put the Tigers up 31-28, but Josh Brown countered with a 30 yarder that tied it at 31-all.

Then, with 2:13 remaining, Smith sealed the Missouri win with a 1-yard TD run.



South Carolina	21	7	0	3	31
Missouri	0	14	7	17	38

### SCORING SUMMARY

1st	12:07	SC	Rice 23-yard pass from Mitchell (Brown kick) (7-80-2:53)	7-0
	9:37	SC	Davis 5-yard run (Brown kick) (4-20-2:20)	14-0
	7:11	SC	Askins 20-yard pass from Mitchell (Brown kick) (5-69-1:59)	21-0
2nd	6:49	MU	King 99-yard interception return (Crossett kick)	21-7
	4:28	SC	Davis 2-yard run (Brown kick) (7-64-2:21)	28-7
	0:20	MU	Coffman 5-yard pass from Smith (Crossett kick) (8-77-1:33)	28-14
3rd	2:41	MU	Smith 31-yard run (Crossett kick) (7-85-2:15)	28-21
4th	14:22	MU	Smith 4-yard run (Crossett kick) (8-39-2:12)	28-28
	10:14	MU	Crossett 50-yard field goal (8-7-2:44)	28-31
	4:16	SC	Brown 30-yard field goal (13-57-5:58)	31-31
	2:13	MU	Smith 1-yard run (Crossett kick) (5-77-2:03)	31-38

### TEAM STATISTICS

	SC	MU
First Downs	21	21
Net Yards Rushing	142	203
Rushing Attempts	32	40
Net Yards Passing	266	301
Cmp.-Att.-Int.	20-38-3	23-43-1
Total Offense Yards	408	504
Total Offense Plays	70	83
Fumbles: No.-Lost	1-0	1-1
Penalties: No.-Yards	5-52	8-87
Punts-Yards	6-240	5-229
Punt Average	40.0	45.8
Punt Returns: No.-Yards	3-29	1-0
Kickoff Returns: No.-Yards	6-177	2-38
Interceptions: No.-Yards	1-0	3-103
Possession Time	31:19	28:41
Third Down Conversions	5-13	6-19
Fourth Down Conversions	1-1	4-5
Sacks By: No.-Yards	0-0	1-8
PAT Kick	4-4	5-5
Field Goals	1-1	1-2

### INDIVIDUAL STATISTICS

**RUSHING: SC:** Davis 18-125; Wallace 7-14; Heffner 2-8; Team 1-0; Mitchell 3-(-1); Clark 1-(-4). **MU:** Smith 21-150; Temple 11-29; Kincaid 2-12; Jackson 4-7; Daniel 2-5.

**PASSING: SC:** Mitchell 20-38-3-266. **MU:** Smith 21-37-1-282; Daniel 1-4-0-6; Ekwerekwu 2-1-0-13.

**RECEIVING: SC:** Rice 12-191; Davis 3-11; Wallace 2-12; Askins 1-20; Clark 1-20; McKinley 1-12. **MU:** Coffman 8-99; Rucker 5-83; Franklin 3-56; Ekwerekwu 3-29; Temple 2-16; Saunders 1-10; Jackson 1-8.

**PUNT RETURNS: SC:** McKinley 3-29. **MU:** Saunders 1-0.

**KICKOFF RETURNS: SC:** Thomas 4-127; Joseph 2-50. **MU:** Temple 2-38.

**INTERCEPTION RETURNS: SC:** J. Lindsey 1-0. **MU:** King 1-99; Terrell 1-4; Ming 1-0.

**TACKLE LEADERS: SC:** Laury 12; Simpson 9; Joseph 5; T. Davis 5; Lambert 5. **MU:** Bacon 11; Ming 8; Overstreet 7; Moore 6; Christopher 6.



# 2002 OUTBACK BOWL

## Carolina 31, Ohio State 28



January 1, 2002  
 Raymond James Stadium  
 Tampa, Florida  
 66,249



**TAMPA, FLA** — With the score tied and no time left, South Carolina kicker Daniel Weaver knew his 42-yard field goal attempt wasn't his best effort. So he put his faith in the wind.

The kick barely cleared the crossbar, as No. 14 South Carolina survived with a 31-28 win over No. 22 Ohio State in the Outback Bowl.

Steve Bellisari led Ohio State from a 28-0 deficit to tie the score. But he was intercepted by Sheldon Brown, whose return to Ohio State's 29 with 23 seconds left set up Weaver's first game-winning kick.

Phil Petty, the game's MVP, threw for 227 yards and two touchdowns, and Andrew Pinnock scored twice for South Carolina. But none of that mattered when Bellisari finally got the Buckeyes (7-5) going.

He ran for a 2-yard score to close the third quarter, then hit Darrell Sanders with a 16-yard TD pass with 10:18 to go that cut the lead in half.

Bellisari, who was 21-of-35 for 320 yards, then drove Ohio State to the South Carolina 18 but lost the snap. South Carolina linebacker Jeremiah Garrison recovered.

On the next play, Derek Watson fumbled right back to Ohio State's Mike Doss. Three plays later, Jonathan Wells' 1-yard run made it 28-21.

Ohio State got the ball back on its 11 with 3:56 to play. Bellisari went 6-of-6 for 86 yards, tying the game on Sanders' 9-yard catch.

Cie Grant gave the Buckeyes a chance for victory at the end, intercepting Petty with 1:12 left. A celebration penalty backed them up to their 18, but no one at Raymond James Stadium was doubting Bellisari.

However, the long pass was picked off by Brown, whose twisting, cutback 37-yard return gave the Gamecocks hope.

Much of the credit for South Carolina's turnaround goes to Petty, an unspectacular yet efficient senior who has started the past three years.


Petty had throws of 9 yards to Watson and 13 to Brian Scott that set up South Carolina's first score, a 1-yarder by the beefy, 250-pound Pinnock.

On the Gamecocks' next drive, Petty passed to Scott for 30 yards and Pinnock for 9, ending things with Scott's 7-yard grab over freshman safety Dustin Fox to lead 14-0 at the half.

Petty started the third quarter with a 50-yard TD throw to Andrea Gause. Pinnock's 10-yard run made it 28-0 before the fun began.

Ohio State started strongly, forcing three first-quarter punts, including a bowl record 70-yarder by Tyeler Dean.

But after Bellisari hit Sanders on a 17-yard pass that was Ohio State's longest play at the time, defensive end George Gause stripped the ball to start the Gamecocks' first touchdown drive.



South Carolina	0	14	14	3	31
Ohio State	0	0	7	21	28

### SCORING SUMMARY

2nd	12:37	SC	Pinnock 1-yard run (Weaver kick) (8-36-3:49)	7-0
	6:54	SC	Scott 7-yard pass from Petty (Weaver kick) (9-63-4:07)	14-0
3rd	12:56	SC	Gause 50-yard pass from Petty (kick failed) (6-78-2:04)	21-0
	5:38	SC	Pinnock 10-yard run (Watson pass) (12-93-5:41)	28-0
	0:00	OSU	Bellisari 2-yard run (Nugent kick) (12-77-5:38)	28-7
4th	10:18	OSU	Sanders 16-yard pass from Bellisari (Nugent kick) (7-59-1:54)	28-14
	5:02	OSU	Wells 1-yard run (Nugent kick) (3-23-0:39)	28-21
	1:54	OSU	Sanders 9-yard pass from Bellisari (Nugent kick) (7-89-2:02)	28-28
	0:00	SC	Weaver 42-yard field goal (4-4-0:23)	31-28

### TEAM STATISTICS

	SC	OSU
First Downs	17	21
Net Yards Rushing	120	64
Rushing Attempts	36	35
Net Yards Passing	227	324
Cmp.-Att.-Int.	19-37-1	22-37-1
Total Offense Yards	347	388
Total Offense Plays	73	72
Fumbles: No.-Lost	0-0	0-0
Penalties: No.-Yards	8-43	6-40
Punts: No.-Yards	6-286	5-233
Punt Average	47.7	44.6
Possession Time	31:23	28:37
Sacks By: No.-Yards	3-24	3-21

### INDIVIDUAL STATISTICS

**RUSHING: SC:** Brewer 5-61; Pinnock 12-49; Watson 11-27; Jenkins 1-2; Pinkins 1-0; Petty 6-(-19). **OSU:** Wells 19-37; Ross 1-13; Bellisari 11-10; Krenzel 4-4.

**PASSING: SC:** Petty 19-37-1-227. **OSU:** Bellisari 21-35-1-320; Krenzel 1-2-0-4.

**RECEIVING: SC:** Scott 7-83; Watson 4-37; Gause 3-72; Brewer 2-17; Pinnock 2-10; Thomas 1-8. **OSU:** Jenkins 8-152; Vance 5-61; Sanders 5-56; Gamble 2-32; Martin 1-19; Hartssock 1-4.

**TACKLE LEADERS: SC:** Gause 10; Moore 7; Offord 7; Brown 6; Nesmith 6.





# 2001 OUTBACK BOWL

## Carolina 24, Ohio State 7



January 1, 2001  
 Raymond James Stadium  
 Tampa, Florida  
 65,229




**TAMPA, FLA.** — South Carolina capped off its amazing turnaround season with an impressive 24-7 win over Ohio State in the 2001 Outback Bowl.

Claiming only the second bowl victory in the program's history, the Gamecocks ended the season 8-4 and ranked No. 19 in the AP rankings and No. 21 in the USA Today/ESPN poll.

Sophomore running back Ryan Brewer had a day to remember. The Troy, Ohio, native, who chose Carolina over his home-state university, dismantled the Buckeyes both on the ground and in the air. Brewer carried the ball 19 times, gaining 109 yards, and caught three passes for another 92 yards. The eventual game MVP was responsible for all of USC's touchdowns, scoring on runs of seven and two yards and a 28-yard TD reception early in the fourth quarter that put the game out of reach.

Also contributing on the offense for USC was quarterback Phil Petty. The junior was 9-of-19 for 175 yards and a touchdown. Jermale Kelly and Brian Scott each caught three passes.

Defensively, the Gamecocks were led by linebacker Kenny Harney who had a total of eight tackles (six unassisted), with two of those going for a loss. True freshman Deandre' Eiland contributed from his free safety position with two interceptions and tackles with three of them adding up to 17 yards of lost yardage for the Buckeyes.



South Carolina	0	3	7	14	24
Ohio State	0	0	0	7	7

### SCORING SUMMARY

2nd	12:42	SC	Corse 23-yard field goal (10-47-4:15)	3-0
3rd	10:53	SC	Brewer 7-yard run (Corse kick) (7-28-3:10)	10-0
	3:51	OSU	Gurr 0-yard fumble recovery (Stultz kick) (3-66-1:15)	10-7
4th	14:17	SC	Brewer 28-yard pass from Petty (Corse kick) (4-43-0:54)	17-7
	6:11	SC	Brewer 2-yard run (Corse kick) (12-45-7:10)	24-7

### TEAM STATISTICS

	SC	OSU
First Downs	18	16
Rushing	11	8
Passing	7	8
Penalty	0	0
Net Yards Rushing	218	85
Rushing Attempts	51	33
Net Yards Passing	175	173
Cmp.-Att.-Int.	9-19-1	16-28-1
Total Offense Yards	393	258
Total Offense Plays	70	61
Fumbles: No.-Lost	1-0	3-1
Penalties: No.-Yards	7-50	9-65
Punts: No.-Yards	4-187	6-225
Punt Average	46.8	37.5
Punt Returns: No.-Yards	2-18	3-43
Kickoff Returns: No.-Yards	2-33	5-100
Interceptions: No.-Yards	2-0	1-0
Possession Time	33:33	26:27
Third Down Conversions	7-14	3-12
Fourth Down Conversions	0-1	1-2
Sacks By: No.-Yards	4-23	1-9

### INDIVIDUAL STATISTICS

**RUSHING:** SC: Brewer 19-109; Pinnock 11-33; Smith 7-33; Petty 7-23; Alexander 5-11; Scott 1-7; Spikes 1-2. OSU: Wells 14-52; Combs 8-25; Rambo 1-7; Bellisari 10-1; Gurr 0-0.

**PASSING:** SC: Petty 9-19-1-175; Brewer 0-0-0-0. OSU: Bellisari 14-25-1-157; Krenzel 2-3-1-16

**RECEIVING:** SC: Brewer 3-92; Kelly 3-43; Scott 3-40. OSU: Sanders 5-47; Rambo 2-65; Westbrook 2-22; Combs 2-6; Wells 2-4; Provitt 1-17; Cheatwood 1-7; Bryant 1-5.

**PUNT RETURNS:** SC: Brewer 2-18. OSU: Clements 3-43.

**KICKOFF RETURNS:** SC: Alexander 2-33. OSU: Clements 3-67; Wells 2-33.

**INTERCEPTION RETURNS:** SC: Eiland 2-0. OSU: Bullard 1-0.

**TACKLE LEADERS:** SC: Harney 8, Eiland 7; Wadley 6; Edwards 5; O'ford 5. OSU: Clements 6; Nickey 6; Cooper 6; Pickett 6; Bullard 5; Mitchell 5; Doss 5; Collins 5.



# 1995 CARQUEST BOWL

## Carolina 24, West Virginia 21




January 2, 1995  
 Joe Robbie Stadium  
 Miami, Florida  
 50,833



**MIAMI, FLA.**— The Gamecocks defeated West Virginia 24-21 in the 1995 Carquest Bowl.

South Carolina quarterback Steve Taneyhill threw for one touchdown, ran for another and was named the game's MVP. Brandon Bennett rushed for 100 yards and fullback Stanley Pritchett scored the Gamecocks' final TD with a 1-yard power run.

The win was the first in nine bowl tries for South Carolina (7-5) and the fifth consecutive postseason loss for the Mountaineers (7-6).



Mountaineers tailback Jimmy Gray fumbled on their opening play and six plays later Taneyhill hit Boomer Foster for a 2-yard TD.

Quarterback Chad Johnston was driving West Virginia for a go-ahead score in the third quarter when the ball glanced off Lovett Purnell and was caught by cornerback Ben Washington. His twisting, juking, 42-yard return led to Pritchett's score, and West Virginia couldn't recover.

Still, the Mountaineers trailed by three throughout the final period, twice giving the ball up on downs in the final six minutes.

The Gamecocks had chances to extend the lead, but failed.

They went on a 12-play drive that got to West Virginia's 4, but Taneyhill was sacked and a field goal try was blocked.

Pritchett went on a 28-yard run with 1:14 left and was headed for a score, but fumbled the ball and West Virginia took over on its 3. Johnston, though, was sacked for the sixth time and Carolina's lead was safe.

Up 10-7, Taneyhill ended a 14-play drive just before halftime with his second touchdown run of the season. The junior ducked between two defenders, faked a throw at the line of scrimmage and dived over the top for a 4-yard score.

Reed Morton set a Carquest Bowl record with a 47-yard field goal, giving the Gamecocks a 10-0 lead in the second quarter.

West Virginia tripped itself up several times in the first half. Brooks stopped Kantroy Barber for no gain on fourth-and-2 at the Gamecocks 23. After the Mountaineers recovered Monty Means' fumble on South Carolina's next drive, Vanterpool lost the ball at the end of a 25-yard completion on the next play.

Another West Virginia sequence - this time an eight-play series - ended at South Carolina's 29 when Brooks knocked away a fourth-down pass to Robert Walker in the end zone.

Robert Walker gained 132 yards, including 62 during West Virginia's only scoring drive of the first half. He bounced through the left side for a 24-yard touchdown run to make it 10-7.

South Carolina	7	10	7	0	24
West Virginia	0	7	14	0	21

### SCORING SUMMARY

1st	12:34	SC	Foster 2-yard pass from Taneyhill (Morton kick); (6-35-2:16)	7-0
2nd	12:34	SC	Morton 47-yard field goal (7-40-2:07)	10-0
	9:50	WV	Walker 24-yard run (Baumann kick) (5-67-2:44)	10-7
	2:36	SC	Taneyhill 4-yard run (Morton kick) (13-66-7:14)	17-7
3rd	11:09	WV	Purnell 6-yard pass from Johnston (Baumann kick) (4-45-2:08)	17-14
	2:40	SC	Pritchett 1-yard run (Morton kick) (7-49-3:15)	24-14
	0:34	WV	Purnell 7-yard pass from Johnston (Baumann kick) (7-70-1:56)	24-21

### TEAM STATISTICS

	SC	WV
First Downs	21	16
Rushing	11	7
Passing	8	9
Penalty	2	0
Net Yards Rushing	148	150
Rushing Attempts	41	32
Net Yards Passing	227	240
Cmp.-Att.-Int.	26-36-0	19-32-1
Total Offense Yards	375	390
Total Offense Plays	77	64
Fumbles: No.-Lost	6-2	3-2
Punts: No.-Yards	4-141	2-108
Punt Average	35.2	54.0
Penalties: No.-Yards	6-38	7-55
Punt Returns: No.-Yards	1-4	3-51
Kickoff Returns: No.-Yards	2-64	4-98
Possession Time	35:26	24:34
Third Down Conversions	9-17	3-10
Fourth Down Conversion	1-2	1-4
Sacks By: No.-Yards	6-23	4-50
PAT Kicks	3-3	3-3
Field Goals	1-2	0-0

### INDIVIDUAL STATISTICS

**RUSHING: SC:** Bennett 14-100; Pritchett 13-53; Bridges 2-13; Reddick 1-4; Troop 1-1; Taneyhill 9-(-11); Robinson 1-(-12). **WV:** Walker 16-132; Barber 6-14; Gary 3-5; Johnston 7-(-1).

**PASSING: SC:** Taneyhill 26-36-0-227. **WV:** Johnston 19-32-1-240.

**RECEIVING: SC:** Nicklow 7-51; Pritchett 5-56; Bennett 4-16; Harris 2-20; Owens 2-19; Reddick 2-10; Robinson 1-44; Means 1-8; Foster 1-2; Cates 1-1. **WV:** Abraham 7-107; Purnell 5-66; Vanterpool 4-62; Barber 2-5; Gary 1-0.

**PUNT RETURNS: SC:** Cates 1-4. **WV:** Logan 3-51.

**KICKOFF RETURNS: SC:** Bennett 2-64. **WV:** Vanterpool 3-72; Logan 1-26.

**INTERCEPTION RETURNS: SC:** Washington 1-42. **WV:** None.

**TACKLE LEADERS: SC:** Bell 6; Nealy 5; Washington 5; Smith 5; Sullivan 5. **WV:** Thomas 11; Washington 10; Emanuel 10.



# 1988 LIBERTY BOWL

## Indiana 34, Carolina 10



December 28, 1988  
 Liberty Bowl Stadium  
 Memphis, Tennessee  
 39,210



**M E M P H I S , T E N N .**—Dave Schnell passed for 378 yards and two touchdowns, including an 88-yard game-breaking toss to Rob Turner, leading Indiana to a 34-10 Liberty Bowl victory over South Carolina.

The victory capped an 8-3-1 season for Indiana. Carolina ended the year 8-4. The Gamecocks never have won a bowl game, dropping to 0-8 with the loss.

Collin Mackie had kicked a 43-yard field goal for South Carolina, making it 20-10. But Schnell then put the game away on the first play of the fourth quarter.

He spotted Turner behind the secondary and Turner pulled in the pass at the Gamecocks' 40. He never was touched on the longest scoring pass in Liberty Bowl history.

Indiana established its dominance on its first play from scrimmage as Anthony Thompson ignited an eight-play, 88-yard scoring drive with a 48-yard run to the Gamecocks' 40-yard line. Seven plays later, Thompson, who gained 63 yards on five carries during the drive and 140 yards in the game, scored from the 7.

Cornerback Erick Coleman set up the Hoosiers' next drive when he intercepted Todd Ellis at the Indiana 31 and brought the ball back to the Gamecocks' 40.

Schnell, who completed 16 of 31 passes and was named the game's most valuable player, took Indiana to the 10-yard line in four plays before connecting with Cal Miller for the Hoosiers' second touchdown.

Miller, who was slashing across the middle of the defense, took Schnell's pass at the 4 and sliced his way through two South Carolina defenders at the 1 for a 14-0 lead with 5:54 left in the half.

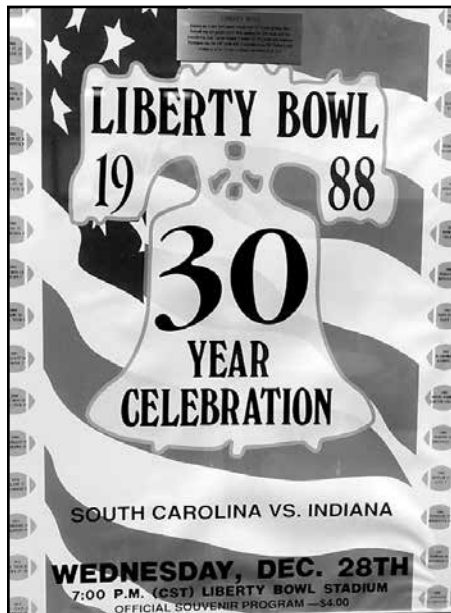
The Hoosiers turned another turnover into three points late in the half. Andre Hall halted a South Carolina drive at the Hoosiers' 16 with an interception with 2:23 left in the half.

Schnell and Tony Buford combined for a 46-yard pass play to the Gamecocks' 38 on first down. Thompson broke free along the left sideline on the next play, but stepped out of bounds at the 12.

The South Carolina defense then stiffened, and Peter Stoyanovich kicked a 28-yard field goal for a 17-0 lead at the half.

South Carolina's defense put the Gamecocks back in contention in the third quarter. Antonio Walker blocked a punt by Mackey Smith and Mike Tolbert picked it up and ran 34 yards for a score.

Indiana drove 55 yards to the South Carolina 1 later in the quarter, but a mishandled snap by Schnell and an incomplete pass forced another field goal by Stoyanovich, from 19 yards, and a 20-7 lead.



Indiana	7	10	3	14	34
South Carolina	0	0	10	0	10

### SCORING SUMMARY

1st	9:23	IU	Thompson 7-yard run (Stoyanovich kick)	0-7
2nd	5:54	IU	Miller 10-yard pass from Schnell (Stoyanovich kick)	0-14
	0:30	IU	Stoyanovich 28-yard field goal	0-17
3rd	12:19	SC	Tolbert 34-yard return of blocked punt (Mackie kick)	7-17
	8:31	IU	Stoyanovich 19-yard field goal	7-20
	3:36	SC	Mackie 43-yard field goal	10-20
4th	14:45	IU	Turner 88-yard pass from Schnell (Stoyanovich kick)	10-27
	8:31	IU	Thompson 8-yard run (Stoyanovich kick)	10-34

### TEAM STATISTICS

	IU	SC
First Downs	23	12
Rushing	9	3
Passing	14	9
Penalty	0	0
Net Yards Rushing	185	23
Rushing Attempts	46	27
Net Yards Passing	290	130
Cmp.-Att.-Int.	17-32-1	15-37-3
Total Offense Yards	575	153
Total Offense Plays	78	64
Fumbles: No.-Lost	1-0	1-1
Penalties: No.-Yards	6-40	2-15
Punts: No.-Yards	6-157	9-339
Punt Average	26.2	37.6
Punt Returns: No.-Yards	4-12	1-44
Kickoff Returns: No.-Yards	3-58	6-146
Interceptions: No.-Yards	3-35	1-0
Possession Time	33:04	26:56
Third Down Conversions	6-18	2-14
Sacks By: No.-Yards	6-46	0-0
PAT Kicks	4-4	1-1
Field Goals	2-4	1-1

### INDIVIDUAL STATISTICS

**RUSHING: IU:** Thompson 26-140; Way 5-32; Boyd 4-12; Matejko 2-7; Thornton 1-3; Miller 3-2; Schnell 5-(-11). **SC:** Green 11-41; Dingle 2-17; Haynes 3-5; Bing 1-2; Williams 1-2; Ellis 9-(-44).

**PASSING: IU:** Schnell 16-31-1-378; Thornton 1-1-0-12; **SC:** Ellis 15-37-3-130.

**RECEIVING: IU:** Turner 5-182; Buford 3-100; Jordan 2-33; Eddings 2-22; Miller 2-16; Thompson 2-14; Marte 1-23. **SC:** Haynes 3-15; Brooks 2-35; Parlor 2-22; Green 2-18; Platt 2-8; Rush 1-11; Watson 1-11; Bing 1-5; Miller 1-5.

**PUNT RETURNS: IU:** Buford 4-12. **SC:** Walker 1-10; Platt 1-0; Tolbert 0-34.

**KICKOFF RETURNS: IU:** Turner 2-39; Granderson 1-19. **SC:** Brooks 6-146.

**INTERCEPTION RETURNS: IU:** Coleman 1-29; Dewitz 1-6; Hall 1-0. **SC:** Robinson 1-0.

**TACKLE LEADERS: IU:** Huff 10; Sams 8; Ferry 7; Dumas 7; Schlereth 6. **SC:** Frazier 9; Taylor 9; Hinton 8; Windsor 7; Hendrix 7; McDonald 7.





# 1987 MAZDA GATOR BOWL

## LSU 30, Carolina 13



**December 31, 1987**  
**Gator Bowl Stadium**  
**Jacksonville, Florida**  
**82,119**



**JACKSONVILLE, FLA.**—South Carolina's blitzing defense backfired Thursday against seventh-ranked Louisiana State, which beat the Gamecocks 30-13 in the Gator Bowl.

LSU quarterback Tom Hodson eluded the South Carolina rush and threw three touchdown passes to wide receiver Wendell Davis, who was able to get open against the Gamecocks' one-on-one coverage. Hodson completed 20 of 32 passes for 224 yards.

Davis, LSU's all-time leading receiver, caught nine passes for 132 yards.

The touchdown receptions covered 39, 12 and 26 yards.

David Browndyke booted field goals of 27, 18 and 23 yards to complete the LSU scoring.

Hodson's first two scoring passes to Davis came in the first five minutes of the game as the Tigers, who finished 10-1-1, jumped to an early 14-0 lead.

Louisiana State opened a 27-6 lead before ninth-ranked Carolina, 8-4, scored its only touchdown on a 10-yard run by Harold Green at the start of the fourth quarter.

South Carolina quarterback Todd Ellis, who broke a finger on his left hand in the second quarter, threw four interceptions and was sacked seven times for losses totaling 62 yards. Ellis completed 28 of 47 passes for 304 yards.

The Tigers took a 7-0 lead when Davis caught a sideline pass and eluded three tacklers on the 39-yard scoring play. That scoring drive was set up when Clapp sacked Ellis for a 20-yard loss, forcing the Gamecocks to punt from their own 16.

On South Carolina's next offensive series, LSU's Greg Jackson picked off an Ellis pass and returned it 48 yards to set up Hodson's second scoring pass.

Davis slipped behind South Carolina's secondary to catch a perfectly thrown ball by Hodson into the corner of the end zone as the Tigers took a 14-0 lead with 9:59 left in the opening quarter.

South Carolina took advantage of LSU's first turnover, a fumble by Davis at his own 32, to set up a 44-yard field goal by Collin Mackie.


Browndyke sandwiched field goals of 27 and 18 yards around a 39-yard field goal by Mackie in the second period as LSU took a 20-6 halftime lead.

The Tigers took a 27-6 lead when Davis pulled in Hodson's 26-yard scoring pass to climax their opening drive of the second half.

LSU's defense not only forced five South Carolina turnovers, but limited the Gamecocks' to 25 yards net rushing. Jackson picked off two Ellis passes, returning the interceptions for total of 92 yards.

Although he wasn't sacked, Hodson fumbled twice. Both fumbles were recovered by South Carolina noseguard Roy Hart.

South Carolina has suffered four of its seven bowl losses in the Gator Bowl.



South Carolina	3	3	0	7	13
LSU	14	6	7	3	30

### SCORING SUMMARY

1st	13:31	LSU	Davis 39-yard pass from Hodson (Brown dyke kick)	0-7
	9:59	LSU	Davis 12-yard pass from Hodson (Brown dyke kick)	0-14
	3:04	SC	Mackie 49-yard field goal	3-14
2nd	14:03	LSU	Brown dyke 29-yard field goal	3-17
	7:59	SC	Mackie 39-yard field goal	6-17
	0:01	LSU	Brown dyke 18-yard field goal	6-20
3rd	12:34	LSU	Davis 25-yard pass from Hodson (Brown dyke kick)	6-27
4th	14:47	SC	Green 10-yard run (Mackie kick)	13-27
	8:17	LSU	Brown dyke 23-yard field goal	13-30

### TEAM STATISTICS

	SC	LSU
First Downs	21	17
Rushing	9	6
Passing	9	10
Penalty	3	1
Net Yards Rushing	25	122
Rushing Attempts	33	39
Net Yards Passing	304	224
Cmp.-Att.-Int.	28-47-4	20-32-0
Total Offense Yards	329	346
Total Offense Plays	80	71
Fumbles: No.-Lost	2-1	5-3
Penalties: No.-Yards	6-49	10-107
Interceptions: No.-Yards	0-0	4-132
Punts: No.-Yards	2-81	3-113
Punt Average	40.5	37.6
Punt Returns: No.-Yards	1-9	2-17
Kickoff Returns: No.-Yards	4-71	4-105
Possession Time	30:58	29:02
Third Down Conversions	6-19	6-18
Sacks By: No.-Yards	0-0	7-63
PAT Kicks	1-1	3-3
Field Goals	2-2	3-3

### INDIVIDUAL STATISTICS

**RUSHING: SC:** Green 15-72; Bing 4-7; Bethea 1-9; Ellis 11-(-61); Sharpe 2-(-2). **LSU:** Fuller 14-48; Martin 8-38; Harris 5-19; V. Jones 5-12; Valentine 2-3; Egloff 2-2; C. Jones 1-0.

**PASSING: SC:** Ellis 28-47-4-304. **LSU:** Hodson 20-32-0-224.

**RECEIVING: SC:** Green 7-45; Sharpe 6-53; Smith 4-79; Bethea 4-69. **LSU:** Davis 9-132; Martin 3-43; Moss 2-22; Kinchen 2-10; Magee 2-9; V. Jones 2-8.

**PUNT RETURNS: SC:** Sharpe 1-9. **LSU:** Young 1-11; Jackson 1-6.

**KICKOFF RETURNS: SC:** Sharpe 2-38; Jones 2-33. **LSU:** Martin 2-88; Bryant 2-17.

**INTERCEPTION RETURNS: SC:** None. **LSU:** Jackson 2-91; Hazard 1-21; Pierson 1-20.

**TACKLE LEADERS: SC:** Philpot 11; Edwards 10; Hart 10; Windsor 9; Robinson 8. **LSU:** Malbrough 10; Dunbar 8; Jackson 8; Hill 7.



# 1984 GATOR BOWL

## Oklahoma St. 21, Carolina 14



**December 28, 1984**  
**Gator Bowl Stadium**  
**Jacksonville, Florida**  
**82,138**



**JACKSONVILLE, FLA.**—Tight end Barry Hanna, who had not scored all season, turned Rusty Hilger's short pass into a dramatic 25-yard touchdown with 1:04 left to play, lifting ninth-ranked Oklahoma State (10-2) to a 21-14 Gator Bowl victory over No. 7 South Carolina.

The bitter setback prevented South Carolina from winning for the first time in six bowl trips, although the Gamecocks, also 10-2, are the first team in the school's history to win more than eight games in a season.

Hanna caught Hilger's pass at the Carolina 21, evaded a would-be tackler and was hit at the 8-yard-line, but dragged three defenders into the end zone.

The winning touchdown capped an 88-yard drive in 11 plays, with Hilger completing six of eight passes for 75 yards, including a 13-yarder to Hanna on fourth-and-six from the South Carolina 49.

Oklahoma State thoroughly dominated the first half and took a 13-0 lead on Thomas' 1-yard run in the first period and his 6-yard pass to Hilger in the second quarter. But the Cowboys had to come from behind after South Carolina scored twice in the third period despite less than two minutes of possession time.

The Gamecocks, whose offense was the nation's ninth best during the regular season, were held to just 71 yards in the first two periods by State's 8th-ranked defense and were shut out for the first time in any half this year.

And even though they had the football for just 1:42 in the third quarter, they managed to take a 14-13 lead on halfback Quinton Lewis' 24-yard pass to Chris Wade and a 57-yard bomb from quarterback Mike Hold to Ira Hillary. The first strike covered 71 yards in four plays and 56 seconds, while the latter was a two-play, 77-yard thrust that took only 40 seconds.


The Gamecocks' only other possession in the third period ended with a fumble on the first play, one of four South Carolina turnovers.

Oklahoma State's first-half touchdowns capped methodical, time-consuming drives of 69 and 74 yards.

Thomas and Hilger produced all the yards as Oklahoma State took a 7-0 lead on its first possession. Thomas carried eight times for 40 yards, including an 18-yard burst to the 3, while Hilger completed all four pass attempts for 29 yards.

Roach missed a 47-yard field goal attempt 1 1/2 minutes later, but the Cowboys made it 13-0 at 5:21 of the second period after linebacker Ricky Adams recovered a fumble by Hold at the OSU 26.

The 15-play drive included a 20-yard back-hand shovel pass from Hilger to Thomas. On third-and-goal from the six, Hilger pitched right to Thomas, and the tailback lobbed the ball back to the left to Hilger, who scored easily.



Oklahoma State	7	6	0	8	21
South Carolina	0	0	14	0	14

### SCORING SUMMARY

1st	8:16	OSU	Thomas 1-yard run (Roach kick) (12-69-5:19)	0-7
2nd	9:39	OSU	Hilger 6-yard pass from Thomas (kick failed) (15-74-5:16)	0-13
3rd	7:36	SC	Wade 24-yard pass from Q. Lewis (Hagler kick) (4-71-0:56)	7-13
	2:44	USC	Hillary 57-yard pass from Hold (Hagler kick) (2-77-0:40)	14-13
4th	1:04	OSU	Hanna 25-yard pass from Hilger (Harris pass from Hilger) (11-88-2:37)	14-21

### TEAM STATISTICS

	OSU	SC
First Downs	22	14
Rushing	10	8
Passing	11	6
Penalty	1	0
Net Yards Rushing	165	104
Rushing Attempts	43	42
Net Yards Passing	211	194
Cmp.-Att.-Int.	25-42-1	8-21-1
Total Offense Yards	376	298
Total Offense Plays	85	63
Fumbles: No.-Lost	2-0	6-3
Penalties: No.-Yards	3-21	5-38
Punts: No.-Yards	5-177	7-292
Punt Average	35.4	41.7
Punt Returns: No.-Yards	0-0	2-3
Kickoff Returns: No.-Yards	0-0	3-52
Interceptions: No.-Yards	1-34	1-0
Possession Time	34:28	25:32
Third Down Conversions	9-18	7-17
Sacks By: No.-Yards	0	3
PAT Kicks	1-2	2-2
Field Goals	0-2	0-0

### INDIVIDUAL STATISTICS

**RUSHING:** OSU: Thomas 32-155; Hilger 7-4, Crawford 2-2; Zachary 1-2; Timmons 1-2. **SC:** Lewis 6-36; Hold 18-33; Dewey 13-20; Smith 2-12; Brown 3-3.

**PASSING:** OSU: Hilger 24-41-1-205; Thomas 1-1-0-6. **SC:** Hold 7-20-1-170; Lewis 1-1-0-24.

**RECEIVING:** OSU: Hanna 8-92; Lewis 3-33; Wemer 3-24; Thomas 3-3; Harris 2-18; Zachary 2-16; Riley 2-9; Crawford 1-10; Hilger 1-6. **SC:** Hillary 2-75; Poole 1-45; Wade 1-24; Corley 1-14; Dendy 1-14; Bacon 1-12.

**PUNT RETURNS:** OSU: None. **SC:** Dunlap 2-3.

**KICKOFF RETURNS:** OSU: None. **SC:** Brown 2-45; White 1-7.

**INTERCEPTION RETURNS:** OSU: D. Williams 1-34. **SC:** Gilliard 1-0.

**TACKLE LEADERS:** OSU: Monger 14; O'Neal 12; Ham 12; Thompson 10; Harding 10. **SC:** Seawright 15; Vogel 12; Hill 11, McIntee 7.



# 1980 GATOR BOWL

## Pittsburgh 37, Carolina 9



December 29, 1980  
Gator Bowl Stadium  
Jacksonville, Florida  
72,287



**JACKSONVILLE, FLA.**—South Carolina's second trip to the prestigious Gator Bowl was not much better than the first trip — 34 years before. The Pitt Panthers, gunning for a national championship, poured it on the Gamecocks, 37-9.


The game matched two nationally-ranked teams. Pitt came in with the #4 national ranking and South Carolina was ranked 17th. In addition, two of the nation's best athletes, South Carolina's George Rogers and Pitt's Hugh Green, were showcased. Rogers, who rushed for

113 yards, had won the Heisman Trophy while Green, who recorded five tackles, was honored as the nation's finest lineman with the Outland Trophy.

An unusually cold evening with temperatures in the 40s and 15 mph winds greeted the teams and South Carolina didn't react to the adverse conditions from the word go. Rogers broke open for a nice seven-yard gain on the first play, but fumbled with the Panthers recovering on the South Carolina 29 yard line. Seven plays and four minutes later Pitt scored to take a 7-0 lead, a lead they would not relinquish.

South Carolina finally got on the scoreboard before the half on a 39-yard Eddie Leopard field goal. At the half Pittsburgh led 17-3 and led 34-3 by the end of the third quarter as turnovers and an inability to move the ball plagued the Gamecocks.

Pat Bowen picked off a pass and returned it 31 yards to the 14-yard line with 3:34 left to play in the game. Quarterback Gordon Beckham then connected with Tim Gillespie for South Carolina's lone touchdown.



<b>Pittsburgh</b>	<b>10</b>	<b>7</b>	<b>17</b>	<b>3</b>	<b>37</b>
<b>South Carolina</b>	<b>0</b>	<b>3</b>	<b>0</b>	<b>6</b>	<b>9</b>

### SCORING SUMMARY

1st	10:57	PITT	Trocan 1-yard run (Trout kick)	0-7
	1:11	PITT	Trout 35-yard field goal	0-10
2nd	7:05	SC	Leopard 39-yard field goal	3-10
	2:05	PITT	Collier 3-yard pass from Marino (Trout kick)	3-17
3rd	8:00	PITT	Trout 25-yard field goal	3-20
	4:34	PITT	McMillan 3-yard run (Trout kick)	3-27
	0:39	PITT	McMillan 42-yard pass from Trocan (Trout kick)	3-34
4th	5:32	PITT	Trout 29-yard field goal	3-37
	3:26	SC	Gillespie 14-yard pass from Beckham (kick failed)	9-37

### TEAM STATISTICS

	<b>PITT</b>	<b>SC</b>
First Downs	22	17
Net Yards Rushing	165	116
Rushing Attempts	40	40
Net Yards Passing	233	168
Cmp.-Att.-Int.	17-35-3	11-27-3
Total Offense Yards	398	284
Total Offense Plays	75	67
Fumbles: No.-Lost	1-1	3-2
Penalties: No.-Yards	11-73	3-12
Punts: No.-Yards	3-91	7-210
Punt Average	30.3	30.0
Possession Time	32:33	27:27
Third Down Conversions	7-14	5-15

### INDIVIDUAL STATISTICS

**RUSHING: PITT:** McMillan 13-59; Hawkins 9-50; Trocano 8-41; DiBartola 3-12; Thomas 2-5; Jones 1-3; Marino 1-2; Daniels 3-(-7). **SC:** Rogers 27-113; Wright 4-23; Harper 4-7; Reeves 3-(-2); Beckham 2-(-11).

**PASSING: PITT:** Trocano 10-21-2-155; Marino 7-13-0-78; Daniels 0-1-1-0. **SC:** Harper 7-16-1-116; Beckham 4-10-1-52; Reeves 0-1-1-0.

**RECEIVING: PITT:** Collier 5-57; Pryor 4-36; Collins 3-50; McMillan 2-46; Dombrowski 2-30; Hawkins 1-14. **SC:** Scott 7-109; Gillespie 2-32; Cornett 1-14; Gettel 1-13.

**TACKLE LEADERS: SC:** Baxley 16; Kater 14; Ellis 10; Allen 9.





# 1979 HALL OF FAME BOWL

## Missouri 24, Carolina 14



December 28, 1979  
Legion Field  
Birmingham, Ala.  
62,785



**BIRMINGHAM, ALA.** —The South Carolina Gamecocks fell short in a 24-14 loss to Missouri in the third annual Hall of Fame Bowl.

South Carolina took the opening kickoff and behind the running of George Rogers and the passing and catching of Garry Harper and Zion McKinney, scored a 20-yard touchdown pass.

Led by All-Big Eight quarterback Phil Bradley, the Tigers' responded with a 22-yard field goal.

Percey Reeves was hit and fumbled on the ensuing kickoff with the Tigers recovering on the 28. Bradley hit Newman with a scoring strike eight seconds later and USC was never to lead again.

Missouri took over again and moved the ball 30 yards to go up 17-6 before halftime. The Gamecocks cut the deficit to 17-14, but MU answered for the final points.

Bradley was named the game's MVP while Rogers was tabbed as the Offensive Player of the Game after rushing for 133 yards on 25 carries.

<b>Missouri</b>	<b>0</b>	<b>17</b>	<b>7</b>	<b>0</b>	<b>24</b>
<b>South Carolina</b>	<b>6</b>	<b>0</b>	<b>8</b>	<b>0</b>	<b>14</b>

### SCORING SUMMARY

1st	SC	McKinney 20-yard pass from Harper (run failed)	6-0
2nd	MU	Verrilli 22-yard field goal	6-3
	MU	Newman 28-yard pass from Bradley (Verrilli kick)	6-10
	MU	Bradley 1-yard run (Verilli kick)	6-17
3rd	SC	Harper 11-yard run (McKinney pass from Harper)	14-17
	MU	Ellis 12-yard run (Verrilli kick)	14-24

### TEAM STATISTICS

	MU	SC
First Downs	17	20
Rushing	12	13
Passing	4	7
Net Yards Rushing	209	142
Rushing Attempts	52	47
Net Yards Passing	72	121
Cmp.-Att.-Int.	7-11-0	13-20-1
Total Offense Yards	281	263
Fumbles: No.-Lost	2-1	1-1
Punts: No.-Yards	6-266	6-210
Punt Average	44.3	35.0
Penalties: No.-Yards	5-50	2-16

### INDIVIDUAL STATISTICS

**RUSHING:** MU: Wilder 24-95; Ellis 12-81; Bradley 11-25; Hill 4-18; Meyer 1-3. SC: Rogers 25-133; Clark 10-48; Dorsey 2-5; Reeves 1-4; Harper 9-(-48).

**PASSING:** MU: Bradley 7-11-0-72. SC: Harper 13-19-1-121; Reeves 0-1-0-0.

**RECEIVING:** MU: Blair 2-22; Gibler 2-21; Wilder 2-1; Newman 1-28. SC: McKinney 5-87; Rogers 3-18; Clark 2-7; Scott 1-6; Smith 1-3.

**PUNT RETURNS:** MU: Whitaker 1-1; Newman 1-(-3). SC: Smith 1-(-1).

**KICKOFF RETURNS:** MU: Richards 1-22; Fellows 1-19. SC: Smith 2-42; Powell 1-27; Reeves 1-10.

# 1975 TANGERINE BOWL

## Miami (Ohio) 20, Carolina 7



December 20, 1975  
Tangerine Bowl  
Orlando, Florida  
20,247



**ORLANDO, FLA.**—Despite a brilliant individual effort by Jeff Grantz, South Carolina lost to Miami (Ohio), 20-7. Grantz passed for 228 yards, hitting on 18-of-29 passes.

South Carolina took the opening kickoff and marched down the field on a well directed attack by Grantz only to miss a 26-yard field goal.

A short punt set Miami up for its initial score, coming on a five-yard run by Carpenter after a 42-yard, seven-play drive. Carpenter scored on another run just prior to the half to give Miami a 14-0 lead and they ran that to 17-0 early in the third quarter.

Grantz's passing enabled Carolina to finally get on the scoreboard late in the third quarter. He passed for 60 yards during the 13-play, 73-yard drive. The score came on a three-yard Tom Amrein dive.



<b>Miami (Ohio)</b>	<b>7</b>	<b>7</b>	<b>3</b>	<b>3</b>	<b>20</b>
<b>South Carolina</b>	<b>0</b>	<b>0</b>	<b>7</b>	<b>0</b>	<b>7</b>

### SCORING SUMMARY

1st	MU	Carpenter 5-yard run (Johnson kick)	0-7
2nd	MU	Carpenter 1-yard run (Johnson kick)	0-14
3rd	MU	Johnson 47-yard field goal	0-17
	SC	Amrein 3-yard run (Marino kick)	7-17
4th	MU	Johnson 33-yard field goal	7-20

### TEAM STATISTICS

	MU	SC
First Downs	19	17
Net Yards Rushing	238	56
Rushing Attempts	60	30
Net Yards Passing	137	228
Cmp.-Att.-Int.	10-13-1	18-29-1
Total Offense Yards	375	284
Fumbles: No.-Lost	0-0	1-0
Punts: No.-Yards	4-143	6-269
Punt Average	35.8	44.8
Punt Returns: No.-Yards	1-8	1-3
Kickoff Returns: No.-Yards	2-66	5-89
Penalties: No.-Yards	5-35	3-24

### INDIVIDUAL STATISTICS

**RUSHING:** MU: Carpenter 29-120; Smith 17-64; Walker 10-44; Zwyer 3-8; Green 1-2. SC: Williams 9-57; Long 11-19; Amrein 2-9; Grantz 7-(-12); Chastain 1-(-17).

**PASSING:** MU: Smith 10-13-1-137. SC: Grantz 18-29-1-228.

**RECEIVING:** MU: Walker 4-44; Joecken 3-68; Zwyer 1-14; Green 1-6; Rhodes 1-5. SC: Logan 9-109; Stephens, 4-51; Thomas 1-25; Amrein 1-10; Long 1-13; Nemeth 1-12; Williams 1-3.

**PUNT RETURNS:** MU: Feight 1-8. SC: Garrett 1-3.

**KICKOFF RETURNS:** MU: Walker 2-66. SC: Halminski 4-77; Chastain 1-12.



# 1969 PEACH BOWL

## West Virginia 14, Carolina 3



**December 30, 1969**  
**Grant Field**  
**Atlanta, Georgia**  
**48,452**



**ATLANTA, GA.**—South Carolina's first bowl game in 24 years was a defensive battle with West Virginia posting a 14-3 win in the Peach Bowl.


West Virginia scored on its first possession of the game. The Mountaineers marched 66 yards in 10 plays capped by Gresham's 10-yard run to go up 7-0.

Carolina threatened to score late in the first half. Tommy Suggs passed the team down the field and had a first-and-goal at the West Virginia 10 before a fumble thwarted the drive.

But a West Virginia fumble of a punt set up a score just before the half and place kicker Bill DuPre booted through a 37-yard kick to get on the board.

After a scoreless third quarter, Carolina mounted one serious drive that was stalled by a pass interception. West Virginia scored with 23 seconds left in the game, thanks to another pass interception.

Williams rushed for 208 yards on 35 tries to account to lead WVU.



<b>West Virginia</b>	<b>7</b>	<b>0</b>	<b>0</b>	<b>7</b>	<b>14</b>
<b>South Carolina</b>	<b>0</b>	<b>3</b>	<b>0</b>	<b>0</b>	<b>3</b>

### SCORING SUMMARY

1st	9:24	WV	Gresham 10-yard run (Braxton kick) (10-66-4:09)	0-7
2nd	3:49	SC	DuPre 37-yard field goal (10-21)	3-7
4th	0:23	WV	Braxton 1-yard run (Braxton kick) (11-61-3:47)	3-14

### TEAM STATISTICS

	<b>WV</b>	<b>SC</b>
First Downs	21	11
Rushing	19	3
Passing	0	8
Net Yards Rushing	356	64
Rushing Attempts	79	38
Net Yards Passing	3	126
Cmp.-Att.-Int.	1-2-0	11-23-2
Total Offense Yards	359	190
Fumbles: No.-Lost	6-3	1-1
Punts: No.-Yards	4-104	6-236
Punt Average	26.0	39.3
Penalties: No.-Yards	2-30	5-65

### INDIVIDUAL STATISTICS

**RUSHING: WV:** Williams 35-208; Gresham 16-98; Braxton 20-60; Sherwood 8-(-10). **SC:** Muir 18-52; Holloman 7-18; Yoakum 2-10; Suggs 11-(-16).

**PASSING: WV:** Sherwood 1-2-0-3. **SC:** Suggs 9-17-1-98; Yoakum 2-6-1-28.

**RECEIVING: WV:** Braxton 1-3. **SC:** Holloman 5-33; Hamrick 4-64; Muir 2-29.

**PUNT RETURNS: WV:** Pobilich 4-25; Jenkins 1-18. **SC:** None.

**KICKOFF RETURNS: WV:** Gresham 1-25; Ward 1-14. **SC:** Harris 3-67.

**INTERCEPTION RETURNS: WV:** Snively 2-0. **SC:** None.

# 1946 GATOR BOWL

## Wake Forest 26, Carolina 14

**January 1, 1946**  
**Gator Bowl Stadium**  
**Jacksonville, Florida**  
**7,362**

**JACKSONVILLE, FLA.**—Despite a record-breaking 90-yard pass interception return for a touchdown, the South Carolina Gamecocks fell to old nemesis Wake Forest, 26-14 in the inaugural Gator Bowl.

This was the first bowl outing for the Gamecocks and the first and last season for coach Johnnie McMillan. He was filling in for coach Rex Enright who was completing his military obligation. Enright had a lot to do with the Game-cocks receiving the bid as he was stationed in the Jacksonville area.

The game was a rematch of sorts since weeks before Carolina and Wake Forest had played to a 13-13 deadlock. But playing in 55 degree weather before a near capacity crowd did not serve well.

Wake Forest jumped off to an early 6-0 first-quarter lead on a three-yard run by Nick Sacrinty. But the Gamecocks used the one-yard burst by Bobby Giles and a Dutch Brembs extra point to grab a 7-6 half time lead.

Wake Forest regained the lead with a Dick Brinkley run and the kick was blocked to lead, 12-7. Brinkley scored another touchdown early in the fourth quarter and added a 25-yard Bob Smathers run to blow to a 26-7 lead.

The only joy left for South Carolina in its first bowl appearance was the record-setting return by Brembs.

<b>Wake Forest</b>	<b>6</b>	<b>0</b>	<b>6</b>	<b>14</b>	<b>26</b>
<b>South Carolina</b>	<b>0</b>	<b>7</b>	<b>0</b>	<b>7</b>	<b>14</b>

### SCORING SUMMARY

1st	WF	Sacrinty 3-yard run (kick failed)	0-6
2nd	SC	Giles 1-yard run (Brembs kick)	7-6
3rd	WF	Brinkley 3-yard run (kick blocked)	7-12
4th	WF	Brinkley 1-yard run (Sacrinty kick)	7-19
	WF	Smathers 25-yard run (Sacrinty kick)	7-26
	SC	Brembs 90-yard interception return (Brembs kick)	14-26

### TEAM STATISTICS

	<b>WF</b>	<b>SC</b>
First Downs	24	7
Net Yards Rushing	378	88
Net Yards Passing	18	69
Cmp.-Att.-Int.	1-6-2	4-11-1
Total Offense Yards	396	157
Punt Average	27.0	37.0
Penalties: No.-Yards	8-70	1-5

### INDIVIDUAL STATISTICS

**RUSHING: WF:** N. Sacrinty 27-188; Brinkley 97; B. Sacrinty 76; Smathers 41; Bullard 28; Gary 21; Grandy 6; Ognovich 2. **SC:** Brembs 44; Giles 11; Harrison 10; Carr 10; Hanson 6; Maginn 4; Sideman 3.

