



RECORDS



2018 SOUTH CAROLINA GAMECOCK FOOTBALL

Wins/Losses

WINS

Season: 11 (2011, 2012, 2013)

LOSSES

Season: 11 (1999)

TIES

Season: 2, 9 times (last: 1991)

CONSECUTIVE WINS

Season: 9 (1984)
All-Time: 10 (2011-12)

CONSECUTIVE LOSSES

Season: 11 (1999)
All-Time: 21 (10 in 1998, 11 in 1999)

SHUTOUTS

Season: 7 (1903)

TIMES SHUT OUT

Season: 4 (1911)

CONSECUTIVE SEC WINS

Season: 5 (2005)
All-Time: 6 (5 in 2005, 1 in 2006)

CONSECUTIVE SEC LOSSES

Season: 8 (1998 and 1999)
All-Time: 18 (2 in 1997, 8 in 1998, 8 in 1999)

CONSECUTIVE GAMES WITHOUT BEING SHUT OUT

All-Time: 153 (9/9/06-current)

CONSECUTIVE SHUTOUTS

Season: 4 (1910, 1947)

CONSECUTIVE GAMES SHUTOUT

Season: 4 (1911)

HOME WINNING STREAK

Season: 7 (1979, 1980, 1984, 1987, 2012, 2013)
All-Time: 18 (10/08/11-11/30/13)

ROAD WINNING STREAK

Season: 4 (1929)
All-Time: 6 (10/23/10-10/29/11)

SEC ROAD WINNING STREAK

Season: 3 (2001, 2004, 2006, 2011)
All-Time: 5 (10/29/05-10/21/06) & (10/23/10-10/29/11)

HIGHEST-RANKED OPPONENT DEFEATED

Alabama (No. 1 AP), 35-21 (10/9/10)

Scoring

POINTS

Game: 89, vs. Welsh Neck (10/6/1903)
Season: 443 (2013)

TOUCHDOWNS

Game: 11, vs. Kent State (10/7/95)
Season: 57 (2013)

PAT KICKING

Game: 11, vs. Kent (10/7/95)
Season: 54 (2013)

FIELD GOALS

Game: 5, vs. West Virginia (11/22/90)
5, at Georgia (9/12/09)
Season: 25 (1987)

FIELD GOALS ATTEMPTED

Game: 6, vs. Virginia Tech (10/8/88)
6, vs. Virginia (11/7/59)
6, vs. Vanderbilt (10/17/15)
Season: 32 (1987)

TWO-POINT CONVERSIONS

Game: 4, vs. Virginia (11/7/59)
Season: 13 (1959)

SAFETIES SCORED

Game: 1, several times, Last: vs. UCF (9/26/15)
Season: 2 (2004)

Offense

PLAYS

Game: 101, vs. Clemson (64 rush, 37 pass) (11/23/68)

TOTAL OFFENSE

Game: 679, vs. Louisiana Tech (270 rush/409 pass) (9/16/95)
Season: 5,880 (2,580 rush, 3,300 pass) (2013)

FIRST DOWNS

Game: 34, vs. Mississippi State (10/14/95)
34, vs. Vanderbilt (10/20/01)
Season: 305 (2014)

FUMBLES

Game: 9, vs. North Carolina (10/10/70)
Season: 48 (1984)

FUMBLES LOST

Game: 5, vs. Virginia (9/7/02)
Season: 25 (1984)

PENALTIES

Game: 18, vs. Richmond (9/11/82)
18, vs. Florida State (11/9/85)
Season: 98 (1982 & 1985)

YARDS PENALIZED

Game: 231, vs. Richmond (9/11/82)
Season: 986 (1982)

Rushing

ATTEMPTS

Game: 81, vs. Duke (9/22/79)
Season: 692 (1979)

NET YARDS GAINED

Game: 474, vs. Presbyterian (11/20/37)
Season: 3,397 (1980)

TOUCHDOWNS

Game: 8, vs. Wichita State (9/13/80)
Season: 35 (1980)

Passing

ATTEMPTS

Game: 61, vs. East Carolina (10/8/94)
Season: 468 (2014)

COMPLETIONS

Game: 40, vs. Mississippi State (10/14/95)
Season: 282 (1995)

COMPLETION PERCENTAGE

Game: .941 (16-17), vs. North Carolina (10/24/81)
Game (20+ att.): 913 (21-23) vs. Missouri (9/22/12)
Season: .671 (282-420) (1995)

YARDS GAINED

Game: 490 vs. Mississippi State (10/14/95)
Season: 3,661 (2014)

TOUCHDOWNS

Game: 6, vs. Kent State (10/7/95)
Season: 32 (1995)

INTERCEPTIONS

Game: 6, vs. Clemson (11/27/71)
Season: 27 (2008)

Defense

FEWEST OPPONENT TOTAL YARDS

Game: 8, Clemson (8 rush, 0 pass), (10/21/43)
36, NC State (-13 rush, 49 pass), (10/13/87)
Season: 2,000 (1956)

FEWEST OPPONENT YARDS RUSHING

Game: -39, Pacific (9/6/80)
Season: 1,158 (1987)

FEWEST OPPONENT YARDS PASSING

Game: 0, several times, Last: Georgia Tech (9/14/76)
Season: 476 (1956)

TURNOVERS FORCED

Season: 39 (23 INT/16 FR) (1987)

FUMBLES RECOVERED

Season: 25 (1977)

INTERCEPTIONS

Game: 7, vs. Florida State (11/10/84)
Season: 23 (1981, 1984, 1987)

INTERCEPTION RETURN YARDS

Game: 191, vs. Clemson (4 INT), (10/24/29)
Season: 344 (23 INT), (1984)

QUARTERBACK SACKS (Since 1990)

Season: 43 (2012)

QUARTERBACK SACK YARDAGE (Since 1990)

Season: 275 (2012)

SAFETIES SCORED BY OPPONENTS

Game: 2, by Clemson (10/24/35)
Season: 2 (1935, 2005, 2006)

FEWEST POINTS ALLOWED PER GAME

Season: 1.3 (1907)
6.7 (1955)

BLOCKED KICKS

Season: 8 (1994)



Single Game Scoring

MOST POINTS COMBINED

1.	104	at Mississippi State (65-39), Oct. 14, 1995
2.	98	vs East Carolina (42-56), Oct. 8, 1994
3.	93	vs Troy (69-24), Nov. 20, 2010
	93	vs East Carolina (56-37), Sept. 3, 2011
5.	91	vs NC State (35-56), Nov. 3, 1973
	91	vs Kent State (77-14), Oct. 7, 1995
7.	89	vs Welsh Neck (89-0), Oct. 6, 1903
	89	vs Louisiana Tech (68-21), Sept. 16, 1995
9.	87	at Georgia (45-42), Sept. 10, 2011
	87	vs Tennessee (42-45), Nov. 1, 2014

MOST POINTS SCORED

1.	89	vs Welsh Neck (89-0), Oct. 6, 1903
2.	80	vs Charleston M.C. (80-0), Nov. 28, 1902
3.	77	vs Kent State (77-14), Oct. 7, 1995
4.	73	vs Wichita State (73-0), Sept. 13, 1980
5.	70	vs Coastal Carolina (70-10), Nov. 23, 2013
6.	69	vs Troy (69-24), Nov. 20, 2010
7.	68	vs Charleston (68-0), Oct. 26, 1912
	68	vs Cumberland (68-0), Nov. 6, 1915
	68	vs Louisiana Tech (68-21), Sept. 16, 1995
10.	66	vs Porter (66-0), Nov. 16, 1912

MOST POINTS ALLOWED

1.	63	at Navy (0-63), Nov. 13, 1920
	63	vs Florida (7-63), Nov. 11, 1995
	63	vs Clemson (17-63), Nov. 22, 2003
4.	61	at Georgetown (0-61), Nov. 20, 1915
5.	60	at Duke (0-60), Sept. 22, 1945
6.	59	at Georgia Tech (0-59), Oct. 16, 1909
	59	vs Florida State (0-59), Nov. 5, 1988
8.	56	vs NC State (35-56), Nov. 3, 1973
	56	vs Florida State (26-56), Nov. 6, 1982
	56	at Florida State (14-56), Nov. 9, 1985
	56	vs East Carolina (42-56), Oct. 8, 1994
	56	at Tennessee (21-56), Oct. 28, 1995
	56	at Florida (6-56), Nov. 15, 2008
	56	vs Auburn (17-56), Dec. 4, 2010

LARGEST MARGIN VICTORY

1.	89	vs Welsh Neck (89-0), Oct. 6, 1903
2.	80	vs Charleston M.C. (80-0), Nov. 28, 1902
3.	73	vs Wichita State (73-0), Sept. 13, 1980
4.	68	vs Charleston (68-0), Oct. 26, 1912
	68	vs Cumberland (68-0), Nov. 6, 1915
6.	66	vs Porter (66-0), Nov. 16, 1912
7.	64	vs Presbyterian (64-0), Nov. 20, 1937
8.	63	vs Kent State (77-14), Oct. 7, 1995
9.	60	vs N.C.M.A. (60-0), Oct. 21, 1902
	60	vs Coastal Carolina (70-10), Nov. 23, 2013

LARGEST MARGIN DEFEAT

1.	63	at Navy (0-63), Nov. 13, 1920
2.	61	at Georgetown (0-61), Nov. 20, 1915
3.	60	at Duke (0-60), Sept. 22, 1945
4.	59	at Georgia Tech (0-59), Oct. 16, 1909
	59	vs Florida State (0-59), Nov. 5, 1988
6.	56	vs Florida (7-63), Nov. 11, 1995
7.	55	at Alabama (0-55), Oct. 13, 1945
8.	54	at Virginia (0-54), Oct. 4, 1914
	54	at Tennessee (0-54), Dec. 7, 1929
9.	53	at Davidson (0-53), Nov. 12, 1910
10.	52	at Tennessee (3-55), Oct. 30, 1993

Attendance Records

LARGEST HOME CROWDS

No.	Attend.	Opponent	Score	Date
1.	85,199	Georgia	35-7	Oct. 6, 2012
2.	85,000	Clemson	20-15	Nov. 17, 2001
3.	84,900	Florida	17-54	Nov. 10, 2001
4.	84,300	Georgia	16-20	Sept. 11, 2004
5.	84,232	Georgia	38-35	Sept. 13, 2014
6.	84,227	Georgia	7-13	Sept. 14, 2002
7.	84,200	Tennessee	14-17	Oct. 28, 2000
8.	84,174	Clemson	31-17	Nov. 30, 2013
9.	84,100	Alabama	37-36	Sept. 29, 2001
10.	83,987	Clemson	17-63	Nov. 22, 2003
11.	83,918	Tennessee	10-18	Nov. 2, 2002
12.	83,853	Florida	19-14	Nov. 16, 2013
13.	83,717	New Mexico St.	34-24	Aug. 31, 2002
14.	83,704	Georgia	7-14	Sept. 13, 2008
15.	83,700	Clemson	21-47	Nov. 21, 1997
16.	83,605	Georgia	21-10	Sept. 9, 2000
17.	83,523	Clemson	21-31	Nov. 20, 1999
18.	83,493	Missouri	20-21	Sept. 27, 2014
19.	83,422	Clemson	34-13	Nov. 26, 2011
20.	83,421	Florida	30-22	Nov. 12, 2005
21.	83,411	Georgia	3-17	Sept. 5, 1998
22.	83,368	Clemson	9-13	Nov. 19, 2005
23.	83,104	Vanderbilt	46-14	Oct. 20, 2001
24.	83,065	Georgia	21-10	Sept. 9, 2000
25.	83,019	Boise State	32-13	Sept. 1, 2001
26.	82,993	Alabama	35-21	Oct. 9, 2010
27.	82,968	Alabama	14-37	Sept. 17, 2005
28.	82,950	Georgia	23-14	Sept. 14, 1996
29.	82,908	Clemson	10-34	Nov. 25, 2017
30.	82,847	Texas A&M	28-52	Aug. 28, 2014

LARGEST ROAD CROWDS

No.	Attend.	Opponent	Score	Date
1.	107,881	Tennessee	20-23 OT	Sept. 27, 2003
2.	107,716	Tennessee	16-15	Oct. 29, 2005
3.	107,530	Tennessee	10-17	Oct. 27, 2001
4.	106,301	Tennessee	7-22	Nov. 1, 1997
5.	105,962	Tennessee	24-27 OT	Oct. 27, 2007
6.	105,941	Tennessee	7-30	Oct. 30, 1999
7.	104,213	Michigan	17-14	Sept. 27, 1980
8.	102,154	Texas A&M	28-35	Oct. 31, 2015
9.	101,253	Tennessee	24-27	Nov. 7, 2015
10.	98,104	Tennessee	15-9	Oct. 14, 2017
11.	96,655	Tennessee	14-3	Oct. 29, 2011
12.	96,430	Texas A&M	17-24	Sept. 30, 2017
13.	96,263	Tennessee	13-31	Oct. 31, 2009
14.	95,736	Tennessee	21-23	Oct. 19, 2013
15.	95,426	Tennessee	21-56	Oct. 28, 1995
16.	94,791	Tennessee	3-55	Oct. 30, 1993
17.	92,746	Georgia	16-12	Sept. 8, 2007
	92,746	Georgia	37-41	Sept. 12, 2009
	92,746	Georgia	45-42	Sept. 10, 2011
	92,746	Georgia	30-41	Sept. 7, 2013
	92,746	Georgia	20-52	Sept. 19, 2015
	92,746	Georgia	10-24	Nov. 4, 2017
23.	92,734	LSU	21-23	Oct. 13, 2012
24.	92,530	LSU	16-28	Sept. 22, 2007
25.	92,476	Georgia	15-17	Sept. 10, 2005
26.	92,058	Georgia	7-31	Sept. 13, 2003
27.	92,012	Alabama	6-20	Oct. 17, 2009
28.	91,340	LSU	14-38	Oct. 19, 2002
29.	90,885	Florida	36-14	Nov. 13, 2010
30.	90,883	Florida	11-44	Oct. 20, 2012

Milestones

First Game: Dec. 24, 1892 vs. Furman (0-44) at Charleston, S.C.

First Victory: Nov. 2, 1895 vs. Columbia AA (20-0) in Columbia

First Perfect Season: 1907, record was 3-0

First Bowl Game: Jan. 1, 1946 (Gator Bowl) vs. Wake Forest (14-26) at Jacksonville, Fla.

First Bowl Victory: Jan. 2, 1995 (Carquest Bowl) vs. West Virginia (24-21) at Ft. Lauderdale, Fla.

First Televised Game: Nov. 5, 1949 vs. Marquette (6-3) at Milwaukee (Milwaukee local TV)

100th Game: Nov. 11, 1911 at North Carolina

200th Game: Nov. 10, 1923 at Furman (3-23)

300th Game: Oct. 28, 1933 at Virginia Tech (12-0)

400th Game: Oct. 29, 1943 vs. Charleston, C.G. (20-0) at Orangeburg, S.C.

500th Game: Nov. 13, 1954 vs. Virginia (27-0)

600th Game: Nov. 17, 1964 vs. The Citadel (17-14)

700th Game: Sept. 28, 1974 at Georgia (14-52)

800th Game: Nov. 13, 1982 vs. Navy (17-14)

900th Game: Nov. 2, 1991 vs. NC State (21-38)

1000th Game: Oct. 21, 2000 at Vanderbilt (30-14)

1100th Game: Nov. 29, 2008 at Clemson (14-31)

1200th Game: Oct. 29, 2016 vs. Tennessee (24-21)

100th Victory: Oct. 29, 1924 vs. The Citadel (14-3) at Orangeburg, S.C.

200th Victory: Oct. 11, 1946 at Furman (14-7)

300th Victory: Nov. 23, 1968 at Clemson (7-3)

400th Victory: Oct. 26, 1985 at East Carolina (52-10)

500th Victory: Nov. 6, 2004 vs. Arkansas (35-32)

600th Victory: Nov. 18, 2017 vs. Wofford (31-10)

Records by Decade

1892-1899: 6-15-0	1950-1959: 54-41-2
1900-1909: 37-26-3	1960-1969: 37-59-5
1910-1919: 32-41-7	1970-1979: 56-55-2
1920-1929: 55-37-4	1980-1989: 63-49-3
1930-1939: 49-49-7	1990-1999: 41-67-3
1940-1949: 36-43-8	2000-2009: 68-54-0
	2010-2017: 67-37-0
TOTAL: 1892-present:	601-573-44

Season Openers

Through 124 years of intercollegiate football, the Gamecocks have compiled an 83-37-4 record in season openers, a winning percentage of .685.

In the 93 seasons in which the Gamecocks have opened at home, the record is a very impressive 70-19-4. That translates into a .774 winning mark.

In 28 seasons in which the Gamecocks have opened on the road, they are 10-18 for a .357 winning pct.

South Carolina opened the 2011, 2015 and 2017 seasons at a neutral site, winning all three games.



Game

PASSING YARDS

1. Steve Taneyhill vs. Mississippi St. (10/14/95) ...473
2. Steve Taneyhill vs. East Carolina (10/8/94)451
3. Todd Ellis vs. East Carolina (10/24/87).....425
4. Steve Taneyhill vs. Georgia (9/2/95).....405
5. Dylan Thompson at Auburn (10/25/14)402
6. Todd Ellis vs. Virginia Tech (10/11/86).....394
7. Jake Bentley vs. South Florida (12/29/16)390
8. Steve Taneyhill vs. Louisiana Tech (9/16/95)389
9. Blake Mitchell vs. Middle Tenn. (11/18/06).....388
10. Stephen Garcia at Kentucky (10/16/10)382

PASS ATTEMPTS

1. Steve Taneyhill vs. East Carolina (10/8/94)58
2. Todd Ellis vs. Virginia Tech (10/8/88).....53
3. Stephen Garcia at Georgia (9/12/09).....53
4. Todd Ellis vs. Georgia (9/26/87)51
5. Steve Taneyhill vs. Georgia (9/2/95).....51
6. Blake Mitchell vs. Arkansas (11/13/07)51
7. Stephen Garcia at Tennessee (10/31/09).....50
8. Dylan Thompson at Auburn (10/25/14)50
9. Bill Troup vs. Virginia (9/9/72)47
10. Todd Ellis vs. LSU (12/31/87)47
11. Bobby Fuller vs. East Carolina (9/28/91)47
12. Chris Smelley vs. Clemson (11/29/08)47

PASS COMPLETIONS

1. Steve Taneyhill vs. East Carolina (10/8/94)39
2. Steve Taneyhill vs. Mississippi St. (10/14/95)38
3. Steve Taneyhill vs. Georgia (9/2/95).....34
4. Jake Bentley vs. South Florida (12/29/16)32
5. Steve Taneyhill vs. Vanderbilt (10/21/95)31
6. Blake Mitchell vs. Tennessee (10/27/07).....31
7. Stephen Garcia at Georgia (9/12/09).....31
8. Stephen Garcia at Vanderbilt (10/23/10).....31
9. Todd Ellis vs. Appalachian State (9/5/87)30
10. Bobby Fuller vs. East Carolina (9/28/91)30
11. Dondrial Pinkins vs. Tennessee (10/30/04).....30

COMPLETION PERCENTAGE

1. Connor Shaw vs. Missouri (9/22/12) (20-of-21) .952

CONSECUTIVE PASSES COMPLETED

1. Connor Shaw vs. Missouri (9/22/12)20

PASSING TOUCHDOWNS

1. Tommy Suggs vs. Virginia (11/2/68).....5
2. Jeff Grantz vs. Clemson (11/22/75).....5
3. Steve Taneyhill vs. Louisiana Tech (9/16/95)5
4. Steve Taneyhill vs. Vanderbilt (10/21/95)5
5. Syvelle Newton vs. Florida Atlantic (9/23/06).....5
6. Dylan Thompson at Auburn (10/25/14)5

PASSES INTERCEPTED

1. Glenn Morris vs. Clemson (11/2/71)6

Season

PASSING YARDS

1. Dylan Thompson (2014).....3,564
2. Todd Ellis (1987)3,206
3. Steve Taneyhill (1995).....3,094
4. Stephen Garcia (2010)3,059
5. Todd Ellis (1986)3,020
6. Stephen Garcia (2009)2,862
7. Jake Bentley (2017)2,794
8. Bobby Fuller (1991)2,524
9. Steve Taneyhill (1994)2,486
10. Connor Shaw (2013).....2,447

PASS ATTEMPTS

1. Dylan Thompson (2014).....451
2. Todd Ellis (1987)432
3. Stephen Garcia (2009)432
4. Jake Bentley (2017)394
5. Todd Ellis (1988)391
6. Steve Taneyhill (1995)389
7. Steve Taneyhill (1994)367
8. Stephen Garcia (2010)349
9. Todd Ellis (1986)340
10. Bobby Fuller (1991)340

PASS COMPLETIONS

1. Dylan Thompson (2014).....270
2. Steve Taneyhill (1995)261
3. Steve Taneyhill (1994)257
4. Jake Bentley (2017)245
5. Todd Ellis (1987)241
6. Stephen Garcia (2009)239
7. Stephen Garcia (2010)224
8. Todd Ellis (1986)205
9. Bobby Fuller (1991)202
10. Todd Ellis (1988)198

COMPLETION PERCENTAGE

- (Min. 100 attempts)
1. Connor Shaw (2012).....67.5 (154 of 228)
 2. Steve Taneyhill (1995)67.1 (261 of 389)
 3. Blake Mitchell (2006)66.8 (135 of 202)
 4. Jake Bentley (2016)65.8 (125 of 190)
 5. Connor Shaw (2011).....65.4 (123 of 188)
 6. Stephen Garcia (2010)64.2 (224 of 349)
 7. Connor Shaw (2013)63.4 (180 of 284)
 8. Dondrial Pinkins (2004)63.0 (68 of 108)
 9. Steve Taneyhill (1994)62.9 (231 of 367)
 10. Jake Bentley (2017)62.2 (245 of 394)

PASSING TOUCHDOWNS

1. Steve Taneyhill (1995)29
2. Dylan Thompson (2014).....26
3. Connor Shaw (2013).....24
4. Todd Ellis (1986)20
5. Steve Taneyhill (1994)20
6. Stephen Garcia (2010)20
7. Anthony Wright (1997)18
8. Jake Bentley (2017)18
9. Blake Mitchell (2005)17
10. Stephen Garcia (2009)17
11. Connor Shaw (2012).....17

PASSES INTERCEPTED

1. Todd Ellis (1987)24

CONSECUTIVE PASSES WITHOUT AN INT.

1. Connor Shaw (2012-13)177
2. Steve Taneyhill (1995)163



TODD ELLIS

Career

PASS ATTEMPTS

1. Todd Ellis (1986-89)1,350
2. Steve Taneyhill (1992-95).....1,245
3. Stephen Garcia (2008-11)1,021
4. Phil Petty (1998-2001).....861
5. Anthony Wright (1995-98)796
6. Blake Mitchell (2004-07)794
7. Connor Shaw (2010-13)733
8. Tommy Suggs (1968-70).....672
9. Dylan Thompson (2011-14)669
10. Bobby Fuller (1990-91).....634

PASS COMPLETIONS

1. Steve Taneyhill (1992-95).....753
2. Todd Ellis (1986-89)747
3. Stephen Garcia (2008-11)589
4. Blake Mitchell (2004-07)482
5. Connor Shaw (2010-13)480
6. Phil Petty (1998-01).....454
7. Anthony Wright (1995-98)432
8. Dylan Thompson (2011-14)390
9. Bobby Fuller (1990-91).....373
10. Jake Bentley (2016-17).....370

COMPLETION PERCENTAGE

- (Min. 150 attempts)
1. Connor Shaw (2010-13)65.5 (480 of 733)
 2. Jake Bentley (2016-17).....63.4 (370 of 584)
 3. Blake Mitchell (2004-07)60.7 (482 of 794)
 4. Steve Taneyhill (1992-95).....60.5 (753 of 1245)
 5. Bobby Fuller (1990-91).....58.8 (373 of 634)
 6. Dylan Thompson (2011-14)58.3 (390 of 669)
 7. Stephen Garcia (2008-11)57.7 (589 of 1021)
 8. Perry Orth (2013-16).....56.8 (201 of 354)
 9. Chris Smelley (2006-08)56.4 (270 of 479)
 10. Todd Ellis (1986-89)55.3 (747 of 1350)

PASSING TOUCHDOWNS

1. Steve Taneyhill (1992-95).....62
2. Connor Shaw (2010-12)56
3. Todd Ellis (1986-89)49
4. Stephen Garcia (2008-10)47
5. Dylan Thompson (2011-14)40
6. Anthony Wright (1995-98)38
7. Blake Mitchell (2004-07)38
8. Tommy Suggs (1968-70).....34
9. Bobby Fuller (1990-91).....28
10. Phil Petty (1998-01).....28

PASSES INTERCEPTED

1. Todd Ellis (1986-89)73

STARTING QUARTERBACK WINS

1. Connor Shaw (2010-13)27
2. Todd Ellis (1986-89).....24
3. Garry Harper (1978-80).....20
4. Steve Taneyhill (1992-95).....20
5. Stephen Garcia (2008-10)20

3,000-Yard Career Passers

No.	PLAYER	YEARS	COM-ATT-INT	PCT.	YARDS	TD
1.	Todd Ellis	1986-89	747-1350-73	55.3	9,953	49
2.	Steve Taneyhill	1992-95	753-1245-37	60.5	8,782	62
3.	Stephen Garcia	2008-11	589-1021-41	57.7	7,597	47
4.	Connor Shaw	2010-13	480-733-16	65.5	6,074	56
5.	Blake Mitchell	2004-07	482-794-30	60.7	5,992	38
6.	Anthony Wright	1995-98	432-796-22	54.3	5,681	38
7.	Phil Petty	1998-01	454-861-29	52.7	5,652	28
8.	Dylan Thompson	2011-14	390-669-16	58.3	5,391	40
9.	Tommy Suggs	1968-70	355-672-41	52.8	4,916	34
10.	Bobby Fuller	1990-91	373-634-17	58.8	4,896	28
11.	Jake Bentley	2016-17	370-584-16	63.4	4,214	27
12.	Dondrial Pinkins	2000-04	265-504-18	52.6	3,459	18
13.	Jeff Grantz	1972-75	231-455-25	50.8	3,440	26
14.	Chris Smelley	2006-08	270-479-22	56.4	3,210	23



300+-YARD PASSING GAMES


473	Steve Taneyhill	Mississippi State	10/14/95
451	Steve Taneyhill	East Carolina	10/08/94
425	Todd Ellis	East Carolina	10/24/87
405	Steve Taneyhill	Georgia	09/02/95
402	Dylan Thompson	Auburn	10/25/14
394	Todd Ellis	Virginia Tech	10/11/86
390	Jake Bentley	South Florida	12/29/16
389	Steve Taneyhill	Louisiana Tech	09/16/95
388	Blake Mitchell	Middle Tennessee	11/18/06
382	Stephen Garcia	Kentucky	10/16/10
367	Perry Orth	The Citadel	11/21/15
366	Dylan Thompson	Texas A&M	08/28/14
364	Blake Mitchell	Arkansas	11/03/07
356	Bobby Fuller	NC State	10/27/90
356	Connor Shaw	Tennessee	10/27/12
355	Stephen Garcia	Vanderbilt	10/23/10
354	Steve Taneyhill	Vanderbilt	10/21/95
351	Anthony Wright	Mississippi State	09/28/96
347	Dylan Thompson	Tennessee	11/01/14
343	Bobby Fuller	East Carolina	09/28/91
342	Todd Ellis	Georgia	09/27/86
334	Todd Ellis	Virginia Tech	10/10/87
330	Blake Mitchell	UCF	09/01/05
330	Dylan Thompson	East Carolina	09/08/12
329	Todd Ellis	Appalachian State	09/05/87
327	Chris Smelley	Mississippi	10/04/08
327	Stephen Garcia	Arkansas	11/07/09
324	Tommy Suggs	Florida State	10/26/68
324	Syvelle Newton	South Florida	09/18/04
323	Blake Mitchell	Houston	12/29/06
321	Todd Ellis	Georgia	09/24/88
318	Bill Troup	Virginia	09/09/72
318	Todd Ellis	East Carolina	10/25/86
316	Tommy Suggs	Clemson	11/21/70
316	Blake Mitchell	Florida	11/10/07
313	Stephen Garcia	Georgia	09/12/09
312	Tommy Suggs	Virginia	11/02/68
312	Stephen Garcia	Vanderbilt	10/24/09
312	Connor Shaw	Wisconsin	01/01/14
311	Steve Taneyhill	Louisiana Tech	09/18/93
311	Connor Shaw	Kentucky	10/08/11
310	Dylan Thompson	Clemson	11/24/12
307	Steve Taneyhill	Clemson	11/18/95
307	Anthony Wright	Mississippi	10/03/98
306	Todd Ellis	Georgia	09/26/87
306	Dondrial Pinkins	Tennessee	10/30/04
305	Phil Petty	Mississippi State	09/23/00
304	Todd Ellis	Louisiana State	12/31/87
304	Steve Taneyhill	Kentucky	09/23/95
304	Jake Bentley	Kentucky	09/16/17
300	Stephen Garcia	Vanderbilt	10/31/09

LONGEST PASS COMPLETIONS (*-TD)

99*	D. Pinkins/Troy Williamson	Virginia	09/07/03
98*	D. Pinkins/Matthew Thomas	Mississippi	11/01/03
97*	Todd Ellis/Robert Brooks	East Carolina	09/17/88
94*	D. Thompson/Damiere Byrd	UAB	09/15/12
93*	Steve Taneyhill/Monty Means	Louisiana Tech	09/16/95
92*	S. Taneyhill/Stanley Pritchett	Kentucky	09/23/95
85*	Dylan Thompson/Pharoh Cooper	Tennessee	11/01/14
83*	G. Beckham/Kent Hagood	Pacific	11/07/81
82*	Ed Clary/Ben Joe Williams	Catholic	11/28/38
81*	Jeff Grantz/Philip Logan	Appalachian St.	11/08/75
81*	Mike Hold/Eric Poole	Navy	11/17/84
80*	Tommy Suggs/Jim Mitchell	Georgia	10/31/70
80*	Stephen Garciz/Alshon Jeffery	Arkansas	11/07/09
80*	Garry Harper/Horace Smith	Mississippi	10/21/78
80*	Mike Hold/Raynard Brown	Pittsburgh	10/05/85
80*	Todd Ellis/Sterling Sharpe	Nebraska	10/03/87
79*	Bobby Fuller/Eddie Miller	Florida State	11/09/91
78*	Mikal Goodman/Kerry Hood	Kentucky	10/09/99
78*	Phil Petty/Ryan Brewer	Tennessee	10/28/00
78	Connor Shaw/Alshon Jeffery	Nebraska	01/02/12
78*	Dylan Thompson/Pharoh Cooper	Miami (Fla.)	12/27/14
78*	Perry Orth/Pharoh Cooper	Vanderbilt	10/17/15
77*	Jeff Grantz/Bob Halminski	Virginia	10/15/75
77	Todd Ellis/Ryan Bethea	Clemson	11/21/87
77*	Anthony Wright/Corey Bridges	Mississippi St.	09/28/96
77*	D. Pinkins/Matthew Thomas	LSU	10/18/03
76	Zion McKinney/Philip Logan	Miami (Ohio)	09/17/77
76*	Connor Shaw/Damiere Byrd	Tennessee	10/27/13
75	Bobby Fuller/Eddie Miller	The Citadel	10/20/90
75	A. Wright/Marcus Robinson	Mississippi St.	09/28/96
73*	Carlisle Bell/Bru Boineau	Furman	11/17/28
73*	Mackie Prickett/Buddy Frick	Virginia	11/13/54
73*	S. Newton/Troy Williamson	USF	09/18/04
73	Dylan Thompson/Pharoh Cooper	South Alabama	11/22/14
72*	Ron Bass/George Rogers	Mississippi	10/15/77
72*	Todd Ellis/Sterling Sharpe	Clemson	11/22/86
72*	Stephen Garcia/Alshon Jeffery	Vanderbilt	10/23/10
71*	Emmen Wingfield/Ed Zobel	Virginia	10/08/27
71*	Mike Hold/Ira Hillary	East Carolina	10/27/84
70*	Jeff Grant/Philip Logan	Wake Forest	11/15/75
70*	Mike Hold/Sterling Sharpe	East Carolina	10/26/85
70*	D. Pinkins/Troy Williamson	Clemson	11/23/02
70*	Stephen Garcia/Alshon Jeffery	Tennessee	10/30/10
70	Dylan Thompson/Nick Jones	Michigan	01/01/13
69*	Dan Reeves/Bobby Bryant	Wake Forest	11/14/64
69	Blake Williamson/Toby Cates	Tennessee	10/30/93
69	Stephen Garcia/Moe Brown	Mississippi	09/24/09
69	Stephen Garcia/Alshon Jeffery	Auburn	09/25/10
69*	Dylan Thompson-Nick Jones	Texas A&M	08/28/14
68*	Mackie Prickett/Carl Brazell	North Carolina	11/05/55
68*	Jake Bentley/Deebo Samuel	Kentucky	09/16/17
67	Bill Troup/Eddie Muldrow	Clemson	11/25/72
66*	Chris Smelley/Jared Cook	Arkansas	11/08/08
66	Phil Petty/Corey Alexander	Boise State	09/01/01
65*	Harold Mauney/Earl Clary	Wofford	09/23/33
65	Andy LeHeup/Jay Saldi	Florida State	11/17/73
65*	D. Pinkins/Troy Williamson	Georgia	09/11/04
65*	Connor Shaw/Shaq Roland	North Carolina	08/29/13
64*	Todd Ellis/Ryan Bethea	East Carolina	10/28/86
64	Blake Mitchell/Mike Davis	UCF	09/01/05
64	Blake Mitchell/Sidney Rice	Florida	11/12/05
63	Chris Smelley/Jared Cook	Mississippi	10/04/08
63	Mike Hold/Thomas Dendy	NC State	11/02/85
62	Tommy Suggs/Benny Galloway	Virginia	11/02/68
62	Jay Lynn Hodgins/E. Muldrow	Appalachian St.	11/09/74
62*	Garry Harper/Zion McKinney	Notre Dame	10/29/79
62*	Garry Harper/Horace Smith	Wake Forest	11/05/80
62	Mike Hold/Ira Hillary	Georgia	09/29/84
62	Anthony Wright/Boo Williams	Kentucky	10/10/98
62	Connor Shaw/D.L. Moore	Georgia	10/06/12
62*	Connor Shaw/Damiere Byrd	Kentucky	09/29/13
62*	Jake Bentley/Hayden Hurst	Arkansas	10/07/17
61*	Tommy Suggs/Jim Mitchell	Tennessee	11/07/70
61*	Mike Hold/Chris Corley	NC State	11/03/84
61	Steve Taneyhill/Zola Davis	LSU	09/30/95
61	D. Pinkins/Troy Williamson	Troy	09/25/04

Year-by-Year Passing Leaders

Year	Player	Comp-Att	Yards
1949	Bo Hagan	29-57	356
	John Boyle	29-84	383
1950	Ed Pasky	21-52	196
1951	Dick Balka	26-57	401
1952	Johnny Gramling	61-144	709
1953	Johnny Gramling	68-132	1,045
1954	Mackie Prickett	68-116	682
1955	Mackie Prickett	35-73	513
1956	Mackie Prickett	15-44	193
1957	Alex Hawkins	9-12	153
1958	Bobby Bunch	13-23	177
1959	Steve Satterfield	17-44	180
1960	Dave Sowell	17-38	190
1961	Jim Costen	61-146	764
1962	Dan Reeves	66-131	930
1963	Dan Reeves	62-146	657
1964	Dan Reeves	83-164	974
1965	Mike Fair	89-175	1,049
1966	Mike Fair	31-82	467
1967	Mike Fair	79-165	970
1968	Tommy Suggs	110-207	1,544
1969	Tommy Suggs	109-196	1,342
1970	Tommy Suggs	136-269	2,030
1971	Glenn Morris	104-229	1,313
1972	Dobby Grossman	61-117	874
	Bill Troup	56-129	758
1973	Jeff Grantz	62-121	864
1974	Jeff Grantz	39-95	642
1975	Jeff Grantz	120-216	1,815
1976	Ron Bass	110-199	1,320
1977	Ron Bass	82-176	1,140
1978	Garry Harper	62-135	776
1979	Garry Harper	73-143	929
1980	Garry Harper	90-177	1,266
1981	Gordon Beckham	92-180	1,221
1982	Gordon Beckham	63-146	725
1983	Allen Mitchell	80-172	1,142
1984	Mike Hold	64-137	1,385
1985	Mike Hold	107-208	1,596
1986	Todd Ellis	205-340	3,020
1987	Todd Ellis	241-432	3,206
1988	Todd Ellis	198-391	2,353
1989	Todd Ellis	103-187	1,374
1990	Bobby Fuller	171-294	2,372
1991	Bobby Fuller	202-340	2,524
1992	Steve Taneyhill	86-162	1,272
1993	Steve Taneyhill	149-291	1,930
1994	Steve Taneyhill	257-403	2,486
1995	Steve Taneyhill	261-389	3,094
1996	Anthony Wright	131-244	1,850
1997	Anthony Wright	139-252	1,685
1998	Anthony Wright	145-273	1,899
1999	Phil Petty	65-146	803
2000	Phil Petty	170-315	2,285
2001	Phil Petty	164-288	1,926
2002	Corey Jenkins	100-180	1,334
2003	Dondrial Pinkins	162-322	2,127
2004	Syvelle Newton	70-131	1,093
2005	Blake Mitchell	186-315	2,370
2006	Blake Mitchell	135-202	1,789
2007	Blake Mitchell	152-255	1,747
2008	Chris Smelley	169-302	1,922
2009	Stephen Garcia	239-432	2,862
2010	Stephen Garcia	224-349	3,059
2011	Connor Shaw	123-188	1,448
2012	Connor Shaw	154-228	1,956
2013	Connor Shaw	180-284	2,447
2014	Dylan Thompson	270-451	3,564
2015	Perry Orth	143-261	1,929
2016	Jake Bentley	125-190	1,420
2017	Jake Bentley	245-394	2,794



CONNOR SHAW



Game

RUSHING YARDS

- Brandon Bennett vs. East Tenn. St. (10/5/91) ..278
- Jeff Grantz vs. Ohio (10/20/73)260
- Steve Wadiak vs. Clemson (10/19/50).....256
- Marcus Lattimore vs. Navy (9/17/11).....246
- George Rogers vs. Wake Forest (11/18/78).....237
- Rico Dowdle vs. Western Carolina (11/19/16) ..226
- George Rogers vs. Duke (10/11/80).....224
- George Rogers vs. NC State (11/3/79)217
- Derek Watson vs. E. Michigan (9/16/00).....215
- Marcus Lattimore vs. Florida (11/13/10).....212

RUSHING ATTEMPTS

- Marcus Lattimore vs. Florida (11/13/10).....40
- Ron Bass vs. North Carolina (10/26/74)39
- George Rogers vs. Wake Forest (11/15/80).....38
- Marcus Lattimore vs. Georgia (9/11/10)37
- Marcus Lattimore vs. Navy (9/17/11).....37
- George Rogers vs. Michigan (9/27/80).....36
- George Rogers vs. Duke (10/11/80).....36
- George Rogers vs. Oklahoma State (10/6/79).....35
- George Rogers vs. Georgia (11/1/80)35
- Earl Clary vs. Clemson (10/19/33).....33
- Warren Muir vs. North Carolina (9/23/67)33
- Mike Dingle vs. Virginia Tech (9/22/90).....33
- Duce Staley vs. Auburn (10/5/96).....33

RUSHING TOUCHDOWNS

- Many, Last: Mike Davis vs. Kentucky (10/4/14) ..3

Season

RUSHING YARDS

- George Rogers (1980)1,894
- George Rogers (1979)1,681
- Marcus Lattimore (2010)1,197
- Mike Davis (2013)1,183
- Kevin Long (1975).....1,133
- Duce Staley (1996).....1,116
- Clarence Williams (1975).....1,073
- Derek Watson (2000).....1,066
- Harold Green (1987)1,022
- George Rogers (1978)1,006

RUSHING ATTEMPTS

- George Rogers (1980)324
- George Rogers (1979)311
- Marcus Lattimore (2010)249
- Harold Green (1987)229
- Duce Staley (1996).....218
- Johnnie Wright (1981).....212
- Mike Davis (2013)203
- Harold Green (1989)201
- Mike Davis (2014)199
- Brandon Bennett (1993)193

RUSHING TOUCHDOWNS

- Marcus Lattimore (2010)17
- Harold Green (1987)15
- George Rogers (1980)14
- Jeff Grantz (1975)12
- Andrew Pinnock (2001).....12
- Derek Watson (2000).....11
- Marcus Lattimore (2012)11
- Mike Davis (2013)11
- Marcus Lattimore (2011)10
- 6 Players Tied, last:
Mike Davis (2014)9

RUSHING AVERAGE (Min. 40 Att.)

- Steve Wadiak (1948) 8.2 (51 for 420)
- Mike Caskey (1954)6.7 (83 for 556)
- Carl Brazell (1955).....6.6 (46 for 305)
- Gene Wilson (1953).....6.5 (77 for 502)
- Troy Hambrick (1996)6.5 (43 for 281)
- Lorenzo Nuñez (2015)6.4 (59 for 375)
- Thomas Dendy (1984)6.2 (103 for 634)
- Steve Wadiak (1950)6.1 (163 for 998)
- Jay Lynn Hodgin (1974)6.1 (154 for 941)
- Thomas Dendy (1982)6.1 (140 for 848)

RUSHING YARDS BY A QUARTERBACK

- Corey Jenkins (2002)655

Career

RUSHING ATTEMPTS

- George Rogers (1977-80)954
- Harold Green (1986-89)702
- Brandon Bennett (1991-94)681
- Marcus Lattimore (2010-12)555
- Johnnie Wright (1977-81).....552
- Steve Wadiak (1948-51)543
- Warren Muir (1967-69)523
- Mike Davis (2005-08).....523
- Jay Lynn Hodgin (1972-74)515
- Thomas Dendy (1982-85).....494
- Cory Boyd (2003-07).....464

RUSHING TOUCHDOWNS

- Marcus Lattimore (2010-12)38
- George Rogers (1977-80).....31
- Harold Green (1986-89)31
- Brandon Bennett (1991-94).....27
- Andrew Pinnock (1999-02).....27
- Jeff Grantz (1973-75).....26
- Cory Boyd (2003-07).....23
- Jay Lynn Hodgin (1972-74)22
- Mike Davis (2012-14).....22
- Warren Muir (1967-69)19
- Mike Davis (2005-08).....19

RUSHING AVERAGE (1,000-Yard Minimum)


- Carl Brazell (1952-55).....5.7 (203 for 1,163)
- Mike Davis (2012-13).....5.7 (255 for 1,458)
- Thomas Dendy (1982-85).....5.6 (494 for 2,767)
- George Rogers (1977-80).....5.5 (954 for 5,204)
- Kent Hagood (1981-85).....5.5 (365 for 2,014)
- Mike Caskey (1952-55).....5.5 (232 for 1,276)
- Anthony Smith (1983-86).....5.5 (183 for 1,004)
- Mike Davis (2011-14).....5.4 (454 for 2,440)
- Duce Staley (1995-96)5.4 (345 for 1,852)
- Demetris Summers (2003-04) ..5.3 (212 for 1,125)
- Steve Wadiak (1948-51)5.3 (543 for 2,878)
- Kevin Long (1973-76).....5.3 (447 for 2,372)
- Clarence Williams (1974-76) ...5.3 (440 for 2,311)
- Troy Hambrick (1996-98).....5.3 (302 for 1,586)

1,000-Yard Career Rushers

No.	PLAYER	YEARS	ATT.	YARDS	AVG.
1.	George Rogers	1977-80	954	5,204	5.5
2.	Brandon Bennett	1991-94	681	3,055	4.5
3.	Harold Green	1986-89	702	3,005	4.3
4.	Steve Wadiak	1948-51	543	2,878	5.3
5.	Thomas Dendy	1982-85	494	2,767	5.6
6.	Marcus Lattimore	2010-12	555	2,677	4.8
7.	Johnnie Wright	1977-81	552	2,589	4.7
8.	Jay Lynn Hodgin	1972-74	515	2,478	4.8
9.	Mike Davis	2012-14	454	2,440	5.4
10.	Kevin Long	1973-76	447	2,372	5.3
11.	Clarence Williams	1974-76	440	2,311	5.3
12.	Cory Boyd	2003-07	464	2,267	4.9
13.	Warren Muir	1967-69	523	2,234	4.3
14.	Mike Davis	2005-08	523	2,231	4.3
15.	Derek Watson	1999-01	437	2,078	4.8
16.	Kent Hagood	1981-85	365	2,014	5.5
17.	Bishop Strickland	1947-50	381	1,965	5.2
18.	Duce Staley	1995-96	345	1,852	5.4
	Andrew Pinnock	1999-02	422	1,852	4.4
20.	Brandon Wilds	2011-15	379	1,844	4.9
21.	Rob DeBoer	1990-93	386	1,810	4.7
22.	Connor Shaw	2010-13	452	1,683	3.7
23.	Spencer Clark	1976-79	319	1,652	5.2
24.	Mike Dingle	1988-90	389	1,634	4.2
25.	Troy Hambrick	1996-98	302	1,586	5.3
26.	Jeff Grantz	1972-75	405	1,577	3.9
27.	Alex Hawkins	1956-58	339	1,490	4.4
28.	Kenny Miles	2009-12	315	1,341	4.3
29.	Mike Caskey	1952-55	232	1,276	5.5
30.	Daccus Turman	2002-05	281	1,255	4.5
31.	King Dixon	1956-58	288	1,250	4.3
32.	Steve Dorsey	1976-79	297	1,216	4.1
33.	Stanley Pritchett	1992-95	266	1,178	4.4
34.	Ron Bass	1973-77	446	1,167	2.6
35.	Carl Brazell	1952-55	203	1,163	5.7
36.	Ben Garnto	1965-67	277	1,151	4.2
37.	Gene Wilson	1951-53	268	1,145	4.3
38.	Demetris Summers	2003-04	212	1,125	5.3
39.	Tommy Simmons	1969-71	324	1,109	3.4
40.	Billy Gambrell	1960-62	225	1,066	4.7
41.	A.J. Turner	2016-17	214	1,028	4.8
42.	Todd Berry	1980-83	211	1,027	4.9
43.	Rico Dowdle	2016-17	199	1,015	5.1
44.	Rudy Holloman	1967-69	255	1,010	4.0



GEORGE ROGERS



BRANDON BENNETT



LONGEST RUNS (*-TD)

96*	Steve Wadiak	Geo. Washington	10/27/50
89	Ben Garnto	Wake Forest	10/15/65
89*	Brandon Bennett	East Tenn. State	10/05/91
88*	Bobby Wallace	Middle Tennessee	11/18/06
87*	Carl Brazell	Wofford	09/17/55
84*	Carl West	Pacific	09/06/80
80*	George Rogers	Florida State	10/10/79
80*	Trevin Smith	Eastern Michigan	9/16/00
78*	Billy Gambrell	Northwestern	09/12/62
77*	Heyward King	Wake Forest	11/30/57
77	Spencer Clark	Clemson	11/09/77
75*	Troy Hambrick	Clemson	11/23/96
75*	Mike Davis	North Carolina	08/29/13
75	Mike Davis	Georgia	09/07/13
75*	A.J. Turner	Texas A&M	10/01/16
74*	Ben Garnto	NC State	10/02/65
74*	Kent Hagood	East Carolina	10/27/84
73*	Steve Wadiak	Clemson	10/19/50
73*	Steve Satterfield	Virginia	11/07/59
73*	D. Reeves/B. Gambrell	NC State	11/10/62
	<i>[Reeves (9 yards) to Gambrell (64 yards)]</i>		
72*	Carl Brazell	Virginia	11/26/55
72*	George Rogers	Wake Forest	11/18/78
72*	George Rogers	Pacific	09/06/80
71*	Pharoh Cooper	Coastal Carolina	11/23/13
70*	Phil Cantore	Clemson	10/21/43
70*	Thomas Dendy	Navy	11/13/82
70*	Troy Hambrick	Kentucky	10/10/98
70	Pharoh Cooper	Vanderbilt	09/20/14
70*	Brandon Wilds	Tennessee	11/01/14
69*	Carroll McClain	North Carolina	11/05/55
69*	Billy Gambrell	Wake Forest	09/30/61
69	Clarence Williams	Virginia	10/09/76
68*	Derek Watson	Arkansas	10/14/00
68*	Melvin Ingram	Georgia	09/10/11
67	Carl Huggins	Wake Forest	11/06/63
66*	Bru Boineau	Clemson	10/23/30
66	Steve Wadiak	Clemson	10/19/50
66*	Bobby Drawdy	Geo. Washington	11/03/51
66*	Alex Hawkins	Furman	11/03/56
66	Perry Orth	Texas A&M	10/31/15
65*	Derek Watson	Eastern Michigan	09/16/00
65*	Billy Ray Rice	North Carolina	10/10/70
64	Johnnie Wright	Duke	10/11/80
64	Connor Shaw	Michigan	01/01/13
63	Jay Lynn Hodgkin	Wake Forest	11/16/74
62*	Bobby Giles	Clemson	10/04/46
61*	Thomas Dendy	Cincinnati	10/02/82
61	Thomas Dendy	NC State	10/30/82
61*	Anthony Smith	The Citadel	08/31/85
61*	Derek Watson	Clemson	11/18/00
61*	Bruce Ellington	Kentucky	10/08/11
60*	Rudy Holloman	Duke	09/20/69
60*	Johnnie Wright	Cincinnati	10/18/80
60*	Connor Shaw	The Citadel	11/19/11
58*	Buddy Bennett	Virginia	12/03/60
58*	Spencer Clark	Wake Forest	11/12/77
58*	Carl West	Cincinnati	10/18/80
58*	Duce Staley	Kentucky	10/12/96
58*	Derek Watson	Kentucky	10/18/00
58	Derek Watson	Kentucky	10/06/01
58	Marcus Lattimore	Troy	11/20/10
58	Shon Carson	Florida	11/16/13
57*	Randy Spinks	Wake Forest	11/04/72
57*	Thomas Dendy	Florida State	11/10/84
56	Steve Mixon	Kentucky	10/12/96
55	George Rogers	NC State	10/04/80
55*	Greg Welch	East Carolina	10/26/85
54	Troy Hambrick	Clemson	11/21/97
54	Demetris Summers	UAB	09/20/03
53	Jack Morris	Wake Forest	11/26/60
53*	Randy Chastain	Wake Forest	11/15/75
53	Troy Hambrick	Florida	11/16/96
53	Ace Sanders	Southern Miss	09/02/10

53*	Mike Davis	Central Florida	09/28/13
52	Hugh Stoddard	Clemson	10/24/29
52*	Jay Lynn Hodgkin	NC State	11/03/73
52*	Brandon Bennett	Louisiana Tech	09/18/93
52	Jamari Smith	Coastal Carolina	11/23/13
50	Mike Davis	UAB	09/15/12

Multiple 100-Yard Rushers in a Game

10/06/50	Furman	Steve Wadiak, 109
		Bishop Strickland, 100
10/27/50	George Washington	Steve Wadiak, 182
		Bishop Strickland, 114
11/02/74	NC State	Ron Bass, 121
		Clarence Williams, 105
10/04/75	Baylor	Kevin Long, 133
		Clarence Williams, 111
11/01/75	NC State	Keving Long, 160
		Clarence Williams, 150
11/22/75	Clemson	Clarence Williams, 160
		Jeff Grantz, 122
09/30/78	Georgia	Johnnie Wright, 156
		George Rogers, 128
10/27/79	Notre Dame	Spencer Clark, 116
		George Rogers, 113
11/03/79	NC State	George Rogers, 217
		Spencer Clark, 103
09/06/80	Pacific	George Rogers, 153
		Carl West, 113
11/13/82	Navy	Thomas Dendy, 156
		Todd Berry, 129
11/03/84	NC State	Kent Hagood, 111
		Thomas Dendy, 106
11/16/85	Navy	Thomas Dendy, 156
		Anthony Smith, 123
		Mike Hold, 104
10/07/89	East Carolina	Mike Dingle, 117
		Albert Haynes, 101
10/13/90	East Carolina	Rob DeBoer, 165
		Mike Dingle, 113
10/17/92	Mississippi State	Brandon Bennett, 129
		Rob DeBoer, 107
11/23/96	Clemson	Troy Hambrick, 135
		Duce Staley, 133
10/21/00	Vanderbilt	Andrew Pinnock, 135
		Derek Watson, 128
10/20/01	Vanderbilt	Andrew Pinnock, 106
		Derek Watson, 105
09/15/07	South Carolina State	Cory Boyd, 132
		Mike Davis, 102
10/18/14	Furman	Mike Davis, 111
		David Williams, 110



MARCUS LATTIMORE

Year-by-Year Rushing Leaders

Year	Player	Yards	Avg.
1947	Bishop Strickland	510	5.4
1948	Steve Wadiak	420	8.2
1949	Steve Wadiak	775	5.1
1950	Steve Wadiak	998	6.1
1951	Steve Wadiak	685	3.9
1952	Gene Wilson	403	3.1
1953	Gene Wilson	502	6.5
1954	Mike Caskey	556	6.7
1955	Carl Brazell	305	6.6
1956	King Dixon	655	4.8
1957	Alex Hawkins	450	4.1
1958	John Saunders	653	5.1
1959	Phil Lavoie	522	4.3
1960	Buddy Bennett	401	5.1
1961	Dick Day	400	4.0
1962	Billy Gambrell	582	5.5
1963	Marty Rosen	382	4.4
1964	Phil Branson	276	3.2
1965	Ben Garnto	437	4.9
1966	Benny Galloway	580	4.5
1967	Warren Muir	805	4.3
1968	Rudy Holloman	530	4.8
1969	Warren Muir	969	4.3
1970	Tommy Simmons	572	3.5
1971	Tommy Simmons	430	3.4
1972	Jay Lynn Hodgkin	675	3.6
1973	Jay Lynn Hodgkin	862	5.0
1974	Jay Lynn Hodgkin	941	6.1
1975	Kevin Long	1,133	6.0
1976	Clarence Williams	873	5.0
1977	Spencer Clark	777	5.8
1978	George Rogers	1,006	5.7
1979	George Rogers	1,681	5.4
1980	George Rogers	1,894	5.8
1981	Johnnie Wright	834	3.9
1982	Thomas Dendy	848	6.1
1983	Thomas Dendy	725	5.5
1984	Thomas Dendy	634	6.2
1985	Thomas Dendy	560	4.7
1986	Anthony Smith	469	4.9
1987	Harold Green	1,022	4.5
1988	Harold Green	606	3.7
1989	Harold Green	989	4.9
1990	Mike Dingle	746	4.0
1991	Brandon Bennett	702	4.6
1992	Brandon Bennett	646	4.3
1993	Brandon Bennett	853	4.4
1994	Brandon Bennett	854	4.5
1995	Duce Staley	736	5.8
1996	Duce Staley	1,116	5.1
1997	Troy Hambrick	604	5.3
1998	Troy Hambrick	701	4.9
1999	Derek Watson	394	3.5
2000	Derek Watson	1,066	5.7
2001	Andrew Pinnock	622	5.4
2002	Corey Jenkins	655	4.1
2003	Daccus Turman	657	4.9
2004	Demetris Summers	487	5.5
2005	Mike Davis	666	4.6
2006	Cory Boyd	823	5.0
2007	Cory Boyd	903	5.0
2008	Mike Davis	573	3.5
2009	Kenny Miles	626	5.4
2010	Marcus Lattimore	1,197	4.8
2011	Marcus Lattimore	818	5.0
2012	Marcus Lattimore	662	4.6
2013	Mike Davis	1,183	5.8
2014	Mike Davis	982	4.9
2015	Brandon Wilds	567	4.6
2016	Rico Dowdle	764	5.7
2017	A.J. Turner	531	5.4



RUSHING RECORDS

100-YARD RUSHING GAMES

278	Brandon Bennett	East Tennessee St.	10/05/91
260	Jeff Grantz	Ohio	10/20/73
256	Steve Wadiak	Clemson	10/19/50
246	Marcus Lattimore	Navy	09/17/11
237	George Rogers	Wake Forest	11/18/78
226	Rico Dowdle	Western Carolina	11/19/16
224	George Rogers	Duke	10/11/80
217	George Rogers	NC State	11/03/79
215	Derek Watson	Eastern Michigan	09/16/00
212	Marcus Lattimore	Florida	11/13/10
211	Ron Bass	North Carolina	10/26/74
193	George Rogers	NC State	10/04/80
193	Duce Staley	Kentucky	10/12/96
187	Duce Staley	Central Florida	09/07/96
186	George Rogers	Florida State	11/10/79
185	Steve Wadiak	Miami	11/11/49
185	Jeff Grantz	Clemson	11/24/73
184	Marcus Lattimore	Tennessee	10/30/10
183	Mike Davis	Kentucky	10/04/14
182	Steve Wadiak	Geo. Washington	10/27/50
182	Marcus Lattimore	Georgia	09/11/10
179	George Rogers	The Citadel	11/08/80
177	George Rogers	Wake Forest	11/15/80
176	Marcus Lattimore	Georgia	09/10/11
172	Harold Green	Wake Forest	11/14/87
170	Duce Staley	Georgia	09/14/96
168	George Rogers	Georgia	11/01/80
168	George Rogers	Clemson	11/22/80
167	Mike Davis	Central Florida	09/28/13
165	George Rogers	Oklahoma State	10/06/79
165	Rob DeBoer	East Carolina	10/13/90
164	Warren Muir	North Carolina	09/23/67
162	Johnnie Wright	Duke	10/11/80
161	George Rogers	Duke	09/22/79
161	Demetris Summers	UAB	09/20/03
160	Kevin Long	NC State	11/01/75
160	Clarence Williams	Clemson	11/22/75
160	Harold Green	Duke	09/02/89
160	Cory Boyd	Tennessee	10/27/07
159	Warren Muir	Tennessee	11/11/69
158	George Rogers	Mississippi	10/13/79
158	Demetris Summers	Tennessee	09/27/03
157	Spencer Clark	Clemson	11/19/77
156	Johnnie Wright	Georgia	09/30/78
156	Thomas Dendy	Navy	11/16/85
155	Thomas Dendy	Navy	11/13/82
153	George Rogers	Pacific	09/06/80
152	George Rogers	Georgia	09/29/79
150	Clarence Williams	NC State	11/01/75
150	George Rogers	Duke	09/23/78
150	Harold Green	Western Carolina	10/21/89
150	Derek Watson	Clemson	11/20/00
149	Kevin Long	Appalachian State	11/08/75
149	Derek Watson	Kentucky	10/07/00
149	Mike Davis	Georgia	09/07/13
149	Rico Dowdle	Missouri	11/05/16
148	George Rogers	Georgia Tech	10/07/78
147	Harold Mauney	Clemson	10/19/33
147	Steve Wadiak	Furman	10/06/51
146	Brian Maddox	Vanderbilt	10/23/10
145	Anthony Smith	Western Carolina	09/13/86
143	Jay Lynn Hodgkin	Wake Forest	10/13/73
143	Brandon Wilds	Tennessee	11/01/14
142	Steve Wadiak	The Citadel	12/03/49
142	George Rogers	Michigan	09/27/80
141	George Rogers	Southern Cal	09/20/80
141	Duce Staley	Tennessee	10/28/95
141	Troy Hambrick	Marshall	09/19/98
140	Jay Lynn Hodgkin	Appalachian State	11/09/74
139	Tommy Simmons	Duke	11/04/70
139	Harold Green	Georgia Tech	09/23/89
139	Duce Staley	Louisiana State	09/30/95
137	Mike Dingle	Virginia Tech	09/22/90
137	Brandon Wilds	Tennessee	10/29/11
137	Mike Davis	Tennessee	10/19/13
136	Earl Clary	Clemson	10/22/31
136	Warren Muir	Georgia	10/04/69
136	Derek Watson	Arkansas	10/14/00
136	A.J. Turner	Florida	11/11/17
135	Troy Hambrick	Clemson	11/23/96
135	Troy Hambrick	Clemson	11/21/97
135	Andrew Pinnock	Vanderbilt	10/21/00
135	Derek Watson	Kentucky	10/06/01
133	Kevin Long	Baylor	10/04/75
133	George Rogers	Missouri	12/29/79
133	Duce Staley	Clemson	11/23/96
132	Harold Green	Virginia	10/17/87
132	Brandon Bennett	Kentucky	09/23/93
132	Cory Boyd	South Carolina St.	09/15/07
131	Clarence Williams	Virginia	10/09/76
131	Johnnie Wright	Mississippi	10/21/78
129	Alex Hawkins	Furman	11/03/56

129	Todd Berry	Navy	11/13/82
129	Harold Green	Virginia Tech	09/09/89
129	Brandon Bennett	Mississippi State	10/17/92
128	Kevin Long	Louisiana State	10/25/75
128	George Rogers	Georgia	09/30/78
128	George Rogers	Cincinnati	10/18/80
128	Derek Watson	Vanderbilt	10/21/00
128	Mike Davis	Arkansas	10/12/13
128	Mike Davis	Mississippi State	11/02/13
128	Brandon Wilds	Texas A&M	10/31/15
127	Warren Muir	Clemson	11/22/69
127	Jay Lynn Hodgkin	Clemson	11/23/74
127	Brandon Bennett	Louisiana Tech	09/18/93
127	Kenny Miles	Wofford	11/17/12
127	Rico Dowdle	Tennessee	10/29/16
126	Ron Bass	Appalachian State	11/10/73
125	Mike Caskey	Army	09/25/54
125	Mike Davis	Missouri	12/30/05
124	Phil Lavoie	Virginia	11/07/59
124	Dan Reeves	NC State	11/10/62
124	Thomas Dendy	Cincinnati	10/02/82
123	George Rogers	Clemson	11/25/78
123	Anthony Smith	Navy	11/16/85
123	Daccus Turman	Virginia	09/06/03
123	Lorenzo Nuñez	UCF	09/26/15
122	Al Grygo	Clemson	10/20/38
122	Warren Muir	Wake Forest	11/04/67
122	Jay Lynn Hodgkin	NC State	11/03/73
122	Jeff Grantz	Clemson	11/22/75
122	Spencer Clark	Hawaii	11/26/77
122	Brandon Bennett	Tennessee	10/31/92
122	Brandon Bennett	Kentucky	09/24/94
122	Daccus Turman	Florida	11/15/03
121	Dan Reeves	NC State	10/31/64
121	Ron Bass	NC State	11/02/74
121	A.J. Turner	Vanderbilt	10/28/17
120	Buddy Bennett	Wake Forest	11/26/60
120	Jay Lynn Hodgkin	Wake Forest	11/04/72
120	Brandon Bennett	Georgia	09/03/94
120	Troy Hambrick	Florida	11/16/96
120	Brandon Wilds	Florida	11/12/11
120	Marcus Lattimore	Kentucky	09/29/12
119	Brandon Wilds	Vanderbilt	10/17/15
118	Kent Hagood	East Carolina	10/27/84
118	Derek Watson	NC State	09/04/99
117	Mike Dingle	East Carolina	10/07/89
116	John Saunders	Virginia	11/15/58
116	Billy Gambrell	Wake Forest	09/30/61
116	Spencer Clark	Notre Dame	10/27/79
115	Warren Muir	Maryland	10/28/67
115	Ron Bass	Florida State	11/17/73
115	Johnnie Wright	North Carolina	10/24/81
115	Harold Green	NC State	10/28/89
115	Mike Davis	North Carolina	08/29/13
114	Earl Clary	Auburn	12/03/32
114	Bishop Strickland	Geo. Washington	10/27/50
114	Clarence Williams	Duke	09/30/75
114	Brandon Bennett	Louisiana Tech	09/17/94
114	Derek Watson	New Mexico State	09/02/00
114	Kenny Miles	Clemson	11/28/09
113	Rudy Holloman	Duke	09/20/69
113	George Rogers	Notre Dame	10/27/79
113	Carl West	Pacific	09/16/80
113	George Rogers	Pittsburgh	12/29/80
113	Johnnie Wright	Duke	09/19/81
113	Thomas Dendy	Florida State	11/10/84
113	Mike Dingle	Duke	09/01/90
113	Mike Dingle	East Carolina	10/13/90
113	Duce Staley	East Carolina	09/21/96
113	Corey Jenkins	New Mexico State	08/31/02
113	Cory Boyd	Kentucky	10/07/06
113	Cory Boyd	Vanderbilt	10/21/06
113	Jarvis Giles	Florida Atlantic	09/19/09
113	A.J. Turner	Texas A&M	10/01/16
112	Johnnie Wright	North Carolina	10/28/78
112	Marcus Lattimore	East Carolina	09/03/11
111	Clarence Williams	Baylor	10/04/75
111	Kent Hagood	NC State	11/03/84
111	Mike Davis	Clemson	11/19/05
111	Mike Davis	Furman	10/18/14
110	Boo Williams	Vanderbilt	10/26/96
110	Marcus Lattimore	Vanderbilt	08/30/12
110	David Williams	Furman	10/18/14
109	Steve Wadiak	Furman	10/06/50
109	Steve Wadiak	Geo. Washington	11/03/51
109	Kevin Long	Mississippi	10/19/74
109	Ryan Brewer	Ohio State	01/01/01
109	Brandon Wilds	The Citadel	11/19/11
109	Marcus Lattimore	Georgia	10/06/12
108	Steve Wadiak	Marquette	11/03/50
108	Dick Harris	Wake Forest	11/20/71
108	George Rogers	Wichita State	09/13/80
108	Harold Green	Miami (Fla.)	12/05/87

108	Gerald Williams	Western Carolina	09/10/88
108	Brandon Bennett	Georgia	09/04/93
107	David Sowell	North Carolina	10/22/60
107	Dan Reeves	Detroit	11/17/62
107	Harold Green	Clemson	11/21/87
107	Rob DeBoer	Mississippi State	10/17/92
107	Connor Shaw	Clemson	11/26/11
106	Steve Wadiak	Tulsa	11/13/48
106	Thomas Dendy	Clemson	11/20/82
106	Thomas Dendy	NC State	11/03/84
106	Troy Hambrick	Arkansas	10/18/97
106	Andrew Pinnock	Vanderbilt	10/20/01
106	Cory Boyd	Clemson	11/25/06
106	Mike Davis	Kentucky	10/05/13
106	Brandon Wilds	Kentucky	09/12/15
105	Benny Galloway	Clemson	11/26/66
105	Clarence Williams	NC State	11/02/74
105	Clarence Williams	NC State	10/03/76
105	Clarence Williams	Wake Forest	11/13/76
105	Thomas Dendy	Furman	10/16/82
105	Duce Staley	Arkansas	10/19/96
105	Derek Watson	Vanderbilt	10/20/01
104	Steve Wadiak	Maryland	11/06/48
104	Carl Brazell	Wofford	09/17/55
104	Heyward King	Wake Forest	11/30/57
104	Ben Garnto	Wake Forest	10/16/65
104	Jay Lynn Hodgkin	Duke	09/21/74
104	Jay Lynn Hodgkin	Wake Forest	11/16/74
104	George Rogers	Wake Forest	11/17/79
104	Thomas Dendy	NC State	10/30/82
104	Mike Hold	Navy	11/16/85
104	Harold Green	Western Carolina	09/12/87
104	Rob DeBoer	The Citadel	10/20/90
104	Brandon Bennett	Clemson	11/19/94
104	Mike Davis	Missouri	09/27/14
103	Earl Clary	Duke	09/26/31
103	Phil Cantore	Clemson	10/21/43
103	Mike Caskey	Virginia	11/13/54
103	Buddy Bennett	Virginia	12/03/60
103	Kevin Long	Virginia	10/11/75
103	Spencer Clark	NC State	11/03/79
103	Jamari Smith	Coastal Carolina	11/23/13
102	Dick Day	Vanderbilt	11/25/61
102	Jeff Grantz	Georgia Tech	09/15/73
102	Jay Lynn Hodgkin	Georgia	09/28/74
102	George Rogers	Clemson	11/24/79
102	Brandon Bennett	East Carolina	10/09/93
102	Mike Davis	South Carolina St.	09/15/07
102	Kenny Miles	Vanderbilt	10/24/09
102	Marcus Lattimore	Troy	11/20/10
102	Marcus Lattimore	Kentucky	10/08/11
102	Shon Carson	Florida	11/16/13
101	Todd Berry	Georgia	09/25/82
101	Albert Haynes	East Carolina	10/07/89
101	Corey Jenkins	Georgia	09/14/02
101	Taylor Rank	Florida Atlantic	09/23/06
101	Mike Davis	NC State	08/28/09
101	Mike Davis	East Carolina	09/06/14
100	Earl Clary	Georgia Tech	10/03/31
100	Harold Green	North Carolina	09/03/88
100	Duce Staley	Mississippi State	09/28/96
100	Kenny Miles	Kentucky	10/10/09

Multiple 100-Yard Rushing Games

George Rogers.....	27	Earl Clary.....	4
Brandon Bennett.....	11	Mike Davis ('05-08)....	4
Mike Davis (112-14) ..	11	Mike Dingle.....	4
Harold Green.....	11	Jeff Grantz.....	4
Marcus Lattimore... ..	11	Kenny Miles.....	4
Steve Wadiak.....	10	Rob DeBoer.....	3
Duce Staley.....	9	Rico Dowdle.....	3
Derek Watson.....	9	Dan Reeves.....	3
Thomas Dendy.....	8	A.J. Turner.....	3
Jay Lynn Hodgkin.....	8	Buddy Bennett.....	2
Clarence Williams.....	8	Todd Berry.....	2
Brandon Wilds.....	7	Mike Caskey.....	2
Kevin Long.....	6	Kent Hagood.....	2
Warren Muir.....	6	Corey Jenkins.....	2
Johnnie Wright.....	6	Andrew Pinnock.....	2
Cory Boyd.....	5	Anthony Smith.....	2
Troy Hambrick.....	5	Bishop Strickland....	2
Ron Bass.....	4	Demetris Summers...2	
Spencer Clark.....	4	Daccus Turman.....	2



Game

RECEIVING YARDS

1. Pharoh Cooper vs Tennessee (11/1/14).....233
2. Troy Williamson vs. USF (9/18/04).....210
3. Zola Davis vs. Vanderbilt (10/24/98).....206
4. Fred Zeigler vs. Virginia (11/2/68).....199
5. Alshon Jeffery vs. Auburn (9/25/10).....192
6. Sidney Rice vs. Missouri (12/30/05).....191
Pharoh Cooper vs. The Citadel (11/21/15).....191
8. Deebo Samuel vs. South Florida (12/29/16).....190
9. Marcus Robinson vs. Miss. State (9/28/96).....189
10. Zola Davis vs. Mississippi State (10/14/95).....185

RECEPTIONS

1. Zola Davis vs. Vanderbilt (10/24/98).....14
Kenny McKinley vs. Tennessee (10/27/07).....14
Tori Gurley vs. Vanderbilt (10/23/10).....14
Deebo Samuel vs. South Florida (12/29/16).....14
5. Fred Zeigler vs. Virginia (11/2/68).....12
Stanley Pritchett vs. Georgia (9/2/95).....12
Stanley Pritchett vs. Miss. State (10/14/95).....12
Sidney Rice vs. Missouri (12/30/05).....12
9. Benny Galloway vs. Florida State (10/26/68).....11
Philip Logan vs. Georgia Tech (9/11/76).....11
Sterling Sharpe vs. Georgia (9/26/87).....11
Zola Davis vs. Mississippi State (10/14/95).....11
Pharoh Cooper vs. Tennessee (11/1/14).....11
Pharoh Cooper vs. The Citadel (11/21/15).....11

RECEIVING TOUCHDOWNS

1. Sidney Rice vs. Florida Atlantic (9/23/06).....5
2. 10 times, last: Alshon Jeffery
vs. Kentucky (10/22/05).....3

AVERAGE PER RECEPTION

1. Alshon Jeffery vs. Nebraska (1/2/12).....37.0
(4-for-148)
2. Troy Williamson vs. Clemson (11/23/02).....35.0
(4-for-140)

Season

RECEIVING YARDS

1. Alshon Jeffery (2010).....1,517
2. Sidney Rice (2005).....1,143
3. Pharoh Cooper (2014).....1,136
4. Sterling Sharpe (1986).....1,106
5. Sidney Rice (2006).....1,090
6. Pharoh Cooper (2015).....973
7. Kenny McKinley (2007).....968
8. Sterling Sharpe (1987).....915
9. Zola Davis (1995).....911
10. Kenny McKinley (2006).....880

RECEPTIONS

1. Alshon Jeffery (2010).....88
2. Kenny McKinley (2007).....77
3. Sterling Sharpe (1986).....74
4. Sidney Rice (2006).....72
5. Sidney Rice (2005).....70
6. Pharoh Cooper (2014).....69
7. Pharoh Cooper (2015).....66
8. Bryan Edwards (2017).....64
9. Sterling Sharpe (1987).....62
Stanley Pritchett (1995).....62

RECEIVING TOUCHDOWNS

1. Sidney Rice (2005).....13
2. Sterling Sharpe (1986).....10
Monty Means (1995).....10
Jermale Kelly (1997).....10
Sidney Rice (2006).....10
6. Zola Davis (1995).....9
Kenny McKinley (2007).....9
Alshon Jeffery (2010).....9
Ace Sanders (2012).....9
Pharoh Cooper (2014).....9

100-YARD RECEIVING GAMES

1. Alshon Jeffery (2010).....8
2. Sidney Rice (2005).....6
3. Sterling Sharpe (1987).....5
Troy Williamson (2004).....5
Sidney Rice (2006).....5
Pharoh Cooper (2015).....5

CONSECUTIVE 100-YARD GAMES

1. Sterling Sharpe (1987).....3
Troy Williamson (2004).....3
Sidney Rice (2005).....3
Pharoh Cooper (2015).....3

YARDS PER RECEPTION

(Min. 25 Receptions)

1. Ryan Bethea (1986).....21.2 (27 for 572)
2. Ira Hillary (1984).....20.9 (27 for 564)
3. Jim Mitchell (1970).....20.5 (41 for 842)
4. Toby Cates (1993).....20.0 (27 for 541)
5. Troy Williamson (2004).....19.4 (43 for 835)
6. Eddie Miller (1991).....19.1 (31 for 592)
7. Philip Logan (1975).....18.4 (39 for 716)
8. Shaq Roland (2013).....18.2 (25 for 455)
9. Horace Smith (1980).....17.5 (26 for 455)
10. Damiere Byrd (2013).....17.4 (33 for 575)

Career

RECEIVING YARDS

1. Alshon Jeffery (2009-11).....3,042
2. Kenny McKinley (2005-08).....2,781
3. Sterling Sharpe (1983-87).....2,497
4. Zola Davis (1995-98).....2,354
5. Sidney Rice (2005-06).....2,233
6. Robert Brooks (1988-91).....2,211
7. Jermale Kelly (1997-00).....2,181
8. Pharoh Cooper (2013-15).....2,163
9. Philip Logan (1974-77).....2,063
10. Fred Zeigler (1967-69).....1,876

RECEIVING TOUCHDOWNS

1. Sidney Rice (2005-06).....23
Alshon Jeffery (2009-11).....23
3. Robert Brooks (1988-91).....19
Jermale Kelly (1997-00).....19
Kenny McKinley (2005-08).....19
6. Pharoh Cooper (2013-15).....18
7. Sterling Sharpe (1983-87).....17
Zola Davis (1995-98).....17
9. Bruce Ellington (2011-13).....16
10. Philip Logan (1974-77).....15

YARDS PER RECEPTION

(Min. 75 receptions)

1. Philip Logan (1974-77).....19.6
2. Eddie Miller (1988-91).....19.3
Troy Williamson (2002-04).....19.3
4. Ira Hillary (1981-84).....17.4
5. Danny Smith (1984-87).....17.1
6. Alshon Jeffery (2009-11).....16.6
7. Jim Mitchell (1969-71).....16.4
8. Brian Scott (1998-01).....16.2
9. Toby Cates (1991-94).....16.1
10. Sidney Rice (2005-06).....15.7
Pharoh Cooper (2013-15).....15.7

100-YARD RECEIVING GAMES

1. Alshon Jeffery (2009-11).....12
2. Sidney Rice (2005-06).....11
3. Sterling Sharpe (1983-87).....10
4. Pharoh Cooper (2013-15).....9

CONSECUTIVE GAMES WITH A RECEPTION

1. Kenny McKinley (2005-08).....43
2. Alshon Jeffery (2009-11).....36
3. Sterling Sharpe (1985-87).....34
Jermale Kelly (1997-00).....34
5. Ryan Brewer (2000-02).....31

**Career Receiving Leaders
(by Receptions)**

No.	PLAYER	YEARS	REC.	YARDS	AVG.
1.	Kenny McKinley	2005-08	207	2,781	13.4
2.	Alshon Jeffery	2009-11	183	3,042	16.6
3.	Sterling Sharpe	1983, '85-87	169	2,497	14.8
4.	Zola Davis	1995-98	164	2,354	14.4
5.	Robert Brooks	1988-91	156	2,211	14.2
6.	Jermale Kelly	1997-00	153	2,181	14.3
7.	Fred Zeigler	1967-69	146	1,876	12.8
8.	Sidney Rice	2005-06	142	2,233	15.7
9.	Pharoh Cooper	2013-15	138	2,163	15.7
10.	Cory Boyd	2003-07	117	1,303	11.1
11.	Stanley Pritchett	1992-95	116	1,097	9.5
12.	Brandon Bennett	1991-94	111	984	8.9
13.	Bryan Edwards	2016-17	108	1,383	12.8
14.	Ryan Brewer	1999-02	107	1,136	10.6
15.	Bruce Ellington	2011-13	106	1,586	15.0
16.	Philip Logan	1974-77	105	2,063	19.6
17.	Hayden Hurst	2015-17	100	1,281	12.8
18.	Ace Sanders	2010-12	99	1,230	12.4
19.	Harold Green	1986-89	94	859	9.1
20.	Brian Scott	1998-01	93	1,506	16.2
21.	Nick Jones	2011-14	93	1,125	12.1
22.	Troy Williamson	2002-04	91	1,754	19.3
23.	Jim Mitchell	1969-71	90	1,474	16.4
	Ira Hillary	1981-84	90	1,566	17.4
25.	Toby Cates	1991-94	89	1,435	16.1
26.	Deebo Samuel	2015-17	86	1,194	13.9
27.	Moe Brown	2006-09	85	1,124	13.2



SIDNEY RICE & KENNY MCKINLEY



100-YARD RECEIVING GAMES

233	Pharoh Cooper	Tennessee	11/01/14
210	Troy Williamson	USF	09/18/04
206	Zola Davis	Vanderbilt	10/24/98
199	Fred Zeigler	Virginia	11/02/68
192	Alshon Jeffery	Auburn	09/25/10
191	Sidney Rice	Missouri	12/30/05
191	Pharoh Cooper	The Citadel	11/21/15
190	Deebo Samuel	South Florida	12/29/16
189	Marcus Robinson	Mississippi State	09/28/96
185	Zola Davis	Mississippi State	10/14/95
184	Monty Means	Louisiana Tech	09/16/95
175	Philip Logan	Georgia Tech	09/11/76
170	Pharoh Cooper	Miami (Fla.)	12/27/14
167	Sterling Sharpe	Clemson	11/22/86
167	Boo Williams	Kentucky	10/10/98
162	Horace Smith	Wake Forest	11/15/80
161	Fred Zeigler	Maryland	10/19/68
161	Sidney Rice	Florida Atlantic	09/23/06
161	Alshon Jeffery	Vanderbilt	10/24/09
160	Pharoh Cooper	Vanderbilt	10/17/15
158	Alshon Jeffery	Vanderbilt	10/23/10
157	Sterling Sharpe	East Carolina	10/25/86
157	Brian Scott	Kentucky	10/07/00
155	Jim Mitchell	Georgia	10/03/70
151	Sidney Rice	Wofford	09/16/06
151	Kenny McKinley	Tennessee	10/27/07
148	Alshon Jeffery	Nebraska	01/02/12
146	Mike Farrell	Clemson	11/24/73
146	Ira Hillary	The Citadel	09/08/84
146	Sterling Sharpe	Virginia Tech	10/11/86
144	Sterling Sharpe	Georgia	09/26/87
143	Brian Scott	Vanderbilt	10/20/01
141	Alshon Jeffery	Clemson	11/27/10
140	Jackie Brown	Virginia	09/09/72
140	Troy Williamson	Clemson	11/23/02
140	Bruce Ellington	Wisconsin	01/01/14
139	Sidney Rice	Houston	12/29/06
138	Alshon Jeffery	Kentucky	10/10/09
136	Robert Brooks	East Carolina	09/28/91
136	Bruce Ellington	Missouri	10/26/13
135	Philip Logan	Clemson	11/20/76
135	Toby Cates	East Carolina	10/08/94
134	Danny Smith	Appalachian State	09/07/85
134	Stanley Pritchett	Georgia	09/02/95
133	Marcus Lattimore	Kentucky	10/16/10
132	Jim Mitchell	Clemson	11/21/70
132	Sidney Rice	Vanderbilt	10/22/05
131	Stanley Pritchett	Kentucky	09/23/95
131	Troy Williamson	Georgia	09/11/04
130	Moe Brown	Georgia	09/13/08
130	Kenny McKinley	Arkansas	11/08/08
130	Alshon Jeffery	Florida State	12/31/10
129	Philip Logan	Appalachian State	11/08/75
129	Brandon Bennett	Louisiana Tech	09/18/93
128	Mike Farrell	Virginia Tech	10/06/73
127	Alshon Jeffery	Alabama	10/09/10
127	Pharoh Cooper	Auburn	10/25/14
126	Sidney Rice	Arkansas	11/04/06
125	Sidney Rice	Kentucky	10/08/05
125	Kenny McKinley	Clemson	11/24/07
125	Deebo Samuel	Missouri	11/05/16
124	Marty Woolbright	Virginia Tech	10/06/73
124	Marty Woolbright	Louisiana State	10/27/73
124	Sterling Sharpe	Florida State	11/08/86
123	Mike Haggard	Miami (Ohio)	10/21/72
123	Jermale Kelly	Mississippi State	09/23/00
123	Alshon Jeffery	Troy	11/20/10
122	Fred Zeigler	Clemson	11/22/69
122	Sidney Rice	Clemson	11/19/05
122	Deebo Samuel	Kentucky	09/16/17
122	Bryan Edwards	Louisiana Tech	09/23/17
121	Damiere Byrd	Tennessee	10/19/13
120	Zola Davis	UCF	09/06/97
119	Sterling Sharpe	Georgia	09/27/86
119	Eddie Miller	West Virginia	09/14/91
119	Jermale Kelly	Mississippi State	09/27/97
119	Ace Sanders	Clemson	11/24/12
118	Sterling Sharpe	NC State	10/31/87
118	Robert Brooks	Virginia Tech	09/22/90
117	David Pitchko	The Citadel	10/20/90
116	Alshon Jeffery	Arkansas	11/09/09
115	Philip Logan	Miami (Ohio)	09/17/77
115	Zola Davis	Clemson	11/18/95
114	Kent Hagood	Pacific	11/07/81
114	Jermale Kelly	Clemson	11/21/98
114	Pharoh Cooper	Vanderbilt	09/20/14
113	Stanley Pritchett	Mississippi State	10/14/95
113	Matthew Thomas	Mississippi	11/01/03

113	Nick Jones	Texas A&M	08/28/14
112	Eddie Muldrow	Clemson	11/25/72
112	Robert Brooks	NC State	10/27/90
112	Brian Scott	Arkansas	10/13/01
112	Sidney Rice	Tennessee	10/29/05
112	Sidney Rice	Florida	11/12/05
112	Kenny McKinley	Houston	11/29/06
112	Tori Gurley	Vanderbilt	10/23/10
112	Shaq Roland	Wisconsin	01/01/14
111	Jared Cook	Vanderbilt	09/04/08
111	Jim Mitchell	Florida State	10/23/71
111	Scott Thomas	Mississippi	10/19/74
111	Bruce Ellington	Vanderbilt	09/14/13
110	Mike Haggard	Virginia	09/09/72
110	Zola Davis	Marshall	09/19/98
110	Kenny McKinley	Auburn	09/28/06
109	Jim Mitchell	Maryland	10/17/70
109	Willie Scott	Pittsburgh	12/29/80
109	Toby Cates	Clemson	11/21/92
109	Mike Reddick	Florida	11/13/93
109	Zola Davis	Kent	10/07/95
109	Dion LeCorn	Arkansas	11/03/07
108	Justice Cunningham	Tennessee	10/27/12
107	Fred Zeigler	Virginia Tech	11/16/68
107	Fred Zeigler	Maryland	10/25/69
107	Mike Haggard	Clemson	11/02/70
107	Sterling Sharpe	East Carolina	10/24/87
107	Zola Davis	Ole Miss	10/03/98
107	Jermale Kelly	Alabama	09/29/00
107	Kenny McKinley	Mississippi State	09/29/07
106	Benny Galloway	Florida State	10/26/68
106	Philip Logan	Georgia	09/27/75
106	Sterling Sharpe	Virginia	10/17/87
106	Ryan Brewer	Georgia	09/14/02
106	Alshon Jeffery	Southern Miss	09/02/10
106	Deebo Samuel	UMass	10/22/16
105	J.R. Wilburn	Wake Forest	10/16/65
105	Philip Logan	Miami (Ohio)	12/20/75
105	Troy Williamson	Troy	09/25/04
105	Pharoh Cooper	LSU	10/10/15
105	Jerell Adams	The Citadel	11/21/15
104	Chris Wade	Georgia	09/26/82
104	Sterling Sharpe	East Carolina	10/26/85
104	Zola Davis	Louisiana State	09/30/95
104	Bruce Ellington	Arkansas	11/10/12
104	Deebo Samuel	Clemson	11/28/15
103	Jackie Brown	Duke	09/18/71
103	George Rogers	Mississippi	10/15/77
103	Robert Brooks	East Carolina	09/17/89
103	Sidney Rice	Clemson	11/25/06
103	Alshon Jeffery	Georgia	09/11/10
102	Eugene Wilson	Duke	10/08/77
102	Kevin White	Virginia Tech	10/10/87
102	Troy Williamson	Virginia	09/06/03
102	Matthew Thomas	LSU	10/18/03
102	Kenny McKinley	Georgia	09/08/07
102	Pharoh Cooper	Missouri	10/03/15
101	Eric Poole	The Citadel	08/31/85
101	Danny Smith	Virginia Tech	10/10/87
101	Troy Williamson	Kentucky	10/12/02
101	Bryan Edwards	Vanderbilt	09/01/16
100	James Adkisson	Eastern Michigan	09/16/00
100	Tori Gurley	Florida Atlantic	09/19/09
100	Moe Brown	South Carolina St.	10/03/09
100	Pharoh Cooper	Kentucky	09/12/15

Multiple 100-Yard Receiving Games

Alshon Jeffery 12	Mike Haggard 3
Sidney Rice 11	Stanley Pritchett 3
Sterling Sharpe 10	Brian Scott 3
Pharoh Cooper 9	Jackie Brown 2
Zola Davis 8	Moe Brown 2
Kenny McKinley 7	Toby Cates 2
Philip Logan 6	Bryan Edwards 2
Troy Williamson 6	Bruce Ellington 2
Bruce Ellington 5	Mike Farrell 2
Deebo Samuel 5	Tori Gurley 2
Fred Zeigler 5	Danny Smith 2
Robert Brooks 4	Matthew Thomas 2
Jermale Kelly 4	Marty Woolbright 2
Jim Mitchell 4		

Year-by-Year Receiving Leaders (by Receptions)

Year	Player	Rec.	Yards	Avg.
1949	Jim Pinkerton	18	333	18.5
1950	Steve Wadiak	12	83	6.9
1951	W. A. Skelton	13	204	15.7
1952	Clyde Bennett	34	502	14.8
1953	Clyde Bennett	23	413	18.0
1954	Carl Brazell	29	241	8.3
1955	Carl Brazell	11	162	14.7
1956	Alex Hawkins	10	91	9.1
1957	Julius Derrick	6	126	21
1958	King Dixon	10	189	18.9
	Alex Hawkins	10	141	14.1
1959	Jimmy Hunter	9	60	6.7
1960	Billy Gambrell	12	106	8.8
1961	Billy Gambrell	24	243	10.1
1962	Billy Gambrell	21	226	10.8
1963	Larry Gill	14	188	13.4
1964	J. R. Wilburn	21	236	11.2
1965	J. R. Wilburn	38	562	14.8
1966	Ben Garito	19	243	12.8
1967	Fred Zeigler	35	370	10.6
1968	Fred Zeigler	59	848	14.4
1969	Fred Zeigler	52	658	12.7
1970	Jim Mitchell	41	842	20.5
1971	Jim Mitchell	47	618	13.1
1972	Mike Haggard	46	639	13.9
1973	Marty Woolbright	23	347	15.1
1974	Mike Farrell	18	258	14.3
1975	Philip Logan	39	716	18.4
1976	Philip Logan	41	678	16.5
1977	Philip Logan	21	415	19.8
1978	Zion McKinley	19	281	14.8
1979	Zion McKinley	23	387	16.8
1980	Willie Scott	34	469	13.8
1981	Horace Smith	27	451	16.7
1982	Chris Corley	24	163	6.8
1983	Ira Hillary	30	422	14.1
1984	Ira Hillary	27	564	20.9
1985	Sterling Sharpe	32	471	14.7
1986	Sterling Sharpe	74	1,106	14.9
1987	Sterling Sharpe	62	915	14.8
1988	Harold Green	36	315	8.8
1989	Robert Brooks	34	471	13.9
1990	Robert Brooks	33	548	16.6
1991	Robert Brooks	55	684	12.4
1992	Brandon Bennett	22	194	8.8
1993	Toby Cates	27	541	20.0
1994	Brandon Bennett	47	340	7.2
1995	Stanley Pritchett	62	664	10.7
1996	Corey Bridges	28	399	14.2
	Marcus Robinson	28	253	9.0
1997	Jermale Kelly	43	618	14.4
1998	Zola Davis	48	733	15.3
1999	Jermale Kelly	24	366	15.3
2000	Jermale Kelly	42	640	15.2
2001	Brian Scott	47	730	15.5
2002	Ryan Brewer	28	299	10.7
2003	Troy Williamson	31	428	13.8
2004	Troy Williamson	43	835	19.4
2005	Sidney Rice	70	1,143	16.3
2006	Sidney Rice	72	1,090	15.1
2007	Kenny McKinley	77	968	12.6
2008	Kenny McKinley	54	642	11.9
2009	Alshon Jeffery	46	763	16.6
2010	Alshon Jeffery	88	1,517	17.2
2011	Alshon Jeffery	49	762	15.6
2012	Ace Sanders	45	531	11.8
2013	Bruce Ellington	49	775	15.8
2014	Pharoh Cooper	69	1,136	16.5
2015	Pharoh Cooper	66	973	14.7
2016	Deebo Samuel	59	783	13.3
2017	Bryan Edwards	64	793	12.4



100-Yard Rusher/ 100-Yard Receiver

10/16/65 Wake Forest	Ben Garnto (104-Rush) J.R. Wilburn (105-Rec)
11/22/69 Clemson	Warren Muir (127-Rush) Fred Ziegler (122-Rec)
11/24/73 Clemson	Jeff Grantz (185-Rush) Mike Farrell (146-Rec)
10/19/74 Mississippi	Kevin Long (109-Rush) Scott Thomas (111-Rec)
11/08/75 Appalachian State	Kevin Long (149-Rush) Philip Logan (129-Rec)
11/15/80 Wake Forest	George Rogers (177-Rush) Horce Smith (162-Rec)
09/26/82 Georgia	Todd Berry (101-Rush) Chris Wade (104-Rec)
10/17/87 Virginia	Harold Green (132-Rush) Sterling Sharpe (106-Rec)
09/22/90 Virginia Tech	Mike Dingle (137-Rush) Robert Brooks (118-Rec)
10/20/90 The Citadel	Rob DeBoer (104-Rush) David Pitchko (117-Rec)
09/18/93 La. Tech	Brandon Bennett (127-Rush) Brandon Bennett (129-Rec)
09/30/95 Louisiana State	Duce Staley (139-Rush) Zola Davis (104-Rec)
09/28/96 Mississippi State	Duce Staley (100-Rush) Marcus Robinson (189-Rec)
09/19/98 Marshall	Troy Hambrick (141-Rush) Zola Davis (110-Rec)
09/16/00 Eastern Michigan	Derek Watson (215-Rush) James Adkisson (100-Rec)
10/07/00 Kentucky	Derek Watson (149-Rush) Brian Scott (157-Rec)
10/20/01 Vanderbilt	Andrew Pinnock (106-Rush) Derek Watson (105-Rush) Brian Scott (143-Rec)
09/14/02 Georgia	Corey Jenkins (101-Rush) Ryan Brewer (106-Rec)
09/06/03 Virginia	Daccus Turman (123-Rush) Troy Williamson (102-Rec)
11/19/05 Clemson	Mike Davis (111-Rush) Sidney Rice (122-Rec)
12/30/05 Missouri	Mike Davis (125-Rush) Sidney Rice (191-Rec)
09/23/06 Florida Atlantic	Taylor Rank (101-Rush) Sidney Rice (161-Rec)
11/25/06 Clemson	Cory Boyd (106-Rush) Sidney Rice (103-Rec)
10/27/07 Tennessee	Cory Boyd (160-Rush) Kenny McKinney (151-Rec)
09/19/09 Florida Atlantic	Jarvis Giles (113-Rush) Tori Gurley (100-Rec)
10/10/09 Kentucky	Kenny Miles (100-Rush) Alshon Jeffery (138-v)
10/24/09 Vanderbilt	Kenny Miles (102-Rush) Alshon Jeffery (161-Rec)
09/11/10 Georgia	Marcus Lattimore (182-Rush) Alshon Jeffery (103-Rec)
10/23/10 Vanderbilt	Brian Maddox (146-Rush) Alshon Jeffery (158-Rec) Tori Gurley (112-Rec)
11/20/10 Troy	Marcus Lattimore (102-Rush) Alshon Jeffery (123-Rec)
10/19/13 Tennessee	Mike Davis (137-Rush) Damiere Byrd (121-Rec)
11/01/14 Tennessee	Brandon Wilds (143-Rush) Pharoh Cooper (233-Rec)
09/12/15 Kentucky	Brandon Wilds (106-Rush) Pharoh Cooper (100-Rec)
10/17/15 Vanderbilt	Brandon Wilds (119-Rush) Pharoh Cooper (160-Rec)
11/05/16 Missouri	Rico Dowdle (149-Rush) Deebo Samuel (125-Rec)

SCORING

Game

POINTS SCORED/TOUCHDOWNS SCORED

1. Sidney Rice vs. Florida Atlantic (9/23/06)30/5
2. Mike Dingle vs. Virginia Tech (9/22/90)24/4
Stanley Pritchett vs. Miss. St. (10/14/95).....24/4

Season

POINTS SCORED

1. Marcus Lattimore (2010)..... 114
2. Collin Mackie (1987) 113
3. Elliott Fry (2014)..... 105
4. Spencer Lanning (2010) 102
5. Elliott Fry (2013)..... 99
6. Harold Green (1987) 96
7. Ryan Succop (2008) 90
8. Ryan Succop (2006) 85
Elliott Fry (2015)..... 85
10. George Rogers (1980)..... 84

TOUCHDOWNS SCORED

1. Marcus Lattimore (2010)..... 19
2. Harold Green (1987) 16
3. George Rogers (1980)..... 14
4. Sidney Rice (2005) 13
5. Jeff Grantz (1975)..... 12
Stanley Pritchett (1995)..... 12
Sterling Sharpe (1986) 12
Derek Watson (2000) 12
Andrew Pinnock (2001) 12
10. 6 times, last: P. Cooper/M. Davis (2014) 11

TOUCHDOWNS RESPONSIBLE FOR

1. Connor Shaw (2013) 31
Dylan Thompson (2014) 31
3. Steve Taneyhill (1995) 30

Career

POINTS SCORED

1. Elliott Fry (2013-16) 359
2. Collin Mackie (1987-90) 330
3. Ryan Succop (2005-08) 251
4. Marcus Lattimore (2010-12) 246
5. George Rogers (1977-80)..... 202
6. Reed Morton (1993-96) 201
7. Harold Green (1986-89)..... 198
8. Scott Hagler (1983-86) 195
9. Mark Fleetwood (1981-83)..... 186
Dan Weaver (2001-03) 186

TOUCHDOWNS SCORED

1. Marcus Lattimore (2010-12) 41
2. George Rogers (1977-80)..... 33
Harold Green (1986-89)..... 33
4. Brandon Bennett (1991-94) 28
Cory Boyd (2003-07) 28
6. Andrew Pinnock (1999-2002) 27
7. Jeff Grantz (1972-75) 26
8. Thomas Dendy (1982-85) 25
9. Sterling Sharpe (1983, 85-87)..... 24
10. Mike Davis (2012-14) 24

TOUCHDOWNS RESPONSIBLE FOR

1. Connor Shaw (2010-13)..... 74
2. Steve Taneyhill (1992-95) 64
3. Stephen Garcia (2008-11)..... 63

Year-by-Year Scoring Leaders

Year	Player(s)	Pts.
1941	Stan Stasica, HB	36
1942	Earl Dunham, HB; Ken Roskie, HB	12
1943	Gene Wagnon, HB	24
1944	Jim Hunnicut, HB	30
1945	Dutch Brembs, HB	45
1946	Earl Dunham, HB	24
1947	Bobby Giles, FB	18
1948	Steve Wadiak, HB	30
1949	Steve Wadiak, HB	36
1950	Steve Wadiak, HB	36
1951	Steve Wadiak, HB	48
1952	Clyde Bennett, E	36
1953	Gene Wilson, HB	36
1954	Mackie Prickett, QB	43
1955	Carl Brazell, HB	30
1956	Alex Hawkins, HB	41
1957	Alex Hawkins, HB	35
1958	Alex Hawkins, HB	42
1959	Phil Lavoie, FB	60
1960	Buddy Bennett, QB; Dick Day, FB	18
1961	Billy Gambrell, HB	32
1962	Billy Gambrell, HB, Dan Reeves, QB	50
1963	Marty Rosen, HB	24
1964	Marty Rosen, HB	30
1965	Jimmy Poole, PK	32
1966	Jimmy Poole, PK	19
1967	Mike Fair, QB	42
1968	Fred Zeigler, FL; Warren Muir, FB	36
1969	Billy DuPre, PK	51
1970	Billy DuPre, PK	58
1971	Tommy Simmons, FB	42
1972	Mike Haggard, FL; Jay Lynn Hodgin, TB	48
1973	Bobby Marino, PK	65
1974	Jay Lynn Hodgin, TB	40
1975	Jeff Grantz, QB	72
1976	Britt Parrish, PK	53
1977	Britt Parrish, PK	53
1978	Johnnie Wright, HB	42
1979	George Rogers, TB	54
1980	George Rogers, TB	84
1981	Mark Fleetwood, PK	57
1982	Mark Fleetwood, PK	70
1983	Mark Fleetwood, PK	59
1984	Scott Hagler, PK	69
1985	Scott Hagler, PK	59
1986	Sterling Sharpe, WR	72
1987	Collin Mackie, PK	113
1988	Collin Mackie, PK	82
1989	Collin Mackie, PK	59
1990	Collin Mackie, PK	76
1991	Brandon Bennett, TB	54
1992	Marty Simpson, PK	50
1993	Reed Morton, PK	57
1994	Stanley Pritchett, FB	68
1995	Stanley Pritchett, FB	76
1996	Duce Staley, TB	54
1997	Jermale Kelly, WR	60
1998	Courtney Leavitt, PK	37
1999	Steve Florio, PK	32
2000	Derek Watson, TB	72
2001	Andrew Pinnock, RB	72
2001	Daniel Weaver, PK	72
2002	Daniel Weaver, PK	54
2003	Daniel Weaver, PK	49
2004	Josh Brown, PK	57
2005	Sidney Rice, WR	78
2006	Ryan Succop, PK	85
2007	Ryan Succop, PK	76
2008	Ryan Succop, PK	90
2009	Spencer Lanning, PK	79
2010	Marcus Lattimore, TB	114
2011	Jay Wooten, PK	71
2012	Adam Yates, PK	82
2013	Elliott Fry, PK	99
2014	Elliott Fry, PK	105
2015	Elliott Fry, PK	85
2016	Elliott Fry, PK	70
2017	Parker White, PK	68



TOTAL OFFENSE

Game

TOTAL OFFENSE

1. Steve Taneyhill vs. Mississippi St. (10/14/95).. 512
2. Todd Ellis vs. East Carolina (10/24/87) 429
3. Todd Ellis vs. Virginia Tech (10/11/86) 428
4. Steve Taneyhill vs. East Carolina (10/8/94)..... 421
5. Dylan Thompson vs. Auburn (10/25/14)..... 400
6. Connor Shaw vs. Tennessee (10/27/12) 389
7. Jake Bentley vs. South Florida (12/29/16)..... 381
8. Blake Mitchell vs. Middle Tenn. (11/18/06) ... 380
9. Stephen Garcia vs. Kentucky (10/16/10) 371
10. Tommy Suggs vs. Florida State (10/24/70) 370

MOST PLAYS

1. Steve Taneyhill vs. East Carolina (10/8/94)..... 63

Season

TOTAL OFFENSE

1. Dylan Thompson (2014) 3,492
2. Stephen Garcia (2010) 3,281
3. Steve Taneyhill (1995) 3,056
4. Stephen Garcia (2009) 3,048
5. Todd Ellis (1987) 3,016
6. Connor Shaw (2013) 3,005
7. Todd Ellis (1986) 2,975
8. Jake Bentley (2017) 2,879
9. Steve Taneyhill (1994) 2,413
10. Connor Shaw (2012) 2,391

MOST PLAYS

1. Stephen Garcia (2009) 552
2. Todd Ellis (1987) 527

MOST YARDS PER GAME

1. Steve Taneyhill (1995) 277.8

Career

TOTAL OFFENSE

1. Todd Ellis (1986-89) 9,351
2. Stephen Garcia (2008-11) 8,374
3. Steve Taneyhill (1992-95) 8,164
4. Connor Shaw (2010-13) 7,757
5. Blake Mitchell (2004-07) 5,873
6. Anthony Wright (1995-98) 5,834
7. Phil Petty (1998-01) 5,797
8. George Rogers (1977-80) 5,442
9. Dylan Thompson (2011-14) 5,385
10. Tommy Suggs (1968-70) 5,025

MOST PLAYS

1. Todd Ellis (1986-89) 1,621

MOST YARDS PER GAME

1. Todd Ellis (1986-89) 217.5
2. Jake Bentley (2016-17) 214.2
3. Stephen Garcia (2008-11) 209.4

MOST YARDS PER PLAY

1. Dylan Thompson (2011-14) 6.81
2. Connor Shaw (2010-13) 6.55
3. Perry Orth (2013-16) 6.30
4. Stephen Garcia (2008-11) 6.20
5. Jake Bentley (2016-17) 6.06
6. Todd Ellis (1986-89) 5.77

ALL-PURPOSE

Season

ALL-PURPOSE YARDAGE

1. George Rogers (1980) 1,917
2. Derek Watson (2000) 1,834
3. George Rogers (1979) 1,821
4. Sterling Sharpe (1986) 1,745
5. Marcus Lattimore (2010) 1,609
6. Mike Davis (2013) 1,535
7. Alshon Jeffery (2010) 1,517
8. Duce Staley (1996) 1,484
9. Brandon Bennett (1994) 1,466
10. Sterling Sharpe (1987) 1,428

ALL-PURPOSE YARDS PER GAME

1. George Rogers (1980) 159.8

Career

ALL-PURPOSE YARDAGE

1. George Rogers (1977-80) 5,932
2. Brandon Bennett (1991-94) 4,720
3. Robert Brooks (1988-91) 4,301
4. Sterling Sharpe (1983, 1985-87) 3,947
5. Harold Green (1986-89) 3,864
6. Cory Boyd (2003-07) 3,643
7. Derek Watson (1999-01) 3,578
8. Marcus Lattimore (2010-12) 3,444
9. Thomas Dendy (1982-85) 3,317
10. Pharoah Cooper (2013-15) 3,207

PARTICIPATION

GAMES PLAYED

1. Rodney Paulk (2006-11) 57
2. Travian Robertson (2007-11) 56
- Justice Cunningham (2009-12) 53
- T.J. Johnson (2009-12) 53
- Shaq Wilson (2008-12) 53
- Jordan Diggs (2012-16) 53
7. A.J. Cann (2001-14) 52
- Patrick DiMarco (2007-10) 52
- Melvin Ingram (2007-11) 52
- D.J. Swearinger (2009-12) 52
- Devin Taylor (2009-12) 52
- Brandon Shell (2011-15) 52

STARTS

1. T.J. Johnson (2009-12) 53
2. A.J. Cann (2011-14) 52
3. Brandon Shell (2011-15) 48
4. Cliff Matthews (2007-10) 47
5. Travelle Wharton (2000-03) 45
- Ladi Ajiboye (2007-10) 45
- Devin Taylor (2009-12) 45
8. Todd Ellis (1986-89) 43
9. Alan Knott (2014-17) 42
10. Chris White (2003-06) 41

CONSECUTIVE STARTS

1. T.J. Johnson (2009-12) 53
2. Brandon Shell (2011-15) 47
3. Todd Ellis (1986-89) 43
4. Steve Taneyhill (1992-95) 40
- Stephon Gilmore (2009-11) 40
- Devin Taylor (2009-12) 40

Freshman Records

GAME

Rushing Yards
Brandon Bennett vs E. Tenn. St. (10/5/91)278

Pass Receptions
Sidney Rice vs. Missouri (12/30/05)12

Pass Receiving Yards
Sidney Rice vs. Missouri (12/30/05)191

Longest Pass Reception
Robert Brooks vs. East Carolina (9/17/88).....97

Touchdowns Scored
8 times, last: M. Lattimore vs. Troy (11/20/10)...3

Points Scored
8 times, last: M. Lattimore vs. Troy (11/20/10).18

SEASON

Passing Yards
Todd Ellis (1986)3,020

Rushing Yards
Marcus Lattimore (2010)1,197

Pass Receptions
Sidney Rice (2005)70

Receiving Yards
Sidney Rice (2005)1,143

Total Offense
Todd Ellis (1986)2,975

Touchdowns Scored
Marcus Lattimore (2010)19

Points Scored
Marcus Lattimore (2010)114

Opponent Records

TEAM

Rushing Yards Arkansas (11/3/07)542

Passing Yards Texas A&M (8/28/14)511

Total Offense Texas A&M (8/28/14)680

INDIVIDUAL

Yards Rushing
Darren McFadden, Arkansas (11/3/07)321

Longest Run
Kirby Moore, Georgia (10/7/67)87

Leonard Fournette, LSU (10/10/15)87

Points Scored
Madre Hill, Arkansas (9/9/95)36

Touchdowns Scored
Madre Hill, Arkansas (9/9/95)6

Touchdown Passes
Chris Leak, Florida (11/13/04)6

DeShaun Watson, Clemson (11/26/16)6

Pass Receptions
Zay Jones, East Carolina (9/17/16)22

Yards Receiving
Denarius Moore, Tennessee (10/30/10)228

Touchdown Receptions
5 times, last: Mike Williams, Clemson (11/26/16) ..3

Longest Field Goal
Rex Robinson, Georgia (11/1/80)57

Longest Kickoff Return
Leodis McKelvin, Troy (9/24/05)100

Brandon Boykin, Georgia (9/12/09)100

Darrius Sims, Vanderbilt (9/20/14)100

Evan Berry, Tennessee (10/29/16)100

Longest Punt Return
Randy Rhino, Georgia Tech (9/16/72)99

Longest Interception Return
Marcus King, Missouri (12/30/05)99



PLACEKICKING

Game

FIELD GOALS MADE

1. Collin Mackie vs. West Virginia (11/22/90)5
- Spencer Lanning at Georgia (9/12/09)5

FIELD GOALS ATTEMPTED

1. Britt Parrish vs. East Carolina (10/1/77)6
- Collin Mackie vs. Virginia Tech (10/8/88)6
- Elliott Fry vs. Vanderbilt (10/17/15)6

PATs MADE

1. Reed Morton vs. Kent (10/7/95)11

Season

FIELD GOALS MADE

1. Collin Mackie (1987)25
2. Ryan Succop (2008)20
- Elliott Fry (2015)20
4. Collin Mackie (1988)19
5. Elliott Fry (2014)18
6. Mark Fleetwood (1982)17
- Spencer Lanning (2009)17
- Spencer Lanning (2010)17

FIELD GOALS ATTEMPTED

1. Collin Mackie (1987)32
2. Ryan Succop (2008)30
3. Elliott Fry (2015)28
4. Collin Mackie (1988)25
- Elliott Fry (2014)25
- Parker White (2017)25

FIELD GOAL PERCENTAGE (Min. 10 Attempts)

1. Eddie Leopard (1980)1.000 (12 of 12)

FIELD GOAL PERCENTAGE (Min. 15 Attempts)

1. Mark Fleetwood (1982)944 (17 of 18)

PATs MADE

1. Elliott Fry (2013)54
2. Spencer Lanning (2010)51
- Elliott Fry (2014)51
4. Jay Wooten (2011)50
5. Adam Yates (2012)49

PATs ATTEMPTED

1. Elliott Fry (2013)55
2. Spencer Lanning (2010)54
3. Jay Wooten (2011)53
4. Elliott Fry (2014)51
5. Adam Yates (2012)49

PAT PERCENTAGE

1. 15 Players Tied, Last: Elliott Fry (2016)1.000



ELLIOTT FRY

Career

FIELD GOALS MADE

1. Collin Mackie (1987-90)72
2. Elliott Fry (2013-16)66
3. Ryan Succop (2005-08)49
4. Mark Fleetwood (1981-83)39
- Reed Morton (1993-96)39

FIELD GOALS ATTEMPTED

1. Collin Mackie (1987-90)98
2. Elliott Fry (2013-16)88
3. Ryan Succop (2005-08)69
4. Reed Morton (1993-96)54
5. Mark Fleetwood (1981-83)53

FIELD GOAL PERCENTAGE

1. Spencer Lanning (2007-10)773 (34 of 44)
2. Elliott Fry (2013-16)750 (66 of 88)
3. Josh Brown (2003-05)741 (20 of 27)
4. Mark Fleetwood (1981-83)736 (39 of 53)
5. Collin Mackie (1987-90)735 (72 of 98)

CONSECUTIVE FIELD GOALS

1. Collin Mackie (1987-88)15

PATs MADE

1. Elliott Fry (2013-16)161
2. Scott Hagler (1983-86)117
3. Collin Mackie (1987-90)114
4. Ryan Succop (2005-08)104
5. Daniel Weaver (2000-03)88

PATs ATTEMPTED

1. Elliott Fry (2013-16)162
2. Scott Hagler (1983-86)118
3. Collin Mackie (1987-90)115
4. Ryan Succop (2005-08)106
5. Daniel Weaver (2000-03)94

PAT PERCENTAGE (Min. 40 Made)

1. Adam Yates (2008-12)1.000 (49 of 49)
2. Elliott Fry (2013-16)994 (161 of 162)
3. Scott Hagler (1983-86)992 (117 of 118)
4. Collin Mackie (1987-90)991 (114 of 115)
5. Ryan Succop (2005-08)981 (104 of 106)

CONSECUTIVE PATs

1. Elliott Fry (2013-16)155
2. Scott Hagler (1984-86)82

LONGEST FIELD GOALS

1. 58 Mark Fleetwood Georgia 09/25/82
2. 55 Ryan Succop Vanderbilt 10/21/06
- 55 Elliott Fry Vanderbilt 09/01/16
4. 54 Scott Hagler Clemson 11/23/85
- 54 Ryan Succop Arkansas 11/08/08
6. 53 Mark Fleetwood NC State 10/29/83
7. 52 Tommy Bell NC State 09/25/71
- 52 Scott Hagler NC State 11/02/85
- 52 Collin Mackie East Carolina 09/17/88
- 52 Elliott Fry UCF 09/26/15
11. 51 Mark Fleetwood Cincinnati 10/02/82
- 51 Spencer Lanning Furman 09/18/10
- 51 Adam Yates Florida 10/20/12
- 51 Elliott Fry Georgia 09/19/15
15. 50 Scott Hagler Wake Forest 11/15/86
- 50 Collin Mackie Virginia Tech 10/08/88
- 50 Marty Simpson East Carolina 09/19/92
- 50 Ryan Succop Tennessee 10/28/06

PUNTING

Game

MOST PUNTS

1. Ed Clary vs. Florida (10/10/36)15

PUNTING AVERAGE (Min. 5 Punts)

1. Chris Norman vs. Miami (Ohio) (9/1/83)58.3

PUNTING AVERAGE (Min. 10 Punts)

1. Max Runager vs. Mississippi (10/21/78)47.0

LONGEST PUNT

1. Bill Jeffords vs. North Carolina (11/4/24)90

Season

MOST PUNTS

1. Robby Reynolds (1971)89

MOST YARDS PUNTING

1. Chris Norman (1981)3,367

PUNTING AVERAGE

1. Daren Parker (1989)44.3 (49 for 2170)
- Sean Kelly (2015)44.3 (55 for 2434)
3. Spencer Lanning (2010)44.1 (54 for 2383)
4. Ryan Succop (2006)43.7 (29 for 1267)
- Tom O'Connor (1985)43.7 (52 for 2270)

Career

MOST PUNTS


1. Chris Norman (1980-83)261

MOST YARDS PUNTING

1. Chris Norman (1980-83)10,677

PUNTING AVERAGE (Min. 75 Punts)

1. Sean Kelly (2015-16)43.3 (127 for 5496)
2. Spencer Lanning (2007-10)42.6 (171 for 7292)
3. Ryan Succop (2005-08)42.3 (85 for 3597)
4. Tom O'Connor (1984-85)41.8 (118 for 4934)
5. Max Runager (1974-78)41.1 (192 for 7899)
- Tyler Dean (1999-2002)41.1 (154 for 6334)



RYAN SUCCOP



Game

MOST KICKOFFS RETURNED

1. Chris Culliver vs. Arkansas (11/3/07) 8

MOST KICKOFF RETURN YARDS

1. Chris Culliver vs. Arkansas (11/3/07) 222

MOST PUNTS RETURNED

1. Dick Harris vs. Maryland (10/17/70) 6
 Randy Chastain vs. Clemson (11/24/73) 6
 Kevin Brooks vs. Arkansas (10/18/97) 6

MOST PUNT RETURN YARDS

1. Dick Harris vs. Georgia Tech (9/11/71) 143

Season

MOST KICKOFFS RETURNED

1. Boo Williams (1998) 35
 Bryce Sherman (2010) 35

MOST KICKOFF RETURN YARDS

1. Dick Harris (1970) 880

MOST KICKOFFS RETURNED FOR A TD

1. King Dixon (1957) 2
 Boo Williams (1997) 2
 Deebo Samuel (2017) 2

BEST KICKOFF RETURN AVERAGE (Min. 10)

1. Raynard Brown (1984) 31.2 (11 for 344)

BEST KICKOFF RETURN AVERAGE (Min. 15)

1. Boo Williams (1997) 29.3 (18 for 527)

MOST PUNTS RETURNED

1. Dick Harris (1971) 37

MOST PUNT RETURN YARDS

1. Ace Sanders (2012) 429

MOST PUNTS RETURNED FOR A TD

1. Dick Harris (1971) 3

BEST PUNT RETURN AVERAGE (Min. 10)

1. Bobby Bryant (1966) 18.6 (13 for 242)

Career

MOST KICKOFFS RETURNED

1. Chris Culliver (2007-10) 106
 2. Robert Brooks (1988-91) 76

MOST KICKOFF RETURN YARDS

1. Chris Culliver (2007-10) 2,476

MOST KICKOFFS RETURNED FOR A TD

1. Deebo Samuel (2015-17) 3
 2. King Dixon (1956-58) 2
 Boo Williams (1996-99) 2

BEST KICKOFF RETURN AVG. (Min. 20 Ret.)

1. Kent Hagood (1981, '83-85) 24.7 (21 for 519)

MOST PUNTS RETURNED

1. Dick Harris (1969-71) 77

MOST PUNT RETURN YARDS

1. Dick Harris (1969-71) 825

MOST PUNTS RETURNED FOR TD

1. Dick Harris (1969-71) 4
 2. Ace Sanders (2010-12) 3

BEST PUNT RETURN AVG. (Min. 15 Returns)

1. Billy Stephens (1949-51) 17.1 (18 for 309)

Year-by-Year Kick Return Leaders

Year	Player	Ret.	Yards	Avg.
1956	King Dixon	7	199	28.4
1957	King Dixon	7	293	41.9
1958	King Dixon	11	263	23.9
1959	Joe Gomes	8	189	23.6
1960	Jack Morris	6	208	34.7
1961	Jack Morris	13	375	28.9
1962	Billy Gambrell	17	421	24.7
1963	Ronnie Lamb	11	254	23.1
1964	Bobby Bryant	9	181	20.1
1965	Benny Galloway	19	463	24.4
1966	Bobby Bryant	16	334	20.9
1967	Toy McCord	11	296	26.9
1968	Don Bailey	18	425	23.6
1969	Dick Harris	21	534	25.4
1970	Dick Harris	30	880	29.3
1971	Dick Harris	22	532	24.2
1972	Tom Zipperly	12	339	28.3
1973	Jay Lynn Hodgins	15	344	22.9
1974	Jay Lynn Hodgins	10	160	16.0
1975	Bobby Halminski	21	421	20.0
1976	Casper Carter	13	338	26.0
1977	Casper Carter	11	225	20.5
1978	Horace Smith	15	311	20.7
1979	Horace Smith	17	333	19.6
1980	Horace Smith	18	368	20.4
1981	Kent Hagood	21	519	24.7
1982	Ira Hillary	11	230	20.9
1983	Anthony Smith	18	374	20.8
1984	Raynard Brown	11	344	31.2
1985	Raynard Brown	17	366	21.5
1986	Raynard Brown	27	571	21.1
1987	Sterling Sharpe	12	269	22.4
1988	Robert Brooks	28	627	22.4
1989	Robert Brooks	24	564	23.5
1990	Robert Brooks	10	246	24.6
1991	Robert Brooks	14	317	22.6
1992	Frank Adams	15	379	25.3
1993	Frank Adams	14	291	20.8
1994	Brandon Bennett	17	360	21.2
1995	Terry Cousin	26	617	23.7
1996	Terry Cousin	14	285	20.4
1997	Boo Williams	18	527	29.3
1998	Boo Williams	35	760	21.7
1999	Ryan Brewer	7	175	25.0
2000	Derek Watson	25	537	21.5
2001	Ryan Brewer	18	365	20.3
2002	Matthew Thomas	8	212	26.5
2003	Matthew Thomas	22	422	19.2
2004	Troy Williamson	7	150	21.4
2005	Carlos Thomas	21	502	23.9
2006	Carlos Thomas	15	284	18.9
2007	Chris Culliver	34	809	23.8
2008	Chris Culliver	34	821	24.1
2009	Chris Culliver	26	585	22.5
2010	Bryce Sherman	35	713	20.4
2011	Bruce Ellington	20	463	23.1
2012	Bruce Ellington	18	406	22.6
2013	Pharoh Cooper	16	359	22.4
2014	Shon Carson	31	633	20.4
2015	Rashad Fenton	14	365	26.1
2016	Deebo Samuel	16	431	26.9
2017	A.J. Tuner	11	188	17.1

Year-by-Year Punt Return Leaders

Year	Player	Ret.	Yards	Avg.
1956	King Dixon	5	67	13.4
1957	Alex Hawkins	5	43	8.6
1958	Alex Hawkins	11	133	12.1
1959	Ken Norton	6	57	9.5
1960	Tommy Pilcher	9	85	9.4
1961	Billy Gambrell	5	13	2.6
1962	Sammy Anderson	4	45	11.3
1963	Marty Rosen	9	101	11.2
1964	Bobby Bryant	10	128	12.8
1965	Bobby Bryant	11	161	14.6
1966	Bobby Bryant	13	242	18.6
1967	Toy McCord	15	159	10.6
1968	Tyler Hellams	24	214	8.9
1969	Jim Mitchell	15	186	12.4
1970	Dick Harris	30	319	10.6
1971	Dick Harris	37	362	9.8
1972	C. A. Wilson	13	172	13.2
1973	Randy Chastain	26	122	4.7
1974	Henry Laws	10	44	4.4
1975	Lance Garrett	12	47	3.9
1976	Lance Garrett	22	119	5.4
1977	Rick Sanford	14	44	3.1
1978	Horace Smith	17	61	3.6
1979	Horace Smith	15	83	5.5
1980	Troy Thomas	14	55	3.9
1981	Troy Thomas	27	304	11.3
1982	Ira Hillary	14	134	9.6
1983	Jerry Dunlap	27	354	13.1
1984	Jerry Dunlap	29	183	6.3
1985	Jerry Dunlap	17	62	3.6
1986	Sterling Sharpe	21	190	9.0
1987	Sterling Sharpe	21	179	8.5
1988	Carl Platt	22	266	12.1
1989	Carl Platt	27	166	6.1
1990	Robert Brooks	8	55	6.9
1991	Eddie Miller	13	81	6.2
1992	Terrell Harris	13	77	5.9
1993	Toby Cates	17	100	5.9
1994	Toby Cates	12	77	6.4
1995	Darrel Nicklow	22	153	7.0
1996	Corey Bridges	17	48	2.8
1997	Kevin Brooks	20	142	7.1
1998	Boo Williams	10	72	7.2
1999	Ryan Brewer	14	143	10.2
2000	Ryan Brewer	28	202	7.2
2001	Ryan Brewer	18	99	5.5
2002	Ryan Brewer	9	67	7.4
2003	Demetris Summers	9	111	12.3
2004	Noah Whiteside	18	144	8.0
2005	Kenny McKinley	18	83	4.6
2006	Kenny McKinley	17	151	8.9
2007	Captain Munnerlyn	18	165	9.2
2008	Captain Munnerlyn	18	118	6.6
2009	Stephon Gilmore	15	152	10.1
2010	Stephon Gilmore	9	47	5.2
2011	Ace Sanders	16	149	9.3
2012	Ace Sanders	28	429	15.3
2013	Pharoh Cooper	9	40	4.4
2014	Pharoh Cooper	15	75	5.0
2015	Pharoh Cooper	12	55	4.6
2016	Chris Lammons	9	71	7.9
2017	Chris Lammons	19	141	7.4

** - Minimum of 4 returns



LONGEST KICKOFF RETURNS (*-TD)

104*	Sterling Sharpe #	Duke	10/12/85
100*	Boo Williams	Vanderbilt	10/25/97
100*	Deebo Samuel	W. Carolina	11/19/16
99*	Raynard Brown	Florida State	11/10/84
98*	King Dixon	Texas	10/05/57
98*	Tom Zipperly	NC State	10/28/72
98*	Robert Brooks	Virginia Tech	10/08/88
97*	Deebo Samuel	NC State	09/02/17
97*	Deebo Samuel	Missouri	09/09/17
96*	Dick Harris	Georgia	10/31/70
96*	Rashad Fenton	LSU	10/10/15
95*	Gene Robinson	The Citadel	10/29/37
95*	Matthew Thomas	Virginia	09/07/02
94*	Al Grygo	Davidson	10/11/40
94*	Kent Hagood	Hawaii	12/05/81
94	Bennett/Richardson (85)	Clemson	11/19/94
93*	Jay Lynn Hodgins	Houston	09/21/73
91*	Frank Adams	Louisiana Tech	11/07/92
90	Don Bailey	North Carolina	09/25/68
90	Chastain/Grantz (85)	Ohio	10/20/73
90*	Boo Williams	Florida	11/15/97
89*	King Dixon	Furman	10/12/57
89	Hardin Brown	The Citadel	08/31/85
87	Duce Staley	Arkansas	09/09/95
85*	Bru Boineau	Maryland	10/12/29
85*	Todd Berry	NC State	10/29/83
84	Captain Munnerlyn	Kentucky	10/11/08
82*	Crip Rhame	Presbyterian	10/18/29
82*	Heyward King	Furman	10/12/57
80	A.J. Turner	East Carolina	09/17/16
79	Carlos Thomas	Troy	09/24/05
74	Matthew Thomas	UAB	09/20/03
73	Toy McCord	Georgia	10/07/67
73*	Terry Cousin	Louisiana Tech	09/16/95
68	Dick Harris	Tennessee	11/07/70
67	Chris Culliver	Tennessee	11/01/08
66	Derek Watson	Georgia	09/08/01
63	Duce Staley	Tennessee	10/28/95
62	Troy Williamson	Mississippi	11/01/03
61	Ryan Brewer	Wofford	10/03/01
61	Chris Culliver	Kentucky	10/10/09
60	Philip Logan	Wake Forest	11/16/74
59	Don Bailey	NC State	10/31/67
58	Horace Smith	Mississippi	10/21/78
57	Sterling Sharpe	NC State	10/31/87
57	Robert Brooks	Clemson	11/17/90
57	Frank Adams	Kentucky	09/23/93
57	Terry Cousin	Mississippi St.	10/14/95
56	Casper Carter	NC State	10/30/76
56	Brandon Bennett	East Carolina	10/08/94
55	Dick Harris	North Carolina	10/10/70
55	Victor Hampton	Arkansas	11/05/11
55	Pharoh Cooper	Clemson	11/30/13
54	Dick Harris	Virginia Tech	10/03/70
54	Kent Hagood	Virginia	10/17/81
53	Derek Watson	Georgia	09/09/00
52	Ben Garnto	Duke	09/30/67
51	Joe Gomes	Miami (Fla.)	11/13/59
51	Henry Laws	Wake Forest	10/13/73
51	Shon Carson	Georgia	09/19/15
50	Toy McCord	Florida State	11/05/66
50	Dick Harris	Virginia Tech	10/03/70
50	Chris Culliver	Vanderbilt	09/04/08
50	Bruce Ellington	Missouri	09/22/12
50	Rashad Fenton	UMass	10/22/16

LONGEST PUNT RETURNS (*-TD)

98*	Bobby Bryant	NC State	10/08/66
97*	Dick Harris	North Carolina	10/10/70
95*	Carl Brazell	Virginia	11/26/55
85*	Stan Stasica	Furman	11/15/41
84	Carroll McClain	Clemson	10/20/55
80*	Bill Jeffords	Erskine	09/29/23
77*	Bobby Bryant	Louisiana State	09/17/66

77*	Dick Harris	Georgia Tech	09/11/71
76*	Billy Stephens	Clemson	10/25/51
75*	Ed Zobel	Virginia	10/06/28
75*	Al Grygo	Clemson	10/24/40
73*	Tyler Hellams	Clemson	11/23/68
73*	Chavez Donnings	Florida	11/15/03
72*	Jim Mitchell	NC State	10/11/69
70*	Bru Boineau	The Citadel	10/31/29
70*	Ace Sanders	Georgia	10/06/12
68*	Ace Sanders	East Carolina	09/03/11
67*	Pat Watson	Virginia	10/21/67
65*	Ed Zobel	Maryland	10/12/29
65*	Darrel Nicklow	Arkansas	09/09/95
63	Jerry Dunlap	Southern Cal	10/01/83
63*	Ace Sanders	Michigan	01/01/13
62	Brandon Bennett	Alabama	10/03/92
60	Bob Wimperly	Wofford	10/15/26

59*	Sterling Sharpe	Virginia	10/17/87
59*	Dick Harris	Maryland	10/16/71
56*	Troy Thomas	Virginia	10/17/71
56*	Greg Philpot	Navy	11/12/83
55*	Crip Rhame	Maryland	10/12/29
54	Troy Thomas	Georgia	09/26/81
50*	Bob Wimberly	Erskine	10/26/25
50	Thad Rowe	Wake Forest	11/20/71
50	Carl Platt	Navy	11/12/88

— NCAA recognizes 100 yards

Year-by-Year Tackles Leaders

Year	Player	Tackles
1967	Tim Bice	90
1968	Al Usher	86
1969	Mack Lee Tharpe	52
1970	John LeHeup/Dick Harris	50
1971	Rick Brown	105
1972	Dana Carpenter	104
1973	Garry Mott	167
1974	Russ Manzari	133
1975	Bubba Shugart	136
1976	David Prezioso	142
1977	Tim Singleton	132
1978	Scott Wade	110
1979	Robert Perlotte	105
1980	Walt Kater	120
1981	Andrew Provence	161
1982	Andrew Provence	133
1983	Mike Durrah	179
1984	Paul Vogel	164
1985	Ken Robinson	131
1986	Ken Robinson	109
1987	Brad Edwards	130
1988	Rick Rabune	115
1989	Patrick Hinton	108
1990	Patrick Hinton	109
1991	Eric Brown	101
1992	Tony Watkins	94
1993	Tony Watkins	89
1994	Tony Watkins	106
1995	Ben Washington	93
1996	Arturo Freeman	99
1997	Arturo Freeman	92
1998	Ray Green	108
1999	Corey Atkins	104
2000	Rashad Faison	100
2001	Rashad Faison	104
2002	Jonathan Martin	122
2003	Jeremiah Garrison	101
2004	Rodriques Wilson	68
2005	Ko Simpson	103
2006	Jasper Brinkley	107
2007	Emanuel Cook	92
2008	Emanuel Cook	87
2009	Shaq Wilson	85
2010	Stephon Gilmore	79
2011	Antonio Allen	88
2012	Shaq Wilson	86
2013	Skai Moore	56
2014	Skai Moore	93
2015	Skai Moore	111
2016	D.J. Smith	80
2017	Skai Moore	93

Year-by-Year Interception Leaders

Year	Player	INT
1961	Ed Holler	3
1962	Billy Gambrell	2
1963	Lide Huggins	3
1964	Sonny Dickinson	5
1965	Bobby Bryant	3
1966	Wally Orrel/Stan Juk	3
1967	Wally Orrel	3
1968	Pat Watson	7
1969	Pat Watson/Dick Harris	3
1970	Bo Davies	8
1971	Dick Harris	5
1972	Neville Files	4
1973	C. A. Wilson	5
1974	Henry Laws	3
1975	Henry Laws	4
1976	Lance Garrett	4
1977	Lance Garrett	2
1978	Rick Sanford	4
1979	Robert Perlotte/Pat Bowen	3
1980	Pat Bowen/Harry Skipper	3
1981	Harry Skipper	5
1982	Chuck Finney/J.D. Fuller	3
1983	Earl Johnson	3
1984	Bryant Gilliard	9
1985	Greg Philpot	6
1986	Robert Robinson	4
1987	Brad Edwards	8
1988	Patrick Hinton	5
1989	Leon Harris	3
1990	C. Surratt/M. Landry/L. Harris	2
1991	Eric Brown	3
1992	Frank Adams	4
1993	J. Inman/M. Landry/E. Brown	1
1994	Reggie Richardson/Chris Abrams	4
1995	Five players	1
1996	Ray Green/Arturo Freeman	3
1997	Arturo Freeman	6
1998	Ray Green/Homer Torrance	2
1999	S. Brown/K. Harney/R. Green	2
2000	Sheldon Brown/Deandre Eiland	4
2001	Sheldon Brown/Andre Goodman	3
2002	Dunta Robinson	4
2003	Jeremiah Garrison/Deandre Eiland	2
2004	Ko Simpson	6
2005	Johnathan Joseph	4
2006	Stoney Woodson	3
2007	Emanuel Cook/Captain Munnerlyn	3
2008	Stoney Woodson	4
2009	Eric Norwood	2
2010	Stephon Gilmore	3
2011	Stephon Gilmore	4
2012	DeVonte Holloman/Jimmy Legree	3
2013	Skai Moore	4
2014	Brison Williams	4
2015	Skai Moore	4
2016	TJ Holloman/C. Lammons/J. King	3
2017	Skai Moore/Steven Montac	3



Game

TOTAL TACKLES

1. James Seawright vs. NC State (11/3/84) 29

SACKS

1. Jadeveon Clowney vs. Clemson (11/24/12)..... 4.5

INTERCEPTIONS

1. Bayard Pickett vs. The Citadel (12/31/49) 4
- Pat Watson vs. Wake Forest (11/9/68) 4
- Bryant Gilliard vs. Florida State (11/10/84) 4

INTERCEPTION RETURN YARDS

1. Patrick Hinton vs. NC State (10/29/88)..... 114

Season

TOTAL TACKLES

1. Mike Durrah (1983) 179
- Garry Mott (1973) 167
- Dana Carpenter (1973) 165
- Bill Cregar (1973) 164
- Paul Vogel (1984) 164

UNASSISTED TACKLES

1. Jonathan Martin (2002) 93
- Jasper Brinkley (2006) 85
- Rashad Faison (2001) 79
- Dana Carpenter (1972) 77
- Emanuel Cook (2007) 77

TACKLES FOR LOSS

1. Jadeveon Clowney (2012) 23.5
- Eric Norwood (2007) 19.5
- Rickey Hagood (1983) 16.0
- Andrew Provence (1982) 15.0
- Melvin Ingram (2011) 15.0

SACKS

1. Jadeveon Clowney (2012) 13.0
- Andrew Provence (1982) 10.0
- Melvin Ingram (2011) 10.0
- Kelcy Quarles (2013) 9.5
- Bill Janus (1978) 9.0
- Karey Johnson (1981) 9.0
- Andrew Provence (1981) 9.0
- Eric Norwood (2008) 9.0
- Melvin Ingram (2010) 9.0
- Darius English (2016) 9.0

FORCED FUMBLES

1. Bill Currier (1976) 6
- Emanuel Weaver (1981) 6
- Dante Sawyer (2017) 5

INTERCEPTIONS

1. Bryant Gilliard (1984) 9

INTERCEPTION RETURN YARDS

1. Ed Pasky (1949) 159

PASSES BROKEN UP (Since 1981)

1. Chris Major (1985) 17
- Sheldon Brown (2000) 15
- Brad Edwards (1987) 13
- Sheldon Brown (2001) 12
- Dunta Robinson (2003) 12
- JaMarcus King (2017) 12

Career

TOTAL TACKLES

1. J.D. Fuller (1979, 81-83) 405
- Andrew Provence (1980-82) 401
- Mike Durrah (1980-82) 396
- James Seawright (1981-84) 384
- Tony Watkins (1991-94) 357
- Skai Moore (2013-17) 353
- Rashad Faison (1999-02) 349
- Kenneth Robinson (1982-83, 85-86) 340
- Patrick Hinton (1987-90) 328
- Ben Washington (1994-97) 326

UNASSISTED TACKLES (Since 1982)

1. Rashad Faison (1999-02) 247
- Skai Moore (2013-17) 213
- Tony Watkins (1991-94) 204
- Patrick Hinton (1987-90) 191
- Eric Brown (1990-93) 181
- Emanuel Cook (2006-08) 179
- Jonathan Martin (2000-02) 176
- Eric Norwood (2006-09) 175
- Kenny Harney (1998-01) 165
- Marty Dye (1988-91) 164

TACKLES FOR LOSS

1. Eric Norwood (2006-09) 54.5
- Jadeveon Clowney (2011-13) 47.0
- Devin Taylor (2009-12) 35.5
- Andrew Provence (1980-82) 35.0
- Frank Wright (1981-84) 32.0
- Cecil Caldwell (1997-2000) 31.0
- Melvin Ingram (2007-11) 30.5
- Rickey Hagood (1980-82) 30.0
- Roy Hart (1983-84, 85-86) 29.0
- Rashad Faison (1999-2002) 27.5

SACKS

1. Eric Norwood (2006-09) 29.0
- Andrew Provence (1980-82) 26.0
- Jadeveon Clowney (2011-13) 24.0
- John Abraham (1996-99) 23.5
- Melvin Ingram (2007-11) 21.5
- Devin Taylor (2009-12) 18.5
- Cecil Caldwell (1997-00) 15.5
- Cliff Matthews (2007-10) 15.5
9. Stacy Evans (1993-94) 15.0
- Kalimba Edwards (1998-01) 15.0
- George Gause (2001-04) 15.0
- Darius English (2012-16) 15.0

FORCED FUMBLES

1. Jadeveon Clowney (2011-13) 9

INTERCEPTIONS

1. Bo Davies (1969-71) 14
- Skai Moore (2013-17) 14
- Dick Harris (1969-71) 12
- Henry Laws (1973-75) 11
- Robert Perlotte (1979-81) 11
- Pat Bowen (1979-82) 11
- Bryant Gilliard (1982-84) 11
- Robert Robinson (1985-88) 11
9. 7 players tied 10

INTERCEPTION RETURN YARDS

1. Patrick Hinton (1987-90) 240

PASSES BROKEN UP (Since 1981)

1. Chris Major (1983-86) 43
- Sheldon Brown (1998-01) 36
- Robert Robinson (1985-88) 33
- Rashad Faison (1999-02) 25
- Dunta Robinson (2000-03) 22

6. Brad Edwards (1984-87) 21
- Tony Watkins (1991-94) 21
- JaMarcus King (2016-17) 21
9. Andre Goodman (1998-01) 20
- Darian Stewart (2006-09) 20

LONGEST INTERCEPTION/FUMBLE RETURNS

102*	Mel Baxley	Georgia Tech	\$*09/15/73
101*	Harry Skipper	Pacific	\$#09/04/82
101*	Ed Pasky	Wake Forest	\$11/23/49
98*	Jamacia Jackson	Vanderbilt	09/04/04
94*	Dick Harris	Georgia	10/31/70
90*	Dutch Brems	Wake Forest	01/01/46
90*	Dewitt Arrowsmith	Davidson	10/14/38
83*	Patrick Hinton	NC State	10/29/88
81*	Kalimba Edwards	Tennessee	10/28/00
80*	Crip Rhame	Clemson	10/24/29
80*	Stephon Gilmore	Furman	09/18/10
78*	Buddy Frick	North Carolina	+11/06/54
75*	Bru Boineau	Clemson	10/24/29
75*	Colie Seaborn	Clemson	10/25/17

*For Touchdown \$ — NCAA recognizes 100 yards
+ — Fumble return # — Intercepted pitchout

Year-by-Year Sack Leaders

Year	Player	Sacks
1972	Jim Beard	7.0
1976	Scott Blackman/Russ Manzari	7.0
1977	John Dantonio	4.0
1978	Bill Janus	9.0
1979	Arthur Broussard	6.0
1980	Phil Ellis/Andrew Provence	7.0
1981	Andrew Provence/Karey Johnson	9.0
1982	Andrew Provence	10.0
1983	Ken Robinson	6.0
1984	Carl Hill	5.0
1985	Tony Guyton	6.5
1986	Roy Hart/Kevin Hendrix	4.0
1987	Roy Hart/Brendan McCormack	5.0
1988	David Taylor	4.0
1989	Corey Miller	7.0
1990	Troy Duke	3.5
1991	Marty Dye/Gerald Dixon/Troy Duke	4.0
1992	Ernest Dixon/Troy Duke	4.0
1993	Stacy Evans	8.0
1994	Stacy Evans	9.0
1995	Eric Sullivan	8.0
1996	John Abraham	4.0
1997	John Abraham	6.5
1998	John Abraham	7.0
1999	John Abraham	6.0
2000	Kalimba Edwards/Cecil Caldwell	7.0
2001	John Stamper	3.0
2002	George Gause	4.0
2003	Moe Thompson/George Gause	5.0
2004	George Gause	5.0
2005	Stanley Doughty/Dakota Walker	3.5
2006	Casper Brinkley/Eric Norwood	7.0
2007	Eric Norwood	6.0
2008	Eric Norwood	9.0
2009	Eric Norwood/Cliff Matthews	7.0
2010	Melvin Ingram	9.0
2011	Melvin Ingram	10.0
2012	Jadeveon Clowney	13.0
2013	Kelcy Quarles	9.5
2014	Gerald Dixon/Jordan Diggs	2.0
2015	Darius English	4.5
2016	Darius English	9.0
2017	D.J. Wonnum	6.0

