

SOUTH CAROLINA WOMEN'S BASKETBALL 2018-19

Dir. Communications/PR: Diana Koval | Office: 803.777.7977 | Cell: 314.369.6050 | Email: dkoval@mailbox.sc.edu | Twitter: @DianaKovalSID
Website: www.GamecocksOnline.com | Twitter: @GamecockWBB | Instagram: @GamecockWBB | Facebook: @GamecockWBB

Game 30 - SEC Tournament Quarterfinal March 8, 2019 • Greenville, S.C. • Bon Secours Wellness Arena

Schedule/Results

Nov. 2	Lander (Exh.)	W, 100-62
Nov. 11	at Alabama State	W, 94-38
Nov. 15	Clemson (SECN)	W, 69-57
Nov. 18	#9/10 Maryland (ESPN)	L, 61-85
<i>Vancouver Showcase</i>		
Nov. 22	vs. ETSU	W, 101-55
Nov. 23	vs. #9/8 Oregon St	L, 68-70
Nov. 24	vs. Drake	L, 85-90

Nov. 28 Dayton (SECN+) W, 65-55

SEC/Big 12 Challenge
Dec. 2 #4/5 Baylor (ESPN2) L, 69-94

Dec. 5	Appalachian State (SECN+)	W, 80-50
Dec. 9	at Duke	Cancelled
Dec. 16	at Purdue (ESPN2)	W, 82-73 (2ot)
Dec. 21	Temple (SECN)	W, 88-60
Dec. 30	Furman (SECN+)	W, 66-53
Jan. 3	at #21/21 Texas A&M* (SECN)	W, 60-57
Jan. 6	Alabama* (ESPNU)	W, 62-59
Jan. 10	Florida* (SECN+)	W, 71-40
Jan. 13	at LSU* (SECN)	W, 76-53
Jan. 17	at #7/6 Miss. State* (ESPN)	L, 74-89
Jan. 21	#25/- Missouri* (ESPN2)	W, 79-65
Jan. 28	Vanderbilt* (SECN)	W, 80-69
Jan. 31	at #19/15 Kentucky* (SECN)	W, 74-70
Feb. 3	at Arkansas* (SECN)	W, 87-79
Feb. 7	Ole Miss* (SECN+)	W, 76-42
Feb. 11	at #4/5 UConn (ESPN2)	L, 79-97
Feb. 14	Georgia* (SECN)	W, 65-57
Feb. 17	at Florida* (SECN+)	W, 96-77
Feb. 21	#16/17 Kentucky* (SECN)	L, 57-65
Feb. 24	at Tennessee* (ESPN2)	W, 82-67
Feb. 28	at Auburn* (SECN+)	W, 73-66
Mar. 3	#5/5 Mississippi St.* (ESPN2)	L, 64-68

<i>SEC Tournament (Greenville, S.C.)</i>		
Mar. 8	Georgia/Arkansas (SECN)	6 p.m.
Mar. 9	Semifinals (ESPNU)	Approx. 7:30 p.m.
Mar. 10	Final (ESPN2)	2 p.m.

All Times Listed as Eastern and are subject to change
* indicates SEC Game

TV outlet listed in parentheses - SECN is SEC Network; SECN+ is SEC Network online via ESPN app

"Own It"

For 2018-19, South Carolina head coach Dawn Staley picked the theme "Own It" for her team. Accountability has always been a central tenet to her basketball program, and, as always, the theme's meaning extends to the four-time national attendance leading fanbase, which has embraced the program - taken ownership of supporting and promoting it throughout the state and the nation.

South Carolina Gamecocks 21-8, 13-3 SEC



Ranking: 12/13 (AP/Coaches)
Head Coach: Dawn Staley
Record at SC: 271-95 (11th)
Career Record: 443-175 (19th)
Top Scorer: T. Cooper (11.9)
Top Rebounder: A. Jennings (6.2)

VS



Arkansas Razorbacks 17-13, 6-10 SEC



Georgia Lady Bulldogs 18-11, 9-7 SEC

Game Information

Single-Session Tickets: \$15-25

Broadcast: SEC Network (Pam Ward, ppx; Carolyn Peck, analyst; Steffi Sorenson, sideline)

South Carolina Radio: 107.5 The Game (Brad Muller)
SEC Radio: Sirius 138 / XM 191 / App Channel 962
Live Stats: SECsports.com

Series History

South Carolina Record vs. Arkansas	18-17
At Neutral Site	1-2
In Columbia	10-5
In Fayetteville	7-10
Staley Era	10-3
Current Streak	Won 10

South Carolina Record vs. Georgia	17-33
At Neutral Site	5-4
In Columbia	7-14
In Athens	5-15
Staley Era	11-3
Current Streak	Won 10














South Carolina Notables

- South Carolina women's basketball is in the midst of its most successful era, claiming at least 20 wins for the eighth-straight season. The Gamecocks have played in the NCAA Elite Eight three times in the last four seasons, including winning the 2017 National Championship, and have been ranked in the AP Top 25 for 129 consecutive weeks, the fifth-longest active streak in the nation. In SEC action, Staley has led the Gamecocks to four SEC regular-season titles and the last four SEC Tournament championships - first in league history to win four straight tournament crowns.
- The Gamecocks finished in the top two of the SEC for the sixth-straight season and played for the league regular-season title on Sunday. After opening the season 4-4 against a schedule that featured three top-10 foes, South Carolina won 13 of its next 14 to climb as high as #11 in the Associated Press Poll. All eight of the Gamecocks' losses have been to teams ranked in this week's top 25 with an average RPI of 13.
- South Carolina's offense is dangerous because it comes from so many places - inside and outside AND from any number of scorers. On the season, 10 different Gamecocks have led the team in scoring at least once - nine in SEC games - and eight have scored 15 or more points in an SEC game at least once. Five Gamecocks averaged double-figure points in SEC play this season.
- Five Gamecocks picked up postseason honors from the SEC coaches, including three members of the All-SEC Second Team - Te'a Cooper, Tyasha Harris and Alexis Jennings. Destanni Henderson and Victoria Saxton were on the SEC All-Freshman Team. Harris went on to earn second-team recognition from the Associated Press as well.
- Junior point guard Tyasha Harris powered down the stretch of SEC action with five straight double-figure scoring games and three double-doubles during the stretch. She averaged 13.2 points, 8.8 assists, 4.8 rebounds and 1.8 steals over the last five games as the Gamecocks played for their share of the regular-season crown.
- Junior Mikiah Herbert Harrigan tied for second in the SEC in blocks per league game (2.1) - matching the SEC Defensive Player of the Year's numbers - but was not part of the SEC All-Defensive Team. She turned in 12 games of three or more blocks, including six in SEC action.

Gamecocks in the SEC

SEC Overall	SEC Rank		SEC Rank	SEC Only
75.3	2nd	Points Per Game	2nd	73.5
65.5	9th	Opp. Points Per Game	6th	63.9
.433	4th	Field Goal %age	5th	.436
.392	5th	Opp. Field Goal %age	3rd	.382
.331	5th	3-Pt. Field Goal %age	6th	.319
6.0	6th	3-Pt. FG Made/Game	6th	5.1
.300	6th	Opp. 3-Pt. Field Goal %age	2nd	.277
.722	8th	Free Throw %age	5th	.730
14.7		FTs Made Per Game		14.0
+2.1	7th	Rebounding Margin	5th	+2.5
13.2	7th	Assists Per Game	6th	12.6
+2.3	5th	Turnover Margin	5th	+1.0
8.6	6th	Steals Per Game	7th	7.5
6.4	1st	Blocks Per Game	1st	5.9

2018-19 South Carolina Media Roster

0		Nelly Perry 5-10 • R-Sr. • Guard • Camden, N.J. PPG 3.8 RPG 2.2 APG 1.0 FG% .366 FT% .560	LAST GM: 6 pts, 3 rebs, 7 mins vs. Miss. St. NOTABLE: Grad transfer ... good decision-maker ... 3 10+ scoring games ... two starts this season, including at Auburn ... reached 1,000 career points vs. Miss. St. (Mar. 3).	Career Highs Pts: 35 vs. Boston Coll., 2/18/16* Ast: 8 vs. La. Tech, 11/22/16* Stl: 4, 2x, vs. Maine, 12/2/16* * indicates set prior to transfer to Carolina
1		Bianca Cuevas-Moore 5-6 • R-Sr. • Guard • Bronx, N.Y. kway-VAHS PPG 8.9 RPG 1.1 APG 0.7 FG% .367 FT% .742	LAST GM: 9 pts, 1 asst, 1 stl vs. Miss. St. NOTABLE: Speedy, dynamic guard ... disruptive on defense ... missed 17-18 with injury ... debut vs. ETSU, started last 15 games ... vs. SEC - 10.4 ppg, 38.5% FG, 35.6 3FG%.	Career Highs Pts: 28 at Tennessee, 2/24/19 Reb: 6, 2x, at Georgia, 1/26/17 Ast: 7 at Auburn, 1/5/17 Stl: 6 at Texas A&M, 2/23/17
2		Te'a Cooper 5-8 • Jr. • Guard • Powder Springs, Ga. TAY-uh PPG 11.9 RPG 2.4 APG 2.4 FG% .414 FT% .784	LAST GM: 5 pts, 1 reb, 2 blks vs. Miss. St. NOTABLE: Aggressive on both ends ... just 19 mins in last five games, missing 3 with illness (UF) and injury (AU, TN) ... top scorer 10x ... five 20-point games ... vs. ranked - 15.1 ppg.	Career Highs Pts: 31 vs. Drake, 11/24/18 Ast: 6, 4x, at Miss. State, 1/17/19* Stl: 4, 4x, vs. Arkansas, 2/4/16* * indicates set prior to transfer to Carolina
3		Destanni Henderson 5-8 • Fr. • Guard • Fort Myers, Fla. DES-tuh-nee PPG 5.8 RPG 1.4 APG 1.3 FG% .381 FT% .418	LAST GM: 2 pts, 7 mins vs. Miss. St. NOTABLE: Smooth guard with great speed ... 7 games of 10+ pts (6 SEC) ... vs. SEC - 7.5 ppg ... SEC All-Freshman Team ... 2018 McDonald's All-American.	Career Highs Pts: 19 at Arkansas, 2/3/19 Reb: 6 vs. Kentucky, 2/21/19 Ast: 4 vs. Georgia, 2/14/19 Stl: 2, 2x, vs. Georgia, 2/14/19
4		Doniyah Cliney 6-0 • Sr. • Guard • Newark, N.J. dawn-YAY CLY-nee PPG 4.3 RPG 3.2 APG 1.0 FG% .471 FT% .771	LAST GM: 1 reb, 2 stls vs. Miss. St. NOTABLE: Veteran who has both started and come off bench ... delivers when number is called ... 4 starts in last 5 games ... last 6 games - 7.0 ppg, 60.0% FG, 4-of-6 3FG	Career Highs Pts: 16, 2x, at Tennessee, 2/21/19 Reb: 9, 2x, at Arkansas, 2/3/19 Ast: 6, 2x, vs. Kentucky, 2/2/17 Stl: 5 vs. Alabama St., 11/10/17
5		Victoria Saxton 6-1 • Fr. • Forward • Rome, Ga. vic-TAR-ee-uh PPG 4.3 RPG 3.0 BPG 1.3 FG% .578 FT% .567	LAST GM: 5 mins vs. Miss. St. NOTABLE: Athletic, nose for the ball ... building strength ... vs. SEC - 4.9 ppg, 3.4 rpg, 62.2 FG% ... 5x 3+ blocks (2 SEC) ... top-50 in 2018 class ... SEC All-Freshman Team.	Career Highs Pts: 19 at Arkansas, 2/3/19 Reb: 9 at Arkansas, 2/3/19 Blk: 5 vs. Clemson, 11/15/18 Stls: 3 at Alabama St., 11/11/18
10		Bianca Jackson 5-10 • So. • Guard • Montgomery, Ala. PPG 4.0 RPG 1.8 APG 0.8 FG% .345 FT% .714	LAST GM: 3 pts, 1 asst, 1 stl vs. Miss. St. NOTABLE: Handy outside shooter ... adjusting to less playing time due to depth at guard position ... 3 10+ point games ... key to last 2 wins with 5.0 rpg and 27.0 mins/gm.	Career Highs Pts: 20 vs. UConn, 2/1/18 Reb: 10 vs. CofC, 12/5/17 Ast: 7 at Clemson, 11/16/17 Stl: 6 vs. ETSU, 11/22/18
21		Mikiah Herbert Harrigan 6-2 • Jr. • For. • Pembroke Pines, Fla. muh-KEE-uh PPG 9.5 RPG 5.1 BPG 2.0 FG% .451 FT% .800	LAST GM: 13 pts, 11 rebs, 4 blks vs. Miss. St. NOTABLE: Dynamic, athletic, good shooter ... 39th in nation in bpg ... vs. SEC - 10.4 ppg, 5.6 rpg, 47.2 FG%, 2.1 bpg ... 12 games of 3+ blocks ... 14 games of 10+ points (10 SEC).	Career Highs Pts: 21 vs. Savannah St., 12/17/17 Reb: 16 at Texas A&M, 1/3/19 Ast: 4 at Purdue, 12/16/18 Blk: 6 at Texas A&M, 1/3/19
23		LaDazhia Williams 6-2 • So. • Forward • Bradenton, Fla. luh-DAY-zhuh PPG 1.6 RPG 2.2 BPG 0.4 FG% .375 FT% .444	LAST GM: 1 pt, 1 reb, 7 mins at Florida NOTABLE: Versatile big, becoming more efficient offensively ... working for time in crowded frontcourt ... played in 17 games this season.	Career Highs Pts: 11 vs. W. Carolina, 11/30/17 Reb: 8, 2x, vs. App State, 12/5/18 Ast: 1, 2x, vs. App State, 12/5/18 Blk: 2, 3x, vs. App State, 12/5/18
24		LeLe Grissett 6-0 • So. • Forward • Durham, N.C. LEE-lee grih-SET PPG 3.6 RPG 4.1 BPG 0.5 FG% .582 FT% .571	LAST GM: 1 rebvs. Miss. St. NOTABLE: Lithe, agile, active ... high motor/energy player ... key to full-court pressure ... 1st career dbl-dbl vs. #4/5 Baylor (Dec. 2) ... has played limited minutes in last 9 games.	Career Highs Pts: 22 at Vanderbilt, 1/18/18 Reb: 10 vs. Baylor, 12/2/18 Ast: 3, 4x, at Ala. St., 11/11/18 Stl: 4 vs. Alabama St., 11/10/17
32		Elysa Wesolek 6-1 • Fr. • Forward • Charleston, S.C. uh-LISS-uh WES-uh-leck PPG 2.3 RPG 1.0 APG 0.1 FG% .389 FT% .857	LAST GM: 1 min at Florida NOTABLE: Missed 4 games with ankle sprain, back vs. Vandy ... 1st 10+ point game vs. ETSU ... 2018 SCISA Miss Basketball, 2017 SCISA 3A POY ... helped HS to 3 state titles.	Career Highs Pts: 10 vs. ETSU, 11/22/18 Reb: 2, 3x, vs. ETSU, 11/22/18 Ast: 1 vs. ETSU, 11/22/18 Stl: 1 vs. Clemson, 11/15/18
35		Alexis Jennings 6-2 • Sr. • Forward • Madison, Ala. PPG 11.0 RPG 6.2 BPG 1.1 FG% .557 FT% .718	LAST GM: 6 pts, 9 rebs, 4 blks vs. Miss. St. NOTABLE: Leads team in rpg, 2nd in ppg ... team-high 18 games of 10+ pts ... 4 double-doubles ... vs. SEC - 11.8 ppg (24th), 7.1 rpg (13th), 1.3 bpg (5th) ... 2nd-Team All-SEC.	Career Highs Pts: 28 vs. Morehead St., 11/18/15* Reb: 16 vs. Texas A&M, 2/28/16* Stl: 3, 5x, at Florida, 2/17/19 * indicates set prior to transfer to Carolina
52		Tyasha Harris 5-10 • Jr. • Guard • Noblesville, Ind. ty-A-shuh PPG 10.7 RPG 3.7 APG 5.3 FG% .393 FT% .833	LAST GM: 20 pts, 3 assts, 4 stls vs. Miss. St. NOTABLE: Solid decision-maker ... 28th in nation in apg, 14th A:TO (2.9) ... 8.8 apg, 13.2 ppg in last 5 gms ... 3 double-doubles ... Lieberman Top 10 and Staley Award Watch List.	Career Highs Pts: 28 vs. Tennessee, 1/14/18 Reb: 13 vs. Arkansas, 1/25/18 Ast: 14 at Tennessee, 2/21/19 Stl: 6, 2x, vs. Sav. St., 12/17/17

Quick Facts

The University

Location: Columbia, S.C.

Founded: 1801

Enrollment: 34,731

Colors: Garnet (PMS 202C) and Black

Nickname: Gamecocks

Conference: Southeastern

President: Dr. Harris Pastides

Athletics Director: Ray Tanner

Facility: Colonial Life Arena (18,000)

Coaching Staff

Head Coach: Dawn Staley

Alma Mater: Virginia, 1992

Overall Record: 443-175 (19th season)

School Record: 271-95 (11th season)

Assoc. Head Coach, Alma Mater:

Lisa Boyer, Ithaca, 1979 (11th season)

Assistant Coaches, Alma Mater:

Fred Chmiel, Excelsior, 2001 (4th season)

Jolette Law, Iowa, 1990 (2nd season)

Team Information

2017-18 Record: 29-7

Home: 15-2 Away: 8-3 Neutral: 6-2

SEC Record (Finish): 12-4 (T-2nd)

Home: 7-1 Away: 5-3

Letterwinners Returning/Lost: 8/3

Starters Returning/Lost: 4/1

Program History

First Year of Women's Basketball: 1974-75

All-Time Record: 851-524 (45th season)

All-Time SEC Record: 186-67 (28th season)

NCAA Appearances (Last): 15 (2018)

NCAA Tournament Record: 28-14

2018 NCAA Result: Elite Eight, L, 65-94, vs. UConn, Albany, N.Y.

WNIT Appearances (Last): 4 (2011)

WNIT Record: 3-4

Media Relations

Women's Basketball Contact: Diana Koval

Office: 803.777.7977

Cell: 314.369.6050

Email: dkoval@mailbox.sc.edu

Press Row Phone: 803.777.6182

Athletics Department on the Web

Website: GamecocksOnline.com

Twitter: @GamecocksOnline

Instagram: @GamecocksOnline

Facebook: Facebook.com/GamecocksOnline

YouTube: YouTube.com/GamecocksOnline

Women's Basketball on Social Media

Twitter: @GamecockWBB

Instagram: @GamecockWBB

Facebook: @GamecockWBB

Head Coach on Social Media

Twitter: @DawnStaley

Instagram: @Staley05

Current Streaks

	Total	Home	Road	Neut.
Overall	L1	L2	W3	L2
SEC	L1	L2	W5	—
Non-Conference	L1	W4	L1	L2
Ranked Teams	L3	L2	L1	L2

By the Numbers

- Gamecocks who averaged double-figure points in SEC play
- Consecutive seasons the Gamecocks have finished either first or second in the SEC
- Assists needed by Tyasha Harris to move into the program's all-time top five in career assists
- Gamecocks who scored 15 or more points in at least one SEC game this season
- Gamecocks who led the team in scoring in an SEC game at least once this season
- Average ranking of the opponent in the Gamecocks' eight losses this season, including six top-10 teams
- Different Gamecock starting lineups this season
- Points needed by Bianca Cuevas-Moore to reach 1,000 in her career

Arkansas Series Notes

After winning 10 straight and 11 of the last 12 in the series, the Gamecocks have taken the lead in the all-time series with Arkansas, 18-17. South Carolina has played the Razorbacks in the SEC Tournament three times, with the lone win over Arkansas coming on the road to the Gamecocks' first SEC Tournament title in 2015.

In the regular-season meeting between these teams in Fayetteville on Feb. 3, South Carolina needed a huge fourth quarter to secure the 87-79 victory. After trailing after each of the first three quarters, the Gamecocks poured in 35 points on 57.1 percent shooting in the final 10 minutes. Freshmen Destanni Henderson and Victoria Saxton responded to the lead of point guard Tyasha Harris early in the period with all three finishing with at least 10 points in the final quarter alone.

Carolina's results vs. Arkansas since Staley's arrival:

Date	W/L	Score	Site	Rank (SC/ARK)
2/3/19	W	87-79	A	16/-
1/25/18	W	90-42	H	9/-
2/5/17	W	79-49	A	4/-
1/3/16	W	85-32	H	2/-
3/6/15	W	58-36	N	3/-
2/19/15	W	73-56	A	2/-
2/9/14	W	67-49	H	6/-
1/2/14	W	55-51	A	13/-
1/27/13	W	43-40	A	18/-
2/26/12	W	53-47	H	-/-
2/9/12	L	47-68	A	24/-
2/6/11	W	64-62 (ot)	A	-/-
2/14/10	L	68-72	H	-/-
2/12/09	L	54-58	A	-/-

Georgia Series Notes

Georgia leads the series 33-17, but the Gamecocks

have won the last 10 meetings and 11 of the last 12 border battles.

In the Dawn Staley era (beginning 2008-09), South Carolina leads the series 13-6 with at least one team ranked in 16 of those games, including six games in which both teams were ranked.

In the Staley era, the series has been notoriously low scoring with just three games seeing a team score 70 points and four games with neither team reaching 60 points. During this segment of the series, the Gamecocks averaged 58.9 points while the Lady Bulldogs average 53.9 points.

This season, the Gamecocks edged away from the Lady Bulldogs a few points each quarter en route to a 65-57 win on Feb. 14. After Georgia used a 7-0 run to open the fourth quarter and tie the game 53-53, five different Gamecocks scored and three others combined to hold Georgia to one shot on the other end to close the game on a 12-4 surge to victory.

Carolina's results vs. Georgia since the arrival of Staley:

Date	W/L	Score	Site	Rank (SC/GA)
2/14/19	W	65-57	H	11/-
3/3/18	W	71-49	N	8/-
2/15/18	W	77-65	A	8/20
3/3/17	W	72-48	N	5/-
1/26/17	W	62-44	A	5/-
1/12/17	W	66-63	H	5/-
2/18/16	W	61-51	H	3/-
2/5/15	W	58-35	A	1/22
3/7/14	W	67-48	N	5/-
2/27/14	W	67-56	N	4/-
1/13/13	L	40-42	A	18/13
3/2/12	W	59-55	N	25/16
2/16/12	L	49-61	H	25/18
3/4/11	L	34-66	N	-/-
1/27/11	W	57-48	H	-/20
1/2/11	L	51-61	A	-/-
2/25/10	L	49-65	N	-/24
2/7/10	W	52-42	A	-/14
1/11/09	L	63-69	A	-/-

Neutral Stance

The Gamecocks are 122-87 all-time on a neutral court, including a 67-23 mark in regular-season contests. South Carolina head coach Dawn Staley is 44-21 in games played at neutral sites.

SEC Tournament Tales

South Carolina is 20-23 all-time in the SEC Tournament since joining the league for the 1991-92 season. In her 11 trips to the event, head coach Dawn Staley is 17-6 with four championships. The Gamecocks

Gamecocks in the Rankings

(thru games of 3/4)

Team	SEC	NCAA	Actual
Scoring Offense	2	32	75.3
Scoring Defense	9	196	65.5
Scoring Margin	4	50	+9.8
Field Goal Percentage	4	54	.433
Field Goal %age Def.	5	132	.392
3-Point FG %age	5	102	.331
3-Point FG %age Def.	6	107	.300
3-Point FG Made/Gm.	6	164	6.0
Free Throw Percentage	4	89	.722
Rebounding Offense	6	106	39.0
Rebounding Defense	10	—	36.9
Rebounding Margin	7	131	+2.1
Assists Per Game	7	158	13.2
Steals Per Game	6	104	8.6
Turnover Margin	5	70	+2.3
Turnovers Per Game	—	53	13.7
Assist-to-Turnover Ratio	5	94	1.0
Blocked Shots Per Game	1	3	6.4
Home Attendance Avg.	1	1	11,542

Te'a Cooper	SEC	NCAA	Actual
Scoring	27	—	11.9
Free Throw Percentage	7	144	.784

Tyasha Harris	SEC	NCAA	Actual
Assists Per Game	2	28	5.3
Steals Per Game	10	238	1.7
Assist-to-Turnover Ratio	3	14	2.9

M. Herbert Harrigan	SEC	NCAA	Actual
Blocked Shots Per Game	3	39	2.0

Alexis Jennings	SEC	NCAA	Actual
Points Per Game	29	—	11.0
Rebounds Shots Per Game	19	—	6.2
Blocked Shots Per Game	10	194	1.1

Victoria Saxton	SEC	NCAA	Actual
Blocked Shots Per Game	8	130	1.3

have reached the tournament semifinals six times in the last seven seasons and have won the tournament in each of their four trips to the championship game. Reigning champion South Carolina is the only program in league history to win four consecutive SEC Tournament titles.

Staley Staying Power

South Carolina head coach Dawn Staley is in her 11th season at the helm after guiding the Gamecocks into the postseason eight times, including the 2017 National Championship and six other Sweet 16 berths.

With a .716 (443-175) winning percentage over her 19 seasons as a head coach, Staley is 17th among active NCAA Div. I head coaches with at least 10 years of experience and is the best among SEC head coaches.

Staley is the third-longest tenured coach currently in the SEC and averages 11.1 league wins per season – the best all-time among coaches with at least eight seasons in the league. During the Gamecocks' last six seasons of dominance in the league (regular-season champions 2014-19), the program won 12.3 conference games per season.

With her 100th SEC regular-season victory coming against Auburn on Jan. 11, 2018, Staley became the eighth league head coach all-time to record at least 100 such wins with one school. Her 122 SEC regular-season wins rank her second among active SEC coaches in victories and eighth all-time, while her .701 (122-52) winning percentage is second all-time to Pat Summitt among coaches who spent at least eight seasons in the league.

Ranking Review

The Gamecocks are ranked 12th in this week's AP Poll, marking their 129th consecutive week in that poll, the fifth-longest active streak in the nation. In those 129 weeks, the Gamecocks spent 91 in the top 10, including 63 in the top five and 12 at No. 1.

South Carolina moved back into the USA Today Coaches' Poll on Jan. 8 after a four-week hiatus. The

Team Specialty Stats

South Carolina-Opponent

		Pts. in Paint	Pts. Off TOs	2nd Chance Pts	Fast Break Pts
11/10	at Ala. St.	34-8	34-4	22-8	36-0
11/15	Clemson	28-46	29-20	8-15	15-10
11/18	Md.	40-44	22-19	14-19	19-10
11/22	vs. ETSU	32-24	27-16	12-14	10-4
11/23	vs. OSU	38-30	21-4	16-6	6-0
11/24	vs. Drake	42-48	17-13	10-3	6-6
11/28	Dayton	18-32	14-6	8-2	8-5
12/2	Baylor	28-52	16-19	12-13	11-14
12/5	App. St.	28-16	8-3	20-11	2-3
12/16	at Purdue	44-24	27-15	16-16	14-10
12/21	Temple	22-28	13-12	15-18	17-2
12/30	Furman	32-28	21-22	9-7	4-11
1/3	at TAM	39-20	10-21	10-11	10-6
1/6	Ala.	36-28	17-17	8-18	6-10
1/10	Fla.	32-16	15-15	17-6	9-4
1/13	at LSU	34-32	18-6	10-10	8-2
1/17	at MSU	22-44	15-15	6-23	5-6
1/21	Mizz.	32-28	23-12	18-6	9-4
1/28	Vandy	50-40	20-11	5-12	23-5
1/31	at Ky.	44-28	16-16	19-18	10-0
2/3	at Ark.	42-40	10-12	19-13	10-16
2/7	Miss.	36-18	15-9	13-5	11-4
2/11	at UConn	30-50	10-10	5-15	15-17
2/14	Ga.	32-34	12-14	12-9	4-6
2/17	at Fla.	46-40	19-9	10-15	12-4
2/21	Ky.	24-18	16-19	13-15	8-8
2/24	at Tenn.	50-46	17-3	9-19	16-4
2/28	at Aub.	34-32	13-11	14-11	4-4
3/3	MSU	30-34	15-12	10-21	8-9
<i>Season Avg.</i>		<i>34.9-31.5</i>	<i>17.6-12.6</i>	<i>12.4-12.4</i>	<i>11.9-7.0</i>
<i>SEC Avg.</i>		<i>36.4-31.1</i>	<i>15.7-12.6</i>	<i>12.1-13.2</i>	<i>9.6-5.8</i>

Starters vs. Bench Points

		SC Starters	Opp. Starters	SC Bench	Opp. Bench
11/10	at Ala. St.	55	25	39	13
11/15	Clemson	42	43	27	14
11/18	Md.	42	75	19	10
11/22	vs. ETSU	42	31	59	24
11/23	vs. OSU	51	52	17	18
11/24	vs. Drake	67	42	18	48
11/28	Dayton	43	52	22	3
12/2	Baylor	48	73	21	21
12/5	App. St.	44	41	36	9
12/16	at Purdue	57	60	25	13
12/21	Temple	43	48	45	12
12/30	Furman	46	32	20	21
1/3	at TAM	50	57	10	0
1/6	Ala.	44	55	18	4
1/10	Fla.	52	29	19	11
1/13	at LSU	49	33	27	20
1/17	at MSU	62	69	20	12
1/21	Mizz.	67	42	12	23
1/28	Vandy	71	52	9	17
1/31	at Ky.	67	63	7	7
2/3	at Ark.	47	70	40	9
2/7	Miss.	33	17	43	25
2/11	at UConn	73	95	6	2
2/14	Ga.	24	42	41	15
2/17	at Fla.	71	57	25	30
2/21	Ky.	41	55	16	10
2/24	at Tenn.	74	54	8	13
2/28	at Aub.	50	64	23	2
3/3	MSU	40	68	24	0
<i>Season Avg.</i>		<i>51.6</i>	<i>51.6</i>	<i>23.7</i>	<i>13.9</i>
<i>SEC Avg.</i>		<i>52.6</i>	<i>51.7</i>	<i>20.9</i>	<i>12.2</i>

Games Led Team In...

*(Tied for team lead in each category included; * indicates includes games prior to transfer to SC)*

Scoring	2018-19	Career	Record
Te'a Cooper	10	14*	9-5
Alexis Jennings	5	15*	13-2
M. Herbert Harrigan	5	7	5-2
Bianca Cuevas-Moore	4	8	7-2
Tyasha Harris	3	6	3-3
Destanni Henderson	3	3	2-1
Nelly Perry	1	25*	6-19
Bianca Jackson	1	3	1-2
Doniyah Cliney	1	1	1-0
Victoria Saxton	1	1	1-0

Rebounding	2018-19	Career	Record
Alexis Jennings	11	26*	19-7
LeLe Grissett	8	9	6-3
M. Herbert Harrigan	7	8	7-1
Doniyah Cliney	2	5	4-1
Victoria Saxton	2	2	2-0
LaDazhia Williams	1	2	2-0
Nelly Perry	2	2	2-0
Te'a Cooper	1	1	0-1
Tyasha Harris	1	2	2-0

Assists	2018-19	Career	Record
Tyasha Harris	22	69	57-12
Te'a Cooper	5	15*	8-7
Nelly Perry	1	40*	14-26
Doniyah Cliney	1	7	6-1
Bianca Jackson	1	3	1-2
Destanni Henderson	1	1	1-0
Bianca Cuevas-Moore	0	18	17-1
Alexis Jennings	0	2*	1-1
M. Herbert Harrigan	0	1	1-0

Miscellaneous Stats

Double-Doubles	2018-19	Career	Record
Alexis Jennings	4	17*	13-4
Tyasha Harris	3	9	8-1
M. Herbert Harrigan	3	3	2-1
LeLe Grissett	1	1	0-1
Nelly Perry	0	1*	1-0

30+ Points	2018-19	Career	Record
Te'a Cooper	1	1*	0-1
Nelly Perry	0	1*	0-1

20+ Points	2018-19	Career	Record
Te'a Cooper	5	8*	4-4
Bianca Cuevas-Moore	2	5	4-1
Tyasha Harris	2	5	3-2
Alexis Jennings	1	9*	9-0
Nelly Perry	0	10*	2-8
LeLe Grissett	0	1	1-0
M. Herbert Harrigan	0	1	1-0
Bianca Jackson	0	1	0-1

10+ Points	2018-19	Career	Record
Alexis Jennings	18	72*	54-18
Tyasha Harris	18	43	35-8
M. Herbert Harrigan	14	30	24-6
Te'a Cooper	14	29*	21-8
Bianca Cuevas-Moore	9	36	32-4
Destanni Henderson	8	8	7-1
Doniyah Cliney	5	19	15-3
Bianca Jackson	4	14	12-2
Nelly Perry	3	46*	22-24
Victoria Saxton	2	2	2-0
LeLe Grissett	1	5	3-2
Elysa Wesolek	1	1	1-0
LaDazhia Williams	0	1	1-0

10+ Rebounds	2018-19	Career	Record
Alexis Jennings	4	19*	14-5
M. Herbert Harrigan	3	5	4-1
LeLe Grissett	1	1	0-1
Bianca Jackson	0	1	1-0
Nelly Perry	0	1*	1-0

5+ Assists	2018-19	Career	Record
Tyasha Harris	18	52	46-6
Te'a Cooper	2	5*	4-1
Nelly Perry	1	13*	8-5
Destanni Henderson	1	1	1-0
Bianca Cuevas-Moore	0	9	9-0
Doniyah Cliney	0	6	6-0
Bianca Jackson	0	1	1-0

5+ Steals	2018-19	Career	Record
Bianca Cuevas-Moore	1	4	4-0
Bianca Jackson	1	1	1-0
Tyasha Harris	0	3	3-0
Doniyah Cliney	0	1	1-0

5+ Blocks	2018-19	Career	Record
M. Herbert Harrigan	2	2	2-0
Victoria Saxton	1	1	1-0
Alexis Jennings	0	1*	1-0

Gamecocks are 13th in that poll this week.

Schedule Stats

After a non-conference slate that included games against three top-10 opponents, the Gamecocks' SEC slate has only bolstered their strength of schedule, which is ninth in the nation.

The Gamecocks have played 12 games against teams currently in the RPI top 50, including 10 in the top 25. Seven of those 12 games took place either on the road (5) or at a neutral site (2). South Carolina's current RPI is 17.

Overall this season, South Carolina's schedule includes 10 games against teams ranked in this week's AP and/or USA Today Coaches Poll, including six against top-10 foes – #1/1 Baylor, #2/2 UConn, #5/5 Mississippi State (twice), #8/8 Maryland, #11/9 Oregon State, #13/14 Kentucky (twice), #15/18 Texas A&M and #22/23 Drake. Six of those 10 were on the road or at a neutral site.

Ranked Readings

With a 3-7 mark so far season, South Carolina is 62-59 against nationally ranked opponents under head coach Dawn Staley, although that record is skewed by the early seasons of her tenure.

The Gamecocks are 47-20 versus ranked foes since the start of the 2014-15 campaign. South Carolina is 18-15 against top-10 opponents during that time, including a 4-10 mark against top-five foes.

Junior guard Te'a Cooper is the leading scorer in the Gamecocks' 10 games against ranked opponents with 15.1 points per game to go with 2.8 assists per game. With that combination of scoring and assisting, she has her hands on 21.6 points per game against ranked teams. Alexis Jennings' team-high 7.8 rebounds per game against ranked foes are 1.6 more than her season average.

SEC Stories

Head coach Dawn Staley has built the Gamecocks into a consistent SEC contender with four regular-season titles in the last six seasons, shirking decades of difficulty in the nation's best women's basketball conference.

In her 11th SEC season at the helm, Staley boasts a 122-52 (.701) conference regular-season record and has finished outside the league's top five just twice – an unprecedented achievement for a program that had finished INSIDE the top five only two times in the previous 17 seasons. Staley's 122 wins include eight seasons of double-digit league victories – 10 in 2012; 11 in 2013; 14 in 2014; 15 in 2015; 16 in 2016; 14 in 2017; 12 in 2018 and 13 in 2019 – and account for 66.3 percent of the program's all-time 184 league wins coaching in less than 40.7 percent of the 27 seasons in the SEC.

Staley's SEC regular-season record includes a 65-22 (.747) mark at home and a 57-30 (.655) slate on the road.

Milestone March

A couple of juniors are marching up the South Carolina and SEC career standings this season, and two other Gamecocks have reached or are closing in on a classic scoring mark.

Guard Tyasha Harris currently ranks sixth in program history with her 491 career assists, which leads all active SEC players. She needs seven more to match Lisa Diaz's (1987-90) 498 in fifth place. Harris is the first to break into the category's top 10 since Cristina Ciocan moved into the top spot by the end of her career in 2003-04.

With a pair of blocked shots at Purdue (Dec. 16), Mikiah Herbert Harrigan became just the 13th Gamecock all-time to amass 100 career blocked shots. With five against Alabama (Jan. 6), she moved into the program's all-time top 10 in just her 84th career game. With her current total of 140, she holds eighth place in program history, tied with Demetress Adams (2006-09) in seventh place and three behind Petra Ujhelyi (2000-03) with 143 in 119 games. Herbert Harrigan's career total ranks her fourth among active SEC players.

Graduate transfer guard Nelly Perry reached 1,000

career points with the first of her six points against #5/5 Mississippi State (Mar. 3) after accumulating 905 through three seasons at Clemson.

Redshirt senior Bianca Cuevas-Moore is closing in on 1,000 career points as well, sitting at 973.

Diversified Portfolio

The Gamecock offense must be a nightmare for opposing coaches to scout, especially in SEC play. The now high-powered offense averages 73.5 points per SEC game to rank second in the league, and features five Gamecocks averaging double-figure points.

South Carolina's 73.5 points per league game are third in program history, trailing just the program's two Final Four teams – 75.1 in 2014-15 and 74.6 in 2016-17.

In SEC play this season, nine different Gamecocks have led the team in scoring at least once and eight have scored 15 or more points in a league game at least once.

Predictably Unpredictable

The Gamecocks captured their 13 SEC wins in every way imaginable this season.

South Carolina won six scoring in the 70s but also three when scoring in the 60s and four when scoring 80 or more points. Six of their wins came by single digits,

leaving seven to come by 10 or more points.

The Gamecocks went 7-2 in league play when making five or more 3-pointers and 6-1 when making fewer than five.

Six wins came when holding an opponent under 60 points, and seven came with the opponent scored 60 or more. Seven wins came when an opponent shot 30-39.9 percent, but four came with an opponent shooting at least 40.0 percent and two others came when holding an opponent under 30.0 percent from the field.

Block Party

South Carolina has long been a shot-blocking force centered around dominant, physical post players. This season, the Gamecocks rank third in the nation in blocked shots per game at 6.4 with every Gamecock recording at least one blocked shot this season. Against Clemson (Nov. 15), the Gamecocks tied the school record with 16 blocked shots.

Junior Mikiah Herbert Harrigan leads the way with 2.0 blocks per game to rank third in the SEC and 39th in the nation. Freshman Victoria Saxton's 1.3 blocks per game come in eighth in the SEC, and senior Alexis Jennings has surged into 10th in the league with 1.1 blocks per game.

With six blocks at #21/21 Texas A&M (Jan. 3) and

Team Specialty Stats

South Carolina-Opponent

	Pts. in Paint	Pts. Off TOs	2nd Chance Pts	Fast Break Pts
11/10 at Ala St.	34-8	34-4	22-8	36-0
11/15 Clemson	28-46	29-20	8-15	15-10
11/18 Md.	40-44	22-19	14-19	19-10
11/22 vs. ETSU	32-24	27-16	12-14	10-4
11/23 vs. OSU	38-30	21-4	16-6	6-0
11/24 vs. Drake	42-48	17-13	10-3	6-6
11/28 Dayton	18-32	14-6	8-2	8-5
12/2 Baylor	28-52	16-19	12-13	11-14
12/5 App. St.	28-16	8-3	20-11	2-3
12/16 at Purdue	44-24	27-15	16-16	14-10
12/21 Temple	22-28	13-12	15-18	17-2
12/30 Furman	32-28	21-22	9-7	4-11
1/3 at TAM	39-20	10-21	10-11	10-6
1/6 Ala.	36-28	17-17	8-18	6-10
1/10 Fla.	32-16	15-15	17-6	9-4
1/13 at LSU	34-32	18-6	10-10	8-2
1/17 at MSU	22-44	15-15	6-23	5-6
1/21 Mizz.	32-28	23-12	18-6	9-4
1/28 Vandy	50-40	20-11	5-12	23-5
1/31 at Ky.	44-28	16-16	19-18	10-0
2/3 at Ark.	42-40	10-12	19-13	10-16
2/7 Miss.	36-18	15-9	13-5	11-4
2/11 at UConn	30-50	10-10	5-15	15-17
2/14 Ga.	32-34	12-14	12-9	4-6
2/17 at Fla.	46-40	19-9	10-15	12-4
2/21 Ky.	24-18	16-19	13-15	8-8
2/24 at Tenn.	50-46	17-3	9-19	16-4
2/28 at Aub.	34-32	13-11	14-11	4-4
3/3 MSU	30-34	15-12	10-21	8-9
Season Avg.	34.9-31.5	17.6-12.6	12.4-12.4	11.9-7.0
SEC Avg.	36.4-31.1	15.7-12.6	12.1-13.2	9.6-5.8

Starters vs. Bench Points

	SC Starters	Opp. Starters	SC Bench	Opp. Bench
11/10 at Ala. St.	55	25	39	13
11/15 Clemson	42	43	27	14
11/18 Md.	42	75	19	10
11/22 vs. ETSU	42	31	59	24
11/23 vs. OSU	51	52	17	18
11/24 vs. Drake	67	42	18	48
11/28 Dayton	43	52	22	3
12/2 Baylor	48	73	21	21
12/5 App. St.	44	41	36	9
12/16 at Purdue	57	60	25	13
12/21 Temple	43	48	45	12
12/30 Furman	46	32	20	21
1/3 at TAM	50	57	10	0
1/6 Ala.	44	55	18	4
1/10 Fla.	52	29	19	11
1/13 at LSU	49	33	27	20
1/17 at MSU	62	69	20	12
1/21 Mizz.	67	42	12	23
1/28 Vandy	71	52	9	17
1/31 at Ky.	67	63	7	7
2/3 at Ark.	47	70	40	9
2/7 Miss.	33	17	43	25
2/11 at UConn	73	95	6	2
2/14 Ga.	24	42	41	15
2/17 at Fla.	71	57	25	30
2/21 Ky.	41	55	16	10
2/24 at Tenn.	74	54	8	13
2/28 at Aub.	50	64	23	2
3/3 MSU	40	68	24	0
Season Avg.	51.6	51.6	23.7	13.9
SEC Avg.	52.6	51.7	20.9	12.2

2018-19 Scoring Differentials

Season

Largest lead in a win.....by 56 (94-38), 4th-0:32, at Alabama State, 11/11

Largest deficit overcome to win.....by 13 (3-16), 1st-4:18, vs. Dayton, 11/28

Largest lead given up in a loss.....by 12 (16-5), 1st-5:32, vs. Maryland, 11/18

Largest deficit in a loss.....by 30 (39-69), 3rd-4:32, vs. Baylor, 12/2

vs. SEC

Largest lead in a win.....by 38 (74-36), 4th-3:16, vs. Ole Miss, 2/7

Largest deficit overcome to win.....by 12 (3-15), 1st-4:08, at Arkansas, 2/3

Largest lead given up in a loss.....by 10 (36-26), 2nd-2:12, vs. Mississippi State, 3/3

Largest deficit in a loss.....by 15 (72-87), 4th-1:19, at Mississippi State, 1/17

five against Alabama (Jan. 6), Herbert Harrigan opened league play by becoming the first Gamecock to post back-to-back SEC regular-season games with at least five blocked shots since A'ja Wilson swatted eight each at #9/9 Kentucky and against #15/11 Texas A&M on Jan. 14 and 17, 2016, respectively. The three-time SEC Player of the Year also blocked seven and five shots against Georgia and #20/24 Kentucky on consecutive days at the 2017 SEC Tournament. Herbert Harrigan has blocked at least three shots 12 times through 29 games this season, including six SEC games.

Against Clemson (Nov. 15), Victoria Saxton swatted away five shots, the most by a Gamecock freshman since A'ja Wilson blocked six at Kentucky on March 1, 2015.

Leadership Lowdown

In the week before the 2018-19 season officially began, the Gamecocks selected their captains for the season. Whoever wanted to take on the role made their pitch to their teammates, who then voted.

For the second season, junior Tyasha Harris was voted as a captain. Seniors Doniyah Cliney and Alexis Jennings will also serve the team in that capacity this season.

U-S-A, U-S-A

Since the arrival of Staley in the 2008-09 season, South Carolina has solidified its relationship with USA Basketball. At least one Gamecock has donned the red, white and blue in each of the last five summers, and the group has helped seven U.S. teams to gold medals. The participation streak is guaranteed to continue through 2020 as Staley was named Senior National Team Head Coach through the Tokyo Olympics. The Gamecocks' head coach led the U.S. to gold in the 2018 FIBA World Cup in September and earned her second USA Basketball National Coach of the Year award for the effort.

Junior Tyasha Harris is responsible for one of those gold medals (2016 FIBA U18 Americas Cup) as well as a silver (2017 FIBA U19 World Cup). The point guard also trained with Staley's National Team when it was in Columbia for training camp prior to the 2018 FIBA World Cup. Senior Alexis Jennings helped USA Basketball to a bronze medal in the 2016 FIBA 3x3 World Cup.

Great Gamecock Fans

After winning the title for the last four seasons, South Carolina continues to lead the nation in average attendance this season with 11,542 and is the only program drawing at least 10,000 fans per game.

2018-19 Awards

Te'a Cooper

All-SEC Second Team (Coaches)
Dawn Staley Award Midseason Watch List

Bianca Cuevas-Moore

SEC Community Service Team

Tyasha Harris

All-SEC Second Team (Coaches, AP)
Nancy Lieberman Award Top 10
Dawn Staley Award Midseason Watch List

Destanni Henderson

SEC All-Freshman Team

Alexis Jennings

All-SEC Second Team (Coaches)
Katrina McClain Award Preseason Watch List

Victoria Saxton

SEC All-Freshman Team
SEC Freshman of the Week (Feb. 4)

AP Top 25

(Mar. 4)

1.	Baylor	27-1
2.	UConn	27-2
3.	Louisville	27-2
4.	Notre Dame	27-3
5.	Mississippi State	27-2
6.	Oregon	27-3
7.	Stanford	25-4
8.	Maryland	26-3
9.	NC State	25-4
10.	Iowa	23-6
11.	Oregon State	24-6
12.	South Carolina	21-8
13.	Kentucky	24-6
14.	Gonzaga	27-3
15.	Texas A&M	23-6
16.	Miami (FL)	24-7
17.	Marquette	24-6
18.	Syracuse	22-7
19.	Iowa State	22-7
20.	Arizona State	19-9
21.	Texas	21-8
22.	Florida State	22-7
	Drake	23-5
24.	Rice	24-3
25.	UCLA	19-11

USA Today Coaches Top 25

(Mar. 5)

1.	Baylor	27-1
2.	UConn	27-2
3.	Louisville	27-2
4.	Notre Dame	27-3
5.	Mississippi State	27-2
6.	Oregon	27-3
7.	Stanford	25-4
8.	Maryland	26-3
9.	Oregon State	24-6
10.	Iowa	23-6
11.	NC State	25-4
12.	Gonzaga	27-3
13.	South Carolina	21-8
14.	Kentucky	24-6
15.	Miami (FL)	24-7
16.	Syracuse	22-7
17.	Marquette	24-6
18.	Texas A&M	23-6
19.	Iowa State	22-7
20.	Arizona State	19-9
21.	Florida State	22-7
22.	Texas	21-8
23.	Drake	23-5
24.	DePaul	23-7
25.	South Dakota	26-4

2018-19 Roster

No.	Name	Pos.	Ht.	Yr.	Hometown/Last School
0	Nelly Perry	G	5-10	R-Sr.	Camden, N.J./Clemson
1	Bianca Cuevas-Moore	G	5-6	R-Sr.	Bronx, N.Y./Nazareth Regional
2	Te'a Cooper	G	5-8	Jr.	Powder Springs, Ga./Tennessee
3	Destanni Henderson	G	5-8	Fr.	Fort Myers, Fla./Fort Myers
4	Doniyah Cliney	G	6-0	Sr.	Newark, N.J./Malcolm X Shabazz
5	Victoria Saxton	F	6-1	Fr.	Rome, Ga./Model
10	Bianca Jackson	G	5-10	So.	Montgomery, Ala./Brewbaker Tech Magnet
21	Mikiah Herbert Harrigan	F	6-2	Jr.	Pembroke Pines, Fla./Flanagan
23	LaDazhia Williams	F	6-2	So.	Bradenton, Fla./Lakewood Ranch
24	LeLe Grissett	F	6-0	So.	Durham, N.C./Hillside
32	Elysa Wesolek	F	6-1	Fr.	Charleston, S.C./Northwood Academy
35	Alexis Jennings	F	6-2	Sr.	Madison, Ala./Kentucky
52	Tyasha Harris	G	5-10	Jr.	Noblesville, Ind./Heritage Christian
	Laeticia Amihere#	F	6-3	Fr.	Milton, Ontario/Kings Way Christian

indicates will sit out 2018-19 season due to injury

Head Coach: Dawn Staley

Assoc. Head Coach: Lisa Boyer; **Assistant Coaches:** Fred Chmiel, Jolette Law

Gamecocks in 2018-19 National Polls

Poll	Pre	11/12	11/19	11/26	12/3	12/10	12/17	12/24	12/31	1/7	1/14	1/21	1/28	2/4	2/11	2/18	2/25	3/4	3/11	Final
Associated Press	10	10	13	18	22	25	25	25	23	21	15	19	16	12	11	13	14	12		
Coaches	11		12	19	24	RV	RV	RV	RV	25	20	20	18	13	14	13	15	13		

team to the 2017 National Championship, Harris nearly doubled both her assist and scoring output in her sophomore campaign (10.4 ppg, 6.1 apg), playing just seven more minutes per game than the season before.

This season, Harris averages 10.7 points and 5.3 assists, meaning she has her hands on a team-high 23.6 points per game this season – 31.3 percent of the Gamecocks' offense. Her assist average ranks second in the SEC, and her 2.9 assist-to-turnover ratio is 14th in the country.

Harris has scored in double figures 43 times in her career, including a team-high 18 games this season, and has handed out five or more assists in 52 of her 102 career games, including 18 this season.

At Florida (Feb. 17), Harris posted her first double-double of the season (11 pts/10 assts) and added two more in the next three games – at Tennessee (Feb. 24) (11 pts/14 assts), at Auburn (Feb. 28) (14 pts/10 assts) – the last of which was the ninth of her career, tying her with Cristina Ciocan for the program record for points-assists double-doubles in program history. She finished 2017-18 with six points-assists double-doubles, the most by any Gamecock in a single season.

Alexis Nexus

Senior forward Alexis Jennings has found her place as the base of the frontcourt this season, earning Second-Team All-SEC honors from the league's coaches.

After missing the season opener and playing restricted minutes early as she recovered from an injury, Jennings announced her physical return with a 12-point, 14-rebound game against #9/8 Oregon State (Nov. 23). She has scored in double figures 16 times in the 24 games since then, including 12 SEC outings.

On the season, Jennings is second on the team with 11.0 points per game to go with her team-high 6.2 rebounds per game. In league play, her team-high 11.8 ppg are 24th in the league, her 7.1 rpg are 13th and her 1.3 bpg are fifth.

Including her two seasons at Kentucky, Jennings ranks sixth among active SEC players in career double-doubles (17), comes in fourth in rebounds (776) and is 12th in points (1,316). Over her two seasons in Columbia, Jennings has 10 double-doubles, five of which have come against ranked opponents.

Sweet T

Junior guard Te'a Cooper wasted little time stamping her comeback to the court after 957 days between college games and has been impacting the Gamecocks' effectiveness on both sides of the ball ever since – enough

2018-19 Double-Doubles

LeLe Grissett (1)

12/2 #4/5 Baylor 11 pts/10 rebs

Tyasha Harris (3)

2/17 at Florida 11 pts/10 assts
2/24 at Tennessee 11 pts/14 assts
2/28 at Auburn 14 pts/10 assts

Mikiah Herbert Harrigan (3)

12/16 at Purdue 19 pts/15 rebs
1/3 at #21/21 Texas A&M 11 pts/16 rebs
3/3 #5/5 Mississippi State 13 pts/11 rebs

Alexis Jennings (4)

11/23 vs. #9/8 Oregon State 12 pts/14 rebs
1/31 at #19/15 Kentucky 18 pts/12 rebs
2/3 at Arkansas 10 pts/12 rebs
2/28 at Auburn 15 pts/10 rebs

to earn Second-Team All-SEC honors from league coaches.

Following her transfer from Tennessee prior to the 2017-18 season, Cooper, who sat out the 2016-17 season with an injury, returned to the court against Alabama State (Nov. 11) and poured in a game-high 17 points on 4-of-9 shooting from the field and a perfect 8-of-8 night at the free throw line. She added three assists and three steals in her 21 minutes on the court.

Cooper has led the team in scoring a team-high 10 times so far this season – double the next in line. She has turned in five of the Gamecocks' 10 20-point games and their only 30-point game this season. Four of her 20-point games came against nationally ranked opponents.

Currently 27th in the SEC, Cooper is scoring 11.9 points per game and ranks seventh in the league in free throw percentage (.784). Cooper's impact goes beyond scoring, though, as she hands out 2.4 assists per game and adds 1.2 steals per game as well.

H2O

Junior forward Mikiah Herbert Harrigan has become the next in the Gamecocks' lineage of dominant post players, especially stamping her authority on SEC play.

Herbert Harrigan stormed into the SEC schedule, with a double-double at #21/21 Texas A&M (Jan. 3) that also included six blocks and a near double-double in the second league game of the season against Alabama (Jan. 6 – 18 pts, 9 rebs, 5 blks). In SEC games this season, Herbert Harrigan averaged 10.4 points, 5.6 rebounds and 2.1 blocked shots.

Overall this season, her 9.5 points per game is fourth on the team and her 5.1 rebounds per game are second. Defensively, she ranks 39th in the nation and third in the SEC with 2.0 blocked shots per contest.



Around the SEC

(through games of 3/3)

	SEC Games			Overall		
	W	L	Pct.	W	L	Pct.
Mississippi State	15	1	.938	27	2	.931
South Carolina	13	3	.813	21	8	.724
Texas A&M	12	4	.750	23	6	.793
Kentucky	11	5	.687	24	6	.800
Missouri	10	6	.625	21	9	.700
Auburn	9	7	.563	21	8	.724
Georgia	9	7	.563	18	11	.621
Tennessee	7	9	.438	18	11	.621
LSU	7	9	.438	16	12	.571
Arkansas	6	10	.375	17	13	.567
Alabama	5	11	.313	13	16	.448
Ole Miss	3	13	.187	9	21	.300
Florida	3	13	.187	7	22	.241
Vanderbilt	2	14	.125	7	22	.241

Gamecocks Land No. 1 Recruiting Class

Aliyah Boston

Worcester, Mass./Worcester Academy • Post • 6-4

Ranked No. 3 overall and No. 1 post player in Class of 2019 ... 2019 McDonald's All America ... three-time gold medalist with USA Basketball ... MVP of 2017 FIBA U16 Americas Cup ... two-time Massachusetts Gatorade Player of the Year (2017, 2018) ... averaged 21.2 points, 14.0 rebounds and 6.2 blocks as a junior, recording 19 double-doubles in 24 games.

Zia Cooke

Toledo, Ohio/Rogers • Guard • 5-9

Ranked No. 7 overall and No. 2 point guard ... 2019 McDonald's All America, Naismith Player of the Year finalist ... two-time gold medalist with USA Basketball ... earned Toledo Blade Player of the Year in 2017-18 with 21.7 points, 5.0 assists and 3.1 steals per game and helping team to Div. II State Championship.

Laetia Amihire

Milton, Ontario/Kings Way Christian • Forward • 6-3

Ranked No. 10 overall and No. 2 forward in Class of 2019 ... first Canadian woman to dunk in a game ... averaged 11.7 points and 7.4 rebounds in 2017 FIBA U19 World Cup while helping Canada to a bronze medal ... chose to enroll at South Carolina for the Spring 2019 semester after suffering a season-ending injury.

Brea Beal

Rock Island, Ill./Rock Island • Wing • 6-0

Ranked No. 13 overall and No. 3 wing in Class of 2019 ... 2019 McDonald's All America, averaging 23.1 points and 12.6 rebounds in the regular season ... two-time Illinois Ms. Basketball (2017, 2018) ... three-time all-state ... averaged 21.9 points and 10.2 rebounds as a junior ... helped Rock Island to 24-8 record and spot in state semifinals in 2017-18.

Olivia Thompson

Lexington, S.C./Lexington • Guard • 5-8

Among the best shooters in the state of South Carolina ... 2019 South Carolina Basketball Coaches Association (SCBCA) Class 5A Player of the Year, averaging 19.5 points and 2.6 steals ... is all-time leading scorer in Lexington High history ... two-time SCBCA Class 5A All-State ... two-time ALL-USA South Carolina Girls Basketball Team (2017, 2018).

The junior posted her first career double-double at Purdue (Dec. 16), posting 19 points and a career-high 15 rebounds in the double-overtime victory. She added another to her resume with an outstanding second half at #21/21 Texas A&M (Jan. 3) to finish with 11 points and career highs in rebounds (16) and blocks (6). Herbert Harrigan closed the regular season with her third double-double – a 13-point, 11-rebound, 4-block showing against #5/5 Mississippi State (Mar. 3).

Back in the NY Groove

Redshirt senior Bianca Cuevas-Moore is back for one more season in Garnet and Black after missing 2017-18 with an injury suffered prior to the season opener. Part of the 2017 National Championship team, the Bronx, N.Y., native averaged 8.3 points, highlighted by 37.4 percent 3-point shooting during that season.

Cuevas-Moore was cleared for full practice participation the week of Oct. 22, made her season debut a month later against ETSU (Nov. 22) and worked her way into the starting lineup against Florida (Jan. 10).

After initially only showing flashes of her quickness on both sides of the ball and shooting eye – perfect 4-of-4 from 3-point range against Appalachian State (Dec. 5) and five steals at Purdue (Dec. 16) – she settled into SEC action quickly.

Cuevas-Moore scored 10.4 points per game in league play on 38.5 percent shooting, including 35.6 percent (21-of-59) from 3-point range. She averages 1.4 steals on the season, including 1.4 per SEC game.

Jersey Girl

Fifth-year senior guard Doniyah Cliney has spent her Gamecock career in a variety of roles, beginning as a defensive stopper who could hit a big shot when you needed it then becoming a regular starter in 2017-18 and a team captain this season who has both started and come off the bench.

Cliney's example of how to handle being in and out of the lineup – she started the first nine games of the season and four of the last five outings – has been key to managing the team's depth this season.

The Newark, N.J., native has scored in double figures three times in the last six games, including a 12-point showing against Georgia (Feb. 14) that she capped with a game-sealing steal in the final 30 seconds, a 16-point game in a start at Tennessee (Feb. 24) that included clutch

fourth-quarter shots after playing just five minutes off the bench against Kentucky and an 11-point night at Auburn (Feb. 28) that she capped with a fourth-quarter steal to help extend a 15-2 run.

In that six-game stretch, Cliney has posted 7.0 points and 3.7 rebounds per game. She shot 60.0 percent (15-of-25) from the field, including 66.7 percent (4-of-6) from 3-point range.

On the season, Cliney is adding 4.3 points per game on 47.1 percent field goal shooting, including 42.3 percent from 3-point range, while also adding 3.2 rebounds per game.

VS Squad

Freshman forward Victoria Saxton was a top-50 recruit in the 2018 class and has shown coachability and athleticism en route to an SEC All-Freshman Team selection. She logged the most minutes of the three freshmen in the season opener at Alabama State (Nov. 11), hitting 4-of-5 from the field and picking up three steals in her 20 minutes on the court.

While Saxton continues to work on getting stronger in the post, her confidence has grown through the season. She averages 4.3 points and 3.0 rebounds per game, making the biggest impact on the defensive end where she ranks eighth in the SEC with 1.3 blocked shots per game – the most of any freshman in the league.

Saxton was named SEC Freshman of the Week on Feb. 5 after posting 19 points and nine rebounds at Arkansas (Feb. 3) – an effort she followed with a 12-point outing against Ole Miss (Feb. 7).

3-D Henderson

SEC All-Freshman Team selection Destanni Henderson was a key part of head coach Dawn Staley shaking up the starting lineup in mid-December as the young guard's poise in decision-making in practice led to her drawing the start at Purdue (Dec. 16).

Henderson averaged 6.4 points and 1.6 assists during her five games in a starting role. After initially struggling with her return to coming off the bench beginning with the game against Florida (Jan. 10), the level-headed guard has re-established her impact on the team.

After scoring in double digits in five of her last eight SEC outings, Henderson averaged 7.5 points on 44.6 percent shooting, including 41.2 percent (16-of-38) from 3-point range, against league opponents.

Overall on the season, Henderson averages 5.8 points and 1.3 assists per game while shooting 41.8 percent (28-of-67) from 3-point range.

Henderson signed with the Gamecocks as the No. 9 overall recruit and the top point guard in the Class of 2018.

Action Jackson

After an SEC All-Freshman Team selection last season, sophomore guard Bianca Jackson has worked her way through a season that has seen her playing time in the crowded Gamecock backcourt. Staley has turned to Jackson late in the season for the benefit of her 64 career games, including 29 starts.

Over the last three games, Jackson has played 24.0 minutes per game and made some critical plays that helped the Gamecocks stay in contention for the SEC regular-season title.

Earning the start at Tennessee (Feb. 24), Jackson added four points and three rebounds in the Gamecocks' explosive first quarter. She came off the bench at Auburn (Feb. 28) but came up huge in a pivotal fourth quarter in her home state with all four points and three rebounds of her six rebounds coming in the final period. In the regular-season finale against #5/5 Mississippi State (Mar. 3), her three at the end of the first quarter gave the Gamecocks a five-point lead.

Perry's Prospects

Graduate transfer guard Nelly Perry has been a solid presence in the Gamecock locker room and has worked hard to find time in the crowded Gamecock backcourt. She has proven to be sure-handed with a 2.9 assist-to-turnover ratio, and netted her 1,000th career point in the final regular-season game in the first of her six points against #5/5 Mississippi State (Mar. 3).

For the season, Perry averages 3.8 points on 36.6 percent shooting, playing 13.4 minutes per game. She has pulled down 2.2 rebound per game and handed out 1.0 assists per game as well.

Perry joined the Gamecocks after three seasons at Clemson, where she averaged 11.0 points and 2.5 assists for her career.

The Staley Era

In her 10th season at South Carolina, head coach Dawn Staley has guided the program to unprecedented success, leading the program to its first No. 1 ranking in both the AP and USA Today/Coaches Poll and first NCAA championship. She also delivered the first SEC regular-season and tournament championships.

The Staley Era (2008-09 through present)

Wins	
30-Win Seasons.....	3
25-Win Seasons.....	7
20-Win Seasons (<i>includes 2018-19</i>).....	8
Winning Seasons.....	9

National Rankings

Weeks in the AP Top 25.....	133
Weeks in the AP Top 10.....	92
Weeks in the AP Top 3.....	42
Weeks at AP No. 1.....	12

Postseason

NCAA Tournament Appearances.....	7
NCAA Sweet 16s.....	6
NCAA Final Fours.....	2
National Championships.....	1

In the SEC

Regular-Season Championships.....	4
Regular-Season Top 5 Finishes (<i>includes 2018-19</i>)....	9
Tournament Championships.....	4
Double-Digit Wins (<i>includes 2018-19</i>).....	8

Pre-Staley in the SEC (1991-92 through 2007-08)

Wins	
30-Win Seasons.....	0
25-Win Seasons.....	1
20-Win Seasons.....	2
Winning Seasons.....	7

National Rankings

Weeks in the AP Top 25.....	32
Weeks in the AP Top 10.....	6
Weeks in the AP Top 3.....	0
Weeks at AP No. 1.....	0

Postseason

NCAA Tournament Appearances.....	2
NCAA Sweet 16s.....	1
NCAA Final Fours.....	0
National Championships.....	0

In the SEC

Regular-Season Championships.....	0
Regular-Season Top 5 Finishes.....	2
Tournament Championships.....	0
Double-Digit Wins.....	1

Pre-Staley All-Time (1974-75 through 2007-08)

Wins	
30-Win Seasons.....	1
25-Win Seasons.....	3
20-Win Seasons.....	9
Winning Seasons.....	21

National Rankings

Weeks in the AP Top 25.....	130
Weeks in the AP Top 10.....	31
Weeks in the AP Top 3.....	6
Weeks at AP No. 1.....	0

Postseason

NCAA Tournament Appearances.....	8
NCAA Sweet 16s.....	3
NCAA Final Fours.....	0
National Championships.....	0

In Conference (SEC and Metro 1983-84 thru 1990-91)

Regular-Season Championships.....	5
Regular-Season Top 5 Finishes.....	10
Tournament Championships.....	3
Double-Digit Wins.....	5

South Carolina's Record When...

	vs. Ranked	SEC	All
Record.....	3-7	13-3	21-8
Playing a ranked opponent.....	3-3		3-7
Playing at home	1-4	6-2	11-4
Playing on the road	2-2	7-1	9-2
Playing at neutral site	0-1		1-2
Leading at half	2-1	10-1	17-1
Trailing at half	1-6	3-2	3-7
Tied at half			1-0
Playing an overtime game			1-1
0 players score in double figures			0-0
1 player scores in double figures			0-0
2 players score in double figures	1-3	2-1	6-3
3 players score in double figures	0-1	1-1	2-2
4 players score in double figures	2-3	8-1	10-3
5 players score in double figures		2-0	3-0
More than 5 players in double figures.....			0-0
Starters out-score opponent's starters	2-0	8-0	12-1
Opponent's starters score equal/more	1-7	5-3	9-7
Bench out-scores opponent's bench	1-4	9-2	16-4
Opponent's bench scores equal/more.....	2-3	4-1	5-4
Shooting 50% or better		3-0	5-0
Shooting between 40-49%	2-2	8-1	13-3
Shooting between 30-39%	1-5	2-2	3-5
Shooting less than 30%			0-0
Opponent shoots 50% or better.....	0-2		0-3
Opponent shoots between 40-49%	1-4	4-2	5-4
Opponent shoots between 30-39%	1-1	7-1	11-1
Opponent shoots less than 30%.....	1-0	2-0	5-0
Shooting better than opponent.....	3-0	13-0	20-0
Shooting worse than/equal to opponent.....	0-7	0-3	1-8
Having more FTs made than opponent.....	2-3	11-1	17-3
Having equal/fewer FTs made than opponent	1-4	2-2	4-5
Out-rebounding opponent.....	3-1	11-0	17-1
Having equal/fewer rebounds than opponent.....	0-6	2-3	4-7
Having fewer TOs than opponent.....	1-5	6-2	12-6
Having equal or more TOs than opponent.....	2-2	7-1	9-2
Attempting more FT than 3FG.....	1-4	9-2	15-4
Attempting equal/fewer FT than 3FG.....	1-3	4-1	6-4
Making 5 or more 3FGs.....	1-4	7-2	12-5
Making fewer than 5 3FGs.....	2-3	6-1	9-3
Making no 3 FGs.....			0-0
Attempting 15 or more 3FGs.....	1-7	8-3	15-8
Attempting fewer than 15 3FGs.....	2-0	5-0	6-0
No South Carolina players foul out.....	1-6	9-3	17-6
One or more SC players foul out.....	2-1	4-0	4-2
No opposing players foul out.....	2-7	9-3	13-8
One or more opposing players foul out	1-0	4-0	8-0

	vs. Ranked	SEC	All
Assist at least half of field goals made.....	0-2	5-1	12-2
Assist on at least 2/3 of field goals made.....	0-1	1-1	3-1
Assist on less than half of field goals made.....	3-5	8-2	9-6
Scoring more pts. in paint than opponent.....	3-2	12-1	18-2
Scoring equal/fewer pts. in paint than opp.	0-5	1-2	3-6
Scoring more pts. off TOs than opponent	1-3	7-1	14-4
Scoring equal/fewer pts. off TOs than opp.	2-4	6-2	7-4
Scoring more 2nd-chance pts.	2-1	8-0	12-2
Scoring equal/fewer 2nd-chance pts.	1-6	5-3	9-6
Scoring more fast break pts.....	3-1	9-0	15-1
Scoring equal/fewer fast break pts.....	0-6	4-3	6-7
Wearing white uniforms.....	1-5	6-2	12-5
Wearing black uniforms	2-2	6-1	8-3
Wearing garnet uniforms.....			0-0
Wearing pink uniforms	1-0		1-0
Playing in November.....	0-2		4-3
Playing in December	0-1		4-1
Playing in January.....	3-1	7-1	7-1
Playing in February	0-2	6-1	6-2
Playing in March.....	0-1	0-1	0-1
Playing during the day.....	0-1	5-1	8-1
Playing at night.....	3-6	8-2	13-7
Playing on Sunday.....	0-3	5-1	8-3
Playing on Monday.....	1-1	2-0	2-1
Playing on Tuesday.....			0-0
Playing on Wednesday.....			2-0
Playing on Thursday.....	2-2	6-2	8-2
Playing on Friday	0-1		1-1
Playing on Saturday.....			0-1
Margin is less than 5 pts.	2-2	3-1	3-2
Margin is between 5-9.....	0-1	3-1	4-2
Margin is between 10-19.....	1-2	4-1	7-2
Margin is between 20-29.....	0-2	1-0	2-2
Margin is between 30-39.....		2-0	3-0
Margin is between 40-49.....			1-0
Margin is 50 pts. or more.....			1-0
Having a 20-pt. scorer.....	1-4	3-2	4-6
Having a 30-pt. scorer.....			0-1
Scoring 49 points or less.....			0-0
Scoring 50-59 points.....	0-1	0-1	0-1
Scoring 60-69 points.....	1-4	3-1	6-4
Scoring 70-79 points.....	2-2	6-1	6-3
Scoring 80-89 points.....		3-0	6-0
Scoring 90-99 points.....		1-0	2-0
Scoring 100 points or more.....			1-0
Opponent scores 49 points or less		2-0	3-0
Opponent scores 50-59 points	1-0	4-0	9-0
Opponent scores 60-69 points	1-2	4-2	5-2
Opponent scores 70-79 points	1-1	3-0	5-1
Opponent scores 80-89 points	0-2	0-1	0-3
Opponent scores 90-99 points	0-2		0-2
Opponent scores 100 points or more.....			0-0

2018-19 Team High/Low

South Carolina Highs	South Carolina Lows	Category	Opponent Lows	Opponent Highs
101 vs. ETSU, 11/22	57 vs. Kentucky, 2/21	Points in Game	38, at Alabama St., 11/11	97, at UConn, 2/11
60 at Alabama St., 1st, 11/11	24 Kentucky, 1st, 2/21	Points in a Half	15, Ole Miss, 2nd, 2/7	57, Baylor, 1st, 12/2
35 at Arkansas, 4th, 2/3	5 vs. App State, 4th, 12/5	Points in a Quarter	4, Dayton, 4th, 11/28	32, Baylor, 1st, 12/2
36 at Florida, 2/17	18 vs. Kentucky, 2/21	Field Goals Made	12, at Alabama St., 11/11	39, Baylor, 12/2
80 at Arkansas, 2/3	51 vs. Georgia, 2/14	Field Goal Attempts	45, at Alabama St., 11/11	74, at Arkansas, 2/3
.564 (31-55) vs. ETSU, 11/22	.342 (25-73) vs. Oregon St., 11/23	FG Percentage	.230 (14-61), vs. ETSU, 11/22	.569 (37-65), at UConn, 2/11
15 vs. Temple, 12/21	1 vs. Alabama, 1/6	3-Point FG Made	1, at Tennessee, 2/24	9, vs. Oregon State, 11/23
	1 vs. Maryland, 11/18		1, vs. ETSU, 11/22	
			1, Clemson, 11/15	
31 vs. Temple, 12/21	7 at Kentucky, 1/31	3-Point FG Attempts	3, at Tennessee, 2/24	27, at Kentucky, 1/31
.688 (11-16) vs. ETSU, 11/22	.048 (1-21) vs. Maryland, 11/18	3-Point FG Percentage	.091 (1-11), vs. ETSU, 11/22	.625 (5-8), Baylor, 12/2
28 vs. ETSU, 11/22	2 vs. App State, 12/5	Free Throws Made	5, Vanderbilt, 1/28	26, vs. ETSU, 11/22
			5, Florida, 1/10	
35 vs. ETSU, 11/22	7 vs. Florida, 1/10	Free Throw Attempts	5, Vanderbilt, 1/28	34, vs. ETSU, 11/22
.917 (11-12) vs. Temple, 12/21	.250 (2-8) vs. App State, 12/5	FT Percentage	.500 (7-14), at LSU, 1/13	1.000 (7-7), vs. Oregon St., 11/23
54 at Arkansas, 2/3	24 at Mississippi State, 1/17	Rebounds	26, Georgia, 2/14	53, Maryland, 11/18
21 at Alabama St., 11/11	3 vs. Dayton, 11/28	Assists	4, vs. ETSU, 11/22	23, Baylor, 12/2
22 at Alabama St., 11/11	2 at Texas A&M, 1/3	Steals	1, vs. Oregon State, 11/23	15, Clemson, 11/15
16 vs. Clemson, 11/15	2 vs. Missouri, 1/21	Blocked Shots	0, at Auburn, 2/28	7, vs. Oregon State, 11/23
	2 at Mississippi State, 1/17		0, at Florida, 2/17	
			0, App State, 12/5	
			0, Dayton, 11/28	
27 vs. Clemson, 11/15	6 at Tennessee, 2/24	Turnovers	8, Temple, 12/21	33, at Alabama St., 11/11
	6 vs. Oregon State, 11/23			
25 at Purdue, 12/16	7 at Tennessee, 2/24	Fouls	11, Florida, 1/10	33, Clemson, 11/15
			11, Temple, 12/21	

2018-19 Team High/Low -- SEC Games Only

South Carolina Highs	South Carolina Lows	Category	Opponent Lows	Opponent Highs
96 at Florida, 2/17	57 vs. Kentucky, 2/21	Points in Game	40, Florida, 1/10	89, at Mississippi State, 1/17
54 at Arkansas, 2nd, 2/3	24 vs. Kentucky, 1st, 2/21	Points in a Half	15, Ole Miss, 2nd, 2/7	48, at Mississippi State, 1st 1/17
35 at Arkansas, 4th, 2/3	8 vs. Mississippi State, 3/3	Points in a Quarter	5, Ole Miss, 3rd, 2/7	26, at Kentucky, 1/31
	8 at Texas A&M, 1st, 1/3			26, at Mississippi State, 1st 1/17
36 at Florida, 2/17	18 vs. Kentucky, 2/21	Field Goals Made	15, Florida, 1/10	33, at Mississippi State, 1/17
80 at Arkansas, 2/3	51 vs. Georgia, 2/14	Field Goal Attempts	49, Missouri, 1/21	74, at Arkansas, 2/3
.590 (36-61) at Florida, 2/17	.346 (18-52) vs. Kentucky, 2/21	FG Percentage	.254 (15-59), Florida, 1/10	.478 (33-69) at Miss. State, 1/17
10 at Mississippi State, 1/17	1 vs. Alabama, 1/6	3-Point FG Made	1, at Tennessee, 2/24	8, Missouri, 1/21
25 at Mississippi State, 1/17	7 at Kentucky, 1/31	3-Point FG Attempts	3, at Tennessee, 2/24	31, at Florida, 2/17
.474 (9-19) at Florida, 2/17	.083 (1-12) vs. Alabama, 1/6	3-Point FG Percentage	.161 (5-31), at Florida, 2/17	.545 (6-11), Vanderbilt, 1/28
24 at Auburn, 2/28	3 vs. Florida, 1/10	Free Throws Made	5, Vanderbilt, 1/28	21, at Texas A&M, 1/3
			5, Florida, 1/10	
30 at Auburn, 2/28	7 vs. Florida, 1/10	Free Throw Attempts	5, Vanderbilt, 1/28	27, Mississippi State, 3/3
				27, at Texas A&M, 1/3
.867 (13-15) vs. Alabama, 1/6	.429 (3-7) vs. Florida, 1/10	FT Percentage	.500 (7-14), at LSU, 1/13	.952 (20-21), at Miss. State, 1/17
54 at Arkansas, 2/3	24 at Mississippi State, 1/17	Rebounds	26, Georgia, 2/14	51, Mississippi State, 3/3
19 vs. Ole Miss, 2/7	5 vs. Mississippi State, 3/3	Assists	6, Ole Miss, 2/7	13, at Kentucky, 1/31
				13, at Mississippi State, 1/17
12 vs. Vanderbilt, 1/28	2 at Texas A&M, 1/3	Steals	2, at Kentucky, 1/31	14, Kentucky, 2/21
12 vs. Mississippi State, 3/3	2 vs. Missouri, 1/21	Blocked Shots	0, at Auburn, 2/28	6, Mississippi State, 3/3
	2 at Mississippi State, 1/17		0, at Florida, 2/17	6, at Arkansas, 2/3
				6, at Kentucky, 1/31
21 vs. Kentucky, 2/21	6 at Tennessee, 2/24	Turnovers	9, at Arkansas, 2/3	23, Ole Miss, 2/7
22 Missouri, 1/21	7 at Tennessee, 2/24	Fouls	11, Florida, 1/10	27, at Auburn, 2/28
22 at Texas A&M, 1/3				

2018-19 Individual Superlatives

Category	South Carolina	Opponent
Points in Game	31 by Te'a Cooper vs. Drake, 11/24	31 by Napheesa Collier, at UConn, 2/11
Points in a Half	18 by Bianca Cuevas-Moore at Tennessee, 1st, 2/24 18 by Tyasha Harris vs. Dayton, 2nd, 11/28	21 by Chelsea Dungee, at Arkansas, 2nd, 2/3
Points in a Quarter	17 by Alexis Jennings at Florida, 3rd, 2/17	14 by Katie Lou Samuelson, at UConn, 3rd, 2/11 14 by Sophie Cunningham, Missouri, 4th, 1/21
Field Goals Made	11 by Te'a Cooper vs. Drake, 11/24	15 by Napheesa Collier, at UConn, 2/11
Field Goal Attempts	21 by Bianca Cuevas-Moore, at Arkansas, 2/3 21 by Te'a Cooper at Mississippi State, 1/17 21 by Te'a Cooper vs. Drake, 11/24	23 by Napheesa Collier, at UConn, 2/11
FG Percentage	1.000 (7-7) by Victoria Saxton, at Arkansas, 2/3	.875 (7-8) by Christyn Williams, at UConn, 2/11
3-Point FG Made	4 by Bianca Cuevas-Moore, 5x, last at Tennessee, 2/24 4 by Tyasha Harris, at Mississippi State, 1/17 4 by Te'a Cooper vs. Temple, 12/21 4 by Destanni Henderson at Alabama St., 11/11	4 by Cierra Walker, Vanderbilt, 1/28 4 by Sophie Cunningham, Missouri, 1/2 4 by Blair Watson, Maryland, 11/18
3-Point FG Attempts	9 by Bianca Cuevas-Moore at UConn, 2/11 9 by Te'a Cooper vs. Drake, 11/24	11 by Blair Watson, Maryland, 11/18
3-Point FG Percentage	1.000 (4-4) by Bianca Cuevas-Moore vs. App State, 12/5	1.000 (4-4) by Cierra Walker, Vanderbilt, 1/28
Free Throws Made	9 by Te'a Cooper at Texas A&M, 1/3	12 by Chennedy Carter, at Texas A&M, 1/3
Free Throw Attempts	11 by Te'a Cooper at Texas A&M, 1/3	15 by Cheney Carter, at Texas A&M, 1/3
FT Percentage	1.000 (8-8) by Te'a Cooper at Alabama St., 11/11	1.000 (8-8) by Katie Lou Samuelson, at UConn, 2/11
Rebounds	16 by Mikiah Herbert Harrigan at Texas A&M, 1/3	24 by Teaira McCowan, at Mississippi State, 1/17
Assists	14 by Tyasha Harris at Tennessee, 2/24	12 by Channise Lewis, Maryland, 11/18
Steals	6 by Bianca Jackson vs. ETSU, 11/22	5 by Erica Haynes-Overton, vs. ETSU, 11/22 5 by Simone Westbrook, Clemson, 11/15
Blocked Shots	6 by Mikiah Herbert Harrigan at Texas A&M, 1/3	3 by Olivia Nelson-Ododa, at UConn, 2/11 3 by Maci Morris, at Kentucky, 1/31 3 by Ashley Knight, Alabama, 1/6 3 by Ae'Rianna Harris, at Purdue, 12/16 3 by Mikayla Pivec, vs. Oregon State, 11/23 3 by Stephanie Jones, Maryland, 11/18
Turnovers	6 by Te'a Cooper at Mississippi State, 1/17 6 by Te'a Cooper vs. Furman, 12/30 6 by Tyasha Harris vs. Clemson, 11/15 6 by Bianca Jackson vs. Clemson 11/15	9 by Crystal Allen, Ole Miss, 2/7

2018-19 Individual Superlatives -- SEC Games Only

Category	South Carolina	Opponent
Points in Game	28 by Bianca Cuevas-Moore at Tennessee, 2/24	32 by Chelsea Dungee, at Arkansas, 2/3
Points in a Half	18 by Bianca Cuevas-Moore at Tennessee, 1st, 2/24	21 by Chelsea Dungee, at Arkansas, 2nd, 2/3
Points in a Quarter	17 by Alexis Jennings at Florida, 3rd, 2/17	14 by Sophie Cunningham, Missouri, 4th, 1/21
Field Goals Made	9 by Bianca Cuevas-Moore at Tennessee, 2/24 9 by Te'a Cooper at Mississippi State, 1/17	10 by Chelsea Dungee, at Arkansas, 2/3 10 by LeaLea Carter, Vanderbilt, 1/28
Field Goal Attempts	21 by Bianca Cuevas-Moore, at Arkansas, 2/3 21 by Te'a Cooper at Mississippi State, 1/17	21 by Chelsea Dungee, at Arkansas, 2/3
FG Percentage	1.000 (7-7) by Victoria Saxton, at Arkansas, 2/3	.600 (9-15) by Teaira McCowan, at Mississippi State, 1/17
3-Point FG Made	4 by Bianca Cuevas-Moore at Tennessee, 2/24 4 by Bianca Cuevas-Moore vs. Missouri, 1/121 4 by Tyasha Harris at Mississippi State, 1/17 4 by Bianca Cuevas-Moore vs. Florida, 1/10	4 by Cierra Walker, Vanderbilt, 1/28 4 by Sophie Cunningham, Missouri, 1/21
3-Point FG Attempts	8 by Tyasha Harris, at Mississippi State, 1/17	9 by Danielle Rainey, at Florida, 2/17 9 by Malica Monk, at Arkansas, 2/3
3-Point FG Percentage	.800 (4-5) by Bianca Cuevas-Moore vs. Missouri, 1/21	1.000 (4-4) by Cierra Walker, Vanderbilt, 1/28
Free Throws Made	9 by Te'a Cooper at Texas A&M, 1/3	12 by Chennedy Carter, at Texas A&M, 1/3
Free Throw Attempts	11 by Te'a Cooper at Texas A&M, 1/3	15 by Cheney Carter, at Texas A&M, 1/3
FT Percentage	1.000 (6-6) by Alexis Jennings vs. Kentucky, 2/21 1.000 (6-6) by Bianca Cuevas-Moore, 2/3 1.000 (6-6) by Tyasha Harris vs. Missouri, 1/21	1.000 (6-6) by Akira Levy, Missouri, 1/21
Rebounds	16 by Mikiah Herbert Harrigan at Texas A&M, 1/3	24 by Teaira McCowan, at Mississippi State, 1/17
Assists	14 by Tyasha Harris at Tennessee, 2/24	7 by Janiah McKay, at Auburn, 2/28 7 by Jordan Danberry, at Mississippi State, 1/17
Steals	4 by Tyasha Harris vs. Mississippi State, 3/3 4 by Bianca Cuevas-Moore at Tennessee, 2/24 4 by Tyasha Harris at Tennessee, 2/24 4 by Tyasha Harris at Mississippi State, 1/17	4 by Taylor Murray, Kentucky, 2/21
Blocked Shots	6 by Mikiah Herbert Harrigan at Texas A&M, 1/3	4 by Teaira McCowan, Mississippi State, 3/3
Turnovers	6 by Destanni Henderson vs. Kentucky, 2/21 6 by Te'a Cooper at Mississippi State, 1/17	9 by Crystal Allen, Ole Miss, 2/7

The Last Time...

Individual

Scored 50 Points

South Carolina 51, Jocelyn Penn vs. Stetson, 1/4/03
Opponent Never

Scored 40 Points

South Carolina 51, Jocelyn Penn vs. Stetson, 1/4/03
Opponent 46, Cornelia Gayden, LSU, 1/14/95

Scored 30 Points

South Carolina 31, Te'a Cooper vs. Drake, 11/28/18
Opponent 31, Napheesa Collier, at UConn, 2/11/19

Grabbed 20 Rebounds

South Carolina 24, A'ja Wilson vs. LS U, 2/22/18
Opponent 24, Teaira McCowan, at Mississippi State, 1/17/19

Grabbed 15 Rebounds

South Carolina 16, Mikiah Herbert Harrigan at Texas A&M, 1/3/19
Opponent 17, Ciera Johnson, at Texas A&M, 1/3/19

Two Players with 20 or More Points

South Carolina Bianca Cuevas-Moore 25/Te'a Cooper 20 at UConn, 2/11/19
Opponent Napheesa Collier 31/Katie Lou Samuelson 29, at UConn, 2/11/19

Two Players with 10 or More Rebounds

South Carolina A'ja Wilson 11/Mikiah Herbert Harrigan 10 vs. Virginia, 3/18/18
Opponent Teaira McCowan 17/Anriel Howard 16, Mississippi State, 3/3/19

Had 10 Assists

South Carolina 10, Tyasha Harris at Auburn, 2/28/19
Opponent 12, Channise Lewis, Maryland, 11/18/18

Had Five Steals

South Carolina 5, Bianca Cuevas-Moore at Purdue, 12/16/18
Opponent 6, Cierra Dillard/5, Summer Hemphill, vs. Buffalo, 3/24/18

Had Five Blocked Shots

South Carolina 5, Mikiah Herbert Harrigan vs. Alabama, 1/6/19
Opponent 5, Napheesa Collier, UConn, 2/1/18

Had 20 Points and 20 Rebounds

South Carolina A'ja Wilson (27 pts/24 rebs) vs. LSU, 2/22/18
Opponent Teaira McCowan (26 pts/24 rebs) at Mississippi State, 1/17/19

Had a Double-Double

South Carolina Alexis Jennings (15 pts/10 rebs)/Tyasha Harris (14 pts/10 rebs) at Auburn, 2/28/19
Opponent Teaira McCowan (18 pts/17 rebs)/Anriel Howard 13 pts/16 rebs), Mississippi State, 3/3/19

Two Players had a Double-Double

South Carolina Alexis Jennings (15 pts/10 rebs)/Tyasha Harris (14 pts/10 rebs) at Auburn, 2/28/19
Opponent Teaira McCowan (18 pts/17 rebs)/Anriel Howard 13 pts/16 rebs), Mississippi State, 3/3/19

Three Players had a Double-Double

South Carolina Ashley Bruner (16 pts/12 rebs)/Aleighsa Welch (16 pts/ 11 rebs)/ Elem Ibiam (12 pts/10 rebs) vs. Kansas, 3/25/13
Opponent Shakira Austin (10 pts/16 rebs) / Kaila Charles (17 pts/10 rebs) / Channise Lewis (10 pts/12 assts), Maryland, 11/18/18

Had a Triple-Double

South Carolina Alaina Coates (29 pts/16 rebs/10 blks) vs. Winthrop, 12/13/15
Opponent Never

Team

Scored 100 Points

South Carolina 101 vs. Western Carolina, 11/30/17
Opponent 103, Clemson, 11/21/03

Won by 30 or More Points

South Carolina 71-40 (31) vs. Florida, 1/10/19
Opponent 66-34 (32), Georgia, 3/4/11

Shot 65% or Better from the Field

South Carolina .667 (36-54) at Vanderbilt, 1/18/18
Opponent Never

Shot 60% or Better from the Field

South Carolina .604 (32-53) at Kentucky, 1/21/18
Opponent .604 (29-48), Vanderbilt, 1/18/01

Shot 50% or Better from the Field

South Carolina .590 (36-61) at Florida, 2/17/19
Opponent .569 (37-65), at UConn, 2/11/19

No Players in Double-Figure Points

South Carolina at Auburn, 1/19/12
Opponent vs. Western Carolina, 11/30/17

Five Players in Double-Figure Points

South Carolina Ole Miss, 2/7/19
Opponent at Florida, 2/17/19

More Than Five Players in Double-Figure Points

South Carolina 6 vs. Wofford, 11/19/17
Opponent 6 Maryland, 11/18/18

Faced AP Top-25 Opponent

Win 74-79 at No. 19 Kentucky, 1/31/19
Loss 57-65 vs. No. 16 Kentucky, 2/21/19

Faced AP Top-10 Opponent

Win 61-59 vs. No. 22 Texas A&M, 12/31/17
Loss 74-89 at No. 7 Mississippi State, 1/17/19

Faced AP Top-5 Opponent

Win 62-51 vs. No. 2 Mississippi State, 3/4/18
Loss 64-68 vs. No. 5 Mississippi State, 3/3/19

Faced AP No. 1 Team

Win Never
Loss 65-94 vs. Connecticut, 3/26/18

Overtime Game

Win 58-55 vs. Drexel, 11/28/12
Loss 85-90 vs. Drake, 11/24/18

Double-Overtime Game

Win 82-73 at Purdue, 12/16/18
Loss 92-94 at Clemson, 11/19/09

South Carolina Was Ranked (AP Poll)

No. 1 2/9/15
Top 5 No. 4, 1/1/18
Top 10 No. 10, 11/12/18
Top 25 No. 12, 3/4/19

South Carolina Single-Quarter Records

Italics indicates set in 2018-19

TEAM

Scoring

Most	Points
1. vs. Saint Peter's, 11/22/16, 1st qtr.	37
2. <i>at Arkansas, 2/3/19, 4th qtr.</i>	35
vs. Arkansas, 1/3/16, 2nd qtr.	35
4. <i>vs. ETSU, 11/22/18, 1st qtr.</i>	33
<i>at Alabama State, 11/11/18, 2nd qtr.</i>	33
vs. Minnesota, 12/11/16, 2nd qtr.	33

Fewest

Fewest	Points
1. <i>vs. App State, 12/5, 4th qtr.</i>	5
2. vs. St. John's, 11/25/17, 2nd qtr.	6
vs. Stanford, 3/31/17, 2nd qtr.	6
vs. UCLA, 12/18/16, 1st qtr.	6
5. <i>vs. Maryland, 11/18/18, 2nd qtr.</i>	7
vs. Texas A&M, 12/31/17, 2nd qtr.	7
at Clemson, 11/16/17, 4th qtr.	7
at Mississippi State, 1/24/16, 1st qtr.	7

Fewest Allowed

Fewest Allowed	Points
1. vs. Savannah State, 12/17/17, 3rd qtr.	3
2. vs. Dayton, 11/28/18, 4th qtr.	4
vs. CoFC, 12/5/17, 2nd qtr.	4
at Clemson, 11/16/17, 1st qtr.	4
vs. Alabama State, 11/10/17, 4th qtr.	4
4 other times	4

Most Allowed

Most Allowed	Points
1. <i>vs. Baylor, 12/2/18, 1st qtr.</i>	32
at Maryland, 11/13/17, 4th qtr.	32
vs. Kentucky, 2/26/17, 4th qtr.	32
4. vs. Connecticut, 3/26/18, 1st qtr.	30
vs. Syracuse, 3/25/16, 4th qtr.	30

Margin of Difference

Lead	Score	Margin
1. vs. Arkansas, 1/3/16, 2nd qtr.	35-9	+26
2. vs. Saint Peter's, 11/22/16, 1st qtr.	37-12	+25
3. <i>at Alabama State, 11/11/18, 2nd qtr.</i>	33-10	+23
at Auburn, 1/5/17, 1st qtr.	29-6	+23
5. vs. Alabama St., 11/10/17, 2nd qtr.	27-5	+22
vs. Arkansas, 1/3/16, 3rd qtr.	29-7	+22

Deficit

Deficit	Score	Margin
1. vs. UConn, 2/1/18, 2nd qtr.	8-29	-21
2. at Tennessee, 2/15/18, 3rd qtr.	9-29	-20
3. <i>vs. Baylor, 12/2/18, 1st qtr.</i>	13-32	-19
at Mississippi State, 2/5/18, 4th	9-28	-19
4. vs. Connecticut, 3/26/18, 1st qtr.	12-30	-18

Field Goals

Made	FGM
1. vs. Saint Peter's, 11/22/16, 1st qtr.	15
2. vs. Notre Dame, 11/26/17, 4th qtr.	14
vs. Arkansas, 1/3/16, 2nd qtr.	14
4. vs. Quinnipiac, 3/25/17, 3rd qtr.	13
vs. Kentucky, 3/4/17, 1st qtr.	13

Attempts

Attempts	FGA
1. vs. CoFC, 12/5/17, 1st qtr.	22
at Auburn, 1/5/17, 1st qtr.	22
3. <i>vs. Mississippi State, 3/3/19, 4th qtr.</i>	21
<i>at Tennessee, 2/24/19, 1st qtr.</i>	21
<i>at UConn, 2/11/19, 1st qtr.</i>	21
<i>at Arkansas, 2/3/19, 4th qtr.</i>	21
vs. Oregon State, 11/23/18, 3rd qtr.	21
vs. Maryland, 11/18/18, 1st qtr.	21
14 other times	21

Highest Percentage

Highest Percentage	FGM-A	Pct
1. vs. Kentucky, 3/5/16, 4th qtr.	11-13	.846
2. at Kentucky, 1/21/18, 3rd qtr.	9-11	.818
3. vs. Quinnipiac, 3/25/17, 3rd qtr.	13-16	.813
4. vs. Hampton, 12/16/15, 3rd qtr.	8-10	.800
5. at Vanderbilt, 1/18/18, 3rd qtr.	11-14	.786

Lowest Percentage

Lowest Percentage	FGM-A	Pct
1. vs. Georgia, 1/12/17, 2nd qtr.	1-12	.083
2. vs. UCLA, 12/18/16, 1st qtr.	2-15	.133
3. vs. Stanford, 3/31/17, 2nd qtr.	2-14	.143
4. <i>vs. App State, 12/5/18, 4th qtr.</i>	2-13	.154
5. vs. Missouri, 1/28/18, 2nd qtr.	3-19	.158

Lowest Percentage Allowed

Lowest Percentage Allowed	FGM-A	Pct
1. vs. CoFC, 12/5/17, 2nd qtr.	1-18	.056
vs. St. John's, 11/25/17, 1st qtr.	1-17	.059
3. vs. Vanderbilt, 2/16/17, 4th qtr.	1-16	.063
4. vs. UNC Asheville, 3/17/17, 3rd qtr.	1-15	.067
5. vs. Alabama St., 11/10/17, 4th qtr.	1-14	.071
at Florida, 1/8/17, 2nd qtr.	1-14	.071

Highest Percentage Allowed

Highest Percentage Allowed	FGM-A	Pct
1. <i>vs. Drake, 11/24/18, 2nd qtr.</i>	11-13	.846
2. at LSU, 1/15/17, 2nd qtr.	9-12	.750
3. vs. Tennessee, 1/14/18, 2nd qtr.	8-11	.727
vs. Quinnipiac, 3/25/17, 2nd qtr.	8-11	.727
5. vs. Connecticut, 3/26/18, 2nd qtr.	10-14	.714
at Missouri, 1/7/18, 4th qtr.	5-7	.714

Rebounding

Total	Rebs
1. at Ohio State, 11/14/16, 1st qtr.	20
2. <i>vs. CoFC, 12/5/17, 1st qtr.</i>	19
3. <i>vs. Arkansas, 1/25/18, 1st qtr.</i>	18
<i>vs. Western Carolina, 11/30/17, 2nd qtr.</i>	18
vs. Clemson, 12/15/16, 2nd qtr.	18
vs. Kansas State, 3/20/16, 3rd qtr.	18
at Alabama, 2/22/16, 4th qtr.	18

Margin

Margin	Rebs	Margin
1. at Alabama, 2/22/16, 4th qtr.	18-3	+15
2. <i>vs. Arkansas, 1/25/18, 1st qtr.</i>	18-4	+14
vs. Clemson, 12/15/16, 2nd qtr.	18-4	+14
3. <i>vs. CoFC, 12/5/17, 1st qtr.</i>	19-6	+13
vs. Saint Peter's, 11/22/16, 1st qtr.	16-3	+13
vs. Hampton, 12/16/15, 4th qtr.	15-2	+13

INDIVIDUAL

Scoring

Most	Points
1. Kaela Davis at Auburn, 1/5/17, 1st qtr.	19
2. A'ja Wilson vs. Notre Dame, 11/26/17, 4th qtr.	18
3. Alexis Jennings at Florida, 2/17/19, 3rd qtr.	17
4. Kaela Davis vs. Quinnipiac, 3/25/17, 3rd qtr.	15
Tina Roy vs. Arkansas, 1/3/16, 3rd qtr.	15

Rebounding

Most	Rebs
1. Alaina Coates at Arkansas, 2/5/17, 1st qtr.	9
Alaina Coates at Georgia, 1/26/17, 2nd qtr.	9
3. A'ja Wilson vs. Stanford, 3/31/17, 3rd qtr.	8
A'ja Wilson vs. Mississippi State, 3/5/17, 4th qtr.	8
Alaina Coates vs. Georgia, 1/12/17, 1st qtr.	8
A'ja Wilson at Florida, 1/8/17, 2nd qtr.	8
A'ja Wilson vs. UCLA, 12/18/16, 4th qtr.	8
Alaina Coates vs. Louisville, 11/27/16, 3rd qtr.	8
Alaina Coates vs. Hampton, 11/20/16, 3rd qtr.	8
Alaina Coates vs. Ole Miss, 1/28/16, 2nd qtr.	8



Dawn Staley

Head Coach

11th Season at South Carolina

Virginia, 1992

Catapulting South Carolina into the national spotlight, Dawn Staley has made the Gamecocks a mainstay in the battle for SEC and national championships. She capped her first decade in Garnet and Black by leading her team to its fourth-straight SEC Tournament title, the first four-peat champion in league history, and celebrating the program's first National Player of the Year and No. 1 WNBA Draft pick in A'ja Wilson.

Staley's decade at the helm of the Gamecocks includes:

- 2017 NCAA National Championship
- 129 consecutive weeks ranked in the AP Top 25, including 63 weeks in the top five
- Seven straight 25-win seasons, including three 30-win campaigns led by a school-record 34 victories in 2014-15
- Four SEC regular-season championships (2014, 2015, 2016, 2017)
- Four SEC Tournament titles (2015, 2016, 2017, 2018)
- Four NCAA Attendance titles, averaging over 12,000 fans each season (2015, 2016, 2017, 2018)

Even at the height of her coaching career, Staley is still recognized for her body of work as a one of the most decorated participants in U.S. women's basketball history. The Naismith Memorial Basketball Hall of Fame solidified that legacy with her enshrinement as part of the Class of 2013 after her 2012 induction into the Women's Basketball Hall of Fame.

In her 19th season as a head coach, Staley has amassed a 443-175 (.717) record, including her 271-95 (.740) slate in her 11th season at South Carolina. She has led her teams to nine 25-win seasons, a total of 15 postseason appearances (two WNIT) and 91 weeks in the Associated Press top 10, including 12 in the No. 1 spot. Also a force in USA Basketball, she was named the U.S. Women's National Team head coach for 2017-20, already leading the U.S. to 2018 FIBA World Cup gold to earn USAB National Coach of the Year honors. Prior to that appointment, Staley led three other U.S. teams to gold medals – 2015 FIBA U19 World Championships, 2014 FIBA U18 Americas Championship, 2007 Pan Am Games – and served as an assistant on the Senior National Team 2006-08 and again 2014-16, during which the U.S. claimed gold in the 2014 FIBA World Championship and the 2008 and 2016 Olympics.

At the helm of the Gamecocks over the last 10 seasons, Staley has been named National Coach of the Year (2014, Basketball Times), a Naismith National Coach of the Year Finalist (2014, 2015, 2016), SEC Coach of the Year (2014, Coaches and AP; 2015, Coaches; 2016, Coaches and AP) and BCA Female Coach of the Year (2012). She became the fastest coach to 200 wins in program history, needing just 277 games at South Carolina to reach the plateau.

Under Staley's leadership, four Gamecocks have collected nine All-America selections, two have picked up five SEC Player of the Year honors, two have earned SEC Defensive Player of the Year recognition a total of three times, one has been the SEC 6th Player of the Year and three were named SEC Freshman of the Year. She has coached 11 Gamecocks to All-SEC honors a combined 23 times, including 12 first-team selections, and six Gamecocks have been selected in the WNBA Draft in the last four seasons, including 2018 No. 1 pick A'ja Wilson who went on to earn WNBA Rookie of the Year honors a year after Allisha Gray became the first Gamecock to capture the honor in 2017. Two other Gamecock draftees earned WNBA All-Rookie Team honors as well.

On Staley's watch, the Gamecocks are enjoying the most sustained success in program history. After posting back-to-back 25-win seasons in 2011-12 and 2012-13 for the first time in more than 30 years, the 2014-15 team broke the school record with 34 wins. South Carolina won more SEC games than the season before in each of her first seven seasons, culminating in the 2015-16 team recording just the second 16-0 conference record in league history. Staley's 109 SEC wins account for 63.0 percent of the program's total 173 wins over its 27 seasons in the league. She has delivered the only SEC championships in program history, and she has helped the Gamecocks to seven of the program's eight top-four finishes in the SEC. Off the court, Staley's Gamecocks have been active in the community and thriving in the classroom. Every student-athlete who completed her eligibility under Staley at South Carolina has graduated or is on track to graduate.

Year-by-Year Coaching Record

Year	School	Record	Conf. Rec.	Conf. Finish	Postseason
2000-01	Temple	19-11	11-5	2nd East	WNIT
2001-02	Temple	20-11	12-4	2nd East	A-10 Tourn. Champ./NCAA 1st Round
2002-03	Temple	14-15	9-7	2nd East	
2003-04	Temple	21-10	14-2	1st East	A-10 Tourn. Champ./NCAA 1st Round
2004-05	Temple	28-4	16-0	1st East*	A-10 Tourn. Champ./NCAA 2nd Round
2005-06	Temple	24-8	12-4	3rd	A-10 Tourn. Champ./NCAA 1st Round
2006-07	Temple	25-8	13-1	2nd	NCAA 2nd Round
2007-08	Temple	21-13	12-2	T-1st	NCAA 1st Round
2008-09	South Carolina	10-18	2-12	11th	
2009-10	South Carolina	14-15	7-9	T-7th	
2010-11	South Carolina	18-15	8-8	T-5th	WNIT 2nd Round
2011-12	South Carolina	25-10	10-6	T-4th	NCAA Sweet 16
2012-13	South Carolina	25-8	11-5	T-4th	NCAA 2nd Round
2013-14	South Carolina	29-5	14-2	1st	NCAA Sweet 16
2014-15	South Carolina	34-3	15-1	T-1st	SEC Tourn. Champ./NCAA Final Four
2015-16	South Carolina	33-2	16-0	1st	SEC Tourn. Champ./NCAA Sweet 16
2016-17	South Carolina	33-4	14-2	1st	SEC Tourn. Champ./NCAA Champ.
2017-18	South Carolina	29-7	12-4	T-2nd	SEC Tourn. Champ./NCAA Elite Eight
2018-19	South Carolina	21-8	13-3	2nd	
Career	19th season	443-175	221-77		
At SC	11th season	271-95	122-52		

Coaching Highlights

College

- 13 NCAA Tournament Appearances (7 at South Carolina)
- NCAA National Champion (2017)
- 14 20-Win Seasons (8 at South Carolina)
- 5 Regular-Season Conference Titles (SEC 2014, 2015, 2016, 2017; A-10 2008)
- 8 Conference Tournament Titles (SEC 2015, 2016, 2017, 2018; A-10 2002, 2004, 2005, 2006)
- 3-time Naismith National Coach of the Year Finalist (2014, 2015, 2016)
- Basketball Times National Coach of the Year (2014)
- 4-time WBCA Region Coach of the Year (Region 3 2014, 2015, 2016; Region 1 2005)
- Five-time Conference Coach of the Year (SEC 2014, 2015, 2016; A-10 2004, 2005)

USA Basketball

- Senior National Team Head Coach (2017-20) – FIBA World Cup gold medal (2018), National Coach of the year (2018)
- Senior National Team Asst. Coach (2006-08, 2014-16) – Rio Olympics gold medal (2016), FIBA World Championship gold medal (2014), Beijing Olympics gold medal (2008), FIBA Americas Championship gold medal (2007), FIBA World Championship bronze medal (2006)
- U19 National Team Head Coach – FIBA U19 World Championship gold medal (2015), co-National Coach of the Year (2015)
- U18 National Team Head Coach – FIBA U18 Americas Championship gold medal (2014)
- Pan Am Games Head Coach – Gold medal (2007)

Playing Highlights

U.S. Professional – 11 seasons

- Five-time WNBA All-Star (2001, 2002, 2003, 2005, 2006)
- Two-time ABL All-Star (1997, 1998)
- WNBA All-Decade Team

USA Basketball

- Olympic gold medalist (1996, 2000, 2004)
- Flag bearer for U.S. in Olympic Games Opening Ceremony (2004)
- Two-time USA Basketball Female Athlete of the Year (1994, 2004)

College – Virginia (1989-92)

- Kodak All-America (1990, 1991, 1992)
- Honda-Broderick Cup Award for Collegiate Female Athlete of the Year (1991)
- Two-time ACC Player of the Year (1991, 1992)
- NCAA Tournament MOP (1991)

Other Notables

- Naismith Memorial Basketball Hall of Fame, Class of 2013
- Order of the Palmetto Recipient (2013)
- Women's Basketball Hall of Fame, Class of 2012

Staley Era Team Records

Scoring

Most	Points
1. vs. Savannah State, 12/14/14	111
2. at Alabama, 1/8/15	102
3. vs. ETSU, 11/22/18	101
vs. Western Carolina, 11/30/17	101
5. vs. Quinnipiac, 3/25/17	100

Fewest	Points
1. at Stanford, 11/26/10	32*
2. vs. Georgia, 3/4/11	34
3. vs. Mississippi State, 3/5/09	39
4. at Georgia, 1/13/13	40
5. at Mississippi State, 2/26/09	41

Fewest Allowed	Points
1. vs. South Carolina State, 12/14/11	21
2. vs. Presbyterian, 11/27/11	24
3. vs. NC Central, 12/1/14	26
vs. SC State, 12/22/13	26
5. vs. NC Central, 12/2/13	27

Most Allowed	Points
1. at Connecticut, 2/11/19	97
2. vs. Baylor, 12/2/18	94
vs. Connecticut, 3/26/18	94
at Clemson, 11/19/09	94
5. vs. North Carolina, 12/20/09	93

Margin of Outcome

Victory	Score	Margin
1. vs. Charleston Southern, 11/8/13	99-29	+70
2. vs. Alabama State, 11/10/17	99-31	+68
vs. NC Central, 12/1/14	90-26	+64
4. vs. Savannah State, 12/14/14	111-49	+62
5. vs. Savannah State, 12/17/17	99-38	+61

Defeat	Score	Margin
1. at Stanford, 11/26/10	32-70	-38
2. vs. Georgia, 3/4/11	34-66	-32
3. vs. Stanford, 12/19/08	47-78	-31
4. at Penn State, 11/21/10	48-78	-30
5. vs. Connecticut, 3/26/18	65-94	-29
vs. Connecticut, 12/28/08	48-77	-29

Field Goals

Made	FGM
1. vs. Savannah State, 12/17/17	39
vs. Western Carolina, 11/30/17	39
vs. Charleston Southern, 11/8/13	39
4. vs. Minnesota, 12/11/16	38
vs. Savannah State, 12/14/14	38
vs. Clemson, 11/20/14	38

Attempts	FGA
1. at Arkansas, 2/3/19	80
2. vs. Penn State, 11/20/11	76
3. vs. Arkansas, 1/25/18	75
4. at Clemson, 11/19/09	74
5. vs. Oregon State, 11/23/18	73
vs. Maryland, 11/18/18	73
vs. Tennessee, 1/20/11	73

Highest Percentage (Min. 40 FGA)	FGM-A	Pct
1. at Vanderbilt, 1/18/18	36-54	.667
2. vs. Savannah State, 3/20/15	34-53	.642
3. at Alabama, 1/8/15	37-58	.638
4. vs. Kentucky, 2/26/17	34-55	.618
5. vs. Florida State, 3/29/15	30-49	.612

Lowest Percentage (Min. 40 FGA)	FGM-A	Pct
1. at Stanford, 11/26/10	12-55	.218
2. vs. Georgia, 3/4/11	12-52	.231
3. at Florida, 1/20/13	15-64	.234
4. at Kentucky, 2/5/09	13-55	.236
5. at Georgia, 1/2/11	13-54	.241

Lowest %age Allowed (Min. 40 FGA)	FGM-A	Pct
1. vs. South Carolina State, 12/14/11	6-48	.125
2. vs. NC Central, 12/2/13	8-50	.160
3. vs. Charleston Southern, 11/8/13	10-54	.185
4. vs. Arkansas, 3/6/15	11-57	.193
vs. Hampton, 11/22/12	11-57	.193

Highest %age Allowed (Min. 40 FGA)	FGM-A	Pct
1. vs. Connecticut, 3/26/18	37-63	.587
2. vs. Connecticut, 2/11/19	37-65	.569
3. vs. Connecticut, 12/28/08	35-62	.565
vs. Florida, 1/9/11	26-46	.565
5. vs. Tennessee, 1/14/18	31-55	.564

3-Point Field Goals

Made	3FGM
1. vs. Minnesota, 12/11/16	16
2. vs. Temple, 12/21/18	15
3. vs. Appalachian State, 12/5/18	14
at Auburn, 1/5/17	14
5. vs. Kentucky, 3/5/16	12

Attempts	3FGA
1. vs. Minnesota, 12/11/16	33
2. vs. Syracuse, 3/25/16	32
3. vs. Temple, 12/21/18	31
4. vs. Drake, 11/24/18 (includes overtime)	30
5. vs. Penn State, 11/20/11	29

Percentage (Min. 5 3FGA)	3FGM-A	Pct
1. vs. ETSU, 11/22/18	11-16	.688
2. vs. Kentucky, 2/18/18	6-9	.667
vs. Oregon State, 3/25/14	4-6	.667
vs. Ole Miss, 1/30/14	4-6	.667
vs. Savannah State, 12/28/13	4-6	.667
vs. Western Carolina, 12/29/12	6-9	.667
at Alabama, 1/10/10	8-12	.667
vs. Charlotte, 12/21/08	8-12	.667

Free Throws

Made	FTM
1. vs. Savannah State, 12/14/14	34
vs. Oregon State, 3/25/14	34
3. vs. Missouri, 1/10/16	32
vs. Ole Miss, 1/30/14	32
at Mississippi State, 1/6/12	32

Attempts	FTA
1. at Mississippi State, 1/6/13	50
2. vs. Savannah State, 12/28/13	48
3. vs. Savannah State, 12/14/14	47
4. vs. Missouri, 2/2/14	46
5. vs. Seton Hall, 11/17/13	44
vs. South Carolina State, 12/21/12	44

Percentage (Min. 10 FTA)	FTM-A	Pct
1. vs. Quinnipiac, 3/25/17	18-19	.947
2. at Texas A&M, 2/23/17	15-16	.923
3. vs. Kentucky, 2/18/18	23-25	.920
4. vs. Temple, 12/21/18	11-12	.917
5. vs. Mississippi State, 3/4/18	10-11	.909
vs. Alabama, 1/19/14	10-11	.909

Rebounding

Total	Rebs
1. vs. Arkansas, 1/25/18	62
vs. College of Charleston, 11/14/13	62
3. at Florida, 1/20/13	59
4. at Alabama, 2/22/16	58
5. vs. Hampton, 11/22/12	57

Margin	Rebs	Margin
1. vs. Savannah State, 12/14/14	56-21	+35
2. vs. Hampton, 12/16/15	52-19	+33
3. vs. Arkansas, 1/25/18	62-31	+31
4. at Alabama, 2/7/13	53-24	+29
5. at Alabama, 2/22/16	58-31	+28

Offensive	Off. Rebs
1. vs. Elon, 11/9/12	29
2. vs. Arkansas, 1/25/18	27
vs. College of Charleston, 11/23/11	27
4. vs. Kansas, 3/25/13	26
at Florida, 1/20/13	26

Turnovers

Fewest	TOs
1. at Tennessee, 2/2/12	4
2. at Ole Miss, 1/4/18	5
vs. UNC Asheville, 3/17/17	5
vs. Vanderbilt, 2/16/17	5
vs. CSU Bakersfield, 11/28/15	5
at Clemson, 11/18/15	5
vs. Syracuse, 11/28/14	5
vs. Tennessee, 2/23/15	5
at Missouri, 2/28/13	5
vs. Georgia, 3/2/12	5
vs. Ole Miss, 3/3/11	5

Most	TOs
1. at Wake Forest, 12/3/08	32
2. at Ole Miss, 2/25/16	29
vs. Hampton, 11/22/12	29
vs. Kentucky, 1/15/12	29
5. at Kentucky, 1/13/11	28

Assists

1. vs. Minnesota, 12/11/16	29
2. vs. NC Central, 12/1/14	26
3. vs. Winthrop, 12/13/15	25
vs. UNCG, 11/15/15	25
vs. San Diego State, 11/23/14	25
vs. Clemson, 11/20/14	25
vs. Alabama, 1/19/14	25
vs. Charleston Southern, 11/8/13	25

Steals

1. at Alabama State, 11/11/18	22
2. vs. Alabama State, 11/10/17	21
vs. NC Central, 12/1/14	21
vs. Furman, 12/11/11	21
5. vs. San Diego State, 11/23/14	18

Blocked Shots

1. vs. Clemson, 11/15/18	16*
vs. Winthrop, 12/13/15	16
2. vs. Arkansas, 3/6/15	15
3. at Mississippi State, 2/6/14	14
vs. Kentucky, 1/9/14	14
5. at Temple, 12/21/17	13

* indicates also a school record

Italics indicates set in 2018-19 season



Doniyah Cliney

6-0 • Sr. • Guard • Newark, N.J.

4

Career Stats at South Carolina

Season	gp-gs	min/avg	fg-fga	pct	3fg-fga	pct	ft-fa	pct	off	def	tot	avg	pf	fo	ast	to	blk	stl	pts	avg
2015-16	20-3	219/11.0	20-47	.426	4-13	.308	18-27	.667	5	11	16	0.8	24	0	14	21	1	10	62	3.1
2016-17	37-1	677/18.3	36-86	.419	7-24	.292	29-50	.580	44	66	110	3.0	50	0	44	41	3	35	108	2.9
2017-18	36-36	1120/31.1	107-247	.433	22-72	.306	46-65	.708	35	78	113	3.1	73	0	82	80	6	35	282	7.8
2018-19	28-14	478/17.1	41-87	.471	11-26	.423	27-35	.771	29	61	90	3.2	34	1	27	30	4	14	120	4.3
TOTAL	121-54	2494/20.6	204-467	.437	44-135	.326	120-177	.678	113	216	329	2.7	181	1	167	172	14	94	572	4.7

In the Record Books

Season

1st – Games played in a season (37 in 2016-17)
8th – Minutes played in a season (1,120 in 2017-18)

4th – Minutes played in an SEC season (541 in 2017-18)
Most games played by a sophomore (37 in 2016-17)

Career Notables

- Part of 2017 National Championship team, coming off the bench for key defensive assignments
- Moved into starting role as a junior, locking in on opponent's top shooter
- As a junior posted six of her double-digit scoring games in SEC play to average 8.4 points per game in league play
- Came to Carolina as the 13th-ranked guard in the 2014 class, scoring over 1,000 points in high school and helping team to state titles her junior and senior seasons
- Majoring in interdisciplinary studies

Season Highlights

- Started four of last five games
- Scored seven of her 11 points at Auburn (Feb. 28) in the first quarter to give the Gamecocks early double digit lead ... huge steal in fourth quarter helped extend game-changing 15-2 run
- Poured in a career-high 16 points at Tennessee (Feb. 24), hitting clutch shots down the stretch, including a big three with 6:34 in the fourth to put Carolina back up by 10
- Showed solid leadership with young lineup coming off the bench early against Georgia (Feb. 14), grabbing three first-quarter rebounds, scoring seven of her season SEC-high 12 points in the third quarter and sealing the victory with a steal in the final 30 seconds
- Collected six of her career-high nine rebounds at Arkansas (Feb. 3) in the fourth quarter to help seal the comeback
- Dished out season-high four assists and connected on an and-one in the fourth quarter to put the Gamecocks up by 17 at #19/15 Kentucky (Jan. 31)
- Connected on two of her career-high three 3-pointers in the opening quarter against Appalachian State (Dec. 5)
- Hit a pair of free throws to put Gamecocks up by two with 28 seconds left in regulation against Drake (Nov. 24)
- Scored six of her nine points against #9/8 Oregon State (Nov. 23) during a 14-2 fourth-quarter run that closed a 14-point deficit to just two with 2:33 to play
- Season-high 14 points vs. ETSU (Nov. 22), including opening game with back-to-back 3s

2018-19 Game-by-Game

Opponent	Date	gs	min	Total		3-Pointers		Free throws		Rebounds										
				fg-fga	pct	3fg-fga	pct	ft-fa	pct	off	def	tot	avg	pf	a	t/o	blk	stl	pts	avg
at Alabama State	11/11/18	*	18	3-3	1.000	0-0	.000	2-2	1.000	1	3	4	4.0	1	2	1	0	2	8	8.0
CLEMSON	11/15/18	*	14	0-2	.000	0-0	.000	0-0	.000	2	1	3	3.5	3	2	3	0	0	0	4.0
#9/10 MARYLAND	11/18/18	*	21	2-5	.400	0-3	.000	0-0	.000	0	0	0	2.3	0	1	0	1	2	4	4.0
vs ETSU	11/22/18	*	16	4-6	.667	2-2	1.000	4-6	.667	2	5	7	3.5	1	2	1	0	0	14	6.5
vs #9/8 Oregon State	11/23/18	*	25	3-4	.750	0-0	.000	3-4	.750	2	3	5	3.8	1	0	1	0	1	9	7.0
vs Drake	11/24/18	*	33	3-8	.375	0-2	.000	2-2	1.000	1	6	7	4.3	4	1	2	1	0	8	7.2
DAYTON	11/28/18	*	23	1-5	.200	0-2	.000	0-0	.000	2	3	5	4.4	0	1	1	0	1	2	6.4
#4/5 BAYLOR	12/02/18	*	12	0-4	.000	0-2	.000	0-0	.000	0	1	1	4.0	1	1	1	0	0	0	5.6
APPALACHIAN STATE	12/05/18	*	16	3-4	.750	3-3	1.000	0-0	.000	3	3	6	4.2	0	2	0	1	0	9	6.0
at Purdue	12/16/18	11	1-2	.500	1-2	.500	2-2	1.000	0	0	0	3.8	2	0	1	0	0	0	5	5.9
TEMPLE	12/21/18	18	4-4	1.000	1-1	1.000	2-2	1.000	2	2	4	3.8	0	0	1	0	1	11	6.4	
FURMAN	12/30/18	25	0-1	.000	0-0	.000	1-2	.500	0	2	2	3.7	2	1	1	0	1	1	5.9	
at #21/21 Texas A&M	01/03/19	2	0-1	.000	0-1	.000	0-0	.000	0	0	0	3.4	0	0	2	0	0	0	5.5	
ALABAMA	01/06/19	4	0-2	.000	0-0	.000	0-0	.000	0	0	0	3.1	0	2	0	0	0	0	5.1	
FLORIDA	01/10/19	18	0-2	.000	0-0	.000	0-0	.000	1	2	3	3.1	1	0	4	0	0	0	4.7	
at LSU	01/13/19	3	0-2	.000	0-2	.000	0-0	.000	1	0	1	3.0	0	0	2	0	0	0	4.4	
at #7/6 Mississippi State	01/17/19	15	0-1	.000	0-0	.000	0-0	.000	0	2	2	2.9	1	0	1	0	0	0	4.2	
#25/ MISSOURI	01/21/19	14	1-1	1.000	0-0	.000	0-0	.000	0	3	3	2.9	1	0	0	0	0	2	4.1	
VANDERBILT	01/28/19	9	0-0	.000	0-0	.000	1-2	.500	1	0	1	2.8	0	0	0	0	0	1	1	3.9
at #19/15 Kentucky	01/31/19	18	1-1	1.000	0-0	.000	1-1	1.000	1	2	3	2.9	0	4	2	0	0	3	3.9	
at Arkansas	02/03/19	*	23	0-4	.000	0-0	.000	1-2	.500	2	7	9	3.1	3	3	1	0	0	1	3.7
OLE MISS	02/07/19	6	0-0	.000	0-0	.000	0-0	.000	0	2	2	3.1	1	1	1	0	0	0	3.5	
GEORGIA	02/14/19	25	5-8	.625	0-2	.000	2-3	.667	2	1	3	3.1	1	0	0	0	1	12	3.9	
at Florida	02/17/19	*	9	1-1	1.000	1-1	1.000	0-0	.000	0	4	4	3.1	0	1	0	0	0	3	3.9
#16/17 KENTUCKY	02/21/19	5	0-0	.000	0-0	.000	0-0	.000	0	0	0	3.0	1	0	0	0	0	0	3.7	
at Tennessee	02/24/19	*	38	5-9	.556	2-2	1.000	4-4	1.000	3	3	6	3.1	2	1	0	1	1	16	4.2
at Auburn	02/28/19	*	36	4-6	.667	1-1	1.000	2-3	.667	3	5	8	3.3	5	2	4	0	1	11	4.4
#5/5 MISSISSIPPI ST	03/03/19	*	21	0-1	.000	0-0	.000	0-0	.000	0	1	1	3.2	3	0	0	0	2	0	4.3
Totals		14	478	41-87	.471	11-26	.423	27-35	.771	29	61	90	3.2	34	27	30	4	14	120	4.3

Miscellaneous

	Season	Career	Record
10+ Points	5	19	16-3
5+ Assists	0	6	6-0
5+ Steals	0	1	1-0
Tm-High Points	1	1	1-0
Tm-High Rebs.	2	5	4-1
Tm-High Assts.	1	7	6-1

Season Highs

Pts	16 at Tennessee, 2/24
FGM	5, 2x, last at Tennessee, 2/24
FGA	9 at Tennessee, 2/24
3FGM	3 vs. Appalachian State, 12/5
FTM	4, 2x, last at Tennessee, 2/24
FTA	6 vs. ETSU, 11/22
Rebs	9 at Arkansas, 2/3
Blks	1, 4x, last at Tennessee, 2/24
Stls	2, 2x, last vs. Maryland, 11/18
Assts	4 at Kentucky, 1/31
Min	38 at Tennessee, 2/24

Career Highs

Pts	16, 2x, last at Tennessee, 2/24/19
FG	7 vs. Texas A&M, 12/31/17
FGA	17 vs. Texas A&M, 12/31/17
FG %	1.000 (4-4), 2x, last vs. Temple, 12/21/18
3FG	3, 2x, last vs. Appalachian State, 12/5/18
3FGA	4, 5x, last vs. UConn, 3/26/18
FT	6 at Ole Miss, 1/14/18
FTA	6, 4x, last at Vanderbilt, 1/18/18
FT %	1.000 (6-6) at Ole Miss, 1/4/18
Reb	9, 2x, last at Arkansas, 2/3/19
Off Reb	5 vs. Western Carolina, 11/30/17
Blk	2, 2x, last at Vanderbilt, 1/18/18
Stl	5 vs. Alabama State, 11/10/17
Asst	6, 2x, last at Kentucky, 2/2/17
Min	40, 2x, last vs. Mississippi State, 3/4/18

SEC Career Highs

Pts	16, 2x, last at Tennessee, 2/24/19
FG	7 vs. Texas A&M, 12/31/17
FGA	17 vs. Texas A&M, 12/31/17
FG %	.1.000 (3-3) vs. Kentucky, 2/18/18
3FG	2, 3x, last at Tennessee, 2/24/19
3FGA	4, 2x, last at Tennessee, 2/25/18
FT	6 at Ole Miss, 1/14/18
FTA	6, 2x, last at Vanderbilt, 1/18/18
FT %	1.000 (6-6) at Ole Miss, 1/4/18
Reb	9 at Arkansas, 2/3/19
Off Reb	4 at Arkansas, 2/5/17
Blk	2 at Vanderbilt, 1/18/18
Stl	3, 4x last vs. Florida, 2/11/18
Asst	6, 2x last at Kentucky, 2/2/17
Min	40 vs. Tennessee, 1/14/18



Te'a Cooper

5-8 • Jr. • Guard • Powder Springs, Ga.

2

Career Stats at South Carolina

Season	gp-gs	min/avg	fg-fga	pct	3fg-fga	pct	ft-fa	pct	off	def	tot	avg	pf	fo	ast	to	blk	stl	pts	avg
2018-19	26-25	586/22.5	109-263	.414	23-85	.271	69-88	.784	19	44	63	2.4	50	2	62	58	8	31	310	11.9
TOTAL	26-25	586/22.5	109-263	.414	23-85	.271	69-88	.784	19	44	63	2.4	50	2	62	58	8	31	310	11.9

Awards

2019 All-SEC Second Team	2015 Naismith Award Finalist
2019 Dawn Staley Award Midseason Watch List	USA Basketball
2016 SEC All-Freshman Team	2015 U19 National Team Trials
2015 High School All-America (McDonald's, WBCA, USA Today, Parade, Max Preps)	2014 U17 World Championships Team
	2013 U16 National Team Trials

Career Notables

- Sat out 2016-17 season (at Tennessee) due to injury and 2017-18 season due to NCAA transfer rules
- Averaged 8.6 points in 2015-16 to earn spot on SEC All-Freshman Team
- Ranked No. 12 in 2015 Class by ESPN
- Majoring in interdisciplinary studies

Season Highlights

- Missed the game at Florida (Feb. 17) due to illness; left the Kentucky game (Feb. 21) with ankle injury; returned against #5/5 Mississippi State (Mar. 3)
- Leads team and ranks 27th in SEC with 11.9 ppg; seventh in the league in free throw percentage (.784)
- Against ranked opponents – 15.1 ppg, 2.8 apg
- Scored or assisted on the first eight points at #4/5 UConn (Feb. 11) on her way to her most efficient shooting night shooting in her career (8-of-10) and 20 points despite playing just 21 minutes due to first-half foul trouble
- Last of three steals at #19/15 Kentucky (Jan. 31) ended 8-2 Wildcat run late in fourth quarter, and last of her 17 points came on a free throw with :02 to play to seal the win
- Aggressive defensively against Vanderbilt (Jan. 28) as three steals all led to Gamecock layups, including two of her own as part of her team-high 18 points
- Sank two buzzer-beater threes at #7/6 Mississippi State, including one to end third quarter and cut deficit to just one point heading into the fourth, on her way to her SEC career-high 27 points
- Scored nine of her 14 points in the first half at LSU (Jan. 13) to build a 22-point lead at halftime
- Snagged two steals in the final minute against Alabama (Jan. 6), including one with :02 left to seal the victory
- Scored 12 of her 24 points in the third quarter and sank a pair of free throws with six seconds to play to close out #21/21 Texas A&M (Jan. 3) on the road
- Averaged 19.3 points at Vancouver Showcase, including posting team's first 20- and 30-point games of the season against #9/8 Oregon State and Drake, respectively
- Hit both of her 3s against #9/8 Oregon State (Nov. 23) in final 2:33, the last of which tied the game with 25 seconds to play ... finished with 22 points, including 14 in the second half as Gamecocks erased an eight-point halftime deficit
- Scored 17, including 15 in the first half, in her Gamecock debut at Alabama State (Nov. 11), 957 days after her last college basketball game

2018-19 Game-by-Game

Opponent	Date	gs	min	Total		3-Pointers		Free throws		Rebounds											
				fg-fga	pct	3fg-fga	pct	ft-fa	pct	off	def	tot	avg	pf	a	t/o	blk	stl	pts	avg	
at Alabama State	11/11/18	*	21	4-9	.444	1-4	.250	8-8	1.000	2	1	3	3.0	1	3	1	0	3	17	17.0	
CLEMSON	11/15/18	*	29	5-10	.500	0-2	.000	5-7	.714	1	1	2	2.5	4	2	5	3	1	15	16.0	
#9/10 MARYLAND	11/18/18	*	31	5-16	.313	0-6	.000	1-2	.500	0	0	0	1.7	0	3	2	0	3	11	14.3	
vs ETSU	11/22/18	*	17	1-4	.250	1-2	.500	2-2	1.000	0	0	0	1.3	1	4	2	1	1	5	12.0	
vs #9/8 Oregon State	11/23/18	*	26	8-20	.400	2-7	.286	4-6	.667	0	4	4	1.8	2	4	1	0	2	22	14.0	
vs Drake	11/24/18	*	38	11-21	.524	4-9	.444	5-7	.714	3	2	5	2.3	5	3	2	0	3	31	16.8	
DAYTON	11/28/18	*	14	0-6	.000	0-2	.000	0-0	.000	0	1	1	2.1	1	0	1	0	1	0	14.4	
#4/5 BAYLOR	12/02/18	*	28	5-13	.385	1-3	.333	5-5	1.000	1	0	1	2.0	3	2	1	0	1	16	14.6	
APPALACHIAN STATE	12/05/18	*	16	3-7	.429	3-6	.500	0-0	.000	1	2	3	2.1	1	2	1	0	0	9	14.0	
at Purdue	12/16/18	*	18	1-4	.250	0-1	.000	0-1	.000	0	1	1	2.0	4	3	1	0	0	2	12.8	
TEMPLE	12/21/18	*	19	6-8	.750	4-5	.800	0-0	.000	0	4	4	2.2	1	4	2	1	1	16	13.1	
FURMAN	12/30/18	*	19	2-6	.333	0-3	.000	0-0	.000	1	0	1	2.1	0	2	6	0	0	4	12.3	
at #21/21 Texas A&M	01/03/19	*	34	7-18	.389	1-5	.200	9-11	.818	1	6	7	2.5	4	6	4	0	0	24	13.2	
ALABAMA	01/06/19	*	24	1-4	.250	0-2	.000	3-4	.750	1	1	2	2.4	1	4	3	0	3	5	12.6	
FLORIDA	01/10/19	*	20	1-5	.200	0-2	.000	0-0	.000	1	3	4	2.5	0	2	2	0	1	2	11.9	
at LSU	01/13/19	*	23	5-11	.455	1-5	.200	3-3	1.000	0	2	2	2.5	2	2	1	0	1	14	12.1	
at #7/6 Mississippi State	01/17/19	*	38	9-21	.429	2-7	.286	7-9	.778	1	4	5	2.6	3	6	6	1	2	27	12.9	
#25/ MISSOURI	01/21/19	*	14	2-5	.400	0-0	.000	3-3	1.000	0	0	0	2.5	4	0	3	0	1	7	12.6	
VANDERBILT	01/28/19	*	34	8-19	.421	0-3	.000	2-2	1.000	1	1	2	2.5	0	2	5	0	3	18	12.9	
at #19/15 Kentucky	01/31/19	*	35	7-15	.467	0-2	.000	3-6	.500	0	3	3	2.5	2	2	2	0	3	17	13.1	
at Arkansas	02/03/19	*	17	3-13	.231	0-2	.000	1-1	1.000	3	1	4	2.6	2	0	2	0	0	7	12.8	
OLE MISS	02/07/19	*	21	3-7	.429	0-2	.000	5-7	.714	1	3	4	2.6	1	1	1	0	1	11	12.7	
at #4/5 UConn	02/11/19	*	21	8-10	.800	2-2	1.000	2-2	1.000	0	2	2	2.6	5	4	0	0	0	20	13.0	
GEORGIA	02/14/19	*	10	1-2	.500	1-2	.500	0-0	.000	1	1	2	2.6	0	0	2	0	0	3	12.6	
#16/17 KENTUCKY	02/21/19	*	4	1-1	1.000	0-0	.000	0-0	.000	0	0	0	2.5	1	1	1	0	0	2	12.2	
#5/5 MISSISSIPPI ST	03/03/19	*	15	2-8	.250	0-1	.000	1-2	.500	0	1	1	2.4	2	0	1	2	0	5	11.9	
Totals			25	586	109-263	.414	23-85	.271	69-88	.784	19	44	63	2.4	50	62	58	8	31	310	11.9

Miscellaneous

	Season	Career	Record
30+ Points	1	1	0-1
20+ Points	5	8	4-4
10+ Points	14	29	21-8
5+ Assists	2	5	4-1
Tm-High Points	10	14	9-5
Tm-High Assts.	5	15	8-7

Career numbers include games prior to transfer

Season Highs

Pts	31 vs. Drake, 11/24
FG	11 vs. Drake, 11/24
FGA	21, 2x, last at Mississippi State, 1/17
3FG	4, 2x, last vs. Temple, 12/21
3FGA	9 vs. Drake, 11/24
FT	9 at Texas A&M, 1/3
FTA	11 at Texas A&M, 1/3
Rebs	7 at Texas A&M, 1/3
Off Reb	3, 2x, last at Arkansas, 2/3
Stls	3, 5x, last vs. Vanderbilt, 1/28
Assts	6, 2x, last at Mississippi State, 1/17
Blks	3 vs. Clemson, 11/15
Min	38, 2x, last at Mississippi State, 1/17

Career Highs

Pts	31 vs. Drake, 11/24/18
FG	11 vs. Drake, 11/24/18
FGA	21 vs. Drake, 11/24/18
FG %800 (8-10) at Connecticut, 2/11/19
3FG	4, 2x, last vs. Temple, 12/21/18
3FGA	10 vs. Arkansas, 2/4/16*
3FG %	1.000 (2-2) at Connecticut, 2/11/19
FT	9 at Texas A&M, 1/3/19
FTA	11 at Texas A&M, 1/3/19
FT %	1.000 (8-8) at Alabama State, 11/11/18
Reb	7, 2x, last at Texas A&M, 1/3*
Off Reb	3, 2x, last at Arkansas, 2/3/19
Stl	4, 4x, last vs. Arkansas, 2/4/16*
Asst	6, 4x, last at Mississippi State, 1/17/19*
Blk	3 vs. Clemson, 11/15/18
Min	38, 3x, last at Mississippi State, 1/17/19*

SEC Career Highs

Pts	27 at Mississippi State, 1/17/19
FG	10 vs. Georgia, 2/28/16*
FGA	21 at Mississippi State, 1/17/19
FG %714 (10-14) vs. Georgia, 2/28/16*
3FG	3, 3x, last vs. Arkansas, 2/4/16*
3FGA	10 vs. Arkansas, 2/4/16*
3FG %750 (3-4) at Kentucky, 1/25/16*
FT	9 at Texas A&M, 1/3/19
FTA	11 at Texas A&M, 1/3/19
FT %	1.000 (4-4) vs. Ole Miss, 2/18/16*
Reb	7 at Texas A&M, 1/3/19
Off Reb	3 at Arkansas, 2/3/19
Stl	4 vs. Arkansas, 2/4/16*
Asst	6, 2x, last at Mississippi State, 1/17/19
Min	38 at Mississippi State, 1/17/19

**indicates at least one game prior to transfer to SC*



Bianca Cuevas-Moore

5-6 • R-Sr. • Guard • Bronx, N.Y.

1

Career Stats at South Carolina

Season	gp-gs	min/avg	fg-fga	pct	3fg-fga	pct	ft-fa	pct	off	def	tot	avg	pf	fo	ast	to	blk	stl	pts	avg
2014-15	37-0	536/14.5	74-200	.370	16-72	.222	45-58	.776	13	35	48	1.3	44	1	64	60	5	42	209	5.6
2015-16	34-1	614/18.1	78-207	.377	20-76	.263	50-66	.758	10	50	60	1.8	43	0	63	64	2	47	226	6.6
2016-17	37-19	864/23.4	101-260	.388	37-99	.374	68-87	.782	15	53	68	1.8	55	0	69	55	3	59	307	8.3
2018-19	26-15	518/19.9	76-207	.367	33-97	.340	46-62	.742	7	22	29	1.1	32	0	17	31	4	36	231	8.9
TOTAL	134-35	2532/18.9	329-874	.376	106-344	.308	209-273	.766	45	160	205	1.5	174	1	213	210	14	184	973	7.3

Awards

McDonald's All-America (2013-14)

New York Class AA co-Player of the Year (2013-14)

In the Record Books

Season

1st – Games played (37 in 2016-17; 37 in 2014-15)

Most games played by a freshman (37 in 2014-15)

Most games played by a junior (37 in 2016-17)

Most steals in a single NCAA Tournament (12 in 2017)

Game

Best free throw percentage by a freshman (1.000 (5-5) vs. Syracuse, 3/22/15)

Career Notables

- Sat out 2017-18 season due to knee injury
- Part of 2017 National Championship team, swiping 12 steals in the six games en route to the title
- Handed out 3.3 assists per game in 2017 SEC Tournament, helping Gamecocks to their third-straight title
- Rated the No. 35 player overall the No. 7 point guard in 2014 recruiting class
- Earned bachelor's degree in criminal justice in May 2018

Season Highlights

- Last five games – team-high 14.8 ppg, 36.0 percent 3-point shooting
- Needs 27 points to reach 1,000 in her career
- Poured in a career-high 28 points at Tennessee (Feb. 24), including 12 in the opening quarter, hitting both from outside and on the fast break
- Scored seven of her 19 points at Florida (Feb. 17) in the first quarter to keep Gamecocks close against hot-shooting Gators
- Dropped 16 points in the second half at #4/5 UConn (Feb. 11) on her way to tying her career high (25)
- Aggressive drives to the rim at Arkansas (Feb. 3) led to 6-of-6 free throw shooting in the third quarter to help the Gamecocks keep pace
- Scored five of her 13 points during 11-2 run to begin the third quarter in the win at #19/15 Kentucky (Jan. 31)
- Scored 11 of her 14 points against #25/- Missouri (Jan. 21) in the first quarter, hitting three of her four 3s in the period as part of the Gamecocks' early barrage
- Finished a perfect shooting night at LSU (Jan. 13) with nine points in her second-straight start, including a diving save for a steal and an assist in the opening quarter sequence that saw South Carolina start on a 9-0 run
- Sank crucial bucket against Alabama (Jan. 6) with 4:39 remaining to stop Crimson Tide run and put Gamecocks up five
- Played harassing defense and hit a transition layup as part of 6-0 run to come back late in second quarter at #21/21 Texas A&M (Jan. 3)
- Played a season-high 28 minutes and posted a season-high five steals in the win at Purdue (Dec. 16)
- Posted first career perfect 3-point shooting game, going 4-of-4 against Appalachian State (Dec. 5) to lead the team in scoring

2018-19 Game-by-Game

Opponent	Date	gs	min	Total	3-Pointers	Free throws	Rebounds													
				fg-fga	pct	3fg-fga	pct	ft-fa	pct	off	def	tot	avg	pf	a	t/o	blk	stl	pts	avg
vs ETSU	11/22/18	17	2-10	.200	1-4	.250	4-6	.667	0	2	2	2.0	3	1	1	0	3	9	9.0	
vs #9/8 Oregon State	11/23/18	3	0-1	.000	0-0	.000	0-0	.000	0	0	0	1.0	0	0	0	0	0	0	4.5	
vs Drake	11/24/18	4	1-2	.500	1-2	.500	0-0	.000	0	0	0	0.7	0	0	0	0	0	3	4.0	
DAYTON	11/28/18	8	0-1	.000	0-1	.000	0-0	.000	0	0	0	0.5	0	0	0	0	1	0	3.0	
#4/5 BAYLOR	12/02/18	11	1-7	.143	1-4	.250	2-2	1.000	0	1	1	0.6	0	0	0	0	1	0	5	3.4
APPALACHIAN STATE	12/05/18	12	4-4	1.000	4-4	1.000	0-0	.000	0	1	1	0.7	1	0	0	0	1	12	4.8	
at Purdue	12/16/18	28	1-8	.125	0-6	.000	0-0	.000	0	0	0	0.6	4	0	0	0	5	2	4.4	
TEMPLE	12/21/18	14	2-6	.333	1-5	.200	0-0	.000	0	0	0	0.5	0	0	0	0	0	5	4.5	
FURMAN	12/30/18	16	2-7	.286	0-3	.000	0-0	.000	1	2	3	0.8	0	0	2	1	2	4	4.4	
at #21/21 Texas A&M	01/03/19	11	3-8	.375	0-2	.000	0-0	.000	0	0	0	0.7	2	0	2	0	1	6	4.6	
ALABAMA	01/06/19	24	4-9	.444	0-1	.000	1-2	.500	0	1	1	0.7	1	3	0	0	1	9	5.0	
FLORIDA	01/10/19	*	17	6-9	.667	4-7	.571	0-0	.000	2	2	0.8	0	1	3	1	1	16	5.9	
at LSU	01/13/19	*	16	2-2	1.000	1-1	1.000	4-4	1.000	0	1	1	0.8	2	1	1	0	3	9	6.2
at #7/6 Mississippi State	01/17/19	*	17	1-4	.250	0-2	.000	0-0	.000	0	0	0	0.8	1	0	2	0	1	2	5.9
#25/- MISSOURI	01/21/19	*	27	5-7	.714	4-5	.800	0-0	.000	2	2	0.9	1	1	3	0	2	14	6.4	
VANDERBILT	01/28/19	*	30	4-8	.500	1-4	.250	0-0	.000	0	0	0	0.8	1	2	0	0	1	9	6.6
at #19/15 Kentucky	01/31/19	*	23	3-7	.429	2-2	1.000	5-8	.625	2	3	5	1.1	2	1	2	0	0	13	6.9
at Arkansas	02/03/19	*	31	4-21	.190	0-6	.000	6-6	1.000	1	2	3	1.2	3	0	0	2	14	7.3	
OLE MISS	02/07/19	*	13	0-5	.000	0-3	.000	0-0	.000	0	0	0	1.1	0	0	2	0	0	6.9	
at #4/5 UConn	02/11/19	*	37	8-18	.444	4-9	.444	5-6	.833	0	0	0	1.1	2	4	2	0	25	7.9	
GEORGIA	02/14/19	*	13	0-1	.000	0-1	.000	0-0	.000	0	1	1	1.0	2	0	3	0	0	7.5	
at Florida	02/17/19	*	32	8-14	.571	3-6	.500	0-2	.000	0	1	1	1.0	1	1	0	2	19	8.0	
#16/17 KENTUCKY	02/21/19	*	34	1-11	.091	0-6	.000	8-10	.800	2	0	2	1.1	1	0	4	0	3	10	8.1
at Tennessee	02/24/19	*	39	9-18	.500	4-7	.571	6-8	.750	0	2	2	1.1	1	1	0	0	4	28	8.9
at Auburn	02/28/19	*	17	2-6	.333	2-2	1.000	2-2	1.000	1	0	1	1.1	3	0	2	1	0	8	8.9
#5/5 MISSISSIPPI ST	03/03/19	*	24	3-13	.231	0-4	.000	3-6	.500	0	1	1	1.1	1	1	1	0	1	9	8.9
Totals		15	518	76-207	.367	33-97	.340	46-62	.742	7	22	29	1.1	32	17	31	4	36	231	8.9

Miscellaneous

	Season	Career	Record
20+ Points	2	5	4-1
10+ Points	8	35	31-4
5+ Assists	0	9	9-0
5+ Steals	1	4	4-0
Tm-High Points	4	9	7-2
Tm-High Assists	0	18	17-1

Season Highs

Pts	28 at Tennessee, 2/24
FG	9 at Tennessee, 2/24
FGA	21 at Arkansas, 2/3
3FG	4, 5x, last at Tennessee, 2/24
3FGA	9 at Connecticut, 2/11
FT	8 vs. Kentucky, 2/21
FTA	10 vs. Kentucky, 2/21
Rebs	5 at Kentucky, 1/31
Stls	5 at Purdue, 12/16
Assts	4 at Connecticut, 2/11
Min	39 at Tennessee, 2/24

Career Highs

Pts	28 at Tennessee, 2/24
FG	10 vs. Georgia, 1/12/17
FGA	21 at Arkansas, 2/3/19
FG %	.833 (5-6) at Hampton, 12/17/14
3FG	5 at Auburn, 1/5/17
3FGA	9 at Connecticut, 2/11/19
3FG %	1.000 (4-4) vs. vs. Appalachian State, 12/5/18
FT	9 at Ole Miss, 2/1/15
FTA	11 at Ole Miss, 2/1/15
FT %	1.000 (6-6), 2x, last at Arkansas, 2/3/19
Reb	6, 2x, last at Georgia, 1/26/17
Off Reb	3 vs. Alabama, 1/29/15
Blk	2, 2x, last vs. UConn, 2/8/16
Stl	6 at Texas A&M, 2/23/17
Asst	7 at Auburn, 1/5/17
Min	39 at Tennessee, 2/24/19

SEC Career Highs

Pts	28 at Tennessee, 2/24/19
FG	10 vs. Georgia, 1/12/17
FGA	21 at Arkansas, 2/3/19
FG %	.714 (5-7) vs. Missouri, 1/21/19
3FG	5 at Auburn, 1/5/17
3FGA	7 at Tennessee, 2/24/19
3FG %	.833 (5-6) at Auburn, 1/5/17
FT	9 at Ole Miss, 2/1/15
FTA	11 at Ole Miss, 2/1/15
FT %	1.000 (6-6), 2x, last at Arkansas, 2/3/19
Reb	6, 2x last at Georgia, 1/26/17
Off Reb	3 vs. Alabama, 1/29/15
Blk	1, 2x, last at Kentucky, 3/1/15
Stl	6 at Texas A&M, 2/23/17
Asst	7 at Auburn, 1/5/17
Min	39 at Tennessee, 2/24



LeLe Grissett

6-2 • So. • Forward • Durham, N.C.

24

Career Stats at South Carolina

Season	gp-gs	min/avg	fg-fga	pct	3fg-fga	pct	ft-fa	pct	off	def	tot	avg	pf	fo	ast	to	blk	stl	pts	avg
2017-18	36-3	477/13.3	56-119	.471	0-0	.000	39-70	.557	56	77	133	3.7	84	0	18	53	7	24	151	4.2
2018-19	28-2	340/12.1	39-67	.582	0-0	.000	24-42	.571	54	62	116	4.1	53	1	8	32	14	11	102	3.6
TOTAL	64-5	817/12.8	95-186	.511	0-0	.000	63-112	.563	110	139	249	3.9	137	1	26	85	21	35	253	4.0

Career Notables

- Played in every game as a freshman and led team in rebounding one time
- Started at Vanderbilt (Jan. 18, 2018) and turned in a career night, shooting 11-of-12 from the field for 22 points – the first Gamecock freshman 20-point outing in SEC play in three years (20 by A'ja Wilson vs. Vanderbilt, 2/15/15)
- Majoring in broadcast journalism

Season Highlights

- All five of her career-high five offensive rounds against Ole Miss (Feb. 7) came in the fourth quarter
- Came up with the huge defensive rebound on a missed free throw with seven seconds to play to help the Gamecocks defeat #21/21 Texas A&M (Jan. 3) on the road
- Scored all five of her points against Furman (Dec. 30) in the fourth quarter to hold off the rallying Paladins
- Notched first career double-double in just 16 minutes of steady play against the lengthy frontline of #4/5 Baylor (Dec. 2)
- Grabbed three of her team-high nine rebounds against Dayton (Nov. 28) during crucial 10-2 run midway through the third quarter that turned a four-point deficit into a three-point lead, adding four points to effort as well
- Picked up a block and scored on the ensuing possession to pull Gamecocks within three in final 1:45 against #9/8 Oregon State (Nov. 23)

Miscellaneous

	Season	Career	Record
Double-Double	1	1	0-1
20+ Points	0	1	1-0
10+ Points	1	5	3-2
10+ Rebounds	1	1	0-1
Tm-High Rebs.	8	9	6-3

Season Highs

Pts	11 vs. Baylor, 12/2
FG	4, 2x, last vs. Appalachian State, 12/5
FGA	7, 2x, last vs. Appalachian State, 12/5
FT	4, 2x, last vs. Dayton, 11/28
FTA	6 vs. Dayton, 11/28
Rebs	10 vs. Baylor, 12/2
Off Reb	5 vs. Ole Miss, 2/7
Blks	2, 2x, last vs. Oregon State, 11/23
Stls	3 vs. ETSU, 11/22
Assts	3 at Alabama State, 11/11
Min	25 at Mississippi State, 1/17

Career Highs

Pts	22 at Vanderbilt, 1/18/18
FG	11 at Vanderbilt, 1/18/18
FGA	12 at Vanderbilt, 1/18/18
FG %917 (11-12) at Vanderbilt, 1/18/18
FT	4, 2x, last vs. Drake, 11/24/18
FTA	8 vs. CoFC, 12/5/17
FT %	1.000 (4-4) vs. Drake, 11/24/19
Reb	10 vs. Baylor, 12/2/19
Off Reb	5, 3x, last vs. Ole Miss, 2/7/19
Def Reb	8 vs. Tennessee, 3/2/18
Blk	2, 3x, last vs. Oregon State, 11/23/18
Stl	4 vs. Alabama State, 11/10/17
Asst	3, 4x, last at Alabama State, 11/11/18
Min	29 vs. Tennessee, 1/14/18

2018-19 Game-by-Game

Opponent	Date	gs	min	Total	3-Pointers	Free throws	Rebounds													
				fg-fga	pct	3fg-fga	pct	ft-fa	pct	off	def	tot	avg	pf	a	t/o	blk	stl	pts	avg
at Alabama State	11/11/18	19	2-7	.286	0-0	.000	0-4	.000	2	0	2	2.0	2	3	0	2	2	4	4.0	
CLEMSON	11/15/18	9	3-3	1.000	0-0	.000	2-2	1.000	1	2	3	2.5	2	0	1	0	2	8	6.0	
#9/10 MARYLAND	11/18/18	22	3-5	.600	0-0	.000	0-0	.000	4	2	6	3.7	3	0	1	1	0	6	6.0	
vs ETSU	11/22/18	17	2-3	.667	0-0	.000	2-2	1.000	2	2	4	3.8	0	2	2	1	3	6	6.0	
vs #9/8 Oregon State	11/23/18	24	2-3	.667	0-0	.000	0-4	.000	1	2	3	3.6	1	0	1	2	0	4	5.6	
vs Drake	11/24/18	21	2-3	.667	0-0	.000	4-4	1.000	2	2	4	3.7	3	0	1	0	0	8	6.0	
DAYTON	11/28/18	* 23	2-3	.667	0-0	.000	4-6	.667	2	7	9	4.4	2	0	0	0	1	8	6.3	
#4/5 BAYLOR	12/02/18	* 16	4-6	.667	0-0	.000	3-4	.750	4	6	10	5.1	4	1	2	1	0	11	6.9	
APPALACHIAN STATE	12/05/18	14	4-7	.571	0-0	.000	1-2	.500	4	3	7	5.3	2	1	3	1	0	9	7.1	
at Purdue	12/16/18	12	1-3	.333	0-0	.000	0-0	.000	2	2	4	5.2	0	0	1	0	0	2	6.6	
TEMPLE	12/21/18	11	1-2	.500	0-0	.000	2-2	1.000	3	5	8	5.5	1	0	1	0	0	4	6.4	
FURMAN	12/30/18	20	2-4	.500	0-0	.000	1-2	.500	3	2	5	5.4	3	0	1	1	0	5	6.3	
at #21/21 Texas A&M	01/03/19	5	0-0	.000	0-0	.000	0-0	.000	0	3	3	5.2	0	0	0	1	0	0	5.8	
ALABAMA	01/06/19	3	1-1	1.000	0-0	.000	0-0	.000	1	2	3	5.1	2	0	2	1	0	2	5.5	
FLORIDA	01/10/19	14	3-5	.600	0-0	.000	1-2	.500	3	6	9	5.3	2	0	0	1	2	7	5.6	
at LSU	01/13/19	14	2-2	1.000	0-0	.000	1-2	.500	3	6	9	5.6	2	0	3	0	0	5	5.6	
at #7/6 Mississippi State	01/17/19	25	2-2	1.000	0-0	.000	0-0	.000	3	1	4	5.5	4	0	1	0	0	4	5.5	
#25- MISSOURI	01/21/19	13	2-3	.667	0-0	.000	1-2	.500	4	1	5	5.4	5	1	1	0	0	5	5.4	
VANDERBILT	01/28/19	5	0-1	.000	0-0	.000	0-0	.000	2	1	3	5.3	1	0	3	0	1	0	5.2	
at #19/15 Kentucky	01/31/19	7	0-0	.000	0-0	.000	0-0	.000	0	0	0	5.1	2	0	2	0	0	0	4.9	
at Arkansas	02/03/19	3	0-0	.000	0-0	.000	0-0	.000	0	1	1	4.9	0	0	0	1	0	0	4.7	
OLE MISS	02/07/19	12	1-4	.250	0-0	.000	2-4	.500	5	1	6	4.9	3	0	2	0	0	4	4.6	
at #4/5 UConn	02/11/19	8	0-0	.000	0-0	.000	0-0	.000	2	1	3	4.8	1	0	1	1	0	0	4.4	
GEORGIA	02/14/19	3	0-0	.000	0-0	.000	0-0	.000	1	0	1	4.7	1	0	1	0	0	0	4.3	
at Florida	02/17/19	5	0-0	.000	0-0	.000	0-0	.000	0	2	2	4.6	1	0	1	0	0	0	4.1	
#16/17 KENTUCKY	02/21/19	3	0-0	.000	0-0	.000	0-0	.000	0	0	0	4.4	2	0	1	0	0	0	3.9	
at Auburn	02/28/19	2	0-0	.000	0-0	.000	0-0	.000	0	1	1	4.3	0	0	0	0	0	0	3.8	
#5/5 MISSISSIPPI ST	03/03/19	10	0-0	.000	0-0	.000	0-0	.000	0	1	1	4.1	4	0	0	0	0	0	3.6	
Totals		2	340	39-67	.582	0-0	.000	24-42	.571	54	62	116	4.1	53	8	32	14	11	102	3.6

SEC Career Highs

Pts	22 at Vanderbilt, 1/18/18
FG	11 at Vanderbilt, 1/18/18
FGA	12 at Vanderbilt, 1/18/18
FG %917 (11-12) at Vanderbilt, 1/18/18
FT	3, 3x, last vs. Arkansas, 1/25/18
FTA	5 vs. Arkansas, 1/25/18
FT %750 (3-4), 2x, last vs. Auburn, 1/11/18
Reb	9, 3x, last at LSU, 1/13/19
Off Reb	5, 2x, last vs. Ole Miss, 2/7/19
Def Reb	6, 3x, last at LSU, 1/13/19
Blk	2 at Kentucky, 1/21/18
Stl	3 vs. Arkansas, 1/25/18
Asst	2 vs. Arkansas, 1/25/18
Min	29 vs. Tennessee, 1/14/18



Tyasha Harris

5-10 • Jr. • Guard • Noblesville, Ind.

52

Career Stats at South Carolina

Season	gp-gs	min/avg	fg-fga	pct	3fg-fga	pct	ft-fa	pct	off	def	tot	avg	pf	fo	ast	to	blk	stl	pts	avg
2016-17	37-27	973/26.3	75-175	.429	26-78	.333	33-49	.673	5	70	75	2.0	57	0	117	59	7	37	209	5.6
2017-18	36-35	1208/33.6	133-318	.418	32-107	.299	76-102	.745	11	110	121	3.4	53	2	220	93	7	79	374	10.4
2018-19	29-28	905/31.2	105-267	.393	34-109	.312	65-78	.833	13	94	107	3.7	55	0	154	53	10	49	309	10.7
TOTAL	102-90	3086/30.3	313-760	.412	92-294	.313	174-229	.760	29	274	303	3.0	165	2	491	205	24	165	892	8.7

Awards

2x All-SEC Second Team (Coaches, AP) – 2018, 2019
 2019 Nancy Lieberman Award Top 10
 2019 Dawn Staley Award Midseason Watch List
 2018 WBCA All-Region
 2018 SEC All-Tournament Team

2017 SEC All-Freshman Team
USA Basketball
 2017 FIBA U19 World Cup, silver medal
 2016 FIBA U18 Americas Cup, gold medal
 2018 U.S. National Team Training Camp (Sept.)

In the Record Books

Career

1st – Assists in an SEC career (263)
 6th – Assists in a career (491)

Season

1st – Assists in a season (220 in 2017-18)
 1st – Minutes played in a season (1,208 in 2017-18)
 1st – Games played in a season (37 in 2016-17)
 5th – Assist average in a season (6.1 in 2017-18)

1st – Assists in an SEC season (104 in 2017-18)

1st – Assist average in an SEC season (6.5 in 2017-18)

4th – Assists in an SEC season (60 in 2016-17)

5th – Minutes played in an SEC season (539 in 2017-18)

Game

1st – Assists in an SEC game (14 at Tennessee, 2/24/19)
 Most assists in an NCAA Tournament game (9 vs. Buffalo, 3/24/18)

Career Notables

- Took over starting point guard duties full-time in Jan. 2017 and guided Gamecocks to SEC and NCAA titles
- Holds five single-season school records
- Ranked the No. 27 overall recruit and the No. 8 point guard in the 2016 Class
- Majoring in sports management

Season Highlights

- Ranks second in the SEC and 28th in the nation in apg (5.3), 14th in nation in assist/turnover ratio (2.9)
- During SEC play – 6.2 apg (2nd) and 3.3 assist-to-turnover ratio (T-2nd)
- Last five games - 13.2 ppg, 8.8 apg and 4.8 rpg
- Scored 11 of her team-high 20 points against #5/5 Mississippi State (Mar. 3) in the second half, including layup off a steal to make it a two-point game with 42 seconds left as part of seven-point fourth quarter
- Hit eight clutch free throws in the fourth quarter at Auburn (Feb. 28) to go with 10 assists, marking her second-straight double-double
- All-around impact at Tennessee (Feb. 24) – career-high 14 assists, team-high tying seven rebounds, four steals and scoring 11 points ... posted her second double-double in three games
- Scored 10 of her 15 points at Arkansas (Feb. 3) in the fourth quarter, including five straight to give Carolina its first lead of the game
- Hit a clutch bucket with 1:36 to go at #21/21 Texas A&M (Jan. 3) to end three-minute scoring drought and give Gamecocks three-point lead

2018-19 Game-by-Game

Opponent	Date	gs	min	Total		3-Pointers		Free throws		Rebounds					pf	a	t/o	blk	stl	pts	avg
				fg-fga	pct	3fg-fga	pct	ft-fa	pct	off	def	tot	avg								
at Alabama State	11/11/18	*	22	2-5	.400	1-2	.500	1-1	1.000	0	4	4	4.0	3	5	2	0	3	6	6.0	
CLEMSON	11/15/18	*	30	2-9	.222	1-5	.200	6-6	1.000	0	6	6	5.0	2	6	6	0	1	11	8.5	
#9/10 MARYLAND	11/18/18	*	29	1-8	.125	0-4	.000	2-4	.500	0	4	4	4.7	2	1	2	0	2	4	7.0	
vs ETSU	11/22/18	*	14	4-6	.667	2-3	.667	3-4	.750	0	1	1	3.8	4	5	2	1	1	13	8.5	
vs #9/8 Oregon State	11/23/18	*	27	2-7	.286	0-1	.000	0-0	.000	0	1	1	3.2	4	1	1	1	2	4	7.6	
vs Drake	11/24/18	*	39	7-12	.583	2-5	.400	2-2	1.000	0	2	2	3.0	1	3	1	1	5	18	9.3	
DAYTON	11/28/18	*	37	9-18	.500	2-5	.400	4-4	1.000	2	1	3	3.0	1	1	0	0	2	24	11.4	
#4/5 BAYLOR	12/02/18	*	33	3-12	.250	0-3	.000	4-5	.800	2	2	4	3.1	2	4	2	0	2	10	11.3	
APPALACHIAN STATE	12/05/18	*	21	3-6	.500	2-4	.500	0-0	.000	0	5	5	3.3	1	7	0	0	1	8	10.9	
at Purdue	12/16/18	*	46	3-8	.375	0-2	.000	8-9	.889	2	2	4	3.4	4	7	2	1	2	14	11.2	
TEMPLE	12/21/18	*	21	5-10	.500	2-3	.667	0-0	.000	1	3	4	3.5	1	6	2	0	1	12	11.3	
FURMAN	12/30/18	*	26	1-6	.167	1-3	.333	2-2	1.000	0	2	2	3.3	1	4	0	0	2	5	10.8	
at #21/21 Texas A&M	01/03/19	*	33	2-8	.250	0-4	.000	0-0	.000	0	4	4	3.4	3	3	1	0	0	4	10.2	
ALABAMA	01/06/19	*	34	1-3	.333	0-1	.000	2-2	1.000	2	6	8	3.7	0	3	4	1	2	4	9.8	
FLORIDA	01/10/19	*	24	4-9	.444	2-5	.400	0-0	.000	0	2	2	3.6	1	8	0	0	3	10	9.8	
at LSU	01/13/19	*	25	2-4	.500	2-3	.667	0-0	.000	0	1	1	3.4	0	5	1	1	0	6	9.6	
at #7/6 Mississippi State	01/17/19	*	40	5-11	.455	4-8	.500	3-4	.750	0	1	1	3.3	2	4	0	0	4	17	10.0	
#25/- MISSOURI	01/21/19	*	33	4-12	.333	2-5	.400	6-6	1.000	2	3	5	3.4	2	5	1	0	2	16	10.3	
VANDERBILT	01/28/19	*	32	5-8	.625	2-3	.667	2-3	.667	0	7	7	3.6	0	6	1	0	0	14	10.5	
at #19/15 Kentucky	01/31/19	*	38	3-8	.375	1-2	.500	1-2	.500	1	4	5	3.7	3	5	1	0	2	8	10.4	
at Arkansas	02/03/19	*	33	6-10	.600	2-4	.500	1-3	.333	1	3	4	3.7	4	5	3	0	1	15	10.6	
OLE MISS	02/07/19	*	23	1-5	.200	1-3	.333	0-0	.000	0	1	1	3.5	2	9	0	0	0	3	10.3	
at #4/5 UConn	02/11/19	*	33	4-11	.364	1-4	.250	2-2	1.000	0	2	2	3.5	2	5	3	1	2	11	10.3	
GEORGIA	02/14/19	*	25	2-5	.400	0-1	.000	2-2	1.000	0	3	3	3.5	0	2	4	0	0	6	10.1	
at Florida	02/17/19	*	32	4-7	.571	1-4	.250	2-2	1.000	0	4	4	3.5	2	10	4	0	0	11	10.2	
#16/17 KENTUCKY	02/21/19	*	39	4-12	.333	1-6	.167	1-2	.500	0	4	4	3.5	2	7	4	2	1	10	10.2	
at Tennessee	02/24/19	*	38	5-19	.263	0-7	.000	1-2	.500	0	7	7	3.6	1	14	1	0	4	11	10.2	
at Auburn	02/28/19	*	39	3-12	.250	0-3	.000	8-9	.889	0	5	5	3.7	2	10	2	0	0	14	10.3	
#5/5 MISSISSIPPI ST	03/03/19	*	39	8-16	.500	2-6	.333	2-2	1.000	0	4	4	3.7	3	3	3	1	4	20	10.7	
Totals			28	905	105-267	.393	34-109	.312	65-78	.833	13	94	107	3.7	55	154	53	10	49	309	10.7

Miscellaneous

	Season	Career	Record
Double-Double	3	9	8-1
20+ Points	2	5	4-1
10+ Points	17	42	35-7
5+ Assists	18	52	46-6
5+ Steals	0	3	3-0
Tm-High Points	3	6	4-2
Tm-High Rebs.	1	2	2-0
Tm-High Assts.	21	68	57-11

Season Highs

Pts 24 vs. Dayton, 11/28
 FG 9 vs. Dayton, 11/28
 FGA 19 at Tennessee, 2/24
 3FG 4 at Mississippi State, 1/17
 3FGA 8 at Mississippi State, 1/17
 FTM 8, 2x, last at Auburn, 2/28
 FTA 9, 2x, last at Auburn, 2/28
 Rebs 8 vs. Alabama, 1/6
 Stls 5 vs. Drake, 11/24
 Assts 14 at Tennessee, 2/24
 Min 46 at Purdue, 12/16

Career Highs

Pts 28 vs. Tennessee, 1/14/18
 FG 9, 2x, last vs. Dayton, 11/28
 FGA 21 vs. Tennessee, 1/14/18
 FG % 1.000 (3-3) vs. Kentucky, 2/26/17
 3FG 4, 2x, last at Mississippi State, 1/17/19
 3FGA 8, 3x, last at Mississippi State, 1/17/19
 3FG %750 (3-4) vs. Minnesota, 12/11/16
 FT 8, 2x, last at Auburn, 2/28/19
 FTA 10 vs. Tennessee, 1/14/18
 FT % 1.000 (7-7), 2x, last at Alabama, 2/8/18
 Reb 13 vs. Arkansas, 1/25/18
 Off Reb 3 vs. Arkansas, 1/25/18
 Blk 2, 2x, last vs. Florida, 2/11/18
 Stl 6, 2x, last vs. Savannah State, 12/17/17
 Asst 14 at Tennessee, 2/24/19
 Min 46 at Purdue, 12/16/18

SEC Career Highs

Pts 28 vs. Tennessee, 1/14/18
 FG 9 vs. Tennessee, 1/14/18
 FGA 21 vs. Tennessee, 1/14/18
 FG % 1.000 (3-3) vs. Kentucky, 2/26/17
 3FG 4, 2x, last at Mississippi State, 1/17/19
 3FGA 8, 2x, last at Mississippi State, 1/17/19
 3FG %667 (2-3), 2x, last vs. Vanderbilt, 1/28/19
 FT 8 at Auburn, 2/28/19
 FTA 10 vs. Tennessee, 1/14/18
 FT % 1.000 (7-7) at Alabama, 2/8/18
 Reb 13 vs. Arkansas, 1/25/18
 Off Reb 3 vs. Arkansas, 1/25/18
 Blk 2, 2x, last vs. Florida, 2/11/18
 Stl 4, 5x, last vs. Mississippi State, 3/3/19
 Asst 14 at Tennessee, 2/24/19
 Min 40 at Mississippi State, 1/17/19



Destanni Henderson

5-7 • Fr. • Guard • Fort Myers, Fla.

3

Career Stats at South Carolina

Season	gp-gs	min/avg	fg-fga	pct	3fg-fga	pct	ft-fa	pct	off	def	tot	avg	pf	fo	ast	to	blk	stl	pts	avg
2018-19	27-6	421/15.6	53-139	.381	28-67	.418	23-32	.719	10	28	38	1.4	29	0	35	37	2	14	157	5.8
TOTAL	27-6	421/15.6	53-139	.381	28-67	.418	23-32	.719	10	28	38	1.4	29	0	35	37	2	14	157	5.8

Awards

2019 SEC All-Freshman Team

2018 McDonald's All-America

2018 Florida Dairy Farmers Miss Basketball

Two-time Florida Class 7A Player of the Year (2017, 2018)

USA Basketball

2016 FIBA U17 World Cup, bronze medal

2015 U16 National Team Trials

Career Notables

- Rated No. 1 point guard and No. 9 overall recruit in Class of 2018
- Helped high school team to three state championships while amassing 1,649 career points
- Majoring in sports management

Season Highlights

- Averaging the most minutes among Carolina freshmen this season at 15.6, including 17.2 per SEC game
- Last five games – 17.2 mpg, 50.0 percent shooting, 63.6 percent 3-point shooting
- Three of career-high four 3s against #16/17 Kentucky (Feb. 21) came in fourth quarter as Gamecocks tried to finish off comeback
- Took over in second quarter at Florida (Feb. 17) scoring 12 points on 4-of-5 shooting to help Gamecocks take the lead for good
- Huge offensive spark off the bench against Georgia (Feb. 14) with eight of her team-high 14 points coming during a 15-2 first-quarter run that turned a five-point deficit into a six-point lead
- Hit two threes in the second quarter to help separate the Gamecocks against Ole Miss (Feb. 7) on her way to second-straight game in double figures
- Scored 12 of her career-high 19 points in the fourth quarter at Arkansas (Feb. 3), helping deliver the late Gamecock comeback with two buckets in the paint, two 3s and two free throws
- Transition layup cut halftime deficit to Vanderbilt (Jan. 28) to just two points
- Played in a career-high 29 minutes, connecting on go-ahead 3-pointer with 5:06 to go in the game to help the Gamecocks defeat #21/21 Texas A&M (Jan. 3) on the road
- Scored 10 points against Furman (Dec. 30), hitting a pair of threes including one with 35 seconds left in the fourth to ice the game
- Opened scoring vs. Temple (Dec. 21) with a 3, adding another late in the first quarter to help Gamecocks to 25-15 lead after first quarter
- Debuted with a bang, hitting four 3s for 13 points at Alabama State (Nov. 11)

2018-19 Game-by-Game

Opponent	Date	gs	min	Total	fg-fga	pct	3fg-fga	pct	Free throws	ft-fa	pct	off	def	tot	avg	pf	a	t/o	blk	stl	pts	avg
at Alabama State	11/11/18	22	4-7	.571	4-7	.571	1-2	.500	0	1	1.0	1	1	2	0	2	13	13.0				
CLEMSON	11/15/18	10	0-2	.000	0-2	.000	0-0	.000	0	0	0	0	0	0	0.5	0	1	2	0	0	0	6.5
#9/10 MARYLAND	11/18/18	12	1-5	.200	0-1	.000	0-0	.000	0	0	0.3	0	1	0	0	0	2	5.0				
vs ETSU	11/22/18	17	1-5	.200	1-1	1.000	2-2	1.000	0	0	0.3	3	0	2	0	0	5	5.0				
vs #9/8 Oregon State	11/23/18	16	2-8	.250	1-2	.500	0-0	.000	1	0	1	0.4	1	0	1	0	1	5	5.0			
vs Drake	11/24/18	7	0-3	.000	0-2	.000	0-0	.000	0	0	0.3	0	1	1	0	0	1	4.2				
DAYTON	11/28/18	5	0-0	.000	0-0	.000	1-2	.500	0	0	0.3	1	0	0	0	0	1	3.7				
#4/5 BAYLOR	12/02/18	13	1-5	.200	1-2	.500	1-2	.500	1	0	1	0.4	0	1	1	0	0	4	3.8			
APPALACHIAN STATE	12/05/18	14	1-4	.250	1-2	.500	1-2	.500	0	1	1	0.4	4	2	3	0	1	4	3.8			
at Purdue	12/16/18	* 10	0-1	.000	0-0	.000	0-0	.000	0	0	0	0.4	1	0	1	0	0	0	3.4			
TEMPLE	12/21/18	* 18	2-4	.500	2-3	.667	0-0	.000	1	1	2	0.5	1	3	3	1	1	6	3.6			
FURMAN	12/30/18	* 22	3-8	.375	2-5	.400	2-2	1.000	1	2	3	0.8	2	3	0	0	1	10	4.2			
at #21/21 Texas A&M	01/03/19	* 29	2-10	.200	1-5	.200	0-0	.000	0	2	2	0.8	1	1	0	0	1	5	4.2			
ALABAMA	01/06/19	* 18	4-6	.667	1-3	.333	2-2	1.000	1	0	1	0.9	1	1	1	0	0	11	4.7			
FLORIDA	01/10/19	14	1-5	.200	1-2	.500	0-0	.000	0	1	1	0.9	2	0	1	0	0	3	4.6			
at LSU	01/13/19	18	1-5	.200	0-3	.000	0-0	.000	0	1	1	0.9	1	1	1	0	0	2	4.4			
#25/- MISSOURI	01/21/19	9	2-4	.500	0-1	.000	0-0	.000	0	0	0	0.8	0	0	1	0	0	4	4.4			
VANDERBILT	01/28/19	9	1-5	.200	0-1	.000	0-0	.000	1	0	1	0.8	0	0	1	0	0	2	4.3			
at Arkansas	02/03/19	23	7-11	.636	3-6	.500	2-3	.667	2	2	4	1.0	1	2	1	0	0	19	5.1			
OLE MISS	02/07/19	28	4-6	.667	3-5	.600	1-2	.500	0	5	5	1.2	0	5	1	0	2	12	5.4			
at #4/5 UConn	02/11/19	14	1-4	.250	0-2	.000	0-0	.000	0	0	0	1.1	3	1	2	0	0	2	5.2			
GEORGIA	02/14/19	22	4-9	.444	0-1	.000	6-7	.857	0	3	3	1.2	2	4	2	1	2	14	5.6			
at Florida	02/17/19	* 30	6-8	.750	3-5	.600	3-4	.750	0	4	4	1.3	0	4	1	0	1	18	6.2			
#16/17 KENTUCKY	02/21/19	27	4-8	.500	4-5	.800	0-0	.000	1	5	6	1.5	3	3	6	0	1	12	6.4			
at Tennessee	02/24/19	2	0-0	.000	0-0	.000	0-0	.000	0	0	0	1.5	0	0	0	0	0	0	6.2			
at Auburn	02/28/19	5	0-1	.000	0-0	.000	1-2	.500	1	0	1	1.5	1	0	2	0	0	1	6.0			
#5/5 MISSISSIPPI ST	03/03/19	7	1-5	.200	0-1	.000	0-0	.000	0	0	0	1.4	0	0	1	0	0	2	5.8			
Totals		6	421	53-139	.381	28-67	.418	23-32	.719	10	28	38	1.4	29	35	37	2	14	157	5.8		

Miscellaneous

	Season	Career	Record
10+ Points	8	8	7-1
5+ Assists	1	1	1-0
Tm-High Points	3	3	2-1
Tm-High Assts.	1	1	1-0

Career Highs

Pts	19 at Arkansas, 2/3/19
FG	7 at Arkansas, 2/3/19
FGA	11 at Arkansas, 2/3/19
FG %	.750 (6-8) at Florida, 2/17/19
3FG	4, 2x, last, vs. Kentucky, 2/21/19
3FGA	7 at Alabama State, 11/11/18
3FG %	.800 (4-5) vs. Kentucky, 2/21/19
FT	6 vs. Georgia, 2/14/19
FTA	7 vs. Georgia, 2/14/19
FT %	1.000 (2-2), 3x, last vs. Alabama, 1/6/19
Rebs	6 vs. Kentucky, 2/21/19
Assts	5 vs. Ole Miss, 2/7/19
Stl	2, 3x, last vs. Georgia, 2/14/19
Blk	1, 2x, last vs. Georgia, 2/14/19
Min	30 at Florida, 2/17/19

SEC Career Highs

Pts	19 at Arkansas, 2/3/19
FGM	7 at Arkansas, 2/3/19
FGA	11 at Arkansas, 2/3/19
FG %	.667 (4-6) vs. Alabama, 1/6/19
3FGM	4 vs. Kentucky, 2/21/19
3FGA	6 at Arkansas, 2/3/19
3FG %	.800 (4-5) vs. Kentucky, 2/21/19
FT	6 vs. Georgia, 2/14/19
FTA	7 vs. Georgia, 2/14/19
FT %	1.000 (2-2) vs. Alabama, 1/6/19
Rebs	6 vs. Kentucky, 2/21/19
Assts	5 vs. Ole Miss, 2/7/19
Stl	2, 2x, last vs. Georgia, 2/14/19
Blk	1 vs. Georgia, 2/14/19
Min	30 at Florida, 2/17/19



Mikiah Herbert Harrigan

6-2 • Jr. • Forward • Pembroke Pines, Fla.

21

Career Stats at South Carolina

Season	gp-gs	min/avg	fg-fga	pct	3fg-fga	pct	ft-fa	pct	off	def	tot	avg	pf	fo	ast	to	blk	stl	pts	avg
2016-17	37-3	610/16.5	71-152	.467	1-4	.250	37-53	.698	40	81	121	3.3	55	2	19	44	39	14	180	4.9
2017-18	33-5	558/16.9	90-184	.489	2-11	.182	53-69	.768	31	90	121	3.7	66	1	20	40	42	12	235	7.1
2018-19	29-21	656/22.6	110-244	.451	8-21	.381	48-60	.800	40	108	148	5.1	61	2	15	40	59	18	276	9.5
TOTAL	99-29	1824/18.4	271-580	.467	11-36	.306	138-182	.758	111	279	390	3.9	182	5	54	124	140	44	691	7.0

Awards

2018 SEC All-Tournament Team

In the Record Books

Career

T-7th – Blocks in a career (140)

Season

1st – Games played in a season (37 in 2016-17)

Most games played by a freshman (37 in 2016-17)

Game

Best field goal percentage by a freshman (1.000 (5-5) vs. Vanderbilt, 2/16/17)

Best free throw percentage by a freshman (1.000 (5-5) vs. Louisville, 11/27/16)

Career Notables

- Has been dominant in SEC Tournament play over first two seasons, helping Gamecocks to both titles
- Is among the SEC's top shot blockers, ranking ninth in the league in 2017-18
- Ranked the No. 12 forward in the 2016 class and the No. 74 player overall
- Majoring in criminal justice

Season Highlights

- Became 13th Gamecock to reach 100 career blocks with a pair of swats at Purdue (Dec. 16)
- Ranks third in SEC and 39th in the nation in blocked shots per game (2.0)
- Notched her third double-double off the bench against #5/5 Mississippi State (Mar. 3), including a highlight reel block in the second quarter to help go into the locker room with a 39-32 lead
- Came off the bench at Auburn (Feb. 28) to lead team to win with 12 fourth-quarter points on 4-of-5 shooting
- Good energy at Tennessee (Feb. 24) with three blocks in second quarter and three of her five rebounds coming in the fourth quarter to help hold off Lady Vols' comeback attempt
- Helped Carolina jump out to a big first-quarter lead at #4/5 UConn (Feb. 11), including a three with 4:40 to go in the period to put the Gamecocks up by 10
- Hit go-ahead basket with 34.5 seconds remaining against Alabama (Jan. 6), and scored six of her SEC career-best 18 points in the third quarter to help Gamecocks keep the lead over the rallying Crimson Tide
- Anchored the frontcourt at #21/21 Texas A&M (Jan. 3), especially on the glass in the second half, grabbing 11 of her career-high 16 rebounds in the final 20 minutes while scoring seven of her 11 points and blocking five of her career-high six shots in that stretch to secure the comeback victory
- Was both steady and clutch at Purdue (Dec. 16) en route to her first career double-double, grabbing the offensive rebound (her eighth of the game) that set up game-tying free throws from Bianca Jackson at the end of first overtime and adding a jumper and a blocked shot to help pull away in the second OT
- Swatted two of her four blocks against Dayton (Nov. 28) in the final three minutes to help hold Flyers scoreless over last 4:39

2018-19 Game-by-Game

Opponent	Date	gs	min	Total		3-Pointers		Free throws		Rebounds					pf	a	t/o	blk	stl	pts	avg
				fg-fga	pct	3fg-fga	pct	ft-fa	pct	off	def	tot	avg								
at Alabama State	11/11/18	*	19	4-12	.333	0-1	.000	3-3	1.000	2	4	6	6.0	2	2	1	3	2	11	11.0	
CLEMSON	11/15/18	*	25	2-6	.333	0-0	.000	3-4	.750	0	5	5	5.5	2	0	1	4	4	7	9.0	
#9/10 MARYLAND	11/18/18	*	22	6-13	.462	1-3	.333	1-2	.500	2	0	2	4.3	2	1	1	0	0	14	10.7	
vs ETSU	11/22/18	*	15	1-2	.500	0-0	.000	4-4	1.000	0	7	7	5.0	2	0	0	0	2	6	9.5	
vs #9/8 Oregon State	11/23/18	*	19	1-8	.125	0-0	.000	2-2	1.000	3	0	3	4.6	2	0	0	1	0	4	8.4	
vs Drake	11/24/18		5	1-3	.333	0-0	.000	0-0	.000	0	0	0	3.8	0	0	0	0	0	2	7.3	
DAYTON	11/28/18		22	2-8	.250	0-0	.000	5-6	.833	1	5	6	4.1	2	0	2	4	1	9	7.6	
#4/5 BAYLOR	12/02/18		17	2-3	.667	0-0	.000	0-0	.000	0	0	0	3.6	0	1	1	0	0	4	7.1	
APPALACHIAN STATE	12/05/18	*	14	4-5	.800	0-0	.000	0-0	.000	0	2	2	3.4	2	0	2	3	0	8	7.2	
at Purdue	12/16/18	*	45	8-16	.500	0-0	.000	3-4	.750	8	7	15	4.6	2	4	4	2	2	19	8.4	
TEMPLE	12/21/18	*	19	2-7	.286	1-2	.500	2-2	1.000	0	7	7	4.8	0	0	1	3	0	7	8.3	
FURMAN	12/30/18	*	14	4-5	.800	0-0	.000	0-0	.000	0	3	3	4.7	1	0	2	3	0	8	8.3	
at #21/21 Texas A&M	01/03/19	*	32	5-10	.500	0-0	.000	1-1	1.000	3	13	16	5.5	5	1	4	5	1	11	8.5	
ALABAMA	01/06/19	*	37	8-16	.500	0-1	.000	2-2	1.000	4	5	9	5.8	3	0	1	5	1	18	9.1	
FLORIDA	01/10/19	*	13	5-7	.714	1-1	1.000	0-0	.000	1	0	1	5.5	4	0	0	1	1	11	9.3	
at LSU	01/13/19	*	23	5-9	.556	0-0	.000	0-0	.000	0	3	3	5.3	5	2	1	1	0	10	9.3	
at #7/6 Mississippi State	01/17/19	*	28	5-10	.500	2-4	.500	0-0	.000	2	1	3	5.2	3	1	0	1	0	12	9.5	
#25/ MISSOURI	01/21/19	*	23	6-13	.462	0-1	.000	4-5	.800	3	3	6	5.2	3	0	0	1	0	16	9.8	
VANDERBILT	01/28/19	*	32	6-11	.545	0-0	.000	3-3	1.000	1	4	5	5.2	1	0	1	3	3	15	10.1	
at #19/15 Kentucky	01/31/19	*	32	4-15	.267	0-1	.000	3-4	.750	2	3	5	5.2	3	0	3	4	1	11	10.2	
at Arkansas	02/03/19	*	11	0-3	.000	0-0	.000	1-2	.500	0	3	3	5.1	2	0	0	1	0	1	9.7	
OLE MISS	02/07/19	*	20	2-3	.667	1-1	1.000	2-2	1.000	0	5	5	5.1	2	1	3	2	1	7	9.6	
at #4/5 UConn	02/11/19	*	32	5-12	.417	1-3	.333	0-0	.000	0	3	3	5.0	0	0	0	0	0	11	9.7	
GEORGIA	02/14/19	*	21	1-5	.200	0-0	.000	2-2	1.000	4	3	7	5.1	4	0	4	0	0	4	9.4	
at Florida	02/17/19	*	20	4-8	.500	0-0	.000	1-3	.333	0	2	2	5.0	4	0	0	0	0	9	9.4	
#16/17 KENTUCKY	02/21/19	*	14	1-2	.500	0-0	.000	0-0	.000	0	3	3	4.9	2	1	1	1	0	2	9.1	
at Tennessee	02/24/19		25	4-11	.364	0-1	.000	0-0	.000	1	4	5	4.9	1	0	2	4	0	8	9.1	
at Auburn	02/28/19		28	7-10	.700	0-0	.000	4-7	.571	0	5	5	4.9	1	1	4	0	2	18	9.4	
#5/5 MISSISSIPPI ST	03/03/19		29	5-11	.455	1-2	.500	2-2	1.000	3	8	11	5.1	1	0	1	4	0	13	9.5	
Totals			21	656	110-244	.451	8-21	.381	48-60	.800	40	108	148	5.1	61	15	40	59	18	276	9.5

Miscellaneous

	Season	Career	Record
Double-Doubles	3	3	2-1
20+ Points	0	1	1-0
10+ Points	14	30	25-5
10+ Rebounds	3	5	4-1
5+ Blocks	2	2	2-0
Tm-High Pts.	5	7	5-2
Tm-High Rebs.	7	8	7-1

Season Highs

Pts	19 at Purdue, 12/16
FG	8, 2x, last vs. Alabama, 1/6
FGA	16, 2x, last vs. Alabama, 1/6
FG %	.800 (4-5), 2x, last vs. Furman, 12/30
3FG	2 at Mississippi State, 1/17
FT	5 vs. Dayton, 11/28
FTA	6 vs. Dayton, 11/28
Rebs	16 at Texas A&M, 1/3
Off Reb	8 at Purdue, 12/16
Blks	6 at Texas A&M, 1/3
Stls	4 vs. Clemson, 11/15
Assts	4 at Purdue, 12/16
Min	45 at Purdue, 12/16

Career Highs

Pts	21 vs. Savannah State, 12/17/17
FG	8, 2x, last vs. Alabama, 1/6/19
FGA	16, 2x, last vs. Alabama, 1/6/19
FG %	1.000 (5-5) vs. Vanderbilt, 2/16/17
3FG	2 at Mississippi State, 1/17
3FGA	4 at Mississippi State, 1/17/19
FT	7 vs. Savannah State, 12/17/17
FTA	7, 2x, last vs. Savannah State, 12/17/17
FT %	1.000 (7-7) vs. Savannah State, 12/17/17
Reb	16 at Texas A&M, 1/3/19
Off Reb	8 at Purdue, 12/16/18
Def Reb	13 at Texas A&M, 1/3/19
Blk	6 at Texas A&M, 1/3/19
Stl	4 vs. Clemson, 11/15/18
Asst	4 at Purdue, 12/16/18
Min	45 at Purdue, 12/16/18

SEC Career Highs

Pts	18, 2x, last at Auburn, 2/28/19
FG	8 vs. Alabama, 1/6/19
FGA	16 vs. Alabama, 1/6/19
FG %	1.000 (5-5) vs. Vanderbilt, 2/16/17
3FG	2 at Mississippi State, 1/17/19
3FGA	4 at Mississippi State, 1/17/19
FT	4, 3x, last at Auburn, 2/28/19
FTA	7 at Auburn, 2/28/19
FT %	1.000 (3-3), 2x, last vs. Vanderbilt, 1/28/19
Reb	16 at Texas A&M, 1/3/19
Off Reb	4, 2x, last vs. Georgia, 2/14/19
Def Reb	13 at Texas A&M, 1/3/19
Blk	6 at Texas A&M, 1/3/19
Stl	3 vs. Vanderbilt, 1/28/19
Asst	2, 3x last at LSU, 1/13/19
Min	37 vs. Alabama, 1/6/19



Bianca Jackson

5-11 • So. • Guard • Montgomery, Ala.

10

Career Stats at South Carolina

Season	gp-gs	min/avg	fg-fga	pct	3fg-fga	pct	ft-fa	pct	off	def	tot	avg	pf	fo	ast	to	blk	stl	pts	avg
2017-18	36-25	1092/30.3	93-236	.394	41-104	.394	37-49	.755	30	93	123	3.4	69	1	66	47	12	30	264	7.3
2018-19	28-4	491/17.5	38-110	.345	20-61	.328	15-21	.714	15	36	51	1.8	30	0	21	27	5	15	111	4.0
TOTAL	64-29	1583/24.7	131-346	.379	61-165	.370	52-70	.743	45	129	174	2.7	99	1	87	74	17	45	375	5.9

Awards

2018 SEC All-Freshman Team

Career Notables

- Started 25 of her 36 games as a freshman, leading team in scoring at #15/15 Missouri and vs. #1/1 UConn
- Rank the No. 54 player in the 2017 class
- Majoring in integrated technology

Season Highlights

- Sank a three with just seconds left in the first quarter to extend Carolina's lead over #5/5 Mississippi State (March 3) to 19-14 after the first quarter
- Great fourth quarter at Auburn (Feb. 28) with four points and three rebounds, including two offensive
- Drew first SEC start of the season at Tennessee (Feb. 24), adding four points and three rebounds to 27-11 first quarter
- Turned the momentum and gave Carolina the lead with a 3-pointer during an 11-0 first-quarter run against Georgia (Feb. 14)
- Was lights out from the 3-point line, shooting a season-best 3-of-4, including 2-of-2 in the second half to keep LSU (Jan. 13) at a distance on the road
- Hit a 3 late in regulation at Purdue (Dec. 16) to help force overtime, then sank three free throws to tie the game with :02 left in overtime
- Solid night passing the ball against Appalachian State (Dec. 5), finishing with four assists and her third straight game without a turnover
- Great shooting night against ETSU (Nov. 22), hitting a career-best 85.7 percent from the field (6-of-7) for a season-high 14 points in just 23 minutes

Miscellaneous

	Season	Career	Record
20+ Points	0	1	0-1
10+ Points	4	14	12-2
10+ Rebounds	0	1	1-0
5+ Assists	0	1	1-0
5+ Steals	1	1	1-0
Tm-High Points	1	3	1-2
Tm-High Assts.	1	3	1-2

Season Highs

Pts	14, 2x, last at Purdue, 12/16
FG	6 vs. ETSU, 11/22
FGA	9, 2x, last at Purdue, 12/16
3FG	3, 2x, last at LSU, 1/13
3FGA	6, 2x, last vs. Temple, 12/21
FT	5 at Purdue, 12/16
FTA	6 at Purdue, 12/16
Rebs	6 at Auburn, 2/28
Blks	1, 4x, last vs. Mississippi State, 3/3
Stls	6 vs. ETSU, 11/22
Assts	4, 2x, last vs. Appalachian State, 12/5
Min	35 vs. Drake, 11/24

Career Highs

Pts	20 vs. UConn, 2/1/18
FG	8 vs. UConn, 2/1/18
FGA	14 vs. Arkansas, 1/25/18
FG %	.857 (6-7) vs. ETSU, 11/22/18
3FG	4, 2x, last vs. Kentucky, 2/18/18
3FGA	7 vs. Arkansas, 1/25/18
3FG %	.800 (4-5) vs. Kentucky, 2/18/18
FT	5 at Purdue, 12/16/18
FTA	6, 2x, last at Purdue, 12/16/18
FT %	.833 (5-6) at Purdue, 12/16/18
Reb	10 vs. CoFC, 12/5/17
Off Reb	2, 11x, last at Auburn, 2/28/19
Blk	2, 2x, last at Alabama, 2/8/18
Stl	3 vs. Savannah State, 12/17/17
Asst	7 at Clemson, 11/16/17
Min	40 vs. Mississippi State, 3/4/18

2018-19 Game-by-Game

Opponent	Date	gs	min	Total		3-Pointers		Free throws		Rebounds											
				fg-fga	pct	3fg-fga	pct	ft-fa	pct	off	def	tot	avg	pf	a	t/o	blk	stl	pts	avg	
at Alabama State	11/11/18	*	29	4-9	.444	3-6	.500	2-2	1.000	2	1	3	3.0	3	3	2	0	2	13	13.0	
CLEMSON	11/15/18	*	27	3-8	.375	2-5	.400	1-2	.500	1	2	3	3.0	2	2	6	1	1	9	11.0	
#9/10 MARYLAND	11/18/18		19	1-2	.500	0-1	.000	0-0	.000	0	1	1	2.3	4	0	3	0	0	2	8.0	
vs ETSU	11/22/18		23	6-7	.857	1-1	1.000	1-1	1.000	1	1	2	2.3	2	1	1	0	6	14	9.5	
vs #9/8 Oregon State	11/23/18		15	1-6	.167	1-3	.333	0-0	.000	1	0	1	2.0	0	0	0	0	1	3	8.2	
vs Drake	11/24/18	*	35	0-6	.000	0-6	.000	0-0	.000	0	2	2	2.0	4	4	3	0	0	0	6.8	
DAYTON	11/28/18		20	1-2	.500	0-1	.000	0-2	.000	1	1	2	2.0	1	0	0	0	0	2	6.1	
#4/5 BAYLOR	12/02/18		4	0-1	.000	0-0	.000	0-0	.000	0	1	1	1.9	0	0	0	0	0	0	5.4	
APPALACHIAN STATE	12/05/18		22	1-5	.200	1-4	.250	0-0	.000	0	2	2	1.9	1	4	0	0	1	3	5.1	
at Purdue	12/16/18		31	4-9	.444	1-3	.333	5-6	.833	0	3	3	2.0	4	1	2	0	1	14	6.0	
TEMPLE	12/21/18		18	2-7	.286	2-6	.333	0-0	.000	0	2	2	2.0	0	0	1	0	0	6	6.0	
FURMAN	12/30/18		15	1-1	1.000	1-1	1.000	3-4	.750	1	3	4	2.2	1	0	2	1	0	6	6.0	
at #21/21 Texas A&M	01/03/19		9	0-2	.000	0-1	.000	0-0	.000	1	1	2	2.2	0	0	0	0	0	0	5.5	
ALABAMA	01/06/19		12	0-4	.000	0-2	.000	0-0	.000	0	1	1	2.1	0	0	0	0	0	0	5.1	
FLORIDA	01/10/19		19	0-3	.000	0-1	.000	0-0	.000	0	1	1	2.0	0	1	1	0	0	0	4.8	
at LSU	01/13/19		21	3-6	.500	3-4	.750	1-2	.500	2	2	4	2.1	2	1	1	0	0	10	5.1	
at #7/6 Mississippi State	01/17/19		21	3-5	.600	2-4	.500	0-0	.000	1	3	4	2.2	1	0	0	0	0	8	5.3	
#25/6 MISSOURI	01/21/19		14	0-2	.000	0-1	.000	0-0	.000	0	1	1	2.2	1	1	0	0	0	0	5.0	
at #19/15 Kentucky	01/31/19		7	1-1	1.000	0-0	.000	0-0	.000	0	0	0	2.1	0	0	0	0	1	2	4.8	
at Arkansas	02/03/19		7	0-1	.000	0-1	.000	0-0	.000	0	1	1	2.0	0	1	1	0	0	0	4.6	
OLE MISS	02/07/19		10	0-2	.000	0-1	.000	0-0	.000	0	1	1	2.0	1	0	1	0	0	0	4.4	
at #4/5 UConn	02/11/19		14	1-3	.333	1-2	.500	0-0	.000	0	0	0	1.9	1	0	1	0	1	3	4.3	
GEORGIA	02/14/19		15	1-3	.333	1-1	1.000	0-0	.000	0	0	0	1.8	0	1	0	0	0	3	4.3	
at Florida	02/17/19		7	0-0	.000	0-0	.000	0-0	.000	0	0	0	1.7	0	0	1	1	0	0	4.1	
#16/17 KENTUCKY	02/21/19		5	1-2	.500	0-1	.000	0-0	.000	0	0	0	1.6	1	0	1	0	0	2	4.0	
at Tennessee	02/24/19	*	26	2-4	.500	0-1	.000	0-0	.000	2	2	4	1.7	0	0	0	0	0	4	4.0	
at Auburn	02/28/19		28	1-7	.143	0-3	.000	2-2	1.000	2	4	6	1.9	1	0	0	1	0	4	4.0	
#5/5 MISSISSIPPI ST	03/03/19		18	1-2	.500	1-1	1.000	0-0	.000	0	0	0	1.8	0	1	0	1	1	3	4.0	
Totals			4	491	38-110	.345	20-61	.328	15-21	.714	15	36	51	1.8	30	21	27	5	15	111	4.0

SEC Career Highs

Pts	16 vs. Arkansas, 1/25/18
FG	5 vs. Arkansas, 1/25/18
FGA	14 vs. Arkansas, 1/25/18
FG %	.750 (3-4) at LSU, 1/13/19
3FG	4 vs. Kentucky, 2/18/18
3FGA	7 vs. Arkansas, 1/25/18
3FG %	.800 (4-5) vs. Kentucky, 2/18/18
FT	4 at Alabama, 2/8/18
FTA	6 at Alabama, 2/8/18
FT %	.800 (4-5) vs. Arkansas, 1/25/18
Reb	8 at Mississippi State, 2/5/18
Off Reb	2, 6x, last at Auburn, 2/28/19
Blk	2 at Alabama, 2/8/18
Stl	2, 2x, last at Alabama, 2/8/18
Asst	5 vs. Kentucky, 2/18/18
Min	39 at Georgia, 2/15/18



Alexis Jennings

6-3 • Sr. • Forward • Madison, Ala.

35

Career Stats at South Carolina

Season	gp-gs	min/avg	fg-fga	pct	3fg-fga	pct	ft-fa	pct	off	def	tot	avg	pf	fo	ast	to	blk	stl	pts	avg
2017-18	36-36	911/25.3	158-271	.583	1-6	.167	94-128	.734	85	154	239	6.6	74	0	35	65	37	28	411	11.4
2018-19	28-27	697/24.9	128-230	.557	1-4	.250	51-71	.718	62	112	174	6.2	48	1	12	47	30	27	308	11.0
TOTAL	64-63	1608/25.1	286-501	.571	2-10	.200	145-199	.729	147	266	413	6.5	122	1	47	112	67	55	719	11.2

Awards

2019 All-SEC Second Team (Coaches)
2015 SEC All-Freshman Team
2014 WBCA High School All-America

USA Basketball

2016 FIBA 3x3 World Championship, bronze medal

In the Record Books

Game

Best field goal percentage in a game at Colonial Life Arena (1.000 (9-9) vs. Arkansas, 1/25/18)

Career Notables

- Scored her 1,000th career point in 2017-18 season finale against UConn (March 26)
- Started every game of her debut season at South Carolina (2017-18)
- Played two seasons at Kentucky, averaging 8.9 points and 5.4 rebounds in her 67 games
- Ranked the No. 9 forward in Class of 2014 and a WBCA All-American as a senior
- Earned bachelor's degree in public health in May 2018

Season Highlights

- In SEC – 11.8 ppg (29th), 6.2 rpg (19th), 2.4 offensive rebounds per game (10th), 1.3 bpg (5th)
- Last five games – 14.0 ppg, .610 field goal percentage, 8.0 rpg
- Scored seven of her 15 points in the third quarter at Auburn (Feb. 28) and hit a hook shot midway through the fourth to put the Gamecocks back on top for good, finishing in double figures for the 10th time in 11 games
- Poured in 13 of her 15 points during the second half at Tennessee (Feb. 24)
- Poured in third-most points in a quarter in program history with 17 in the third at Florida (Feb. 17)
- Grabbed nine of her 12 rebounds in first half at Arkansas (Feb. 3) and finished with second-straight double-double
- Recorded second double-double at #19/15 Kentucky (Jan. 31), including six points and two offensive boards in pivotal fourth quarter
- Scored seven of her 15 points against Vanderbilt (Jan. 28) during a 15-6 third-quarter start to erase a halftime deficit
- Established post game in the second quarter against #25/- Missouri (Jan. 21), scoring eight points in the period
- Came up with huge steal with six seconds left to help defeat Alabama (Jan. 6)
- Powered team to victory with six of her team-high 19 points against Furman (Dec. 30) coming in the fourth quarter, including five straight after the Paladins had closed to within four points with 2:45 to play
- Scored nine of her 19 points at Purdue (Dec. 16) in the overtime periods, including the final two free throws to seal the victory
- Scored eight of team's final 14 points of regulation against Drake (Nov. 24) to help force overtime

2018-19 Game-by-Game

Opponent	Date	gs	min	Total		3-Pointers		Free throws		Rebounds														
				fg-fga	pct	3fg-fga	pct	ft-fa	pct	off	def	tot	avg	pf	a	t/o	blk	stl	pts	avg				
CLEMSON	11/15/18	*	17	3-6	.500	0-0	.000	2-3	.667	2	3	5	5.0	1	1	1	2	1	8	8.0				
#9/10 MARYLAND	11/18/18	*	15	4-8	.500	0-1	.000	1-2	.500	2	2	4	4.5	0	2	1	1	1	9	8.5				
vs ETSU	11/22/18	*	11	2-2	1.000	0-0	.000	0-0	.000	0	2	2	3.7	2	0	0	1	0	4	7.0				
vs #9/8 Oregon State	11/23/18	*	31	4-12	.333	0-0	.000	4-6	.667	8	6	14	6.3	0	1	1	1	1	12	8.3				
vs Drake	11/24/18	*	22	4-7	.571	0-0	.000	2-2	1.000	2	4	6	6.2	2	0	2	1	0	10	8.6				
DAYTON	11/28/18	*	22	4-8	.500	0-0	.000	1-4	.250	0	3	3	5.7	2	0	4	1	0	9	8.7				
#4/5 BAYLOR	12/02/18	*	29	5-10	.500	0-0	.000	1-4	.250	5	4	9	6.1	3	0	4	0	0	11	9.0				
APPALACHIAN STATE	12/05/18	*	18	5-5	1.000	0-0	.000	0-1	.000	0	3	3	5.8	1	1	2	1	0	10	9.1				
at Purdue	12/16/18	*	38	7-13	.538	0-0	.000	5-5	1.000	3	4	7	5.9	3	1	3	0	3	19	10.2				
TEMPLE	12/21/18	*	6	1-1	1.000	0-0	.000	0-0	.000	0	1	1	5.4	1	0	0	0	1	2	9.4				
FURMAN	12/30/18	*	29	8-11	.727	0-0	.000	3-5	.600	0	5	5	5.4	1	2	3	2	0	19	10.3				
at #21/21 Texas A&M	01/03/19	*	34	3-7	.429	0-0	.000	0-0	.000	3	5	8	5.6	3	0	3	1	0	6	9.9				
ALABAMA	01/06/19	*	24	2-8	.250	0-0	.000	2-2	1.000	2	1	3	5.4	2	0	3	1	1	6	9.6				
FLORIDA	01/10/19	*	28	6-10	.600	0-1	.000	1-2	.500	3	5	8	5.6	0	0	1	0	1	13	9.9				
at LSU	01/13/19	*	28	4-6	.667	0-0	.000	2-2	1.000	1	6	7	5.7	2	2	1	1	1	10	9.9				
at #7/6 Mississippi State	01/17/19	*	16	2-7	.286	0-0	.000	0-0	.000	1	1	2	5.4	3	0	1	0	0	4	9.5				
#25/- MISSOURI	01/21/19	*	35	6-12	.500	0-0	.000	2-2	1.000	2	5	7	5.5	1	0	1	0	0	14	9.8				
VANDERBILT	01/28/19	*	18	7-8	.875	0-0	.000	1-2	.500	0	2	2	5.3	3	0	0	0	2	15	10.1				
at #19/15 Kentucky	01/31/19	*	36	8-15	.533	0-0	.000	2-2	1.000	4	8	12	5.7	3	0	1	0	1	18	10.5				
at Arkansas	02/03/19	*	23	5-8	.625	0-0	.000	0-0	.000	5	7	12	6.0	0	0	2	1	2	10	10.5				
OLE MISS	02/07/19	*	22	5-11	.455	0-0	.000	2-2	1.000	2	4	6	6.0	0	0	0	1	2	12	10.5				
at #4/5 UConn	02/11/19	*	18	3-5	.600	0-0	.000	0-0	.000	1	3	4	5.9	1	1	1	0	0	6	10.3				
GEORGIA	02/14/19	*	28	5-9	.556	0-0	.000	1-4	.250	1	3	4	5.8	1	0	1	3	2	11	10.3				
at Florida	02/17/19	*	25	8-11	.727	1-1	1.000	5-6	.833	2	3	5	5.8	1	0	2	1	3	22	10.8				
#16/17 KENTUCKY	02/21/19	*	34	3-6	.500	0-1	.000	6-6	1.000	3	6	9	5.9	3	0	2	3	2	12	10.9				
at Tennessee	02/24/19	*	32	7-9	.778	0-0	.000	1-2	.500	1	6	7	6.0	2	1	3	3	1	15	11.0				
at Auburn	02/28/19	*	28	5-6	.833	0-0	.000	5-5	1.000	2	8	10	6.1	5	0	3	1	1	15	11.2				
#5/5 MISSISSIPPI ST	03/03/19	*	30	2-9	.222	0-0	.000	2-2	1.000	7	2	9	6.2	2	0	1	4	1	6	11.0				
Totals			27	697	128-230	.557	1-4	250	51-71	.718	62	112	174	6.2	48	12	47	30	27	308	11.0			

Miscellaneous

	Season	Career	Record
Double-Double	4	17	13-4
20+ Points	1	9	9-0
10+ Points	18	72	54-18
10+ Rebounds	4	19	14-5
5+ Blocks	0	1	1-0
Tm-High Points	5	15	13-2
Tm-High Rebs.	11	26	19-7

Career numbers include games prior to transfer

Season Highs

Pts	22 at Florida, 2/17
FG	8, 3x, last at Florida, 2/17
FGA	15 at Kentucky, 1/31
FG %	1.000 (5-5) vs. Appalachian State, 12/5
FT	5, 3x, last at Auburn, 2/28
FTA	6, 2x, last at Florida, 2/17
FT %	1.000 (6-6) vs. Kentucky, 2/21/19
Rebs	14 vs. Oregon State, 11/23
Off Rebs	8 vs. Oregon State, 11/23
Blks	3, 2x, last at Tennessee, 2/24
Stl	3, 2x, last at Florida, 2/17
Asst	2, 3x, last vs LSU, 1/13
Min	38 at Purdue, 12/16

Career Highs

Pts	28 vs. Morehead State, 11/18/15
	at SC.....27 at Vanderbilt, 1/18/18
FG	12 vs. Morehead State, 11/18/15
	at SC.....10 vs. St. John's, 11/25/17
FGA	15, 2x, last vs. Duke, 12/3/17
FG %	1.000 (9-9) vs. Arkansas, 1/25/18
FT	8, 2x, last at Vanderbilt, 1/18/18*
FTA	13 at Vanderbilt, 1/18/18
FT %	1.000 (6-6), 2x, last vs. Kentucky, 2/21/19*
Reb	16 vs. Texas A&M, 2/28/16
	at SC.....14 vs. Oregon State, 11/23/18
Off Reb	8, 2x, last vs. Oregon State, 11/23/18
Blk	6 vs. Oklahoma, 3/21/16
	at SC.....4 vs. Mississippi State, 3/3/19
Stl	3, 5x, last at Florida, 2/17/19*
Asst	3 at Ole Miss, 1/4/18
Min	38 at Purdue, 12/16/18

SEC Career Highs

Pts	27 at Vanderbilt, 1/18/18
FG	9, 3x, last at Vanderbilt, 1/18/18*
FGA	15, 2x, last at Kentucky, 1/31/19*
FG %	1.000 (9-9) vs. Arkansas, 1/25/18
FT	8 at Vanderbilt, 1/18/18
FTA	13 at Vanderbilt, 1/18/18
FT %	1.000 (6-6), 2x, last vs. Kentucky, 2/21/19*
Reb	16 vs. Texas A&M, 2/28/16
	at SC.....13 at Vanderbilt, 1/18/18
Off Reb	8 at Arkansas, 2/3/19
Blk	4 vs. Mississippi State, 3/3/19
Stl	3, 3x, last at Florida, 2/17/19*
Asst	3 at Ole Miss, 1/4/18
Min	36 at Kentucky, 1/31/19

** indicates at least one game prior to transfer to SC*



Nelly Perry

5-10 • R-Sr. • Guard • Camden, N.J.



Career Stats at South Carolina

Season	gp-gs	min/avg	fg-fga	pct	3fg-fga	pct	ft-fa	pct	off	def	tot	avg	pf	fo	ast	to	blk	stl	pts	avg
2018-19	26-2	348/13.4	37-101	.366	12-42	.286	14-25	.560	15	43	58	2.2	29	0	26	9	9	12	100	3.8
TOTAL	26-2	348/13.4	37-101	.366	12-42	.286	14-25	.560	15	43	58	2.2	29	0	26	9	9	12	100	3.8

Career Notables

- Scored her 1,000th career point in 2018-19 regular-season finale against Mississippi State (Mar. 3)
- Played three seasons at Clemson, averaging 11.0 points and 2.5 assists and shooting 34.1 percent from the field
- Was Tigers' top scorer as a junior (12.7) and ranked 12th in the ACC with 14.3 points per game as a sophomore (2015-16)
- Pursuing her master's degree in health information technology

Season Highlights

- Stepped off the bench to score all six of her points during an 11-2 fourth-quarter run against #5/5 Mississippi State (Mar. 3) to help pull the Gamecocks within two ... scored 1,000th point of her career
- Dropped back-to-back threes in the third quarter against Ole Miss (Feb. 7) on her way to her highest scoring game in a Carolina uniform (13 points) and her first time leading the team in scoring
- Scored her five points at Purdue (Dec. 16) in a 32-second span of the third quarter to help Gamecocks establish a double-digit lead early in the second half
- Netted her 10 points against Dayton (Nov. 28) at just the right time, including a tough drive to the rim to break a tie at the end of the third quarter and a shot-clock-beating 3-pointer with a defender in her face during the Gamecocks' closing run to victory

Miscellaneous

	Season	Career	Record
Double-Doubles	0	1	1-0
30+ Points	0	1	0-1
20+ Points	0	10	2-8
10+ Points	3	46	22-24
10+ Rebs.	0	1	1-0
5+ Assists	1	13	8-5
Tm-High Pts.	1	25	6-19
Tm-High Reb.	2	2	2-0
Tm-High Assists	1	40	14-26

Career numbers include games prior to transfer

Season Highs

Pts	13 vs. Ole Miss, 2/7
FG	5 vs. Ole Miss, 2/7
FGA	9 at Florida, 2/17
3FG	3 vs. Ole Miss, 2/7
3FGA	4, 4x, last vs. Ole Miss, 2/7
FT	2 vs. Temple, 12/21
FTA	3, 2x, last at Florida, 2/17
Rebs	7 vs. ETSU, 11/22
Stls	3 at Alabama State, 11/11
Assts	5 vs. Temple, 12/21
Blks	2 vs. Dayton, 11/28
Min	25 at Florida, 2/17

Career Highs

Pts	33 vs. Boston College, 2/18/16*
FG	13 vs. Boston College, 2/18/16*
FGA	24 vs. Boston College, 2/18/16*
FG %	1.000 (6-6) vs. UNCG, 11/14/14*
3FG	4, 4x, last vs. Bethune-Cookman, 12/29/16*
3FGA	10 at Georgia Tech, 2/23/17*
3FG %	.750 (3-4) vs. Ole Miss, 2/7/19
FT	10 at Georgia Tech, 2/23/17*
FTA	12 at Georgia Tech, 2/23/17*
FT %	1.000 (8-8) vs. Maine, 12/2/16*
Reb	9, 2x, last vs. Coastal Carolina, 11/11/16*
Off Reb	4, 4x, last at Monmouth, 11/19/16*
Blk	3, 2x, last at Syracuse, 2/4/16*
Stl	4, 2x, last vs. Maine, 12/2/16*
Asst	8 vs. Louisiana Tech, 11/22/16*
Min	38, 4x, last vs. Louisiana Tech, 11/22/16*

**indicates at least one game prior to transfer to SC*

2018-19 Game-by-Game

Opponent	Date	gs	min	fg-fga	pct	3fg-fga	pct	ft-fa	pct	off	def	tot	avg	pf	a	t/o	blk	stl	pts	avg
at Alabama State	11/11/18	15	1-3	.333	1-2	.500	1-2	.500	0	2	2	2.0	0	2	0	0	3	4	4.0	
CLEMSON	11/15/18	17	1-5	.200	1-4	.250	1-2	.500	0	4	4	3.0	1	1	1	0	1	4	4.0	
#9/10 MARYLAND	11/18/18	10	0-4	.000	0-2	.000	0-0	.000	2	0	2	2.7	1	1	0	0	0	0	2.7	
vs ETSU	11/22/18	20	4-4	1.000	1-1	1.000	1-2	.500	2	5	7	3.8	2	3	1	0	2	10	4.5	
vs #9/8 Oregon State	11/23/18	14	2-4	.500	1-2	.500	0-0	.000	0	1	1	3.2	3	1	0	0	1	5	4.6	
vs Drake	11/24/18	14	1-4	.250	1-4	.250	0-0	.000	1	3	4	3.3	2	2	0	0	0	3	4.3	
DAYTON	11/28/18	22	4-6	.667	1-1	1.000	1-2	.500	0	3	3	3.3	1	1	0	2	0	10	5.1	
#4/5 BAYLOR	12/02/18	20	1-3	.333	1-1	1.000	2-4	.500	1	3	4	3.4	2	1	1	1	0	5	5.1	
APPALACHIAN STATE	12/05/18	18	1-4	.250	0-3	.000	0-0	.000	0	3	3	3.3	1	0	0	0	0	2	4.8	
at Purdue	12/16/18	11	2-4	.500	1-2	.500	0-0	.000	0	1	1	3.1	1	0	1	1	0	5	4.8	
TEMPLE	12/21/18	23	2-6	.333	1-4	.250	2-3	.667	1	2	3	3.1	0	5	1	1	0	7	5.0	
FURMAN	12/30/18	4	0-0	.000	0-0	.000	0-0	.000	0	1	1	2.9	0	1	0	0	0	0	4.6	
at #21/21 Texas A&M	01/03/19	2	0-0	.000	0-0	.000	0-0	.000	0	0	0	2.7	3	0	0	0	0	0	4.2	
ALABAMA	01/06/19	9	1-4	.250	0-2	.000	0-0	.000	0	1	1	2.6	1	0	0	1	1	2	4.1	
FLORIDA	01/10/19	14	2-4	.500	0-1	.000	0-0	.000	0	1	1	2.5	1	2	1	0	0	4	4.1	
at LSU	01/13/19	15	2-6	.333	0-1	.000	1-1	1.000	1	1	2	2.4	0	1	0	1	1	5	4.1	
#25/ MISSOURI	01/21/19	11	0-2	.000	0-1	.000	1-2	.500	0	1	1	2.4	2	0	0	0	1	1	3.9	
VANDERBILT	01/28/19	11	1-4	.250	0-0	.000	0-0	.000	1	1	2	2.3	0	0	0	0	1	2	3.8	
at Arkansas	02/03/19	9	0-2	.000	0-1	.000	1-2	.500	0	1	1	2.3	1	0	1	0	0	1	3.7	
OLE MISS	02/07/19	22	5-8	.625	3-4	.750	0-0	.000	2	1	3	2.3	2	2	1	0	1	13	4.2	
at #4/5 UConn	02/11/19	5	0-1	.000	0-0	.000	0-0	.000	0	1	1	2.2	0	0	0	0	0	0	4.0	
GEORGIA	02/14/19	10	1-4	.250	0-1	.000	0-0	.000	0	0	0	2.1	0	2	0	0	0	2	3.9	
at Florida	02/17/19	25	3-9	.333	0-2	.000	1-3	.333	1	4	5	2.3	2	1	0	1	0	7	4.0	
#16/17 KENTUCKY	02/21/19	8	0-2	.000	0-1	.000	0-0	.000	1	0	1	2.2	1	0	0	0	0	0	3.8	
at Auburn	02/28/19	12	1-5	.200	0-2	.000	0-0	.000	0	2	2	2.2	0	0	1	1	0	2	3.8	
#5/5 MISSISSIPPI ST	03/03/19	7	2-3	.667	0-0	.000	2-2	1.000	2	1	3	2.2	2	0	0	0	0	6	3.8	
Totals		2	348	37-101	.366	12-42	.286	14-25	.560	15	43	58	2.2	29	26	9	9	12	100	3.8



Victoria Saxton

6-2 • Fr. • Forward • Rome, Ga.

5

Career Stats at South Carolina

Season	gp-gs	min/avg	fg-fga	pct	3fg-fga	pct	ft-fa	pct	off	def	tot	avg	pf	fo	ast	to	blk	stl	pts	avg
2018-19	25-1	268/10.7	37-64	.578	0-0	.000	34-60	.567	45	29	74	3.0	35	0	4	15	32	14	108	4.3
TOTAL	25-1	268/10.7	37-64	.578	0-0	.000	34-60	.567	45	29	74	3.0	35	0	4	15	32	14	108	4.3

Awards

SEC All-Freshman Team
SEC Freshman of the Week (2/4/19)

High School

Two-time GACA Class AA Player of the Year (2017, 2018)

Career Notables

- Ranked No. 47 overall and No. 6 forward in the 2018 class
- Averaged 24.3 points and 14.9 rebounds as a senior, leading team to Georgia Class AA Final Four
- Finished high school career as Model's all-time leading scorer (2,622) and averaged a double-double throughout her career
- Majoring in sports management

Season Highlights

- Ranks eighth in SEC in blocks per game (1.3)
- Earned first career start against #16/17 Kentucky (Feb. 21), scoring five of her seven points in third quarter to help Gamecocks take first lead of the game
- Connected on four clutch free throws and grabbed four of her six second-half rebounds in the fourth quarter against Georgia (Feb. 14) to help deliver the win
- Made each of the Gamecocks' first three shots in the fourth quarter against Ole Miss (Feb. 7) on her way to her second-straight game in double figures
- Scored 10 of her career-high 19 points in the Gamecocks' 35-point fourth quarter at Arkansas (Feb. 3) and was perfect 7-of-7 from the field, including scoring on each of her five offensive rebounds
- Provided most consistent defense on Commodores' leading scorer and grabbing five of her game-high eight rebounds in the fourth quarter
- Scored five points on a pair of offensive rebounds in eight minutes against Alabama (Jan. 6), including a tough and-1 to begin scoring in the fourth quarter
- Blocked three shots against Furman (Dec. 30) in 10 minutes, marking the fifth time this season with multiple blocks
- Led team in rebounds once (Clemson)
- Strong in her home debut against Clemson (Nov. 15), becoming first Gamecock freshman to block five shots in a game since A'ja Wilson swatted six at Kentucky on March 1, 2015
- Efficient offensively in college debut, hitting 4-of-5 from the field at Alabama State (Nov. 11)

Miscellaneous

	Season	Career	Record
10+ Points	2	2	2-0
5+ Blocks	1	1	1-0
Tm-High Pts.	1	1	1-0
Tm-High Rebs.	2	2	2-0

Career Highs

Pts	19 at Arkansas, 2/3/19
FG	7 at Arkansas, 2/3/19
FGA	8 vs. Kentucky, 2/21/19
FG %	1.000 (7-7) at Arkansas, 2/3/19
FT	8 vs. Georgia, 2/14/19
FTA	8 vs. Georgia, 2/14/19
FT%	1.000 (8-8) vs. Georgia, 2/14/19
Reb	9 at Arkansas, 2/3/19
Off Reb	5, 2x, at Arkansas, 2/3/19
Asst	1, 3x, at Arkansas, 2/3/19
Blk	5 vs. Clemson, 11/15/18
Stl	3 at Alabama State, 11/11/18
Min	27 vs. Kentucky, 2/21/19

SEC Career Highs

Pts	19 at Arkansas, 2/3/19
FG	7 at Arkansas, 2/3/19
FGA	8 vs. Kentucky, 2/21/19
FG %	1.000 (7-7) at Arkansas, 2/3/19
FT	8 vs. Georgia, 2/14/19
FTA	8 vs. Georgia, 2/14/19
FT%	1.000 (8-8) vs. Georgia, 2/14/19
Rebs	9 at Arkansas, 2/3/19
Off Reb	5 at Arkansas, 2/3/19
Asst	1, 4x, last vs. Georgia, 2/14/19
Blks	3, 2x, last vs. Georgia, 2/14/19
Stl	2, 2x, last vs. Ole Miss, 2/7/19
Min	27 vs. Kentucky, 2/21/19

2018-19 Game-by-Game

Opponent	Date	gs	min	Total		3-Pointers		Free throws		Rebounds										
				fg-fga	pct	3fg-fga	pct	ft-fa	pct	off	def	tot	avg	pf	a	t/o	blk	stl	pts	avg
at Alabama State	11/11/18	20	4-5	.800	0-0	.000	1-4	.250	1	1	2	2.0	2	0	2	2	3	9	9.0	
CLEMSON	11/15/18	14	2-6	.333	0-0	.000	2-4	.500	5	2	7	4.5	1	0	0	5	1	6	7.5	
#9/10 MARYLAND	11/18/18	14	0-3	.000	0-0	.000	3-4	.750	3	1	4	4.3	1	0	0	2	0	3	6.0	
vs ETSU	11/22/18	11	1-1	1.000	0-0	.000	2-2	1.000	0	1	1	3.5	3	0	2	2	0	4	5.5	
vs Drake	11/24/18	2	1-1	1.000	0-0	.000	0-0	.000	0	0	0	2.8	2	0	0	0	0	2	4.8	
DAYTON	11/28/18	4	0-0	.000	0-0	.000	0-0	.000	0	1	1	2.5	0	0	0	0	0	0	4.0	
#4/5 BAYLOR	12/02/18	4	0-0	.000	0-0	.000	0-2	.000	1	1	2	2.4	2	0	1	0	0	0	3.4	
APPALACHIAN STATE	12/05/18	13	1-1	1.000	0-0	.000	0-3	.000	1	0	1	2.3	2	0	3	1	0	2	3.3	
TEMPLE	12/21/18	12	3-4	.750	0-0	.000	3-3	1.000	2	1	3	2.3	4	0	0	0	0	1	9	3.9
FURMAN	12/30/18	10	2-4	.500	0-0	.000	0-0	.000	3	0	3	2.4	0	0	1	3	0	4	3.9	
at #21/21 Texas A&M	01/03/19	3	0-1	.000	0-0	.000	0-0	.000	2	0	2	2.4	0	0	0	1	0	0	3.5	
ALABAMA	01/06/19	8	2-4	.500	0-0	.000	1-1	1.000	2	0	2	2.3	0	0	0	1	2	5	3.7	
FLORIDA	01/10/19	9	0-0	.000	0-0	.000	0-2	.000	1	1	2	2.3	1	0	0	0	0	0	3.4	
at LSU	01/13/19	11	1-1	1.000	0-0	.000	3-6	.500	4	0	4	2.4	0	0	0	0	1	5	3.5	
#25/- MISSOURI	01/21/19	6	0-0	.000	0-0	.000	0-0	.000	1	1	2	2.4	2	0	0	1	1	0	3.3	
VANDERBILT	01/28/19	13	2-4	.500	0-0	.000	0-0	.000	3	5	8	2.8	3	1	1	1	0	4	3.3	
at #19/15 Kentucky	01/31/19	4	1-1	1.000	0-0	.000	0-2	.000	1	1	2	2.7	0	1	0	0	0	2	3.2	
at Arkansas	02/03/19	20	7-7	1.000	0-0	.000	5-5	1.000	5	4	9	3.1	0	1	0	3	0	19	4.1	
OLE MISS	02/07/19	14	5-7	.714	0-0	.000	2-4	.500	2	1	3	3.1	3	0	1	2	2	12	4.5	
at #4/5 UConn	02/11/19	18	0-2	.000	0-0	.000	1-2	.500	2	0	2	3.0	2	0	1	3	2	1	4.4	
GEORGIA	02/14/19	19	0-1	.000	0-0	.000	8-8	1.000	3	3	6	3.1	1	1	2	3	1	8	4.5	
at Florida	02/17/19	7	2-3	.667	0-0	.000	2-4	.500	1	1	2	3.1	4	0	0	1	0	6	4.6	
#16/17 KENTUCKY	02/21/19	*	27	3-8	.375	0-0	.000	1-4	.250	2	4	6	3.2	0	0	1	1	0	7	4.7
at Tennessee	02/24/19	0	0-0	.000	0-0	.000	0-0	.000	0	0	0	3.1	0	0	0	0	0	0	4.5	
at Auburn	02/28/19	5	0-0	.000	0-0	.000	0-0	.000	0	0	0	3.0	2	0	0	0	0	0	4.3	
Totals		1	268	37-64	.578	0-0	.000	34-60	.567	45	29	74	3.0	35	4	15	32	14	108	4.3



Elysa Wesolek

6-1 • Fr. • Forward • Charleston, S.C.

32

Career Stats at South Carolina

Season	gp-gs	min/avg	fg-fga	pct	3fg-fga	pct	ft-fa	pct	off	def	tot	avg	pf	fo	ast	to	blk	stl	pts	avg
2018-19	10-0	48/4.8	7-18	.389	3-10	.300	6-7	.857	8	2	10	1.0	12	0	1	4	1	1	23	2.3
TOTAL	10-0	48/4.8	7-18	.389	3-10	.300	6-7	.857	8	2	10	1.0	12	0	1	4	1	1	23	2.3

Awards

2018 SCISA Miss Basketball | 2017 SCISA 3A Player of the Year

Career Notables

- Four-year starter at Northwood Academy including three seasons winning South Carolina Independent School Association (SCISA) 3A state championship (2015, 2016, 2017)
- Amassed over 1,000 points in her high school career, including averaging 18.5 points as a senior
- Majoring in public health

Season Highlights

- Stepped off the bench to sink a bucket and block a shot in the win over Ole Miss (Feb. 7)
- Returned to action vs. Vanderbilt (Jan. 28) after missing four games due to an ankle injury
- Added a 3-pointer off the bench in the Gamecocks' season-high 15 3s against Temple (Dec. 21)
- Scored in double figures for the first time in her career with 10 against ETSU (Nov. 22) on a perfect shooting night – 3-of-3 from the field, 2-of-2 from 3-point range, 2-of-2 from free throw line
- Snapped a 10-0 third-quarter run by Clemson (Nov. 15) with an offensive rebound and a free throw

Miscellaneous

	Season	Career	Record
10+ Points	1	1	1-0

Career Highs

Pts	10 vs. ETSU, 11/22/18
FG	3 vs. ETSU, 11/22
FGA	5 at Alabama State, 11/11/18
FG %	1.000 (3-3) vs. ETSU, 11/22/18
3FG	2 vs. ETSU, 11/22/18
3FGA	3 at Alabama State, 11/11/18
FT	3 at Alabama State, 11/11/18
FTA	3 vs. Alabama State, 11/10/17
FT%	1.000 (3-3) at Alabama State, 11/11/18
Reb	2, 3x, last vs. ETSU, 11/22/18
Off Reb	2, 3x, last vs. vs. ETSU, 11/22/18
Min	9 vs. Appalachian State, 12/5/18

SEC Career Highs

Pts	2 vs. Ole Miss, 2/7/19
FG	1 vs. Ole Miss, 2/7/19
FGA	3 vs. Ole Miss, 2/7/19
FG %	.333 (1-3) vs. Ole Miss, 2/7/19
Rebs	1 vs. Ole Miss, 2/7/19
Blk	vs. Ole Miss, 2/7/19
Min	3, 2x, last vs. Ole Miss, 2/7/19

2018-19 Game-by-Game

Opponent	Date	gs	min	Total	3-Pointers	Free throws	Rebounds													
				fg-fga	pct	3fg-fga	pct	ft-fa	pct	off	def	tot	avg	pf	a	t/o	blk	stl	pts	avg
at Alabama State	11/11/18	8	1-5	.200	0-3	.000	3-3	1.000	2	0	2	2.0	3	0	0	0	0	5	5.0	
CLEMSON	11/15/18	5	0-1	.000	0-0	.000	1-2	.500	2	0	2	2.0	1	0	0	0	1	1	3.0	
vs ETSU	11/22/18	8	3-3	1.000	2-2	1.000	2-2	1.000	2	0	2	2.0	4	1	1	0	0	10	5.3	
vs Drake	11/24/18	1	0-0	.000	0-0	.000	0-0	.000	0	0	0	1.5	0	0	0	0	0	0	4.0	
#4/5 BAYLOR	12/02/18	2	0-1	.000	0-1	.000	0-0	.000	0	0	0	1.2	0	0	0	0	0	0	3.2	
APPALACHIAN STATE	12/05/18	9	1-3	.333	0-2	.000	0-0	.000	0	1	1	1.2	2	0	0	0	0	2	3.0	
TEMPLE	12/21/18	8	1-2	.500	1-2	.500	0-0	.000	1	0	1	1.1	1	0	3	0	0	3	3.0	
VANDERBILT	01/28/19	3	0-0	.000	0-0	.000	0-0	.000	0	1	1	1.1	0	0	0	0	0	0	2.6	
OLE MISS	02/07/19	3	1-3	.333	0-0	.000	0-0	.000	1	0	1	1.1	1	0	0	1	0	2	2.6	
at Florida	02/17/19	1	0-0	.000	0-0	.000	0-0	.000	0	0	0	1.0	0	0	0	0	0	0	2.3	
Totals		0	48	7-18	.389	3-10	.300	6-7	.857	8	2	10	1.0	12	1	4	1	1	23	2.3



LaDazhia Williams

6-4 • So. • Forward • Bradenton, Fla.

23

Career Stats at South Carolina

Season	gp-gs	min/avg	fg-fga	pct	3fg-fga	pct	ft-fa	pct	off	def	tot	avg	pf	fo	ast	to	blk	stl	pts	avg
2017-18	29-0	169/5.8	13-34	.382	2-3	.667	6-20	.300	17	21	38	1.3	23	0	1	7	6	2	34	1.2
2018-19	17-0	119/7.0	12-32	.375	0-0	.000	4-9	.444	17	21	38	2.2	14	0	1	9	7	6	28	1.6
TOTAL	46-0	288/6.3	25-66	.379	2-3	.667	10-29	.345	34	42	76	1.7	37	0	2	16	13	8	62	1.3

Awards

USA Basketball
2016 U18 National Team Trials

Career Notables

- Played in 29 games as a freshman, including 12 SEC contests and all four NCAA Tournament games
- Ranked No. 12 forward and top-50 overall player in the 2017 class
- Majoring in criminal justice

Season Highlights

- Has played over 10 minutes five times – vs. ETSU, #4/5 Baylor, Appalachian State, Temple and Florida
- Gave team a six-minute lift at #21/21 Texas A&M (Jan. 3), hitting a pair of field goals inside in the second quarter to help close a seven-point, first-quarter deficit
- Tied a career high in rebounds (8), offensive rebounds (4) and blocks (2) against Appalachian State (Dec. 5), coming off the bench for 13 minutes
- Scored three points during a 6-0 first-quarter run against No. 4/5 Baylor (Dec. 2)
- Posted six points and three offensive rebounds last against #9/10 Maryland (Nov. 18)

Miscellaneous

	Season	Career	Record
10+ Points	0	1	1-0
Tm-High Rebs.	1	2	2-0

Season Highs

Pts 6 vs. Maryland, 11/18
FG 3 vs. Maryland, 11/18
FGA 5 vs. Florida, 1/10
FG % 1.000 (2-2) at Texas A&M, 1/3
FT 1, 3x, last vs. Florida, 1/10
FTA 4 at Florida, 2/17
Rebs 8 vs. Appalachian State, 12/5
Blks 2, 2x, last vs. Appalachian State, 12/5
Min 14 vs. ETSU, 11/22

Career Highs

Pts 11 vs. Western Carolina, 11/30/17
FG 4 vs. Western Carolina, 11/30/17
FGA 5, 4x, last vs. Florida, 1/10/19
FG % 1.000 (2-2) at Texas A&M, 1/3/19
3FG 2 vs. Western Carolina, 11/30/17
3FGA 2 vs. Western Carolina, 11/30/17
3FG % 1.000 (2-2) vs. Western Carolina, 11/30/17
FTA 4, 2x, last at Florida, 2/17/19
Reb 8, 2x, last vs. Appalachian State, 12/5/18
Off Reb 4, 3x, last vs. Appalachian State, 12/5/18
Blk 2, 2x, last vs. Appalachian State, 12/5/18
Min 19 vs. Western Carolina, 11/30/17

SEC Career Highs

Pts 5 vs. Florida, 1/10/19
FG 2 vs. Florida, 1/10/19
FGA 5, 2x, last vs. Florida, 1/10/19
FG % 1.000 (2-2) at Texas A&M, 1/3/19
FT 1, 2x, last vs. Florida, 1/10/19
FTA 4 at Florida, 2/17/19
Reb 5 vs. Florida, 1/10/19
Off Reb 4 vs. Arkansas, 1/25/18
Blk 1, 4x, last vs. Vanderbilt, 1/28/19
Min 17 at Tennessee, 2/25/18

2018-19 Game-by-Game

Opponent	Date	gs	min	Total fg-fga	pct	3-Pointers 3fg-fga	pct	Free throws ft-fa	pct	Rebounds off	def	tot	avg	pf	a	t/o	blk	stl	pts	avg
at Alabama State	11/11/18	7		2-3	.667	0-0	.000	0-0	.000	1	0	1	1.0	3	0	1	0	0	4	4.0
CLEMSON	11/15/18	3		0-0	.000	0-0	.000	0-0	.000	0	1	1	1.0	1	0	1	1	0	0	2.0
#9/10 MARYLAND	11/18/18	5		3-4	.750	0-0	.000	0-0	.000	3	0	3	1.7	0	0	0	0	1	6	3.3
vs ETSU	11/22/18	14		0-2	.000	0-0	.000	1-2	.500	1	2	3	2.0	0	0	1	2	1	1	2.8
vs Drake	11/24/18	4		0-0	.000	0-0	.000	0-0	.000	1	0	1	1.8	0	0	0	0	0	0	2.2
#4/5 BAYLOR	12/02/18	11		1-1	1.000	0-0	.000	1-2	.500	0	1	1	1.7	1	0	2	0	1	3	2.3
APPALACHIAN STATE	12/05/18	13		1-4	.250	0-0	.000	0-0	.000	4	4	8	2.6	1	1	2	2	1	2	2.3
TEMPLE	12/21/18	13		0-4	.000	0-0	.000	0-0	.000	3	2	5	2.9	2	0	0	0	1	0	2.0
at #21/21 Texas A&M	01/03/19	6		2-2	1.000	0-0	.000	0-0	.000	0	2	2	2.8	1	0	0	1	0	4	2.2
ALABAMA	01/06/19	3		0-1	.000	0-0	.000	0-0	.000	0	0	0	2.5	0	0	1	0	0	0	2.0
FLORIDA	01/10/19	10		2-5	.400	0-0	.000	1-1	1.000	3	2	5	2.7	1	0	0	0	0	5	2.3
at LSU	01/13/19	3		0-0	.000	0-0	.000	0-0	.000	0	0	0	2.5	0	0	0	0	0	0	2.1
#25/- MISSOURI	01/21/19	1		0-1	.000	0-0	.000	0-0	.000	0	0	0	2.3	0	0	0	0	0	0	1.9
VANDERBILT	01/28/19	4		0-0	.000	0-0	.000	0-0	.000	0	2	2	2.3	0	0	1	1	0	0	1.8
OLE MISS	02/07/19	6		0-1	.000	0-0	.000	0-0	.000	0	1	1	2.2	1	0	0	0	1	0	1.7
GEORGIA	02/14/19	9		1-4	.250	0-0	.000	0-0	.000	0	4	4	2.3	2	0	0	0	0	2	1.7
at Florida	02/17/19	7		0-0	.000	0-0	.000	1-4	.250	1	0	1	2.2	1	0	0	0	0	1	1.6
Totals		0	119	12-32	.375	0-0	.000	4-9	.444	17	21	38	2.2	14	1	9	7	6	28	1.6

Official Basketball Box Score -- Game Totals -- Final Statistics
#10/11 South Carolina vs Alabama State
11/11/18 3 p.m. at Montgomery, Ala. (Dunn-Oliver Acadome)

#10/11 South Carolina 94 • 1-0

#	Player	Total			3-Ptr			Rebounds			PF	TP	A	TO	Bk	Stl	Min
		FG-FGA	FG-FGA	FT-FTA	Off	Def	Tot	Off	Def	Tot							
02	COOPER, Te'a	4-9	1-4	8-8	2	1	3	1	17	3	1	17	3	1	0	3	21
04	CLINEY, Doniyah	3-3	0-0	2-2	1	3	4	1	8	2	1	0	2	1	0	2	18
10	JACKSON, Bianca	4-9	3-6	2-2	2	1	3	3	13	3	2	0	2	0	2	2	29
21	HERBERT HARRIGAN, M.	4-12	0-1	3-3	2	4	6	2	11	2	1	3	2	1	3	2	19
52	HARRIS, Tyasha	2-5	1-2	1-1	0	4	4	3	6	5	2	0	3	2	0	3	22
00	PERRY, Nelly	1-3	1-2	1-2	0	2	2	0	4	2	0	0	3	2	0	3	15
03	HENDERSON, Destanni	4-7	4-7	1-2	0	1	1	1	13	1	2	0	2	2	0	2	22
05	SAXTON, Victoria	4-5	0-0	1-4	1	1	2	2	9	0	2	2	3	2	0	3	20
23	WILLIAMS, LaDazhia	2-3	0-0	0-0	1	0	1	3	4	0	1	0	0	0	0	0	7
24	GRISSETT, LeLe	2-7	0-0	0-4	2	0	2	2	4	3	0	2	2	2	2	2	19
32	WESOLEK, Elysa	1-5	0-3	3-3	2	0	2	3	5	0	0	0	0	0	0	0	8
Team					5	5	10										
Totals		31-68	10-25	22-31	18	22	40	21	94	21	12	7	22	200			
1st - FG %:		7-15	46.7%	2nd: 11-18	61.1%	3rd: 5-16	31.3%	4th: 8-19	42.1%	Game: 31-68	45.6%	Deadball					
3FG %:		4-9	44.4%	2-6	33.3%	3-8	50.0%	1-4	25.0%	10-25	40.0%	Rebounds					
FT %:		9-14	64.3%	9-11	81.8%	3-4	75.0%	1-2	50.0%	22-31	71.0%	4					

Alabama State 38 • 0-2

#	Player	Total			3-Ptr			Rebounds			PF	TP	A	TO	Bk	Stl	Min
		FG-FGA	FG-FGA	FT-FTA	Off	Def	Tot	Off	Def	Tot							
00	Emmanuel, Ayana	3-5	1-2	0-0	0	2	2	1	7	0	4	0	1	1	0	1	20
03	Crawford, Jayla	2-8	1-1	5-6	0	1	1	1	10	1	3	0	0	2	5	0	25
21	Ward, Shmya	1-3	0-0	0-0	0	1	1	2	2	3	0	0	0	0	0	0	16
23	Gipson, Areleatha	0-3	0-1	0-2	2	0	2	2	0	2	2	0	0	2	0	0	20
34	Harvey, Victoria	2-8	0-0	2-2	2	3	5	4	6	0	4	2	2	0	0	2	25
01	Rudolph, Tyeisha	2-7	0-4	0-0	2	2	4	0	4	0	2	0	2	2	0	2	20
02	Smith, Amani	0-0	0-0	0-0	0	0	0	0	0	0	1	1	1	1	1	1	7
05	Nelson, Aliyah	1-1	0-0	0-0	0	3	3	4	2	0	3	0	0	0	0	0	18
10	Lee, Courtney	0-2	0-1	2-2	0	0	0	3	2	2	1	0	0	0	0	0	13
12	Howard, Kayauna	0-1	0-0	0-0	0	0	0	1	0	0	3	0	0	0	0	0	3
15	Berry, Kaeani	1-1	0-0	2-2	0	4	4	0	4	0	0	0	0	0	0	0	10
22	Aikerson, Taylor	0-6	0-3	0-0	0	0	0	2	0	0	4	0	0	0	0	0	15
54	Calhoun, Tatyana	0-0	0-0	1-6	0	2	2	3	1	0	2	0	0	0	0	0	8
Team					5	5	10										
Totals		12-45	2-12	12-20	11	23	34	23	38	8	33	3	4	200			
1st - FG %:		4-11	36.4%	2nd: 2-12	16.7%	3rd: 2-9	22.2%	4th: 4-13	30.8%	Game: 12-45	26.7%	Deadball					
3FG %:		0-2	0.0%	0-2	0.0%	1-4	25.0%	1-4	25.0%	2-12	16.7%	Rebounds					
FT %:		2-4	50.0%	6-12	50.0%	0-0	0.0%	4-4	100.0%	12-20	60.0%	8, 1					

Officials: Kelly Johnson, Shandra Twine, Calvin Garth
Technical fouls: #10/11 South Carolina-None. Alabama State-None.
Attendance: 3128

Score by periods	1st	2nd	3rd	4th	Total
#10/11 South Carolina	27	33	16	18	94
Alabama State	10	10	5	13	38

Last FG - SC 4th-01:42, ALST 4th-06:19.
Largest lead - SC by 56 4th-00:32, ALST by 2 1st-09:45.
SC led for 37:27. ALST led for 00:24. Game was tied for 02:09.

	In	Off	2nd	Fast	Bench
Points	Paint	T/O	Chance	Break	
SC	34	34	22	0	39
ALST	8	4	8	0	13

Score tied - 2 times.
Lead changed - 1 time.

Official Basketball Box Score -- Game Totals -- Final Statistics
Clemson vs 10/11 South Carolina
11/15/18 6:30 p.m. at Columbia, S.C./Colonial Life Arena

Clemson 57 • 2-1

#	Player	Total			3-Ptr			Rebounds			PF	TP	A	TO	Bk	Stl	Min
		FG-FGA	FG-FGA	FT-FTA	Off	Def	Tot	Off	Def	Tot							
44	Kobi Thornton	5-17	0-0	1-1	2	2	4	4	11	0	3	1	1	0	3	1	39
55	Tylar Bennett	2-6	0-0	0-0	1	2	3	4	4	0	3	1	0	0	2	0	22
06	Danielle Edwards	3-11	0-1	4-6	2	5	7	4	10	3	4	0	3	0	0	3	36
12	Aliyah Collier	2-10	0-1	0-0	3	2	5	4	4	0	6	1	4	1	4	1	18
20	Simone Westbrook	6-14	1-3	1-2	0	3	3	2	14	1	5	0	5	0	5	3	38
01	Destiny Thomas	1-1	0-0	0-0	1	0	1	2	0	0	0	0	0	0	0	0	2
10	Camree Clegg	0-0	0-0	0-0	0	0	0	3	0	1	0	0	0	0	0	0	2
11	Taylor Hosendove	3-8	0-0	0-0	2	3	5	5	6	0	3	1	0	0	0	0	16
22	Keniece Purvis	0-1	0-0	0-0	0	0	0	2	0	0	1	0	0	0	0	0	1
32	Chyna Cotton	2-5	0-0	2-2	2	5	7	4	6	1	2	0	2	2	0	2	26
Team					6	1	7										
Totals		24-73	1-5	8-11	19	23	42	33	57	6	28	4	15	200			
1st - FG %:		6-16	37.5%	2nd: 5-20	25.0%	3rd: 8-21	38.1%	4th: 5-16	31.3%	Game: 24-73	32.9%	Deadball					
3FG %:		0-1	0.0%	1-2	50.0%	0-2	0.0%	1-5	20.0%	8-11	72.7%	Rebounds					
FT %:		0-0	0.0%	2-4	50.0%	2-2	100.0%	4-5	80.0%			3, 1					

10/11 South Carolina 69 • 2-0

#	Player	Total			3-Ptr			Rebounds			PF	TP	A	TO	Bk	Stl	Min
		FG-FGA	FG-FGA	FT-FTA	Off	Def	Tot	Off	Def	Tot							
21	HERBERT HARRIGAN, M.	2-6	0-0	3-4	0	5	5	2	7	0	1	4	4	2	5	0	25
02	COOPER, Te'a	5-10	0-2	5-7	1	1	2	4	15	2	5	3	1	2	9	1	29
04	CLINEY, Doniyah	0-2	0-0	0-0	2	1	3	3	0	2	3	0	0	0	0	0	14
10	JACKSON, Bianca	3-8	2-5	1-2	1	2	3	2	9	2	6	1	1	1	2	1	27
52	HARRIS, Tyasha	2-9	1-5	6-6	0	6	6	2	11	6	6	0	1	3	0	1	30
00	PERRY, Nelly	1-5	1-4	1-2	0	4	4	1	4	1	1	0	1	0	1	0	17
03	HENDERSON, Destanni	0-2	0-2	0-0	0	0	0	0	0	1	2	0	0	0	0	0	10
05	SAXTON, Victoria	2-6	0-0	2-4	5	2	7	1	6	0	0	5	1	4	1	3	14
23	WILLIAMS, LaDazhia	0-0	0-0	0-0	0	1	1	1	0	0	1	1	0	0	0	0	3
24	GRISSETT, LeLe	3-3	0-0	2-2	1	2	3	2	8	0	1	0	2	9	1	5	
32	WESOLEK, Elysa	0-1	0-0	1-2	2	0	2	1	1	0	0	0	1	1	0	0	5
35	JENNINGS, Alexis	3-6	0-0	2-3	2	3	5	1	8	1	1	2	1	1	2	1	17
Team					3	2	5										
Totals		21-58	4-18	23-32	17	29	46	20	69	15	27	16	13	200			
1st - FG %:		7-15	46.7%	2nd: 7-15	46.7%	3rd: 3-14	21.4%	4th: 4-14	28.6%	Game: 21-58	36.2%	Deadball					
3FG %:		2-5	40.0%	1-3	33.3%	0-4	0.0%	1-6	16.7%	4-18	22.2%	Rebounds					
FT %:		2-2	100.0%	8-12	66.7%	2-3	66.7%	11-15	73.3%	23-32	71.9%	5, 1					

Officials: Denise Brooks, Michael McConnell, Tiara Cruse
Technical fouls: Clemson-None. 10/11 South Carolina-None.
Attendance: 11539

Score by periods	1st	2nd	3rd	4th	Total
Clemson	12	13	18	14	57
10/11 South Carolina	18	23	8	20	69

Last FG - CU 4th-00:09, SC 4th-01:51.
Largest lead - CU by 4 1st-04:17, SC by 21 2nd-01:08.
CU led for 06:08. SC led for 32:38. Game was tied for 01:13.

	In	Off	2nd	Fast	Bench
Points	Paint	T/O	Chance	Break	
CU	46	20	15	8	14
SC	28	29	6	10	27

Score tied - 2 times.
Lead changed - 4 times.

Official Basketball Box Score -- Game Totals -- Final Statistics
#9/10 Maryland vs #10/11 South Carolina
11/18/18 5:30 p.m. at Columbia, S.C./Colonial Life Arena

#9/10 Maryland 85 • 4-0

||
||
||

Official Basketball Box Score -- Game Totals -- Final Statistics
#9/8 Oregon State vs #13/12 South Carolina
11/23/18 8:30pm at Vancouver, BC

#9/8 Oregon State 70 • 5-0

#	Player		Total		3-Ptr		Rebounds					PF	TP	A	TO	Bk	Stl	Min
			FG-FGA	FG-FGA	FT-FTA	Off	Def	Tot	Off	Def	Tot							
05	Corosdale, Taya	f	5-10	2-6	2-2	1	3	4	2	1	14	3	1	1	0	32		
13	Thropay, Janessa	f	2-3	0-0	0-0	1	2	3	3	4	0	2	0	0	0	12		
10	Pivec, Mikayla	g	4-10	0-0	3-3	3	6	9	3	11	4	2	3	0	36			
24	McWilliams, Katie	g	5-8	2-2	2-2	0	1	1	3	14	1	2	0	0	28			
24	Stocum, Destiny	g	4-11	1-4	0-0	0	1	1	0	9	5	4	1	0	27			
01	Goodman, Aleah		1-2	1-1	0-0	0	2	2	0	3	1	0	0	1	14			
03	Washington, Maddie		0-0	0-0	0-0	0	0	0	0	1	0	0	0	0	4			
11	Grymek, Joanna		3-4	0-0	0-0	1	7	8	3	6	0	2	1	0	23			
22	Tudor, Kat		3-8	3-7	0-0	1	1	2	3	9	2	0	0	0	20			
32	Morris, Patricia		0-1	0-0	0-0	1	1	2	0	0	0	1	0	0	4			
	Team					1	3	4										
	Totals		27-57	9-20	7-7	9	27	36	16	70	17	14	7	1	200			
1st: FG %: 5-17 29.4% 2nd: 8-15 53.3% 3rd: 8-14 57.1% 4th: 6-11 54.5% Game: 27-57 47.4% Deadball																		
3FG %: 3-8 37.5% 3-4 75.0% 0-2 0.0% 3-6 50.0% 9-20 45.0% Rebounds																		
FT %: 4-4 100.0% 1-1 100.0% 0-0 0.0% 2-2 100.0% 7-7 100.0% 0,2																		

#13/12 South Carolina 68 • 3-2

#	Player	Total		3-Ptr		Rebounds			PF	TP	A	TO	Bk	Stl	Min
		FG-FGA	FG-FGA	FT-FTA	Off	Def	Tot								
21	HERBERT HARRIGAN, M.	f	1-8	0-0	2-2	3	0	3	2	4	0	0	1	0	19
35	JENNINGS, Alexis	f	4-12	0-0	4-6	8	6	14	0	12	1	1	1	1	31
02	COOPER, Te'a	g	8-20	2-7	4-6	0	4	4	2	22	4	1	0	2	26
04	CLINEY, Doniyah	g	3-4	0-0	3-4	2	3	5	1	9	0	1	0	1	25
52	HARRIS, Tyasha	g	2-7	0-1	0-0	0	1	1	4	4	1	1	1	2	27
00	PERRY, Nelly		2-4	1-2	0-0	0	1	1	3	5	1	0	0	1	14
01	CUEVAS-MOORE, Bianca		0-1	0-0	0-0	0	0	0	0	0	0	0	0	0	3
03	HENDERSON, Destanni		2-8	1-2	0-0	1	0	1	1	5	0	1	0	1	16
10	JACKSON, Bianca		1-6	1-3	0-0	1	0	1	0	3	0	0	0	1	15
24	GRISSETT, LeLe		2-3	0-0	0-4	1	2	3	1	4	0	1	2	0	24
	Team					6	2	8							
	Totals		25-73	5-15	13-22	22	19	41	14	68	7	6	5	9	200
1st - FG %:		3-18	16.7%	2nd: 8-15	53.3%	3rd: 6-21	28.6%	4th: 8-19	42.1%	Game: 25-73	34.2%	Deadball			
3FG %:		0-3	0.0%	1-2	50.0%	0-2	0.0%	4-8	50.0%	5-15	33.3%	Rebounds			
FT %:		2-2	100.0%	4-6	66.7%	3-8	37.5%	4-6	66.7%	13-22	59.1%	6,2			

Officials: Kyle Bacon, Amy Bonner, Rochelle Bennett
Technical fouls: #9/8 Oregon State-None. #13/12 South Carolina-None.
Attendance: 1156
2018 Vancouver Showcase

Score by periods	1st	2nd	3rd	4th	Total
#9/8 Oregon State	17	20	16	17	70
#13/12 South Carolina	8	21	15	24	68

Last FG - OSU 4th-02:14, SC 4th-00:25.
Largest lead - OSU by 15 4th-06:32, SC None.
OSU led for 38:23, SC led for 00:00. Game was tied for 01:37.

Score tied - 2 times.
Lead changed - 0 times.

Official Basketball Box Score -- Game Totals -- Final Statistics
#13/12 South Carolina vs Drake
11/24/18 7:30pm at Vancouver, BC

#13/12 South Carolina 85 • 3-3

#	Player		Total			3-Ptr			Rebounds			PF	TP	A	TO	Blk	Stl	Min
			FG-FGA	FG-FGA	FT-FTA	Off	Def	Tot	Off	Def	Tot							
35	JENNINGS, Alexis	f	4-7	0-0	2-2	2	4	6	2	10	0	2	1	0	0	22		
02	COOPER, Te'a	g	11-21	4-9	5-7	3	2	5	5	31	3	2	0	3	38			
04	CLINEY, Doniyah	g	3-8	0-2	2-2	1	6	7	4	8	1	2	1	0	33			
10	JACKSON, Bianca	g	0-6	0-6	0-0	0	2	2	4	0	4	3	0	0	35			
52	HARRIS, Tyasha	g	7-12	2-5	2-2	0	2	2	1	18	3	1	1	5	39			
00	PERRY, Nelly		1-4	1-4	0-0	1	3	4	2	3	2	0	0	0	14			
01	CUEVAS-MOORE, Bianca		1-2	1-2	0-0	0	0	0	0	3	0	0	0	0	4			
03	HENDERSON, Destanni		0-3	0-2	0-0	0	0	0	0	0	1	1	0	1	7			
05	SAXTON, Victoria		1-1	0-0	0-0	0	0	0	2	2	0	0	0	0	2			
21	HERBERT HARRIGAN, M.		1-3	0-0	0-0	0	0	0	0	2	0	0	0	0	5			
23	WILLIAMS, LaDazhia		0-0	0-0	0-0	1	0	1	0	0	0	0	0	0	4			
24	GRISSETT, LeLe		2-3	0-0	4-4	2	2	4	3	8	0	1	0	0	21			
32	WESOLEK, Elysa		0-0	0-0	0-0	0	0	0	0	0	0	0	0	0	1			
	Team					0	0	0										
Totals			31-70	8-30	15-17	10	21	31	23	85	14	12	3	9	225			
1st - FG %:			7-15	46.7%	2nd: 6-16	37.5%	3rd: 7-15	46.7%	4th: 9-17	52.9%	Game: 31-70	44.3%	Deadball					
3FG %:			4-8	50.0%	1-6	16.7%	2-7	28.6%	1-6	16.7%	6-30	20.0%	Rebounds					
FT %:			1-2	50.0%	4-4	100.0%	3-4	75.0%	5-5	100.0%	15-17	88.2%	4					

Drake 90 • 6-1

#	Player		Total		3-Ptr		Rebounds			PF	TP	A	TO	Bk	Stl	Min.
			FG-FGA	FG-FGA	FT-FTA	Off	Def	Tot								
05	HITTNER, BECCA	f	7-12	2-4	3-7	1	3	4	2	19	1	2	0	0	0	32
35	JONAS, BECCA	f	3-5	0-1	0-2	1	3	4	2	6	1	0	0	1	13	
02	MONAHAN, MADDIE	g	1-2	0-0	0-0	0	0	0	2	2	8	4	0	0	31	
20	DEAN, MADDY	g	2-5	1-1	0-0	0	0	0	0	5	5	2	0	0	26	
12	BACHRODT, SAMMIE	g	3-8	0-4	4-4	0	2	2	1	10	1	1	1	0	36	
23	ROSE, BRENNI		6-7	2-2	3-3	0	4	4	2	17	3	2	0	0	24	
22	FULLER, HANNAH		0-1	0-0	1-2	0	3	3	1	1	1	1	0	1	16	
24	MILLER, NICOLE		0-1	0-0	1-2	1	0	1	0	1	1	0	0	0	7	
31	BURICH, MONICA		2-3	0-1	0-0	0	2	2	3	4	2	1	0	0	11	
50	RHINE, SARA		8-14	1-2	8-10	2	4	6	2	25	1	3	0	1	29	
	Team					3	2	5								
	Totals		32-58	6-15	20-30	8	23	31	15	90	24	16	1	3	225	
1st - FG %:			6-18	33.3%	2nd: 11-13	84.6%	3rd: 5-12	41.7%	4th: 7-10	70.0%	Game: 32-58	55.2%	Deadball			
3FG %:			1-7	14.3%	3-3	100.0%	0-2	0.0%	1-2	50.0%	6-15	40.0%	Rebounds			
FT %:			2-2	100.0%	2-4	50.0%	5-9	55.6%	7-11	63.6%	20-30	66.7%	7,4			

Officials: Kyle Bacon, Bob Enterline, Missy Brooks
Technical fouls: #13/12 South Carolina-None. Drake-None.
Attendance: 1866
2018 Vancouver Showcase
3rd/4th place game

Score by periods	1st	2nd	3rd	4th	OT	Total
#13/12 South Carolina	19	17	19	24	6	85
Drake	15	27	15	22	11	90

Last FG - SC OT-04:09, DU OT-01:39.
Largest lead - SC by 9 1st-07:20, DU by 10 3rd-09:13.
SC led for 18:24, DU led for 22:42. Game was tied for 03:53.

Score tied - 7 times.
Lead changed - 3 times.

Official Basketball Box Score -- Game Totals -- Final Statistics
Dayton vs #18/19 South Carolina
11/28/18 7:02 p.m. at Columbia, S.C./Colonial Life Arena

Dayton 55 • 2-4

#	Player	Total			3-Ptr			Rebounds			PF	TP	A	TO	Bk	Stl	Min
		FG-FGA	FG-FGA	FT-FTA	Off	Def	Tot	Off	Def	Tot							
02	WILMOTH, Jordan	f	2-4	1-1	0-0	0	5	5	4	5	0	0	0	2	32		
13	CHANDLER, Julia	f	6-11	3-7	0-0	1	2	3	5	15	0	1	0	0	24		
01	BRADSHAW, Araion	g	5-13	0-1	1-2	1	5	6	2	11	3	4	0	1	30		
24	CANNATELLI, Lauren	g	3-10	3-5	4-4	0	1	1	1	13	2	0	0	0	37		
04	SCAIFE, Jayla	g	3-13	0-0	2-2	1	2	3	2	8	3	2	0	0	37		
03	WARD, Brittany		0-1	0-0	0-0	0	1	1	2	0	0	0	0	0	6		
04	FOWLER, Shakeela		1-3	1-2	0-0	0	0	0	1	3	0	1	0	0	11		
05	WHITEHEAD, Kyla		0-0	0-0	0-0	0	5	5	3	0	0	1	0	1	10		
12	GIACONE, Jenna		0-0	0-0	0-0	0	0	0	0	0	0	0	0	0	2		
15	PHILLIPS, Tiera		0-0	0-0	0-0	0	0	0	0	0	0	1	0	0	3		
23	DENNIS, Maddy		0-2	0-1	0-0	0	1	1	3	0	1	1	0	0	8		
	Team					3	2	5									
	Totals		20-57	8-17	7-8	6	24	30	23	55	9	12	0	4	200		
1st - FG %:		7-18	38.9%	2nd: 5-13	38.5%	3rd: 7-1	70.0%	4th: 1-1	100.0%	Game: 20-57	37.1%	5-5	100.0%	Rebounds	1.1		
FT %:		0-0	0.0%	3-4	75.0%	2-2	100.0%	2-3	70.0%	Game: 7-8	87.5%	1-1	100.0%	Rebounds	1.1		

Official Basketball Box Score -- Game Totals -- Final Statistics
Appalachian State vs #22/24 South Carolina
12/05/18 7 p.m. at Columbia, S.C./Colonial Life Arena

Appalachian State 50 • 5-4

#	Player	Total			3-Ptr			Rebounds			PF	TP	A	TO	Bk	Stl	Min
		FG-FGA	FG-FGA	FT-FTA	Off	Def	Tot	Off	Def	Tot							
30	Gosnell, Lainey	f	3-11	1-6	4-7	2	3	5	3	11	1	1	0	1	0	1	28
42	Plummer, Bayley	c	1-6	0-0	2-2	1	3	4	4	4	0	0	0	0	2	21	21
23	Wilson, Tierra	g	3-6	2-4	0-0	0	1	1	1	8	0	1	0	0	0	0	27
03	Polacek, Ashley	g	2-8	0-2	3-4	0	0	0	1	7	3	2	0	3	0	28	28
34	Story, Madi	g	4-14	2-4	1-2	3	1	4	2	11	2	0	0	0	0	0	26
01	Calder, Maya	g	0-1	0-0	0-0	1	0	1	2	0	0	1	0	0	0	12	12
04	Mathews, Nicola	g	2-2	1-1	0-0	0	0	0	1	5	2	1	0	0	0	0	13
10	Craven, Kaila	g	0-2	0-2	0-0	0	0	0	0	0	0	0	0	0	0	0	7
14	Hampton, Armani	g	0-1	0-0	0-2	0	0	0	0	0	0	0	1	0	0	0	9
15	Newton, Emma	g	0-0	0-0	0-0	0	2	2	0	0	0	0	0	0	0	0	2
20	Bigott, Brooke	g	0-4	0-4	1-2	2	1	3	0	1	1	1	0	0	0	0	17
32	Jeffery, Dominique	g	1-1	0-0	1-4	0	2	2	2	3	0	1	0	0	0	0	10
Team						3	2	5					1				
Totals			16-56	6-23	12-23	12	15	27	16	50	9	10	0	6			200
1st FG %:		5-15	33.3%	2nd:	4-18	22.2%	3rd:	4-14	28.6%	4th:	3-9	33.3%	Game:	16-56	28.6%	Deadball	
3FG %:		2-4	50.0%	2-10	20.0%	1-3	33.3%	1-6	16.7%	6-23	26.1%	Rebounds					
FT %:		3-6	50.0%	2-2	100.0%	3-5	60.0%	4-10	40.0%	12-23	52.2%	6,1					

#22/24 South Carolina 80 • 5-4

#	Player	Total			3-Ptr			Rebounds			PF	TP	A	TO	Bk	Stl	Min
		FG-FGA	FG-FGA	FT-FTA	Off	Def	Tot	Off	Def	Tot							
21	HERBERT HARRIGAN, M.	f	4-5	0-0	0-0	0	2	2	2	8	0	2	3	0	0	14	14
35	JENNINGS, Alexis	f	5-5	0-0	0-1	0	3	3	1	10	1	2	1	0	0	18	18
02	COOPER, Te'a	g	3-7	3-6	0-0	1	2	3	1	9	2	1	0	0	0	16	16
04	CLINEY, Doniyah	g	3-4	3-3	0-0	3	3	6	0	9	2	0	1	0	0	16	16
52	HARRIS, Tyasha	g	3-6	2-4	0-0	0	5	5	1	8	7	0	0	0	0	21	21
00	PERRY, Nelly	g	1-4	0-3	0-0	0	3	3	1	2	0	0	0	0	0	18	18
01	CUEVAS-MOORE, Bianca	g	4-4	4-4	0-0	0	1	1	1	12	0	0	0	0	0	1	12
03	HENDERSON, Destanni	g	1-4	1-2	1-2	0	1	1	4	4	2	3	0	1	0	14	14
05	SAXTON, Victoria	g	1-1	0-0	0-3	1	0	1	2	2	0	3	1	0	0	13	13
10	JACKSON, Bianca	g	1-5	1-4	0-0	0	2	2	1	3	4	0	0	0	1	22	22
23	WILLIAMS, LaDazhia	g	1-4	0-0	0-0	4	4	8	1	2	1	2	2	1	0	13	13
32	GRISSETT, LeLe	g	4-7	0-0	1-2	4	3	7	2	9	1	3	1	0	0	14	14
24	WESOLEK, Elysa	g	1-3	0-2	0-0	0	1	1	2	2	0	0	0	0	0	9	9
Team						1	3	4									
Totals			32-59	14-28	2-8	14	33	47	19	80	20	16	9	5			200
1st FG %:		10-17	58.8%	2nd:	10-14	71.4%	3rd:	10-15	66.7%	4th:	2-13	15.4%	Game:	32-59	54.2%	Deadball	
3FG %:		6-9	66.7%	6-9	66.7%	2-4	50.0%	0-6	0.0%	14-28	50.0%	Rebounds					
FT %:		1-3	33.3%	0-1	0.0%	0-0	0.0%	1-4	25.0%	2-8	25.0%	3					

Officials: Jesse Dickerson, Douglas Knight, Carla Fountain
Technical fouls: Appalachian State-None. #22/24 South Carolina-None.
Attendance: 10380

Score by periods	1st	2nd	3rd	4th	Total
Appalachian State	15	12	11	50	
#22/24 South Carolina	27	26	22	80	

Last FG - APP 4th-07:00, SC 4th-02:00.
Largest lead - APP None, SC by 38 3rd-02:32.
APP led for 00:00, SC led for 39:00. Game was tied for 00:16.

Points	In Paint	Off T/O	2nd Chance	Fast Break	Bench
APP	16	3	11	3	9
SC	28	8	20	2	36

Score tied - 0 times.
Lead changed - 0 times.

Official Basketball Box Score -- Game Totals -- Final Statistics
#25/- South Carolina vs Purdue
12/16/18 3 p.m. at West Lafayette, Ind./Mackey Arena

#25/- South Carolina 82 • 6-4

#	Player	Total			3-Ptr			Rebounds			PF	TP	A	TO	Bk	Stl	Min
		FG-FGA	FG-FGA	FT-FTA	Off	Def	Tot	Off	Def	Tot							
21	HERBERT HARRIGAN, M.	f	8-16	0-0	3-4	8	7	15	2	19	4	4	2	2	45	45	45
35	JENNINGS, Alexis	f	7-13	0-0	5-5	3	4	7	3	19	1	3	0	3	38	38	38
00	PERRY, Nelly	g	2-4	1-2	0-0	0	1	1	1	5	0	1	1	0	11	11	11
03	HENDERSON, Destanni	g	0-1	0-0	0-0	0	0	0	1	0	0	1	0	0	0	10	10
52	HARRIS, Tyasha	g	3-8	0-2	8-9	2	2	4	4	14	7	2	1	2	46	46	46
01	CUEVAS-MOORE, Bianca	g	1-8	0-6	0-0	0	0	0	4	2	0	0	0	0	5	28	28
02	COOPER, Te'a	g	1-4	0-1	0-1	0	1	1	4	2	3	1	0	0	18	18	18
04	CLINEY, Doniyah	g	1-2	1-2	2-2	0	0	0	2	5	0	1	0	0	11	11	11
10	JACKSON, Bianca	g	4-9	1-3	5-6	0	3	3	4	14	1	2	0	1	31	31	31
24	GRISSETT, LeLe	g	1-3	0-0	0-0	2	2	4	0	2	0	1	0	0	12	12	12
Team						2	2	4									
Totals			28-68	3-16	23-27	17	22	39	25	82	16	16	4	13			250
1st FG %:		5-17	29.4%	2nd:	7-9	77.8%	3rd:	4-14	28.6%	4th:	6-14	42.9%	Game:	28-68	41.2%	Deadball	
3FG %:		0-3	0.0%	0-1	0.0%	1-3	33.3%	2-4	50.0%	2-2	100.0%	3-16	18.8%	Rebounds			
FT %:		1-3	33.3%	3-5	60.0%	2-2	100.0%	2-2	100.0%	23-27	85.2%	2					

Purdue 73 • 7-4

#	Player	Total			3-Ptr			Rebounds			PF	TP	A	TO	Bk	Stl	Min
		FG-FGA	FG-FGA	FT-FTA	Off	Def	Tot	Off	Def	Tot							
32	Ae'Rianna Harris	f	4-9	0-0	2-2	1	4	5	5	10	0	1	3	2	31	31	31
45	Fatou Diagne	c	1-2	0-0	0-0	0	2	2	3	2	0	3	0	0	25	25	25
01	Karissa McLaughlin	g	6-14	3-6	10-12	0	5	5	2	25	1	4	0	1	49	49	49
11	Dominique Oden	g	6-14	2-5	5-6	5	5	10	5	19	3	2	0	0	50	50	50
25	Tamara Farquhar	g	2-5	0-0	0-0	3	3	6	5	4	0	5	0	1	33	33	33
03	Lyndsey Whitby	g	1-2	0-0	0-0	0	0	0	3	2	3	2	1	0	17	17	17
05	Cassidy Hardin	g	0-0	0-0	0-0	0	0	0	0	0	0	0	0	0	0+	0+	0+
33	Kayana Traylor	g	2-7	1-2	6-9	2	4	6	2	11	5	6	0	1	37	37	37
20	Nyagosa Gony	g	0-0	0-0	0-0	0	0	0	0	0	0	0	0	0	8	8	8
Team						2	2	4									
Totals			22-53	6-13	23-29	13	25	38	25	73	12	23	4	5			250
1st FG %:		3-12	25.0%	2nd:	4-10	40.0%	3rd:	7-11	63.6%	4th:	4-11	36.4%	Game:	22-53	41.5%	Deadball	
3FG %:		1-2	50.0%	2-4	50.0%	1-4	25.0%	1-4	25.0%	6-13	46.2%	Rebounds					
FT %:		3-4	75.0%	3-4	75.0%	3-5	60.0%	4-4	100.0%	23-29	79.3%	2					

Officials: Michael McConnell,Felicia Grinter,Mark Zentz
Technical fouls: #25/- South Carolina-None. Purdue-None.
Attendance: 10086

Score by periods	1st	2nd	3rd	4th	OT	OT2	Total
#25/- South Carolina	11	17	11	16	12	15	82
Purdue	10	13	19	13	12	6	73

Last FG - SC OT2-00:42, PURDUE OT2-00:34.
Largest lead - SC by 10 3rd-07:48, PURDUE by 7 4th-05:30.
SC led for 30:37, PURDUE led for 11:14. Game was tied for 08:09.

Points	In Paint	Off T/O	2nd Chance	Fast Break	Bench
SC	44	27	16	14	25
PURDUE	24	15	16	10	13

Score tied - 9 times.
Lead changed - 4 times.

Official Basketball Box Score -- Game Totals -- Final Statistics
Temple vs #25/- South Carolina
12/21/18 7 p.m. at Columbia S.C./Colonial Life Arena

Temple 60 • 3-7

#	Player		Total			3-Ptr			Rebounds			PF	TP	A	TO	Bk	Stl	Min
			FG-FGA	FG-FGA	FT-FTA	Off	Def	Tot	Off	Def	Tot							
24	TAYLOR, Shantay	f	6-9	0-0	2-2	5	4	9	3	14	0	2	0	3	32			32
25	DAVIS, Mia	f	4-12	0-1	2-2	5	1	6	2	10	0	2	0	1	29			29
00	BUTTS, Aliya	g	8-22	3-8	0-0	0	2	2	0	19	4	1	0	0	37			37
03	OLIVER, Desiree	g	1-11	0-5	1-2	0	2	2	0	3	1	1	0	2	29			29
12	MAYO, Emari	g	1-4	0-3	0-0	1	2	3	0	2	0	1	0	2	23			23
06	MACKINS, Marissa	f	2-8	2-4	2-2	0	1	1	3	8	0	0	0	2	30			30
11	ATKINSON, Shannen	f	0-1	0-0	0-0	0	1	1	0	0	0	0	0	0	4			4
20	WILLIAMSON, Alexa	f	1-2	0-0	2-4	1	3	4	3	4	0	1	2	0	16			16
	Team					1	2	3										
Totals				23-69	5-21	9-12	13	18	31	60	5	8	2	10	200			
1st: FG %: 6-20 30.0% 2nd: 8-17 47.1% 3rd: 2-17 11.8% 4th: 7-15 46.7% Game: 23-69 33.3% Deadball Rebounds 2																		
3FG %: 1-6 16.7% 4th: 0-5 0.0% 5-2 0.0% 5-21 23.8%																		
FT %: 2-4 66.7% 2-4 50.0% 0-0 0.0% 0-0 0.0%																		

Official Basketball Box Score -- Game Totals -- Final Statistics
#23/- South Carolina vs #21/21 Texas A&M
01/03/19 8 p.m. at College Station, Texas (Reed Arena)

#23/- South Carolina 60 • 9-4, 1-0 SEC

#	Player	Total			3-Ptr			Rebounds			PF	TP	A	TO	Bk	Stl	Min
		FG-FGA	FG-FGA	FT-FTA	Off	Def	Tot	Off	Def	Tot							
02	COOPER, Te'a	7-18	1-5	9-11	1	6	7	4	24	6	4	0	0	34			
03	HENDERSON, Destanni	2-10	1-5	0-0	0	2	2	1	5	1	0	0	1	29			
21	HERBERT HARRIGAN, M.	5-10	0-0	1-1	3	13	16	5	11	1	4	6	0	32			
35	JENNINGS, Alexis	3-7	0-0	0-0	3	5	8	3	6	0	3	1	0	34			
52	HARRIS, Tyasha	2-8	0-4	0-0	0	4	4	3	4	3	1	0	0	33			
00	PERRY, Nelly	0-0	0-0	0-0	0	0	0	3	0	0	0	0	0	2			
01	CUEVAS-MOORE, Bianca	3-8	0-2	0-0	0	0	0	2	6	0	2	0	1	11			
04	CLINEY, Doniyah	0-1	0-1	0-0	0	0	0	0	0	2	0	0	0	2			
05	SAXTON, Victoria	0-1	0-0	0-0	2	0	2	0	0	0	0	1	0	3			
10	JACKSON, Bianca	0-2	0-1	0-0	1	1	2	0	0	0	0	0	0	9			
23	WILLIAMS, LaDazhia	2-2	0-0	0-0	0	2	2	1	4	0	0	1	0	6			
24	GRISSETT, LeLe	0-0	0-0	0-0	0	3	3	0	0	0	0	1	0	5			
Team					2	1	3										
Totals		24-67	2-18	10-12	12	37	49	22	60	11	16	10	2	200			
1st - FG %:		4-19	21.1%	2nd: 8-19	47.4%	3rd: 7-16	43.8%	4th: 4-13	30.8%	Game: 24-67	35.8%	Deadball					
3FG %:		0-6	0.0%	0-4	0.0%	1-3	33.3%	1-5	20.0%	2-18	11.1%	Rebounds					
FT %:		0-0	0.0%	2-4	50.0%	6-6	100.0%	2-2	100.0%	10-12	83.3%	1					

#21/21 Texas A&M 57 • 11-3, 0-1 SEC

#	Player	Total			3-Ptr			Rebounds			PF	TP	A	TO	Bk	Stl	Min
		FG-FGA	FG-FGA	FT-FTA	Off	Def	Tot	Off	Def	Tot							
03	Carter, Chennedy	3-19	1-5	12-15	0	4	4	3	19	4	5	0	2	39			
04	Washington, Shambria	2-6	0-2	1-1	0	3	3	2	5	1	1	0	1	37			
11	Wells, Kayla	4-17	1-4	4-5	1	1	2	4	13	1	2	0	3	35			
31	Jones, N'dea	3-12	0-0	1-2	5	8	13	4	7	1	2	1	0	40-			
40	Johnson, Ciera	5-10	0-0	3-4	6	11	17	1	13	0	0	1	2	39			
01	Jackson, Aahliyah	0-1	0-0	0-0	0	1	1	2	0	0	0	1	0	9			
12	Rael-Whitsitt, Cheah	0-0	0-0	0-0	0	0	0	1	0	0	1	0	0	0+			
34	Martin, Caylinne	0-0	0-0	0-0	1	1	2	0	0	0	0	0	0	1			
Team					1	2	3										
Totals		17-65	2-11	21-27	14	31	45	17	57	7	13	3	8	200			
1st - FG %:		5-16	31.3%	2nd: 6-18	33.3%	3rd: 3-16	18.8%	4th: 3-15	20.0%	Game: 17-65	26.2%	Deadball					
3FG %:		0-1	0.0%	1-4	25.0%	1-2	50.0%	0-4	0.0%	2-11	18.2%	Rebounds					
FT %:		5-6	83.3%	8-10	80.0%	4-5	80.0%	3-6	50.0%	21-27	77.8%	3,1					

Officials: Tina Napier, Karen Prestato, Bruce Morris
Technical fouls: #23/- South Carolina-None. #21/21 Texas A&M-None.
Attendance: 4010

Score by periods	1st	2nd	3rd	4th	Total
#23/- South Carolina	8	20	21	11	60
#21/21 Texas A&M	15	22	11	9	57

Last FG - SC 4th-01:36, TAMU 4th-04:41.
Largest lead - SC by 4 1st-09:19, TAMU by 9 2nd-03:03.
SC led for 09:21, TAMU led for 27:17, Game was tied for 03:22.

	In	Off	2nd	Fast	
Points	Paint	T/O	Chance	Break	Bench
SC	38	10	10	10	10
TAMU	20	21	11	6	0

Score tied - 5 times.
Lead changed - 6 times.

Official Basketball Box Score -- Game Totals -- Final Statistics
Florida vs #21/25 South Carolina
01/10/19 7 p.m. at Columbia, S.C./Colonial Life Arena

Florida 40 • 4-12 (0-3 SEC)

#	Player	Total			3-Ptr			Rebounds			PF	TP	A	TO	Bk	Stl	Min
		FG-FGA	FG-FGA	FT-FTA	Off	Def	Tot	Off	Def	Tot							
14	Moore,Kristina	0-4	0-1	1-2	0	2	2	1	1	2	1	1	2	1	1	0	14
44	Robinson,Paige	1-2	0-0	0-0	0	1	1	2	1	2	0	1	0	1	0	1	15
00	Washington,Delicia	1-9	0-0	1-2	3	2	5	2	3	3	1	0	0	22			
01	Smith,Kiara	4-7	2-4	3-4	2	2	4	1	13	1	2	2	0	30			
03	Nakkasoglu,Funda	4-12	2-6	0-0	0	2	2	1	10	0	2	0	0	29			
04	Staples,Corey	0-0	0-0	0-0	0	0	0	0	0	0	0	0	0	2			
10	Rainey,Danielle	0-6	0-4	0-0	1	0	1	2	0	1	2	0	0	18			
11	de Oliveira,Emanuel	1-5	1-5	0-0	0	3	3	1	3	1	3	0	0	22			
22	Williams,Zada	4-7	0-0	0-1	3	1	4	1	8	0	1	0	0	25			
32	Johnson,Ariel	0-7	0-5	0-0	0	4	4	1	0	2	2	0	2	22			
55	Brower,Stephanie	0-0	0-0	0-0	0	0	0	0	0	0	0	0	0	1			
Team					3	1	4										
Totals		15-59	5-25	5-9	13	18	31	11	40	10	15	1	5	200			
1st - FG %:		3-15	20.0%	2nd: 6-16	37.5%	3rd: 3-12	25.0%	4th: 3-16	18.8%	Game: 15-59	25.4%	Deadball					
3FG %:		1-4	25.0%	2-5	40.0%	1-9	11.1%	1-7	14.3%	5-25	20.0%	Rebounds					
FT %:		2-3	66.7%	0-0	0.0%	1-2	50.0%	2-4	50.0%	5-9	55.6%	2,2					

#21/25 South Carolina 71 • 11-4 (3-0 SEC)

#	Player	Total			3-Ptr			Rebounds			PF	TP	A	TO	Bk	Stl	Min
		FG-FGA	FG-FGA	FT-FTA	Off	Def	Tot	Off	Def	Tot							
21	HERBERT HARRIGAN, M.	5-7	1-1	0-0	1	0	1	4	11	0	0	1	1	13			
35	JENNINGS, Alexis	6-10	0-1	1-2	3	5	8	0	13	0	1	0	1	28			
01	CUEVAS-MOORE, Bianca	6-9	4-7	0-0	0	2	2	0	16	1	3	1	1	17			
02	COOPER, Te'a	1-5	0-2	0-0	1	3	4	0	2	2	2	0	1	20			
52	HARRIS, Tyasha	4-9	2-5	0-0	0	2	2	1	10	8	0	0	3	24			
00	PERRY, Nelly	2-4	0-1	0-0	0	1	1	1	4	2	1	0	0	14			
03	HENDERSON, Destanni	1-5	1-2	0-0	0	1	1	2	3	0	1	0	0	14			
04	CLINEY, Doniyah	0-2	0-0	0-0	1	2	3	1	0	0	4	0	0	18			
05	SAXTON, Victoria	0-0	0-0	0-2	1	1	2	1	0	0	0	0	0	9			
10	JACKSON, Bianca	0-3	0-1	0-0	0	1	1	0	0	1	1	0	0	19			
23	WILLIAMS, LaDazhia	2-5	0-0	1-1	3	2	5	1	5	0	0	0	0	10			
24	GRISSETT, LeLe	3-5	0-0	1-2	3	6	9	2	7	0	0	1	2	14			
Team					3	3	6										
Totals		30-64	8-20	3-7	16	29	45	13	71	14	13	3	9	200			
1st - FG %:		10-17	58.8%	2nd: 6-19	31.6%	3rd: 8-15	53.3%	4th: 6-13	46.2%	Game: 30-64	46.9%	Deadball					
3FG %:		4-8	66.7%	1-9	11.1%	2-4	50.0%	1-1	100.0%	8-20	40.0%	Rebounds					
FT %:		0-0	0.0%	0-2	0.0%	1-2	50.0%	2-3	66.7%	3-7	42.9%	2,4					

Officials: Bryan Enterline, Jennier Rezac, Kevin Pethel
Technical fouls: Florida-None. #21/25 South Carolina-None.
Attendance: 10353

Score by periods	1st	2nd	3rd	4th	Total
Florida	9	14	8	9	40
#21/25 South Carolina	24	13	19	15	71

Last FG - UF 4th-02:57, SC 4th-01:01.
Largest lead - UF None, SC by 33 4th-04:11.
UF led for 00:00, SC led for 39:05, Game was tied for 00:55.

Score tied - 0 times.
Lead changed - 0 times.

Official Basketball Box Score -- Game Totals -- Final Statistics
Alabama vs #23/- South Carolina
01/06/19 Noon at Columbia, S.C./Colonial Life Arena

Alabama 59 • 9-6 (1-1 SEC)

#	Player		Total			3-Ptr			Rebounds			PF	TP	A	TO	Bk	Stl	Min
			FG	FGA	FG%	FT	FTA	Off	Def	Tot								
22	Copeland, Ariyah	f	4-6	0-0	0-0	5	3	8	4	8	1	4	1	2	28			
00	Walker, Jasmine	f	5-15	2-6	5-6	2	4	6	3	17	1	1	0	2	37			
01	Abrams, Megan	g	0-2	0-0	0-0	0	1	1	0	0	1	4	0	0	18			
04	Johnson, Cierra	g	6-16	3-7	4-6	2	4	6	2	19	2	3	1	3	38			
23	Wade, Shaquera	g	4-16	0-3	3-3	2	3	5	2	11	0	3	0	2	39			
05	Barber, Hannah		0-0	0-0	0-0	0	0	0	1	0	1	0	0	1	7			
10	Berry, Taylor		0-1	0-1	0-0	0	1	1	1	0	2	0	0	0	18			
12	Cruce, Allie Craig		0-2	0-1	0-0	0	0	0	0	0	0	0	0	0	3			
25	Knight, Ashley		2-2	0-0	0-0	1	3	4	1	4	0	1	3	0	12			
	Team					4	1	5			1							
Totals						26-30	5-18	12-15	16	20	36	14	59	8	17	5	10	200
1st - FG %: 3-14 21.4%			2nd: 5-19 26.3%			3rd: 7-14 50.0%			4th: 6-13 46.2%			Game: 21-60 35.0%			Deadball			
FG %: 0-4 0.0%			2-8 25.0%			3-8 37.5%			0-2 0.0%			5-10 50.0%			27.8%			
FT %: 0-0 0.0%			5-8 62.5%			4-4 100.0%			3-3 100.0%			12-15 80.0%			1.2			

Official Basketball Box Score -- Game Totals -- Final Statistics
#15/20 South Carolina vs #7/6 Mississippi State
01/17/19 6:00 p.m. at Starkville, Miss. (Humphrey Coliseum)

#15/20 South Carolina 74 • 12-5 (4-1 SEC)

#	Player	Total			3-Ptr			Rebounds			PF	TP	A	TO	Bk	Stl	Min
		FG-FGA	FT-FTA	FT-FTA	Off	Def	Tot	Off	Def	Tot							
21	HERBERT HARRIGAN, M.	5-10	2-4	0-0	2	1	3	3	12	1	0	1	0	1	0	28	
35	JENNINGS, Alexis	2-7	0-0	0-0	1	1	2	3	4	0	1	0	0	0	0	16	
01	CUEVAS-MOORE, Bianca	1-4	0-2	0-0	0	0	0	1	2	0	2	0	1	0	1	17	
02	COOPER, Te'a	9-21	2-7	7-9	1	4	5	3	27	6	6	1	2	38			
52	HARRIS, Tyasha	5-11	4-8	3-4	0	1	1	2	17	4	0	0	4	40			
04	CLINEY, Doniyah	0-1	0-0	0-0	0	2	2	1	0	0	1	0	0	0	15		
10	JACKSON, Bianca	3-5	2-4	0-0	1	3	4	1	8	0	0	0	0	21			
24	GRISSETT, LeLe	2-2	0-0	0-0	3	1	4	4	4	0	1	0	0	25			
Team					2	1	3										
Totals		27-61	10-25	10-13	10	14	24	18	74	11	11	2	7	200			
1st - FG %:		10-15	66.7%	2nd: 7-14	50.0%	3rd: 6-12	50.0%	4th: 4-20	20.0%	Game: 27-61	44.3%	Deadball		Rebounds			
3FG %:		3-3	100.0%	3-4	75.0%	4-4	100.0%	0-10	0.0%	10-25	40.0%						
FT %:		0-0	0.0%	3-3	100.0%	5-8	62.5%	2-2	100.0%	10-13	76.9%						

#7/6 Mississippi State 89 • 17-1 (5-0 SEC)

#	Player	f	Total			3-Ptr			Rebounds			PF	TP	A	TO	Bk	Stl	Min
			FG-FGA	FT-FTA	FT-FTA	Off	Def	Tot	Off	Def	Tot							
05	Anriel Howard	f	3-13	1-7	4-4	4	2	6	4	11	2	1	0	0	31			
55	Chloe Bibby	f	0-0	0-0	0-0	0	0	0	0	0	1	0	0	0	1			
15	Teaira McCowan	c	9-15	0-0	8-9	12	12	24	3	26	0	2	2	0	40			
10	Jazzmun Holmes	f	4-11	0-0	4-4	0	5	5	2	12	2	0	0	1	35			
24	Jordan Danberry	g	9-17	0-0	2-2	3	3	6	2	20	7	2	1	2	37			
01	Myah Taylor	f	1-1	0-0	2-2	0	0	0	0	4	0	1	0	0	5			
02	Andra Espinoza-Hunte	f	1-2	1-2	0-0	0	0	0	1	3	0	2	0	1	15			
04	Jessika Carter	f	1-3	0-0	0-0	0	0	0	0	2	1	1	0	0	9			
23	Bre'Amber Scott	f	5-7	1-2	0-0	0	2	2	2	11	1	2	0	1	27			
Team						4	2	6										
Totals			33-69	3-11	20-21	23	26	49	14	89	13	12	3	5	200			
1st - FG %:		9-23	39.1%	2nd: 9-14	64.3%	3rd: 8-20	40.0%	4th: 7-12	58.3%	Game: 33-69	47.8%	Deadball		Rebounds				
3FG %:		1-5	20.0%	0-0	0.0%	1-2	50.0%	3-11	27.3%	20-21	95.2%							
FT %:		7-7	100.0%	4-4	100.0%	0-0	0.0%	9-10	90.0%	20-21	95.2%							

Officials: Mark Zentz, Beverly Roberts, Eric Brewton
Technical fouls: #15/20 South Carolina-None. #7/6 Mississippi State-None.
Attendance: 10006
Unsportsmanlike foul on USC 21 at 02:09 in the 1st.

Score by periods	1st	2nd	3rd	4th	Total
#15/20 South Carolina	23	20	11	10	74
#7/6 Mississippi State	26	22	17	24	89

Last FG - SC 4th-03:59, MS 4th-01:19.
Largest lead - SC by 6 2nd-07:06, MS by 15 4th-01:19.
SC led for 05:31. MS led for 30:14. Game was tied for 04:15.

Points	In	Off	2nd	Fast	Bench
SC	22	15	6	5	12
MS	44	15	23	6	20

Score tied - 6 times.
Lead changed - 8 times.

Official Basketball Box Score -- Game Totals -- Final Statistics
#25/- Missouri vs #19/20 South Carolina
01/21/19 7 p.m. at Columbia, S.C./Colonial Life Arena

#25/- Missouri 65 • 15-5 (4-2 SEC)

#	Player	Total			3-Ptr			Rebounds			PF	TP	A	TO	Bk	Stl	Min
		FG-FGA	FT-FTA	FT-FTA	Off	Def	Tot	Off	Def	Tot							
13	Schuchts, Hannah	1	0-0	0-0	0-0	0	2	2	2	0	0	1	0	11			
03	Cunningham, Sophie	9	8-15	4-9	4-5	0	4	4	4	24	3	2	0	0	33		
05	Aldridge, Lauren	9	0-1	0-1	0-0	0	0	0	2	0	2	2	0	0	24		
22	Roundtree, Jordan	g	0-1	0-0	2-2	0	7	7	0	2	0	1	0	1	19		
23	Smith, Amber	g	6-16	3-6	1-3	1	3	4	3	16	0	1	0	2	35		
02	Levy, Akira		3-3	0-0	6-6	0	1	1	5	12	3	5	1	0	17		
11	Troup, Haley		0-2	0-2	0-0	0	0	0	1	0	0	0	0	0	12		
21	Porter, Cierra		1-4	0-0	0-2	2	1	3	3	2	1	1	0	2	12		
24	Chavis, Jordan		2-4	1-3	0-0	0	1	1	1	5	0	2	0	1	20		
34	Tahane, Emmanuelle		2-3	0-0	0-0	3	2	5	2	4	1	2	0	1	17		
	Team					1	1	2									
Totals			22-49	8-21	13-18	7	22	29	23	65	10	16	2	7	200		
1st - FG %:		5-14	35.7%	2nd: 5-9	55.6%	3rd: 6-11	54.5%	4th: 6-15	40.0%	Game: 22-49	44.9%	Deadball		Rebounds			
3FG %:		2-7	28.6%	1-3	33.3%	2-3	66.7%	3-8	37.5%	9-21	38.1%						
FT %:		2-3	66.7%	5-7	71.4%	5-5	100.0%	1-3	33.3%	13-18	72.2%						

#19/20 South Carolina 79 • 13-5 (5-1 SEC)

#	Player	Total			3-Ptr			Rebounds			PF	TP	A	TO	Bk	Stl	Min
		FG-FGA	FG-FGA	FT-FTA	Off	Def	Total										
21	HERBERT HARRIGAN, M.	6-13	0-1	4-5	3	3	6	3	16	0	0	1	0	23			
35	JENNINGS, Alexis	6-12	0-0	2-2	2	5	7	1	14	0	1	0	0	35			
01	CUEVAS-MOORE, Bianca	5-7	4-5	0-0	0	2	2	1	14	1	3	0	2	27			
02	COOPER, Te'a	2-5	0-0	3-3	0	0	0	4	7	0	3	0	1	14			
52	HARRIS, Tyasha	4-12	2-5	6-6	2	3	5	2	16	5	1	0	2	33			
00	PERRY, Nelly	0-2	0-1	1-2	0	1	1	2	1	0	0	0	1	11			
03	HENDERSON, Destanni	2-4	0-1	0-0	0	0	0	4	0	1	0	0	0	9			
04	CLINEY, Doniyah	1-1	0-0	0-0	0	3	3	1	2	0	0	0	0	14			
05	SAXTON, Victoria	0-0	0-0	0-0	1	1	2	2	0	0	0	1	1	6			
10	JACKSON, Bianca	0-2	0-1	0-0	0	1	1	0	1	0	0	0	0	14			
23	WILLIAMS, LaDazhia	0-1	0-0	0-0	0	0	0	0	0	0	0	0	0	1			
24	GRISSETT, LeLe	2-3	0-0	1-2	4	1	5	5	5	1	1	0	0	13			
Team					2	1	3										
Totals		28-62	6-14	17-20	14	21	35	22	79	8	10	2	7	200			
1st - FG %:		9-19	47.4%	2nd: 8-17	47.1%	3rd: 6-15	40.0%	4th: 5-11	45.5%	Game: 28-62		45.2%	Deadball		Rebounds		
3FG %:		3-5	60.0%	0-1	0.0%	2-5	40.0%	1-3	33.3%	6-14		42.9%			1,1		
FT %:		3-3	100.0%	4-6	66.7%	6-7	85.7%	4-4	100.0%	17-20		85.0%					

Officials: Tina Napier, Felicia Grinter, Michael McConnell
Technical fouls: #25/- Missouri-Levy, Akira. #19/20 South Carolina-GRISSETT, LeLe.
Attendance: 12004

Score by periods	1st	2nd	3rd	4th	Total
#25/- Missouri	14	16	19	16	65
#19/20 South Carolina	24	20	15	15	79

Last FG - MU 4th-00:27, SC 4th-00:35.
Largest lead - MU None, SC by 24 4th-05:21.
MU led for 00:00. SC led for 36:29. Game was tied for 03:28.

Points	In	Off	2nd	Fast	Bench
MU	28	12	9	9	12
SC	32	23	18	9	23

Score tied - 1 time.
Lead changed - 0 times.

Official Basketball Box Score -- Game Totals -- Final Statistics
Vanderbilt vs #16/20 South Carolina
01/28/19 7 p.m. at Columbia, S.C./Colonial Life Arena

Vanderbilt 69 • 6-14, 1-6 SEC

#	Player		Total			3-Ptr			Rebounds			PF	TP	A	TO	Bk	Stl	Min
			FG-FGA	FG-FGA	FT-FTA	Off	Def	Tot	Off	Def	Tot							
24	NEWBY, Autumn	f	0-5	0-0	0-0	2	3	5	2	0	3	0	0	0	27			
34	FASOULA, Mariella	f	7-12	0-0	2-2	1	6	7	3	16	0	2	0	1	31			
10	WALKER, Cierra	g	5-6	4-4	0-0	0	6	6	1	14	0	1	0	0	39			
30	CARTER, LEALEA	g	10-20	0-1	0-0	4	1	5	2	20	1	3	1	1	32			
35	CLEMONS-GREEN, Kalei	g	1-3	0-0	0-0	0	1	1	3	2	1	4	0	1	16			
02	HALL, Chelsie	f	2-7	1-2	0-0	0	3	3	0	5	3	7	0	2	21			
03	CAMBRIDGE, Jordyn	f	1-5	0-1	0-0	0	0	0	2	2	1	0	0	1	11			
15	ALEXANDER, Brinae	f	2-6	0-2	1-1	1	1	2	0	5	0	0	0	0	15			
22	HORROCKS, Bree	f	1-1	1-1	2-2	1	1	2	0	5	0	1	0	0	20			
	Team					2	1	3			1							
Totals			29-65	6-11	5-5	11	23	34	13	69	9	19	1	6	200			
1st: FG-FGA: 9-17 52.9% 2nd: 8-16 50.0% 3rd: 4-13 30.8% 4th: 8-19 42.1% 5th: 3-5 60.0% Game: 29-65 44.6% Deadball Rebounds 3FG: 1-1 100.0% 2-4 50.0% 0-1 0.0% 3-5 60.0% 6-11 54.5% 5-5 100.0% FT: 3-3 100.0% 0-0 0.0% 2-2 100.0% 0-0 0.0% 0-0 0.0%																		

Official Basketball Box Score -- Game Totals -- Final Statistics
#16/18 South Carolina vs Arkansas
02/03/19 4 p.m. at Fayetteville, Ark. (Bud Walton Arena)

#16/18 South Carolina 87 • 16-5, 8-1 SEC

#	Player	Total			3-Ptr			Rebounds			PF	TP	A	TO	Bk	Stl	Min
		FG-FGA	FT-FTA	FT-FTA	Off	Def	Tot	Off	Def	Tot							
35	JENNINGS, Alexis	5-8	0-0	0-0	5	7	12	0	10	2	1	2	23				
01	CUEVAS-MOORE, Bianca	4-21	0-6	6-6	1	2	3	3	14	0	0	2	31				
02	COOPER, Te'a	3-13	0-2	1-1	3	1	4	2	7	0	2	0	17				
04	CLINEY, Doniyah	0-4	0-0	1-2	2	7	9	3	1	3	1	0	23				
52	HARRIS, Tyasha	6-10	2-4	1-3	1	3	4	15	5	3	0	1	33				
00	PERRY, Nelly	0-2	0-1	1-2	0	1	1	1	1	0	1	0	9				
03	HENDERSON, Destanni	7-11	3-6	2-3	2	2	4	1	19	2	1	0	23				
05	SAXTON, Victoria	7-7	0-0	5-5	5	4	9	0	19	1	0	3	20				
10	JACKSON, Bianca	0-1	0-1	0-0	0	1	1	0	0	1	1	0	7				
21	HERBERT HARRIGAN, M.	0-3	0-0	1-2	0	3	3	2	1	0	0	1	11				
24	GRISSETT, LeLe	0-0	0-0	0-0	0	1	1	0	0	0	0	1	3				
Team					1	2	3										
Totals		32-80	5-20	18-24	20	34	54	16	87	12	11	6	5	200			
1st - FG %:		7-20	35.0%	2nd: 7-20	35.0%	3rd: 6-19	31.6%	4th: 12-21	57.1%	Game: 32-80	40.0%	Deadball					
3FG %:		1-4	25.0%	0-4	0.0%	1-8	12.5%	3-6	50.0%	1-5	20.0%	Rebounds					
FT %:		1-2	50.0%	3-4	75.0%	6-6	100.0%	8-12	66.7%	16-24	75.0%	4,1					

Arkansas 79 • 16-7, 5-4 SEC

#	Player	Total			3-Ptr			Rebounds			PF	TP	A	TO	Bk	Stl	Min
		FG-FGA	FT-FTA	FT-FTA	Off	Def	Tot	Off	Def	Tot							
10	WILLIAMS, KIARA	3-4	0-0	0-2	2	3	5	3	6	1	1	0	23				
02	TOLEFREE, ALEXIS	1-7	0-4	0-0	0	0	0	1	2	0	1	0	19				
03	MONK, MALICA	9-19	3-9	4-4	0	4	4	3	25	3	1	0	40				
14	MASON, JAILYN	2-7	1-3	0-0	1	6	7	4	5	1	3	1	2	30			
33	DUNGEY, CHELSEA	10-21	2-5	10-11	1	4	5	3	32	3	2	2	33				
01	NORTHCROSS-BAKER, R.	2-6	1-2	0-0	0	1	1	3	5	0	0	0	18				
22	ZIMMERMAN, BAILEY	0-4	0-2	0-2	1	2	3	2	0	0	0	3	21				
24	THOMAS, TAYLAH	2-6	0-0	0-0	2	4	6	1	4	1	1	0	16				
Team					5	6	11										
Totals		29-74	7-25	14-19	12	30	42	20	79	9	9	6	7	200			
1st - FG %:		6-23	34.8%	2nd: 6-18	33.3%	3rd: 5-11	45.5%	4th: 10-22	45.5%	Game: 29-74	39.2%	Deadball					
3FG %:		3-8	37.5%	2-7	28.6%	1-5	20.0%	1-5	20.0%	7-25	28.0%	Rebounds					
FT %:		1-1	100.0%	5-6	83.3%	6-8	75.0%	2-4	50.0%	14-19	73.7%	3					

Officials: Bryan Enterline, Katie Lukerich, Karen Preato
Technical fouls: #16/18 South Carolina-None. Arkansas-None.
Attendance: 1637
Tickets Scanned: 1211

Score by periods	1st	2nd	3rd	4th	Total
#16/18 South Carolina	16	17	19	35	87
Arkansas	20	19	17	23	79

Last FG - SC 4th-00:41, AR 4th-00:13.
Largest lead - SC by 9 4th-05:49, AR by 12 1st-04:08.
SC led for 07:10. AR led for 30:15. Game was tied for 02:35.

In	Off	2nd	Fast	Bench
Paint	T/O	Chance	Break	
42	10	19	10	40
SC				
AR	40	12	13	16

Score tied - 1 time.
Lead changed - 3 times.

Official Basketball Box Score -- Game Totals -- Final Statistics
Ole Miss vs #12/13 South Carolina
02/07/19 7 p.m. at Columbia, S.C./Colonial Life Arena

Ole Miss 42 • 8-16 (2-8 SEC)

#	Player	Total			3-Ptr			Rebounds			PF	TP	A	TO	Bk	Stl	Min
		FG-FGA	FT-FTA	FT-FTA	Off	Def	Tot	Off	Def	Tot							
10	Muhate, Cecilia	0-3	0-0	0-0	1	2	3	1	0	0	1	1	0	20			
32	Kitchens, Iyanla	0-0	0-0	0-0	0	1	1	4	0	0	0	2	13				
02	Reid, Mimi	1-2	0-0	4-6	0	2	2	2	6	3	5	0	27				
23	Sessom, Shandricka	5-10	1-4	0-0	0	7	7	3	11	0	2	0	28				
24	Dozier, Shannon	0-6	0-1	0-0	1	1	2	1	0	2	0	0	22				
00	Crawford, Gabby	1-3	0-0	1-2	3	2	5	3	3	0	1	0	27				
03	Dunlap, Jhileiya	0-2	0-0	0-0	0	0	0	3	0	0	1	0	11				
05	Allen, Crystal	5-16	1-7	2-2	1	2	3	2	13	0	9	0	30				
20	Matthews, Mahogany	0-0	0-0	0-0	1	1	2	0	0	0	0	1	6				
21	Smith, Taylor	0-0	0-0	0-0	0	1	1	0	0	0	2	0	9				
33	Salter, La'Karis	4-9	1-3	0-0	0	3	3	2	9	1	1	1	17				
Team					2	1	3										
Totals		16-51	3-15	7-10	9	23	32	21	42	6	23	5	6	200			
1st - FG %:		5-15	33.3%	2nd: 7-15	46.7%	3rd: 1-8	12.5%	4th: 3-13	23.1%	Game: 16-51	31.4%	Deadball					
3FG %:		1-4	25.0%	1-3	33.3%	1-5	20.0%	0-3	0.0%	3-15	20.0%	Rebounds					
FT %:		0-0	0.0%	1-2	50.0%	2-2	100.0%	4-6	66.7%	7-10	70.0%	2					

#12/13 South Carolina 76 • 17-5 (9-1 SEC)

#	Player	Total			3-Ptr			Rebounds			PF	TP	A	TO	Bk	Stl	Min
		FG-FGA	FT-FTA	FT-FTA	Off	Def	Tot	Off	Def	Tot							
21	HERBERT HARRIGAN, M.	2-3	1-1	2-2	0	5	5	2	7	1	3	2	1	20			
35	JENNINGS, Alexis	5-11	0-0	2-2	2	4	6	0	12	0	0	1	22				
01	CUEVAS-MOORE, Bianca	0-5	0-3	0-0	0	0	0	0	0	0	2	0	13				
02	COOPER, Te'a	3-7	0-2	5-7	1	3	4	1	11	1	1	0	21				
52	HARRIS, Tyasha	1-5	1-3	0-0	0	1	1	2	3	9	0	0	23				
00	PERRY, Nelly	5-8	3-4	0-0	2	1	3	2	13	2	1	0	22				
03	HENDERSON, Destanni	4-6	3-5	1-2	0	5	5	0	12	5	1	0	28				
04	CLINEY, Doniyah	0-0	0-0	0-0	0	2	2	1	0	1	1	0	6				
05	SAXTON, Victoria	5-7	0-0	2-4	2	1	3	3	12	0	1	2	14				
10	JACKSON, Bianca	0-2	0-1	0-0	0	1	1	1	0	0	1	0	10				
23	WILLIAMS, LaDazia	0-1	0-0	0-0	0	1	1	1	0	0	0	1	6				
24	GRISSETT, LeLe	1-4	0-0	2-4	5	1	6	3	4	0	2	0	12				
32	WESOLEK, Elysa	1-3	0-0	0-0	1	0	1	1	2	0	0	1	0	3			
Team					1	1	2										
Totals		27-62	8-19	14-21	14	26	40	17	76	19	13	6	10	200			
1st - FG %:		7-17	41.2%	2nd: 6-11	54.5%	3rd: 7-17	41.2%	4th: 7-17	41.2%	Game: 27-62	43.5%	Deadball					
3FG %:		1-6	16.7%	3-3	100.0%	4-7	57.1%	0-3	0.0%	8-19	42.1%	Rebounds					
FT %:		2-2	100.0%	4-8	50.0%	3-4	75.0%	5-7	71.4%	14-21	66.7%	5,1					

Officials: Mark Zentz, Amy Bonner, Billy Smith
Technical fouls: Ole Miss-None. #12/13 South Carolina-None.
Attendance: 10662

Score by periods	1st	2nd	3rd	4th	Total
Ole Miss	11	16	5	10	42
#12/13 South Carolina	17	19	21	19	76

Last FG - OM 4th-02:20, SC 4th-01:54.
Largest lead - OM None, SC by 38 4th-03:16.
OM led for 00:00. SC led for 36:12. Game was tied for 03:48.

In	Off	2nd	Fast	Bench
Paint	T/O	Chance	Break	
18	9	5	4	25
OM				
SC	36	15	13	43

Score tied - 1 time.
Lead changed - 0 times.

Official Basketball Box Score -- Game Totals -- Final Statistics
#11/13 South Carolina vs #4/5 UConn
02/11/19 7 p.m. at Hartford, Conn./XL Center

#11/13 South Carolina 79 • 17-6

#	Player	Total		3-Ptr		Rebounds			PF	TP	A	TO	Bk	Stl	Min
		FG-FA	FG-FA	FT-FTA	Off	Def	Tot								
21	HERBERT HARRIGAN, M.	f	5-12	1-3	0-0	0	3	3	0	11	0	0	0	0	32
35	JENNINGS, Alexis	f	3-5	0-0	0-0	1	3	4	1	6	1	1	0	0	18
01	CUEVAS-MOORE, Bianca	g	8-18	4-9	5-6	0	0	0	2	25	4	2	0	2	37
02	COOPER, Te'a	g	8-10	2-2	2-2	0	2	2	5	20	4	0	0	0	21
52	HARRIS, Tyasha	g	4-11	1-4	2-2	0	2	2	2	11	5	3	1	2	33
00	PERRY, Nelly		0-1	0-0	0-0	0	1	1	0	0	0	0	0	0	5
03	ENDERSON, Destanni		1-4	0-2	0-0	0	0	0	3	2	1	2	0	0	14
05	SAXTON, Victoria		0-2	0-0	1-2	2	0	2	2	1	0	1	3	2	18
10	JACKSON, Bianca		1-3	1-2	0-0	0	0	0	1	3	0	1	0	1	14
24	GRISSETT, LeLe Team		0-0	0-0	0-0	2	1	3	1	0	0	1	1	0	8
Totals			30-66	9-22	10-12	9	18	27	17	79	15	11	5	7	200
1st- 3rd FT %		12-21	75.0%	2nd- 6-15	40.0%	3rd- 4-12	28.6%	4th- 8-16	50.0%	Game- 30-66	45.5%	Rebounds			
FT %		0-1	0.0%	3-4	75.0%	2-2	100.0%	5-6	83.3%	10-12	83.3%	1			

Official Basketball Box Score -- Game Totals -- Final Statistics
#11/14 South Carolina vs Florida
2/17/19 2:00 p.m. at Exactech Arena at O'Connell Center

#11/14 South Carolina 96 • 19-6 (11-1)

#	Player	Total			3-Ptr			Rebounds			PF	TP	A TO Blk Stl				Min
		FG-FGA	FG-FGA	FT-FTA	Off	Def	Tot	Off	Def	Tot							
21	HERBERT HARRIGAN, M.	f	4-8	0-0	1-3	0	2	2	4	9	0	0	0	0	0	0	20
5	JENNINGS, Alexis	f	8-11	1-1	5-6	2	3	5	1	22	0	2	1	3	25		25
01	CUEVAS-MOORE, Bianca	g	8-14	3-6	0-2	0	1	1	1	19	1	1	0	2	32		32
03	HENDERSON, Destanni	g	6-8	3-5	4-4	0	4	4	0	18	4	1	0	1	30		30
04	CLINEY, Doniyah	g	1-1	1-1	0-0	0	4	4	0	3	1	0	0	0	9		9
00	PERRY, Nelly	g	3-9	0-2	1-3	1	4	5	2	7	1	0	0	1	25		25
05	SAXTON, Victoria	g	2-3	0-0	2-4	1	1	2	4	6	0	0	1	0	7		7
10	JACKSON, Bianca	g	0-0	0-0	0-0	0	0	0	0	0	0	1	1	0	7		7
23	WILLIAMS, LaDazhia	g	0-0	0-0	1-4	1	0	1	1	1	0	0	0	0	7		7
04	GRISSETT, LeLe	g	0-0	0-0	0-0	0	2	2	1	0	0	1	0	0	5		5
32	WESOLEK, Elysa	g	0-0	0-0	0-0	0	0	0	0	0	0	0	0	0	1		1
52	HARRIS, Tyasha	g	4-7	1-4	2-2	0	4	4	2	11	10	4	0	0	32		32
Team							1	5	6								
Totals			36-61	9-19	15-28	6	30	36	16	96	17	10	4	6	200		
1st - FG %:		8-15	53.3%	2nd: 11-18	61.1%	3rd: 8-12	66.7%	4th: 9-16	56.3%	Game: 36-61	59.0%	Deadball					
3FG %:		2-5	40.0%	4-8	50.0%	2-2	100.0%	1-4	25.0%	9-19	47.4%	Rebounds					
FT %:		0-1	0.0%	4-6	66.7%	7-10	70.0%	4-11	36.4%	15-28	53.6%	7					

Florida 77 • 6-19 (2-10)

#	Player	Total			3-Ptr			Rebounds			PF	TP	A TO Blk Stl				Min
		FG-FGA	FG-FGA	FT-FTA	Off	Def	Tot	Off	Def	Tot							
22	Williams,Zada	f	7-10	0-1	0-1	3	3	6	3	14	0	2	0	1	23		27
00	Washington,Delicia	g	4-10	2-5	2-2	4	6	10	3	12	2	2	0	0	29		29
01	Smith,Kiara	g	4-14	1-6	1-2	2	2	4	1	10	5	2	0	3	36		36
03	Nakkasoglu,Funda	g	6-14	1-7	6-7	0	1	1	1	19	1	1	0	1	35		35
11	de Oliveira,Emanuelu	g	1-3	0-2	0-0	0	1	1	2	2	0	0	0	0	13		13
04	Staples,Corey	g	0-0	0-0	0-0	0	0	0	0	0	0	0	0	0	1		1
10	Rainey,Danielle	g	6-16	1-9	2-2	0	5	5	5	15	2	4	0	0	30		30
32	Johnson,Ariel	g	1-2	0-1	1-2	1	3	4	1	3	0	3	0	0	16		16
44	Robinson,Paige	g	1-1	0-0	0-0	1	4	5	3	2	0	0	0	1	17		17
Team							3	0	3					1			
Totals			30-70	5-31	12-16	14	25	39	19	77	10	15	0	6	200		
1st - FG %:		10-19	52.6%	2nd: 7-19	36.8%	3rd: 7-18	38.9%	4th: 6-14	42.9%	Game: 30-70	42.9%	Deadball					
3FG %:		1-6	16.7%	1-10	10.0%	2-9	22.2%	1-6	16.7%	5-31	16.1%	Rebounds					
FT %:		4-8	50.0%	0-0	0.0%	4-4	100.0%	4-4	100.0%	12-16	75.0%	0					

Officials: Michael McConnell, Roy Gulbeyan, Kylie Galloway
Technical fouls: #11/14 South Carolina-None. Florida-None.
Attendance: 3213
UF#10 D.Rainey fouls out a 1:05(4)

Score by periods	1st	2nd	3rd	4th	Total
#11/14 South Carolina	18	30	25	23	96
Florida	25	15	20	17	77

Last FG - SC 4th-01:43, UF 4th-00:43.
Largest lead - SC by 22 4th-01:05, UF by 9 1st-01:28.
SC led for 30:00, UF led for 08:55. Game was tied for 01:05.

Points	In Paint	Off T/O	2nd Chance	Fast Break	Bench
SC	46	19	10	12	25
UF	40	9	15	4	20

Score tied - 2 times.
Lead changed - 2 times.

Official Basketball Box Score -- Game Totals -- Final Statistics
#16/17 Kentucky vs #13/13 South Carolina
02/21/19 7 p.m. at Columbia, S.C./Colonial Life Arena

#16/17 Kentucky 65 • 22-5 (9-4 SEC)

#	Player	Total			3-Ptr			Rebounds			PF	TP	A TO Blk Stl				Min
		FG-FGA	FG-FGA	FT-FTA	Off	Def	Tot	Off	Def	Tot							
03	McKinney, KeKe	f	2-4	1-2	0-0	1	2	3	0	5	2	0	0	1	23		23
14	Wyatt, Tatyana	f	2-9	0-1	0-0	1	3	4	4	0	0	0	1	0	12		12
04	Morris, Maci	g	3-12	2-3	4-5	0	2	2	4	12	1	1	1	3	30		30
10	Howard, Rhyne	g	6-12	2-4	3-3	1	3	4	3	17	2	7	0	3	37		37
24	Murray, Taylor	g	7-11	1-1	2-2	2	6	8	2	17	5	2	0	4	33		33
05	Green, Blair	g	2-5	0-1	0-0	0	0	0	1	4	0	1	0	2	18		18
12	Paschal, Amanda	g	0-2	0-0	2-2	0	3	3	2	2	1	2	0	1	17		17
21	Anyagaligbo, Ogechi	g	0-1	0-0	2-2	1	0	1	4	2	0	0	0	0	19		19
32	Roper, Jaida	g	1-1	0-0	0-0	0	3	3	0	2	1	2	0	0	11		11
Team							2	4	6					1			
Totals			23-57	6-12	13-14	8	26	34	20	65	12	16	2	14	200		
1st - FG %:		6-18	33.3%	2nd: 5-12	41.7%	3rd: 5-13	38.5%	4th: 7-14	50.0%	Game: 23-57	40.4%	Deadball					
3FG %:		1-2	50.0%	2-4	50.0%	3-4	75.0%	3-4	75.0%	6-12	50.0%	Rebounds					
FT %:		0-0	0.0%	5-5	100.0%	0-0	0.0%	8-9	88.9%	13-14	92.9%	1					

#13/13 South Carolina 57 • 19-7 (11-2 SEC)

#	Player	Total			3-Ptr			Rebounds			PF	TP	A TO Blk Stl				Min
		FG-FGA	FG-FGA	FT-FTA	Off	Def	Tot	Off	Def	Tot							
05	SAXTON, Victoria	f	3-8	0-0	1-4	2	4	6	0	7	0	1	1	0	27		27
35	JENNINGS, Alexis	f	3-6	0-1	6-6	3	6	9	3	12	0	2	3	2	34		34
01	CUEVAS-MOORE, Bianca	g	1-11	0-6	8-10	2	0	2	1	10	0	4	0	3	34		34
02	COOPER, Te'a	g	1-1	0-0	0-0	0	0	0	1	2	1	1	0	0	4		4
52	HARRIS, Tyasha	g	4-12	1-6	1-2	0	4	4	2	10	7	4	2	1	39		39
00	PERRY, Nelly	g	0-2	0-1	0-0	1	0	1	1	0	0	0	0	0	8		8
03	HENDERSON, Destanni	g	4-8	4-5	0-0	1	5	6	3	12	3	6	0	1	27		27
04	CLINEY, Doniyah	g	0-0	0-0	0-0	0	0	0	1	0	0	0	0	0	5		5
10	JACKSON, Bianca	g	1-2	0-1	0-0	0	0	0	1	2	0	1	0	0	5		5
21	HERBERT HARRIGAN, M.	g	1-2	0-0	0-0	0	3	3	2	2	1	1	1	0	14		14
24	GRISSETT, LeLe	g	0-0	0-0	0-0	0	0	0	2	0	0	1	0	0	3		3
Team							2	1	3								
Totals			18-52	5-20	16-22	11	23	34	17	57	12	21	7	7	200		
1st - FG %:		4-12	33.3%	2nd: 4-13	30.8%	3rd: 5-11	45.5%	4th: 5-16	31.3%	Game: 18-52	34.6%	Deadball					
3FG %:		0-4	0.0%	1-4	25.0%	1-3	33.3%	3-9	33.3%	5-20	25.0%	Rebounds					
FT %:		3-6	50.0%	4-4	100.0%	8-11	72.7%	1-2	50.0%	16-22	72.7%	3,3					

Officials: Scott Yarbrough, Angelica Suffren, Bill Laranca
Technical fouls: #16/17 Kentucky-None. #13/13 South Carolina-None.
Attendance: 11887

Score by periods	1st	2nd	3rd	4th	Total
#16/17 Kentucky	13	17	18	25	65
#13/13 South Carolina	11	13	19	14	57

Last FG - KY 4th-03:26, SC 4th-00:11.
Largest lead - KY by 10 4th-00:35, SC by 3 3rd-02:35.
KY led for 28:56, SC led for 07:44. Game was tied for 03:20.

Points	In Paint	Off T/O	2nd Chance	Fast Break	Bench
KY	18	19	15	8	10
SC	24	16	13	8	16

Score tied - 5 times.
Lead changed - 5 times.

Official Basketball Box Score -- Game Totals -- Final Statistics
#13/13 South Carolina vs Tennessee
02/24/19 4:02 p.m. at Knoxville, Tenn. (Thompson-Boling Arena)

#13/13 South Carolina 82 • 20-7, 12-2 SEC

#	Player	Total			3-Ptr			Rebounds			PF	TP	A TO Blk Stl				Min
		FG-FGA	FG-FGA	FT-FTA	Off	Def	Tot	Off	Def	Tot							
35	JENNINGS, Alexis	f	7-9	0-0	1-2	1	6	7	2	15	1	3	3	1	32		32
01	CUEVAS-MOORE, Bianca	g	9-18	4-7	6-8	0	2	2	1	28	1	0	0	4	39		39
04	CLINEY, Doniyah	g	5-9	2-2	4-4	3	3	6	2	16	1	0	1	1	38		38

Official Basketball Box Score -- Game Totals -- Final Statistics
#5/5 Mississippi St vs #14/15 South Carolina
03/03/19 2 p.m. at Columbia, S.C./Colonial Life Arena

#5/5 Mississippi St 68 • 27-2 (15-1 SEC)

#	Player	Total			3-Ptr			Rebounds			PF	TP	A	TO	Blk	Stl	Min
		FG-FGA	FG-FGA	FT-FTA	FG-FGA	FG-FGA	FT-FTA	Off	Def	Tot							
05	Anriel Howard	f	5-18	1-2	2-4	7	9	16	3	13	1	4	1	0			38
15	Teaira McCowan	c	7-8	0-0	4-7	9	8	17	2	18	0	1	4	1			38
02	Andra Espinoza-Hunte	g	6-13	2-5	3-4	0	2	2	4	17	0	3	0	1			35
10	Jazzmun Holmes	g	3-12	0-1	2-2	0	0	0	2	8	5	1	0	0			40
04	Jordan Danberry	g	4-11	0-0	4-10	2	3	5	3	12	6	3	1	2			35
24	Jessika Carter		0-0	0-0	0-0	0	0	0	1	0	0	0	0	0			3
23	Bre'Amber Scott		0-3	0-1	0-0	0	0	0	1	0	0	0	0	0			10
25	Zion Campbell		0-0	0-0	0-0	0	0	0	0	0	0	0	0	0			1
	Team					8	3	11									
	Totals		25-65	3-9	15-27	26	25	51	16	68	12	12	6	4			200
1st - FG %: 5-14 35.7% 2nd: 8-19 42.1% 3rd: 7-14 50.0% 4th: 5-18 27.8% Game: 25-65 38.5% Deadball Rebounds 5,1																	
3FG %: 1-2 50.0% 0-3 0.0% 1-1 100.0% 1-3 33.3% 3-9 33.3%																	
FT %: 3-5 60.0% 2-3 66.7% 4-6 66.7% 6-13 46.2% 15-27 55.6%																	

#14/15 South Carolina 64 • 21-8 (13-3 SEC)

#	Player	Total			3-Ptr			Rebounds			PF	TP	A	TO	Blk	Stl	Min
		FG-FGA	FG-FGA	FT-FTA	FG-FGA	FG-FGA	FT-FTA	Off	Def	Tot							
35	JENNINGS, Alexis	f	2-9	0-0	2-2	7	2	9	2	6	0	1	4	1			30
01	CUEVAS-MOORE, Bianca	g	3-13	0-4	3-6	0	1	1	1	9	1	1	0	1			24
02	COOPER, Te'a	g	2-8	0-1	1-2	0	1	1	2	5	0	1	2	0			15
04	CLINEY, Doniyah	g	0-1	0-0	0-0	0	1	1	3	0	0	0	0	2			21
52	HARRIS, Tyasha	g	8-16	2-6	2-2	0	4	4	3	20	3	3	1	4			39
00	PERRY, Nelly		2-3	0-0	2-2	2	1	3	2	6	0	0	0	0			7
03	HENDERSON, Destanni		1-5	0-1	0-0	0	0	0	0	2	0	1	0	0			7
10	JACKSON, Bianca		1-2	1-1	0-0	0	0	0	0	3	1	0	1	1			18
21	HERBERT HARRIGAN, M.		5-11	1-2	2-2	3	8	11	1	13	0	1	4	0			29
24	GRISSETT, LeLe		0-0	0-0	0-0	0	1	1	4	0	0	0	0	0			10
	Team					5	1	6									
	Totals		24-68	4-15	12-16	17	20	37	18	64	5	8	12	9			200
1st - FG %: 7-15 46.7% 2nd: 6-14 42.9% 3rd: 4-18 22.2% 4th: 7-21 33.3% Game: 24-68 35.3% Deadball Rebounds 5,1																	
3FG %: 2-6 33.3% 1-3 33.3% 0-2 0.0% 1-4 25.0% 4-15 26.7%																	
FT %: 3-4 75.0% 7-8 87.5% 0-2 0.0% 2-2 100.0% 12-16 75.0%																	

Officials: Denise Brooks, Angelica Suffren, Brian Hall
Technical fouls: #5/5 Mississippi St-TEAM. #14/15 South Carolina-None.
Attendance: 18000

Score by periods	1st	2nd	3rd	4th	Total						
#5/5 Mississippi St	14	18	19	17	68	Points	In	Off	2nd	Fast	Bench
#14/15 South Carolina	19	20	8	17	64	MST	34	12	21	9	0
						SC	30	15	10	8	24

Last FG - MST 4th-01:19, SC 4th-00:42
Largest lead - MST by 11 4th-06:38, SC by 10 2nd-03:57
MST led for 24:22, SC led for 14:46, Game was tied for 00:52.
Score tied - 1 time.
Lead changed - 2 times.

South Carolina Game-by-Game Highs (as of Mar 03, 2019)
All games

Opponent	Date	Score	Points	Rebounds	Assists	Steals	Blocked shots
at Alabama State	11/11/18	94-38	17-COOPER, Te'a	6-HERBERT HARRI	5-HARRIS, Tyasha	3-COOPER, Te'a HARRIS, Tyasha SAXTON, Victoria PERRY, Nelly	3-HERBERT HARRI
CLEMSON	11/15/18	69-57	15-COOPER, Te'a	7-SAXTON, Victoria	6-HARRIS, Tyasha	4-HERBERT HARRI	5-SAXTON, Victoria
#9/10 MARYLAND	11/18/18	61-85	14-HERBERT HARRI	6-GRISSETT, LeLe	3-COOPER, Te'a	3-COOPER, Te'a	2-SAXTON, Victoria
vs ETSU	11/22/18	101-55	14-JACKSON, Bianca CLINEY, Doniyah	7-PERRY, Nelly CLINEY, Doniyah HERBERT HARRIG	5-HARRIS, Tyasha	6-JACKSON, Bianca	2-SAXTON, Victoria HERBERT HARRIG WILLIAMS, LaDazhi
vs #9/8 Oregon State	11/23/18	68-70	22-COOPER, Te'a	14-JENNINGS, Alexis	4-COOPER, Te'a	2-HARRIS, Tyasha COOPER, Te'a	2-GRISSETT, LeLe
vs Drake	11/24/18	85-90	31-COOPER, Te'a	7-CLINEY, Doniyah	4-JACKSON, Bianca	5-HARRIS, Tyasha	1-CLINEY, Doniyah HARRIS, Tyasha JENNINGS, Alexis
DAYTON	11/28/18	65-55	24-HARRIS, Tyasha	9-GRISSETT, LeLe	1-CLINEY, Doniyah PERRY, Nelly HARRIS, Tyasha	2-HARRIS, Tyasha	4-HERBERT HARRI
#4/5 BAYLOR	12/02/18	69-94	16-COOPER, Te'a	10-GRISSETT, LeLe	4-HARRIS, Tyasha	2-HARRIS, Tyasha	1-PERRY, Nelly CUEVAS-MOORE, GRISSETT, LeLe
APPALACHIAN STATE	12/05/18	80-50	12-CUEVAS-MOORE,	8-WILLIAMS, LaDazhi	7-HARRIS, Tyasha	1-HENDERSON, Des CUEVAS-MOORE, WILLIAMS, LaDazhi HARRIS, Tyasha JACKSON, Bianca	3-HERBERT HARRI
at Purdue	12/16/18	82-73	19-HERBERT HARRI JENNINGS, Alexis	15-HERBERT HARRI	7-HARRIS, Tyasha	5-CUEVAS-MOORE,	2-HERBERT HARRI
TEMPLE	12/21/18	88-60	16-COOPER, Te'a	8-GRISSETT, LeLe	6-HARRIS, Tyasha	1-COOPER, Te'a HENDERSON, Dest HARRIS, Tyasha CLINEY, Doniyah WILLIAMS, LaDazhi JENNINGS, Alexis SAXTON, Victoria	3-HERBERT HARRI
FURMAN	12/30/18	66-53	19-JENNINGS, Alexis	5-JENNINGS, Alexis GRISSETT, LeLe	4-HARRIS, Tyasha	2-CUEVAS-MOORE, HARRIS, Tyasha	3-SAXTON, Victoria HERBERT HARRIG
at #21/21 Texas A&M	01/03/19	60-57	24-COOPER, Te'a	16-HERBERT HARRI	6-COOPER, Te'a	1-CUEVAS-MOORE, HENDERSON, Dest	6-HERBERT HARRI
ALABAMA	01/06/19	62-59	18-HERBERT HARRI	9-HERBERT HARRI	4-COOPER, Te'a	3-COOPER, Te'a	5-HERBERT HARRI
FLORIDA	01/10/19	71-40	16-CUEVAS-MOORE,	9-GRISSETT, LeLe	8-HARRIS, Tyasha	3-HARRIS, Tyasha	1-GRISSETT, LeLe CUEVAS-MOORE, HERBERT HARRIG
at LSU	01/13/19	76-53	14-COOPER, Te'a	9-GRISSETT, LeLe	5-HARRIS, Tyasha	3-CUEVAS-MOORE,	1-PERRY, Nelly HARRIS, Tyasha HERBERT HARRIG JENNINGS, Alexis
at #7/6 Mississippi State	01/17/19	74-89	27-COOPER, Te'a	5-COOPER, Te'a	6-COOPER, Te'a	4-HARRIS, Tyasha	1-HERBERT HARRI COOPER, Te'a
#25/- MISSOURI	01/21/19	79-65	16-HERBERT HARRI HARRIS, Tyasha	7-JENNINGS, Alexis	5-HARRIS, Tyasha	2-CUEVAS-MOORE, HARRIS, Tyasha	1-SAXTON, Victoria HERBERT HARRIG
VANDERBILT	01/28/19	80-69	18-COOPER, Te'a	8-SAXTON, Victoria	6-HARRIS, Tyasha	3-HERBERT HARRI COOPER, Te'a	3-HERBERT HARRI
at #19/15 Kentucky	01/31/19	74-70	18-JENNINGS, Alexis	12-JENNINGS, Alexis	5-HARRIS, Tyasha	3-COOPER, Te'a	4-HERBERT HARRI
at Arkansas	02/03/19	87-79	19-SAXTON, Victoria HENDERSON, Dest	12-JENNINGS, Alexis	5-HARRIS, Tyasha	2-CUEVAS-MOORE, JENNINGS, Alexis	3-SAXTON, Victoria
OLE MISS	02/07/19	76-42	13-PERRY, Nelly	6-GRISSETT, LeLe JENNINGS, Alexis	9-HARRIS, Tyasha	2-HENDERSON, Des JENNINGS, Alexis SAXTON, Victoria	2-SAXTON, Victoria HERBERT HARRIG
at #4/5 UConn	02/11/19	79-97	25-CUEVAS-MOORE,	4-JENNINGS, Alexis	5-HARRIS, Tyasha	2-HARRIS, Tyasha CUEVAS-MOORE, SAXTON, Victoria	3-SAXTON, Victoria
GEORGIA	02/14/19	65-57	14-HENDERSON, De	7-HERBERT HARRI	4-HENDERSON, Des	2-HENDERSON, Des JENNINGS, Alexis	3-JENNINGS, Alexis SAXTON, Victoria
at Florida	02/17/19	96-77	22-JENNINGS, Alexis	5-PERRY, Nelly JENNINGS, Alexis	10-HARRIS, Tyasha	3-JENNINGS, Alexis	1-JENNINGS, Alexis PERRY, Nelly SAXTON, Victoria JACKSON, Bianca
#16/17 KENTUCKY	02/21/19	57-65	12-JENNINGS, Alexis HENDERSON, Dest	9-JENNINGS, Alexis	7-HARRIS, Tyasha	3-CUEVAS-MOORE,	3-JENNINGS, Alexis
at Tennessee	02/24/19	82-67	28-CUEVAS-MOORE,	7-HARRIS, Tyasha JENNINGS, Alexis	14-HARRIS, Tyasha	4-HARRIS, Tyasha CUEVAS-MOORE,	4-HERBERT HARRI
at Auburn	02/28/19	73-66	18-HERBERT HARRI	10-JENNINGS, Alexis	10-HARRIS, Tyasha	2-HERBERT HARRI	1-JENNINGS, Alexis CUEVAS-MOORE, PERRY, Nelly JACKSON, Bianca
#5/5 MISSISSIPPI ST	03/03/19	64-68	20-HARRIS, Tyasha	11-HERBERT HARRI	3-HARRIS, Tyasha	4-HARRIS, Tyasha	4-HERBERT HARRI JENNINGS, Alexis

THE STAT CREW SYSTEM
South Carolina Points-Rebounds-Assists (as of Mar 03, 2019)
All games

				00	01	02	03	04	05	10
Opponent	Date	Score		PERRY,NELL	CUEVAS-MOO	COOPER,TE'	HENDERSON,	CLINEY,DON	SAXTON,VIC	JACKSON,BI
at Alabama State	11/11/18	94-38	W	4-2-2	DNP	17-3-3	13-1-1	8-4-2	9-2-0	13-3-3
CLEMSON	11/15/18	69-57	W	4-4-1	DNP	15-2-2	0-0-1	0-3-2	6-7-0	9-3-2
#9/10 MARYLAND	11/18/18	61-85	L	0-2-1	DNP	11-0-3	2-0-1	4-0-1	3-4-0	2-1-0
vs ETSU	11/22/18	101-55	W	10-7-3	9-2-1	5-0-4	5-0-0	14-7-2	4-1-0	14-2-1
vs #9/8 Oregon State	11/23/18	68-70	L	5-1-1	0-0-0	22-4-4	5-1-0	9-5-0	DNP	3-1-0
vs Drake	11/24/18	85-90	L	3-4-2	3-0-0	31-5-3	0-0-1	8-7-1	2-0-0	0-2-4
DAYTON	11/28/18	65-55	W	10-3-1	0-0-0	0-1-0	1-0-0	2-5-1	0-1-0	2-2-0
#4/5 BAYLOR	12/02/18	69-94	L	5-4-1	5-1-0	16-1-2	4-1-1	0-1-1	0-2-0	0-1-0
APPALACHIAN STATE	12/05/18	80-50	W	2-3-0	12-1-0	9-3-2	4-1-2	9-6-2	2-1-0	3-2-4
at Purdue	12/16/18	82-73	W	5-1-0	2-0-0	2-1-3	0-0-0	5-0-0	DNP	14-3-1
TEMPLE	12/21/18	88-60	W	7-3-5	5-0-0	16-4-4	6-2-3	11-4-0	9-3-0	6-2-0
FURMAN	12/30/18	66-53	W	0-1-1	4-3-0	4-1-2	10-3-3	1-2-1	4-3-0	6-4-0
at #21/21 Texas A&M	01/03/19	60-57	W	0-0-0	6-0-0	24-7-6	5-2-1	0-0-0	0-2-0	0-2-0
ALABAMA	01/06/19	62-59	W	2-1-0	9-1-3	5-2-4	11-1-1	0-0-2	5-2-0	0-1-0
FLORIDA	01/10/19	71-40	W	4-1-2	16-2-1	2-4-2	3-1-0	0-3-0	0-2-0	0-1-1
at LSU	01/13/19	76-53	W	5-2-1	9-1-1	14-2-2	2-1-1	0-1-0	5-4-0	10-4-1
at #7/6 Mississippi Sta	01/17/19	74-89	L	DNP	2-0-0	27-5-6	DNP	0-2-0	DNP	8-4-0
#25/- MISSOURI	01/21/19	79-65	W	1-1-0	14-2-1	7-0-0	4-0-0	2-3-0	0-2-0	0-1-1
VANDERBILT	01/28/19	80-69	W	2-2-0	9-0-2	18-2-2	2-1-0	1-1-0	4-8-1	DNP
at #19/15 Kentucky	01/31/19	74-70	W	DNP	13-5-1	17-3-2	DNP	3-3-4	2-2-1	2-0-0
at Arkansas	02/03/19	87-79	W	1-1-0	14-3-0	7-4-0	19-4-2	1-9-3	19-9-1	0-1-1
OLE MISS	02/07/19	76-42	W	13-3-2	0-0-0	11-4-1	12-5-5	0-2-1	12-3-0	0-1-0
at #4/5 UConn	02/11/19	79-97	L	0-1-0	25-0-4	20-2-4	2-0-1	DNP	1-2-0	3-0-0
GEORGIA	02/14/19	65-57	W	2-0-2	0-1-0	3-2-0	14-3-4	12-3-0	8-6-1	3-0-1
at Florida	02/17/19	96-77	W	7-5-1	19-1-1	DNP	18-4-4	3-4-1	6-2-0	0-0-0
#16/17 KENTUCKY	02/21/19	57-65	L	0-1-0	10-2-0	2-0-1	12-6-3	0-0-0	7-6-0	2-0-0
at Tennessee	02/24/19	82-67	W	DNP	28-2-1	DNP	0-0-0	16-6-1	0-0-0	4-4-0
at Auburn	02/28/19	73-66	W	2-2-0	8-1-0	DNP	1-1-0	11-8-2	0-0-0	4-6-0
#5/5 MISSISSIPPI ST	03/03/19	64-68	L	6-3-0	9-1-1	5-1-0	2-0-0	0-1-0	DNP	3-0-1

				21	23	24	32	35	52
Opponent	Date	Score		HERBERT HA	WILLIAMS,L	GRISSETT,L	WESOLEK,EL	JENNINGS,A	HARRIS,TYA
at Alabama State	11/11/18	94-38	W	11-6-2	4-1-0	4-2-3	5-2-0	DNP	6-4-5
CLEMSON	11/15/18	69-57	W	7-5-0	0-1-0	8-3-0	1-2-0	8-5-1	11-6-6
#9/10 MARYLAND	11/18/18	61-85	L	14-2-1	6-3-0	6-6-0	DNP	9-4-2	4-4-1
vs ETSU	11/22/18	101-55	W	6-7-0	1-3-0	6-4-2	10-2-1	4-2-0	13-1-5
vs #9/8 Oregon State	11/23/18	68-70	L	4-3-0	DNP	4-3-0	DNP	12-14-1	4-1-1
vs Drake	11/24/18	85-90	L	2-0-0	0-1-0	8-4-0	0-0-0	10-6-0	18-2-3
DAYTON	11/28/18	65-55	W	9-6-0	DNP	8-9-0	DNP	9-3-0	24-3-1
#4/5 BAYLOR	12/02/18	69-94	L	4-0-1	3-1-0	11-10-1	0-0-0	11-9-0	10-4-4
APPALACHIAN STATE	12/05/18	80-50	W	8-2-0	2-8-1	9-7-1	2-1-0	10-3-1	8-5-7
at Purdue	12/16/18	82-73	W	19-15-4	DNP	2-4-0	DNP	19-7-1	14-4-7
TEMPLE	12/21/18	88-60	W	7-7-0	0-5-0	4-8-0	3-1-0	2-1-0	12-4-6
FURMAN	12/30/18	66-53	W	8-3-0	DNP	5-5-0	DNP	19-5-2	5-2-4
at #21/21 Texas A&M	01/03/19	60-57	W	11-16-1	4-2-0	0-3-0	DNP	6-8-0	4-4-3
ALABAMA	01/06/19	62-59	W	18-9-0	0-0-0	2-3-0	DNP	6-3-0	4-8-3
FLORIDA	01/10/19	71-40	W	11-1-0	5-5-0	7-9-0	DNP	13-8-0	10-2-8
at LSU	01/13/19	76-53	W	10-3-2	0-0-0	5-9-0	DNP	10-7-2	6-1-5
at #7/6 Mississippi Sta	01/17/19	74-89	L	12-3-1	DNP	4-4-0	DNP	4-2-0	17-1-4
#25/- MISSOURI	01/21/19	79-65	W	16-6-0	0-0-0	5-5-1	DNP	14-7-0	16-5-5
VANDERBILT	01/28/19	80-69	W	15-5-0	0-2-0	0-3-0	0-1-0	15-2-0	14-7-6
at #19/15 Kentucky	01/31/19	74-70	W	11-5-0	DNP	0-0-0	DNP	18-12-0	8-5-5
at Arkansas	02/03/19	87-79	W	1-3-0	DNP	0-1-0	DNP	10-12-0	15-4-5
OLE MISS	02/07/19	76-42	W	7-5-1	0-1-0	4-6-0	2-1-0	12-6-0	3-1-9
at #4/5 UConn	02/11/19	79-97	L	11-3-0	DNP	0-3-0	DNP	6-4-1	11-2-5
GEORGIA	02/14/19	65-57	W	4-7-0	2-4-0	0-1-0	DNP	11-4-0	6-3-2
at Florida	02/17/19	96-77	W	9-2-0	1-1-0	0-2-0	0-0-0	22-5-0	11-4-10
#16/17 KENTUCKY	02/21/19	57-65	L	2-3-1	DNP	0-0-0	DNP	12-9-0	10-4-7
at Tennessee	02/24/19	82-67	W	8-5-0	DNP	DNP	DNP	15-7-1	11-7-14
at Auburn	02/28/19	73-66	W	18-5-1	DNP	0-1-0	DNP	15-10-0	14-5-10
#5/5 MISSISSIPPI ST	03/03/19	64-68	L	13-11-0	DNP	0-1-0	DNP	6-9-0	20-4-3

THE STAT CREW SYSTEM
South Carolina Team Game-by-Game Comparison (as of Mar 03, 2019)
All games

Opponent	1st	2nd	Score	Mar	Total FG	FG Pct	3-Pointers	3FG Pct	Free Throws	FT Pct	Rebounds	Assist	T/Over	Block	Steal	Fouls
Alabama State	60/20	34/18	94-38	+56	31-68/12-45	.456/.267	10-25/2-12	.400/.167	22-31/12-20	.710/.600	40/34	21/8	12/33	7/3	22/4	21/23
CLEMSON	41/25	28/32	69-57	+12	21-58/24-73	.362/.329	4-18/1-5	.222/.200	23-32/8-11	.719/.727	46/42	15/6	27/28	16/4	13/15	20/33
#9/10 MARYLAND	26/45	35/40	61-85	(24)	26-73/33-69	.356/.478	1-21/7-20	.048/.350	8-14/12-15	.571/.800	29/53	10/20	10/20	5/6	9/3	13/20
ETSU	55/29	46/26	101-55	+46	31-55/14-61	.564/.230	11-16/1-11	.688/.091	28-35/26-34	.800/.765	39/39	19/4	16/22	10/3	17/8	27/27
#9/8 Oregon State	29/37	39/33	68-70	(2)	25-73/21-57	.342/.474	5-15/9-20	.333/.450	13-22/7-7	.591/1.000	41/36	7/17	6/14	5/7	9/1	14/16
Drake	36/42	43/37	85-90	(5)	31-70/32-58	.443/.552	8-30/6-15	.267/.400	15-17/20-30	.882/.667	31/31	14/24	12/16	3/1	9/3	23/15
DAYTON	30/30	35/25	65-55	+10	23-57/20-57	.404/.351	3-12/8-17	.250/.471	16-26/7-8	.615/.875	41/30	3/9	8/12	7/0	7/4	11/23
#4/5 BAYLOR	35/57	34/37	69-94	(25)	23-66/39-71	.348/.549	4-16/5-8	.250/.625	19-30/11-15	.633/.733	39/42	11/23	16/14	3/6	4/8	18/22
APPALACHIAN STATE	53/27	27/23	80-50	+30	32-59/16-56	.542/.286	14-28/6-23	.500/.261	2-8/12-23	.250/.522	47/27	20/9	16/10	9/0	5/6	19/16
Purdue	28/23	27/32	82-73	+9	28-68/22-53	.412/.415	3-16/6-13	.188/.462	23-27/23-29	.852/.793	39/38	16/12	16/23	4/4	13/5	25/25
TEMPLE	44/35	44/25	88-60	+28	31-65/23-69	.477/.333	15-31/5-21	.484/.238	11-12/9-12	.917/.750	49/31	18/5	15/8	6/2	7/10	12/11
FURMAN	31/27	35/26	66-53	+13	25-53/22-61	.472/.361	4-15/2-12	.267/.167	12-17/7-12	.706/.583	33/37	13/10	18/21	11/3	6/13	11/14
#21/21 Texas A&M	28/37	32/20	60-57	+3	24-67/17-65	.358/.262	2-18/2-11	.111/.182	10-12/21-27	.833/.778	49/45	11/7	16/13	10/3	2/8	22/17
ALABAMA	33/23	29/36	62-59	+3	24-62/21-60	.387/.350	1-12/5-18	.083/.278	13-15/12-15	.867/.800	38/36	13/8	15/17	10/5	11/10	11/14
FLORIDA	37/23	34/17	71-40	+31	30-64/15-59	.469/.254	8-20/5-25	.400/.200	3-7/5-9	.429/.556	45/31	14/10	13/15	3/1	9/5	13/11
LSU	45/23	31/30	76-53	+23	27-54/22-58	.500/.379	7-19/2-4	.368/.500	15-20/7-14	.750/.500	40/28	15/9	14/13	4/1	7/8	16/15
#7/6 Mississippi State	43/48	31/41	74-89	(15)	27-61/33-69	.443/.478	10-25/3-11	.400/.273	10-13/20-21	.769/.952	24/49	11/13	11/12	2/3	7/5	18/14
#25/- MISSOURI	44/30	35/35	79-65	+14	28-62/22-49	.452/.449	6-14/8-21	.429/.381	17-20/13-18	.850/.722	35/29	8/10	10/16	2/2	7/7	22/23
VANDERBILT	38/40	42/29	80-69	+11	34-68/29-65	.500/.446	3-11/6-11	.273/.545	9-12/5-5	.750/1.000	36/34	11/9	14/19	5/1	12/6	9/13
#19/15 Kentucky	31/28	43/42	74-70	+4	28-63/28-72	.444/.389	3-7/7-27	.429/.259	15-25/7-10	.600/.700	43/42	13/13	13/11	4/6	8/2	15/20
Arkansas	33/39	54/40	87-79	+8	32-80/29-74	.400/.392	5-20/7-25	.250/.280	18-24/14-19	.750/.737	54/42	12/9	11/9	6/6	5/7	16/20
OLE MISS	36/27	40/15	76-42	+34	27-62/16-51	.435/.314	8-19/3-15	.421/.200	14-21/7-10	.667/.700	40/32	19/6	13/23	6/5	10/6	17/21
#4/5 UConn	43/44	36/53	79-97	(18)	30-66/37-65	.455/.569	9-22/6-18	.409/.333	10-12/17-19	.833/.895	27/39	15/19	11/12	5/4	7/6	17/14
GEORGIA	29/25	36/32	65-57	+8	21-51/23-59	.412/.390	2-9/2-10	.222/.200	21-26/9-11	.808/.818	40/26	10/7	20/13	7/4	6/10	14/21
Florida	48/40	48/37	96-77	+19	36-61/30-70	.590/.429	9-19/5-31	.474/.161	15-28/12-16	.536/.750	36/39	17/10	10/15	4/0	6/6	16/19
#16/17 KENTUCKY	24/30	33/35	57-65	(8)	18-52/23-57	.346/.404	5-20/6-12	.250/.500	16-22/13-14	.727/.929	34/34	12/12	21/16	7/2	7/14	17/20
Tennessee	43/27	39/40	82-67	+15	32-70/29-68	.457/.426	6-18/1-3	.333/.333	12-16/8-9	.750/.889	35/44	17/8	6/16	8/1	10/4	7/16
Auburn	33/24	40/42	73-66	+7	23-53/22-64	.434/.344	3-11/4-16	.273/.250	24-30/18-25	.800/.720	44/28	13/11	19/10	4/0	4/9	20/27
#5/5 MISSISSIPPI ST	39/32	25/36	64-68	(4)	24-68/25-65	.353/.385	4-15/3-9	.267/.333	12-16/15-27	.750/.556	37/51	5/12	8/12	12/6	9/4	18/16

Note: Game totals are displayed in the format TEAM/OPPONENT for each category

THE STAT CREW SYSTEM
South Carolina Combined Team Statistics (as of Mar 03, 2019)
Conference games only

RECORD:	OVERALL	HOME	AWAY	NEUTRAL
ALL GAMES	13-3	6-2	7-1	0-0
CONFERENCE	13-3	6-2	7-1	0-0
NON-CONFERENCE	0-0	0-0	0-0	0-0

##	Player	gp-gs	min	avg	Total	fg%	3-Point	3fg%	F-Throw	ft%	Rebounds				pf	dq	a	to	blk	stl	pts	avg
					fg-fga		3fg-fga		ft-fa		off	def	tot	avg								
35	JENNINGS, Alexis	16-16	441	27.6	78-142	.549	1-3	.333	32-39	.821	39	72	111	6.9	31	1	3	25	20	20	189	11.8
02	COOPER, Te'a	13-13	289	22.2	50-129	.388	5-33	.152	37-48	.771	10	26	36	2.8	22	0	26	33	3	15	142	10.9
52	HARRIS, Tyasha	16-15	527	32.9	59-149	.396	20-65	.308	31-39	.795	6	59	65	4.1	27	0	99	30	5	23	169	10.6
01	CUEVAS-MOORE, Bia	16-14	368	23.0	55-143	.385	21-59	.356	35-48	.729	6	16	22	1.4	22	0	12	26	2	22	166	10.4
21	HERBERT HARRIGAN	16-11	388	24.3	68-144	.472	5-12	.417	25-33	.758	24	65	89	5.6	44	2	7	25	34	9	166	10.4
03	HENDERSON, Destan	14-3	241	17.2	37-83	.446	16-38	.421	15-20	.750	6	23	29	2.1	12	0	21	19	1	7	105	7.5
05	SAXTON, Victaria	14-1	146	10.4	23-37	.622	0-0	.000	22-36	.611	27	21	48	3.4	16	0	4	5	14	7	68	4.9
00	PERRY, Nelly	13-1	155	11.9	18-53	.340	3-16	.188	6-10	.600	8	14	22	1.7	15	0	8	4	4	5	45	3.5
04	CLINEY, Doniyah	16-5	246	15.4	17-39	.436	4-9	.444	11-15	.733	14	32	46	2.9	19	1	14	17	1	6	49	3.1
10	JACKSON, Bianca	15-1	219	14.6	13-44	.295	7-22	.318	3-4	.750	8	17	25	1.7	7	0	6	6	3	2	36	2.4
24	GRISSETT, LeLe	15-0	124	8.3	11-18	.611	0-0	.000	5-10	.500	22	26	48	3.2	29	1	1	17	4	3	27	1.8
23	WILLIAMS, LaDazhia	9-0	49	5.4	5-14	.357	0-0	.000	2-5	.400	4	11	15	1.7	6	0	0	2	2	1	12	1.3
32	WESOLEK, Elysa	3-0	7	2.3	1-3	.333	0-0	.000	0-0	.000	1	1	2	0.7	1	0	0	0	1	0	2	0.7
Team											36	36	72					5				
Total.....		16	3200		435-998	.436	82-257	.319	224-307	.730	211	419	630	39.4	251	5	201	214	94	120	1176	73.5
Opponents.....		16	3200		384-1005	.382	69-249	.277	186-250	.744	218	372	590	36.9	287	6	154	230	46	111	1023	63.9

TEAM STATISTICS	SC	OPP
SCORING	1176	1023
Points per game	73.5	63.9
Scoring margin	+9.6	-
FIELD GOALS-ATT	435-998	384-1005
Field goal pct	.436	.382
3 POINT FG-ATT	82-257	69-249
3-point FG pct	.319	.277
3-pt FG made per game	5.1	4.3
FREE THROWS-ATT	224-307	186-250
Free throw pct	.730	.744
F-Throws made per game	14.0	11.6
REBOUNDS	630	590
Rebounds per game	39.4	36.9
Rebounding margin	+2.5	-
ASSISTS	201	154
Assists per game	12.6	9.6
TURNOVERS	214	230
Turnovers per game	13.4	14.4
Turnover margin	+1.0	-
Assist/turnover ratio	0.9	0.7
STEALS	120	111
Steals per game	7.5	6.9
BLOCKS	94	46
Blocks per game	5.9	2.9
ATTENDANCE	96508	37470
Home games-Avg/Game	8-12064	8-4684
Neutral site-Avg/Game	-	0-0

Date	Opponent		Score	Att.
* 01/03/19	at #21/21 Texas A&M	w	60-57	4010
* 01/06/19	ALABAMA	w	62-59	11392
* 01/10/19	FLORIDA	w	71-40	10353
* 01/13/19	at LSU	w	76-53	2997
* 01/17/19	at #7/6 Mississippi State	L	74-89	10006
* 01/21/19	#25/- MISSOURI	w	79-65	12004
* 01/28/19	VANDERBILT	w	80-69	11166
* 01/31/19	at #19/15 Kentucky	w	74-70	4247
* 02/03/19	at Arkansas	w	87-79	1637
* 02/07/19	OLE MISS	w	76-42	10662
* 02/14/19	GEORGIA	w	65-57	11044
* 02/17/19	at Florida	w	96-77	3213
* 02/21/19	#16/17 KENTUCKY	L	57-65	11887
* 02/24/19	at Tennessee	w	82-67	9448
* 02/28/19	at Auburn	w	73-66	1912
* 03/03/19	#5/5 MISSISSIPPI ST	L	64-68	18000

* = Conference game

@ = Vancouver Showcase (Vancouver, B.C.)

^ = SEC/Big 12 Challenge

Score by Periods	1st	2nd	3rd	4th	Totals
South Carolina	311	273	303	289	1176
Opponents	239	257	251	276	1023

THE STAT CREW SYSTEM
South Carolina Combined Team Statistics (as of Mar 03, 2019)
All games

RECORD:	OVERALL	HOME	AWAY	NEUTRAL
ALL GAMES	21-8	11-4	9-2	1-2
CONFERENCE	13-3	6-2	7-1	0-0
NON-CONFERENCE	8-5	5-2	2-1	1-2

##	Player	gp-gs	min	avg	Total		3-Point		F-Throw		Rebounds										pts	avg
					fg-fga	fg%	3fg-fga	3fg%	ft-fita	ft%	off	def	tot	avg	pf	dq	a	to	blk	stl		
02	COOPER, Te'a	26-25	586	22.5	109-263	.414	23-85	.271	69-88	.784	19	44	63	2.4	50	2	62	58	8	31	310	11.9
35	JENNINGS, Alexis	28-27	697	24.9	128-230	.557	1-4	.250	51-71	.718	62	112	174	6.2	48	1	12	47	30	27	308	11.0
52	HARRIS, Tyasha	29-28	905	31.2	105-267	.393	34-109	.312	65-78	.833	13	94	107	3.7	55	0	154	53	10	49	309	10.7
21	HERBERT HARRIGAN	29-21	656	22.6	110-244	.451	8-21	.381	48-60	.800	40	108	148	5.1	61	2	15	40	59	18	276	9.5
01	CUEVAS-MOORE, Bia	26-15	518	19.9	76-207	.367	33-97	.340	46-62	.742	7	22	29	1.1	32	0	17	31	4	36	231	8.9
03	HENDERSON, Destan	27-6	421	15.6	53-139	.381	28-67	.418	23-32	.719	10	28	38	1.4	29	0	35	37	2	14	157	5.8
05	SAXTON, Victaria	25-1	268	10.7	37-64	.578	0-0	.000	34-60	.567	45	29	74	3.0	35	0	4	15	32	14	108	4.3
04	CLINEY, Doniyah	28-14	478	17.1	41-87	.471	11-26	.423	27-35	.771	29	61	90	3.2	34	1	27	30	4	14	120	4.3
10	JACKSON, Bianca	28-4	491	17.5	38-110	.345	20-61	.328	15-21	.714	15	36	51	1.8	30	0	21	27	5	15	111	4.0
00	PERRY, Nelly	26-2	348	13.4	37-101	.366	12-42	.286	14-25	.560	15	43	58	2.2	29	0	26	9	9	12	100	3.8
24	GRISSETT, LeLe	28-2	340	12.1	39-67	.582	0-0	.000	24-42	.571	54	62	116	4.1	53	1	8	32	14	11	102	3.6
32	WESOLEK, Elysa	10-0	48	4.8	7-18	.389	3-10	.300	6-7	.857	8	2	10	1.0	12	0	1	4	1	1	23	2.3
23	WILLIAMS, LaDazhia	17-0	119	7.0	12-32	.375	0-0	.000	4-9	.444	17	21	38	2.2	14	0	1	9	7	6	28	1.6
Team											66	69	135				5					
Total.....		29	5875		792-1829	.433	173-522	.331	426-590	.722	400	731	1131	39.0	482	7	383	397	185	248	2183	75.3
Opponents.....		29	5875		705-1800	.392	133-444	.300	357-485	.736	393	676	1069	36.9	546	12	320	463	89	197	1900	65.5

TEAM STATISTICS	SC	OPP
SCORING	2183	1900
Points per game	75.3	65.5
Scoring margin	+9.8	-
FIELD GOALS-ATT	792-1829	705-1800
Field goal pct	.433	.392
3 POINT FG-ATT	173-522	133-444
3-point FG pct	.331	.300
3-pt FG made per game	6.0	4.6
FREE THROWS-ATT	426-590	357-485
Free throw pct	.722	.736
F-Throws made per game	14.7	12.3
REBOUNDS	1131	1069
Rebounds per game	39.0	36.9
Rebounding margin	+2.1	-
ASSISTS	383	320
Assists per game	13.2	11.0
TURNOVERS	397	463
Turnovers per game	13.7	16.0
Turnover margin	+2.3	-
Assist/turnover ratio	1.0	0.7
STEALS	248	197
Steals per game	8.6	6.8
BLOCKS	185	89
Blocks per game	6.4	3.1
ATTENDANCE	173124	65730
Home games-Avg/Game	15-11542	11-5675
Neutral site-Avg/Game	-	3-1102

Score by Periods	1st	2nd	3rd	4th	OT	OT2	Totals
South Carolina	565	530	529	526	18	15	2183
Opponents	461	476	448	486	23	6	1900

Date	Opponent	Score	Att.
11/11/18	at Alabama State	W 94-38	3128
11/15/18	CLEMSON	W 69-57	11539
11/18/18	#9/10 MARYLAND	L 61-85	11240
@ 11/22/18	vs ETSU	W 101-55	284
@ 11/23/18	vs #9/8 Oregon State	L 68-70	1156
@ 11/24/18	vs Drake	Lot 85-90	1866
11/28/18	DAYTON	W 65-55	10423
^ 12/02/18	#4/5 BAYLOR	L 69-94	10531
12/05/18	APPALACHIAN STATE	W 80-50	10380
12/16/18	at Purdue	Wo2 82-73	10086
12/21/18	TEMPLE	W 88-60	11297
12/30/18	FURMAN	W 66-53	11206
* 01/03/19	at #21/21 Texas A&M	W 60-57	4010
* 01/06/19	ALABAMA	W 62-59	11392
* 01/10/19	FLORIDA	W 71-40	10353
* 01/13/19	at LSU	W 76-53	2997
* 01/17/19	at #7/6 Mississippi State	L 74-89	10006
* 01/21/19	#25/- MISSOURI	W 79-65	12004
* 01/28/19	VANDERBILT	W 80-69	11166
* 01/31/19	at #19/15 Kentucky	W 74-70	4247
* 02/03/19	at Arkansas	W 87-79	1637
* 02/07/19	OLE MISS	W 76-42	10662
02/11/19	at #4/5 UConn	L 79-97	11740
* 02/14/19	GEORGIA	W 65-57	11044
* 02/17/19	at Florida	W 96-77	3213
* 02/21/19	#16/17 KENTUCKY	L 57-65	11887
* 02/24/19	at Tennessee	W 82-67	9448
* 02/28/19	at Auburn	W 73-66	1912
* 03/03/19	#5/5 MISSISSIPPI ST	L 64-68	18000

* = Conference game

@ = Vancouver Showcase (Vancouver, B.C.)

^ = SEC/Big 12 Challenge