




**2017-18 TEAM RESULTS**

| Date        | Tournament                         | Team Score            | Finish   | Low Individual   | Score                      | Low Individual Finish |
|-------------|------------------------------------|-----------------------|----------|------------------|----------------------------|-----------------------|
| Sept. 15-17 | Mason Rudolph Championship         | 289-284-280=853 (-11) | 6th/15   | Anita Uwadia     | 71-70-72=213 (-3)          | T-22nd                |
| Oct. 1-3    | ANNIKA Intercollegiate             | 291-288-296=875 (+11) | 6th/12   | Lois Kaye Go     | 71-72-73=216 (E)           | T-14th                |
| Oct. 13-15  | Ruth's Chris Tar Heel Invitational | 284-281-281=846 (-18) | 3rd/18   | Ainhua Olarra    | 70-67-68=205 (-11)         | 2nd                   |
| Oct. 27-28  | The Landfall Tradition             | 285-292=577 (+1)      | 4th/18   | Ainhua Olarra    | 70-70=140 (-4)             | T-5th                 |
| Feb. 9-10   | Florida State Match-Up             | 273-288-287=848 (-16) | 1st/12   | Ainhua Olarra    | 66-69-71=206 (-10)         | 1st                   |
| March 2-4   | Darius Rucker Intercollegiate      | 298-300-301=899 (+47) | 9th/18   | Marion Veysseyre | 71-76-75=222 (+9)          | T-22nd                |
| March 18-20 | Evans Derby Experience             | 286-290-290=866 (+2)  | T-6th/12 | Ainhua Olarra    | 67-71-71=209 (-7)          | T-3rd                 |
| Apr. 6-7    | Bryan National Collegiate          | 296-298-304=898 (+34) | 5th/17   | Lois Kaye Go     | 71-73-75=219 (+3)          | T-3rd                 |
| Apr. 18-20  | SEC Championship (Stroke Play)     | 291-291-285=867 (+3)  | 1st/14   | Ainhua Olarra    | 70-69-70=209 (-7)          | T-1st                 |
| Apr. 21     | SEC Match Play Quarterfinals       | W, 3-0 vs. Missouri   | --       | --               | --                         | --                    |
| Apr. 21     | SEC Match Play Semifinals          | W, 3-1 vs. Georgia    | --       | --               | --                         | --                    |
| Apr. 22     | SEC Match Play Finals              | L, 3-2 vs. Arkansas   | --       | --               | --                         | --                    |
| May 7-9     | NCAA San Francisco Regional        | 296-289-288=873 (+9)  | 10th/18  | Olarra/Go        | 73-73-72/74-73-71=218 (+2) | T-27th                |

**2016-17 INDIVIDUAL STATISTICS**

| Name             | Tourn.    | Rounds    | Low 54     | Low 18     | Par/Better | Top 5    | Top 10    | Top 20    | Strokes      | Avg.          |
|------------------|-----------|-----------|------------|------------|------------|----------|-----------|-----------|--------------|---------------|
| Gaby Amos        | 3         | 9         | 225        | 73         | --         | --       | --        | --        | 691          | 76.78         |
| Lois Kaye Go     | 10        | 29        | 210        | 66         | 16         | 1        | 3         | 6         | 2,101        | 72.45         |
| Isidora Nilsson  | 1         | 3         | 219        | 72         | 1          | --       | --        | --        | 219          | 73.00         |
| Ainhua Olarra    | 9         | 26        | 205        | 66         | 18         | 5        | 5         | 6         | 1,846        | 71.00         |
| Ana Pelaez       | 10        | 29        | 214        | 69         | 7          | --       | --        | 1         | 2,148        | 74.07         |
| Anita Uwadia     | 10        | 29        | 213        | 70         | 10         | --       | --        | 3         | 2,153        | 74.24         |
| Marion Veysseyre | 10        | 29        | 214        | 70         | 10         | --       | --        | 1         | 2,143        | 73.90         |
| <b>TEAM</b>      | <b>10</b> | <b>29</b> | <b>846</b> | <b>273</b> | <b>13</b>  | <b>5</b> | <b>10</b> | <b>10</b> | <b>8,402</b> | <b>289.72</b> |



*Ainhua Olarra captured the individual title at the 2018 SEC Championship to help Carolina finish first in the stroke-play portion of the event.*



**Mason Rudolph Championship**  
**Vanderbilt Legends Club - North Course**  
**Sept. 15-17 • Nashville, Tenn.**  
**Par 72 • 6,451 Yards**  
**6th of 15**

**TEAM SCORES**

|                          |                        |              |
|--------------------------|------------------------|--------------|
| 1. Arkansas              | 273-277-273=823        | (-41)        |
| 2. Alabama               | 284-272-273=829        | (-35)        |
| 3. Arizona State         | 277-276-286=839        | (-25)        |
| 4. Vanderbilt            | 275-283-284=842        | (-22)        |
| 5. Northwestern          | 285-280-282=847        | (-17)        |
| <b>6. South Carolina</b> | <b>289-284-280=853</b> | <b>(-11)</b> |
| 7. Auburn                | 285-284-288=857        | (-7)         |
| 8. Virginia              | 290-289-282=861        | (-3)         |
| 9. Clemson               | 296-281-290=867        | (+3)         |
| 10. Houston              | 288-296-287=871        | (+7)         |
| 11. North Carolina       | 294-288-291=873        | (+9)         |
| 12. Chattanooga          | 292-293-297=882        | (+18)        |
| 13. UCF                  | 300-291-298=889        | (+25)        |
| 14. Middle Tennessee     | 294-302-294=890        | (+26)        |
| 15. Charlotte            | 300-300-299=899        | (+35)        |

**GAMECOCKS**

|                       |              |    |
|-----------------------|--------------|----|
| T22. Anita Uwadia     | 71-70-72=213 | -3 |
| T30. Ainhoa Olarra    | 72-76-66=214 | -2 |
| T30. Ana Pelaez       | 74-71-69=214 | -2 |
| T35. Lois Kaye Go     | 73-70-73=216 | E  |
| T44. Marion Veysseyre | 73-73-73=219 | +3 |

**NASHVILLE, Tenn.** - No. 13 South Carolina women's golf placed sixth at the Mason Rudolph Championship after firing a final-round 280 (-8) Sunday at the Vanderbilt Legends Club. Senior Ainhoa Olarra (T30, -2) posted a career-best 66 (-6) in the third round for the Gamecocks, who totaled an 853 (-11) for the tournament.

Olarra, one of three Carolina golfers to shoot par or better Sunday, carded seven birdies and an eagle on the par-4 10th en route to her lowest career 18-hole mark. A strong back nine sparked her performance, as the San Sebastian, Spain, native notched an eagle on No. 10 before recording back-to-back birdies on Nos. 12 and 13. Olarra added three-straight birdies on Nos. 15, 16, and 17 and ended her day with a par on No. 18.

Gamecock sophomore Anita Uwadia (T22, -3) earned a top-25 finish after shooting a 72 (E) on day three. She was steady in the final round, racking up 14 pars to go with birdies on the par-3 fifth and par-5 18th. Uwadia's 10 birdies for the tournament were tied with Olarra for the team lead.

Ana Pelaez, who tied for 30th at 2-under 214, also sported a solid showing on the way to a final-round 69 (-3). Birdies on Nos. 2, 8 and 9 gave her a front-nine 33 (-3), and the Malaga, Spain, native closed her weekend with a par on each of her final nine holes. Pelaez's showing marked her second-straight round of under par.

Fellow sophomore Lois Kaye Go (T35, E) and junior Marion Veysseyre (T44, +3) both shot a 1-over 73 Sunday. Go was even through her final nine holes in a stretch highlighted by birdies on Nos. 14 and 18, while Veysseyre closed her day with eight-straight pars.

Eighth-ranked Arkansas won the Mason Rudolph Championship with a three-day total of 823 (-41), while No. 3 Alabama (2nd, -35) and No. 4 Arizona State (3rd, -25) rounded out the top three. Maria Fassi of the Razorbacks and Lauren Stephenson of the Crimson Tide share medalist honors after totaling a 200 (-16).

**ANNIKA Intercollegiate**  
**Olympic Hills Golf Club**  
**Oct. 1-3 • Eden Prairie, Minn.**  
**Par 72 • 6,224 Yards**  
**6th of 12**

**TEAM SCORES**

|                          |                        |              |
|--------------------------|------------------------|--------------|
| 1. Arkansas              | 288-282-278=848        | (-16)        |
| 2. UCLA                  | 295-280-285=860        | (-4)         |
| 3. Stanford              | 294-280-296=870        | (+6)         |
| T4. Texas                | 300-274-299=873        | (+9)         |
| T4. Furman               | 300-277-296=873        | (+9)         |
| <b>6. South Carolina</b> | <b>291-288-296=875</b> | <b>(+11)</b> |
| 7. Southern Cal          | 299-294-292=885        | (+21)        |
| T8. Baylor               | 302-290-297=889        | (+25)        |
| T8. Miami                | 308-284-297=889        | (+25)        |
| 10. Florida State        | 301-295-298=894        | (+30)        |
| 11. Georgia              | 305-295-300=900        | (+36)        |
| 12. Minnesota            | 307-309-319=935        | (+71)        |

**GAMECOCKS**

|                       |              |     |
|-----------------------|--------------|-----|
| T14. Lois Kaye Go     | 71-72-73=216 | E   |
| T18. Anita Uwadia     | 71-74-73=218 | +2  |
| T22. Ainhoa Olarra    | 74-70-76=220 | +4  |
| T30. Ana Pelaez       | 76-73-74=223 | +7  |
| T39. Marion Veysseyre | 75-73-79=227 | +11 |

**EDEN PRAIRIE, Minn.** - South Carolina sophomore golfers Lois Kaye Go and Anita Uwadia both earned top-20 finishes at the 2017 ANNIKA Intercollegiate Tuesday at Olympic Hills. The No. 11 Gamecocks posted a final-round 296 (+8) and finished sixth at the 54-hole event with a three-day total of 875 (+11).

Go, who shot par or better in each of the first two rounds, carded a 1-over 73 in the final day of action to finish in a tie for 14th (216, E). The Cebu City, Philippines, native made the turn at 1-under 35 following a birdie on the par-5 sixth, and she added another on No. 13. She totaled 13 pars on her round and finished the week with seven birdies.

Uwadia placed in a tie for 18th (218, +2) after firing a 73 (+1) Tuesday. She recorded a 1-under 35 on her back nine in a stretch highlighted by birdies on Nos. 14 and 18. Both birdies came on par-5 holes for Uwadia, who shot par or better on 14 of her final 15 holes.

Gamecock senior Ainhoa Olarra finished just outside the top-20, placing in a tie for 22nd with a three-round total of 220 (+4). The San Sebastian, Spain, native shot a final-round 76 (+4) and notched her lone birdie of the day on the par-5 14th.

Ana Pelaez (T30, +7) saw an up-and-down final day after tallying four birdies and four bogeys. The sophomore, who carded a 74 (+2) in the last round, notched back-to-back birdies on Nos. 4 and 5 and added two more after the turn, earning ones on the par-4 11th and par-5 14th.

Carolina junior Marion Veysseyre recorded a 7-over 79 Tuesday to finish in a tie for 39th (227, +11). She registered two birdies on her round, carding ones on Nos. 5 and 14.

No. 1 Arkansas finished atop the leaderboard with a three-round score of 848 (-16). UCLA (2nd, -4) placed second, while No. 16 Stanford (3rd, +6), Texas (T4th, +9) and No. 13 Furman (T4th, +9) rounded out the top five. Maria Fassi of the Razorbacks captured the individual title after totaling a 54-hole mark of 206 (-6).



**Ruth's Chris Tar Heel Invitational**

UNC Finley Golf Course  
Oct. 13-15 • Chapel Hill, N.C.  
Par 72 • 6,379 Yards  
3rd of 18

**TEAM SCORES**

|                          |                        |              |
|--------------------------|------------------------|--------------|
| 1. Duke                  | 283-271-279=833        | (-31)        |
| 2. Alabama               | 285-279-270=834        | (-30)        |
| <b>3. South Carolina</b> | <b>284-281-281=846</b> | <b>(-18)</b> |
| 4. Arkansas              | 288-279-284=851        | (-13)        |
| 5. North Carolina        | 289-283-284=856        | (-8)         |
| 6. Wake Forest           | 289-289-284=862        | (-2)         |
| 7. NC State              | 286-286-291=863        | (-1)         |
| 8. Louisville            | 288-289-290=867        | (+3)         |
| 9. Virginia              | 298-283-287=868        | (+4)         |
| T10. Vanderbilt          | 298-284-290=872        | (+8)         |
| T10. Michigan State      | 297-282-293=872        | (+8)         |
| 12. Michigan             | 299-287-289=875        | (+11)        |
| 13. Ohio State           | 292-286-298=876        | (+12)        |
| 14. Virginia Tech        | 304-287-291=882        | (+18)        |
| 15. Tulane               | 300-294-295=889        | (+25)        |
| 16. Rollins College      | 296-305-293=894        | (+30)        |
| 17. UNCW                 | 303-301-299=903        | (+39)        |
| 18. Iowa                 | 299-297-312=908        | (+44)        |

**GAMECOCKS**

|                       |              |     |
|-----------------------|--------------|-----|
| 2. Ainhoa Olarra      | 70-67-68=205 | -11 |
| T11. Lois Kaye Go     | 71-70-69=210 | -6  |
| T23. Marion Veysseyre | 71-72-71=214 | -2  |
| T37. Ana Pelaez       | 72-73-73=218 | +2  |
| T43. Isidora Nilsson* | 74-72-73=219 | +3  |
| T49. Anita Uwadia     | 74-72-75=221 | +5  |

\*Played as an individual

**CHAPEL HILL, N.C.** - South Carolina senior standout Ainhoa Olarra carded a final-round 68 (-4) en route to runner-up honors at the Tar Heel Invitational Sunday afternoon at UNC Finley Golf Course. Olarra finished with the second-lowest 54-hole mark (205, -11) in program history for the No. 14 Gamecocks, who placed third after posting a 7-under 281 on day three.

Carolina's total of 846 (-18) for the tournament marked the best three-round score in school history.

Olarra, who fell one stroke short of the individual title, finished under par for the third-straight day after notching four birdies in her round. She birdied No. 2 and 5 to grab a share of the lead at 9-under and posted a front-nine 34 (-2). The San Sebastian, Spain, native, who led Carolina with 13 birdies at the Tar Heel Invitational, added another one on the par-4 15th before capping off an impressive three-day showing with her final one of the event on No. 18.

Gamecock sophomore Lois Kaye Go and junior Marion Veysseyre also broke par Sunday. Go, who tied for 11th with a 54-hole total of 210 (-6), shot a final-round 3-under 69. Veysseyre tied for 23rd (214, -2) after firing a final-round 71 (-1).

Carolina sophomore Ana Pelaez posted a 73 (+1) Sunday to finish the tournament in a tie for 37th place with a 2-over 218.

Junior Isidora Nilsson (T43, +3) produced another solid round on the final day, carding a 1-over 73. She recorded three birdies throughout Sunday and tallied one on her final hole of the round, the par-5 17th.

Anita Uwadia shot a 3-over 75 in the last round and finished the event tied for 49th (221, +5).

No. 6 Duke claimed a one-stroke victory over No. 2 Alabama (834, -30) after posting a final-round 279 (-9) to finish at 31-under 833. No. 1 Arkansas (851, -13) placed fourth, while North Carolina rounded out the top-five with a three-round score of 856 (-8).

**The Landfall Tradition**

Country Club of Landfall - Pete Dye Course  
Oct. 27-28 • Wilmington, N.C.  
Par 72 • 6,166 Yards  
4th of 18

**TEAM SCORES**

|                          |                    |             |
|--------------------------|--------------------|-------------|
| 1. Duke                  | 277-285=562        | (-14)       |
| 2. Alabama               | 278-285=563        | (-13)       |
| 3. Michigan State        | 282-292=574        | (-2)        |
| <b>4. South Carolina</b> | <b>285-292=577</b> | <b>(+1)</b> |
| 5. Oklahoma State        | 294-286=580        | (+4)        |
| T6. LSU                  | 294-288=582        | (+6)        |
| T6. Furman               | 292-290=582        | (+6)        |
| 8. Virginia              | 295-292=587        | (+11)       |
| 9. Purdue                | 290-298=588        | (+12)       |
| 10. UNCW                 | 296-294=590        | (+14)       |
| 11. Michigan             | 297-296=593        | (+17)       |
| 12. Kentucky             | 304-290=594        | (+18)       |
| 13. Florida              | 294-301=595        | (+19)       |
| 14. Clemson              | 299-297=596        | (+20)       |
| 15. NC State             | 299-303=602        | (+26)       |
| 16. Penn State           | 298-306=604        | (+28)       |
| 17. Notre Dame           | 301-315=616        | (+40)       |
| 18. UCF                  | 306-316=622        | (+46)       |

**GAMECOCKS**

|                       |           |     |
|-----------------------|-----------|-----|
| T5. Ainhoa Olarra     | 70-70=140 | -4  |
| T23. Ana Pelaez       | 73-73=146 | +2  |
| T28. Anita Uwadia     | 76-71=147 | +3  |
| T47. Lois Kaye Go     | 72-78=150 | +6  |
| T73. Marion Veysseyre | 70-84=154 | +10 |

**WILMINGTON, N.C.** - South Carolina women's golf placed fourth at the Landfall Tradition after Sunday's final round at the Country Club of Landfall was canceled due to inclement weather. The No. 9 Gamecocks finished the event with a two-round mark of 577 (+1).

Gamecock senior Ainhoa Olarra grabbed a top-five finish after posting a 70 (-2) in rounds one and two. She tied for fifth with a 36-hole total of 140 (-4) and recorded just one bogey in two days of action.

Carolina's Ana Pelaez opened the tournament with back-to-back 73s (+1) to finish in a tie for 23rd at 2-over 146, while fellow sophomore Anita Uwadia tied for 28th with a two-day mark of 3-over 147.

Lois Kaye Go (150, +6) ended the event in a tie for 47th, and Gamecock junior Marion Veysseyre (154, +10) finished the weekend tied for 73rd.

No. 4 Duke (562, -14) captured the Landfall Tradition title with a 36-hole mark of 562 (-14), while No. 2 Alabama (563, -13) and No. 16 Michigan State (574, -2) rounded out the top-three spots. Ana Belac of the Blue Devils and Virginia's Beth Lillie shared medalist honors with a two-round mark of 135 (-9).





**Florida State Match-Up**  
 Don Veller Seminole Golf Course  
 Feb. 9-10 • Tallahassee, Fla.  
 Par 72 • 6,212 Yards  
 1st of 12

**TEAM SCORES**

|                          |                 |       |
|--------------------------|-----------------|-------|
| 1. <i>South Carolina</i> | 273-288-287=848 | (-16) |
| 2. Michigan State        | 285-283-285=853 | (-11) |
| T3. Coastal Carolina     | 284-284-287=855 | (-9)  |
| T3. Virginia             | 294-279-282=855 | (-9)  |
| 5. Florida State         | 293-286-289=868 | (+4)  |
| 6. Missouri              | 295-288-291=874 | (+10) |
| 7. Notre Dame            | 290-290-304=884 | (+20) |
| 8. Kentucky              | 291-294-300=885 | (+21) |
| 9. Texas A&M             | 296-293-301=890 | (+26) |
| 10. Princeton            | 303-292-297=892 | (+28) |
| 11. Minnesota            | 303-290-309=902 | (+38) |
| 12. Columbia             | 307-309-306=922 | (+58) |

**GAMECOCKS**

|                       |              |     |
|-----------------------|--------------|-----|
| 1. Ainha Olarra       | 66-69-71=206 | -10 |
| T10. Lois Kaye Go     | 66-77-71=214 | -2  |
| T12. Anita Uwadia     | 70-73-72=215 | -1  |
| T15. Ana Pelaez       | 71-72-73=216 | E   |
| T34. Marion Veysseyre | 76-74-73=223 | +7  |

**TALLAHASSEE, Fla.** - No. 7 South Carolina women's golf posted a final-round 287 (-1) en route to a wire-to-wire victory at the 2018 Florida State Match-Up Saturday at the Don Veller Seminole Course.

Senior standout Ainha Olarra won her first career individual title after totaling a 54-hole mark of 206 (-10). The Gamecocks, who opened the two-day event with a program-record 273 (-15) in the first round, tallied their second victory at the FSU Match-Up. Carolina won the event in 2014 with a three-round score of 871 (+7).

Saturday's result marked the first win of the season for the Gamecocks.

Olarra broke par for the third-straight round on the final day of competition, firing at 1-under 71. She began her day with eight-consecutive pars before making a birdie on the par-5 ninth to make the turn at 1-under 35. The San Sebastian, Spain, native collected a birdie on Nos. 10 and 15 before recording pars over two of her final three holes.

Gamecock sophomore Lois Kaye Go (T10) grabbed a top-10 finish at the FSU Match-Up after posting a final-round 71 (-1). Go was steady in round three, recording 15 pars to go with birdies on Nos. 1 and 5. She totaled a 54-hole mark of 214 (-2) and finished the tournament with 13 birdies.

Anita Uwadia carded an even 72 Saturday to finish in a tie for 12th at 1-under 215. The Okoko, Nigeria, native made the turn at 2-under 34 and added her third birdie of the day on the par-5 10th. Uwadia finished par or better in two of her three rounds at the FSU Match-Up.

Sophomore Ana Pelaez marked the fourth Gamecock to finish inside the top 15, as she tied for 15th with a 54-hole score of 216 (E). The Malaga, Spain, native recovered from a pair of early bogeys Saturday with back-to-back birdies on Nos. 4 and 5. She turned in a 1-over 73 in the final round after closing her weekend with a par on No. 18.

Marion Veysseyre enjoyed her best outing of the tournament Saturday, shooting a 1-over 73. The Gamecock junior, who finished tied for 34th at 7-over 233, notched birdies on Nos. 1, 13 and 15 in the final round.

No. 13 Michigan State placed second with a 54-hole total of 853 (-11), while Coastal Carolina and No. 16 Virginia shared third-place honors after totaling an 855 (-9) for the tournament.

**Darius Rucker Intercollegiate**  
 Long Cove Club  
 March 2-4 • Hilton Head Island, S.C.  
 Par 71 • 6,160 Yards  
 9th of 18

**TEAM SCORES**

|                          |                 |       |
|--------------------------|-----------------|-------|
| 1. Alabama               | 286-291-289=866 | (+14) |
| 2. Arkansas              | 290-296-288=874 | (+22) |
| 3. Wake Forest           | 296-294-288=878 | (+26) |
| 4. Duke                  | 295-296-288=879 | (+27) |
| 5. Northwestern          | 287-296-303=886 | (+34) |
| 6. Furman                | 292-297-302=891 | (+39) |
| T7. Auburn               | 304-303-291=898 | (+46) |
| T7. North Carolina       | 293-308-297=898 | (+46) |
| 9. <i>South Carolina</i> | 298-300-301=899 | (+47) |
| 10. LSU                  | 291-302-307=900 | (+48) |
| T11. Georgia             | 294-303-304=901 | (+49) |
| T11. Vanderbilt          | 295-300-306=901 | (+49) |
| 13. Baylor               | 299-306-299=904 | (+52) |
| 14. Arizona State        | 293-309-303=905 | (+53) |
| 15. Oklahoma State       | 304-302-300=906 | (+54) |
| T16. Tennessee           | 300-305-302=907 | (+55) |
| T16. Mississippi State   | 292-311-304=907 | (+55) |
| 18. Virginia             | 301-315-293=909 | (+56) |

**GAMECOCKS**

|                       |              |     |
|-----------------------|--------------|-----|
| T22. Marion Veysseyre | 71-73-74=218 | +5  |
| T36. Gaby Amos        | 74-70-74=218 | +5  |
| T40. Lois Kaye Go     | 71-76-72=219 | +6  |
| T46. Anita Uwadia     | 73-79-76=228 | +15 |
| T56. Ana Pelaez       | 79-72-78=229 | +16 |

**HILTON HEAD ISLAND, S.C.** - No. 8 South Carolina women's golf placed ninth at the Darius Rucker Intercollegiate after posting a final-round 297 (+13) Sunday at Long Cove Club. The host Gamecocks finished the weekend with a three-round score of 899 (+47).

Carolina junior Marion Veysseyre (T22, +9) fired a 4-over 75 on day three to garner a top-25 showing at the 54-hole event. She bounced back from four early bogeys and shot par or better on 13 of her final 14 holes. The Lachapelle-Auzac, France, native notched her lone birdie of the day on the par-5 15th.

Gaby Amos (+12) wrapped up a productive weekend in Carolina's lineup with a 36th-place finish. She shot a 75 (+4) in a final round highlighted by birdies on Nos. 8 and 17.

Carolina's Lois Kaye Go tied for 40th with a three-round score of 226 (+13). The sophomore made the turn at 2-over 37 and opened her back nine with a birdie on the par-4 first.

Anita Uwadia (T46, +14) boasted the low round among Gamecocks Sunday, recording a 3-over 74. She totaled 12 pars to go with birdies on No. 10 and 17. Uwadia was one of two Carolina golfers to notch multiple birdies in the final round.

Fellow Gamecock sophomore Ana Pelaez (+16) posted a final-round 77 (+6) en route to a tie for 56th. Pelaez, who opened her day with a birdie on No. 10, shot par or better on eight of her first nine holes.

No. 2 Alabama earned a wire-to-wire victory at the Darius Rucker Intercollegiate after totaling an 866 (+14). No. 3 Arkansas (874, +22) placed second, while Wake Forest (878, +26) rounded out the top three. Razorback junior Maria Fassi claimed the individual title with a 54-hole total of 210 (-3).





**Evans Derby Experience**

**Auburn University Club**  
**March 18-20 • Auburn, Ala.**  
**Par 72 • 6,280 Yards**  
**T-6th of 12**

**TEAM SCORES**

|                           |                        |             |
|---------------------------|------------------------|-------------|
| 1. Arkansas               | 280-279-277=836        | (-28)       |
| 2. Duke                   | 285-279-281=845        | (-19)       |
| 3. Alabama                | 288-284-278=850        | (-14)       |
| 4. Auburn                 | 285-290-288=863        | (-1)        |
| 5. Florida State          | 278-292-295=865        | (+1)        |
| <b>T6. South Carolina</b> | <b>286-290-290=866</b> | <b>(+2)</b> |
| T6. Florida               | 292-289-285=866        | (+2)        |
| 8. Louisville             | 295-288-293=876        | (+12)       |
| 9. Wake Forest            | 293-290-297=880        | (+16)       |
| 10. Ole Miss              | 297-293-298=888        | (+24)       |
| 11. Mississippi State     | 302-302-307=911        | (+47)       |
| 12. Michigan              | 302-311-300=913        | (+49)       |

**GAMECOCKS**

|                      |              |     |
|----------------------|--------------|-----|
| T3. Ainhoa Olarra    | 67-71-71=209 | -7  |
| T17. Lois Kaye Go    | 72-72-70=214 | -2  |
| T26. Marion Veyseyre | 71-73-73=217 | +1  |
| T50. Anita Uwadia    | 79-74-76=229 | +13 |
| T50. Ana Pelaez      | 76-75-78=229 | +13 |
| T59. Gaby Amos       | 81-73-77=231 | +15 |

\*Played as an individual

**AUBURN, Ala.** - Women's golf senior standout Ainhoa Olarra earned a top-three finish at the Evans Derby Experience after carding a final-round 71 (-1) Tuesday at Auburn University Club. Olarra finished with a three-round mark of 209 (-7) to tie for third at the 54-hole event.

The No. 9 Gamecocks posted a 290 (+2) for the second-consecutive day en route to sixth-place honors. Carolina, one of four top-10 teams in the field, finished at 2-over 866.

Olarra, who began her day on No. 7, totaled four birdies in her under-par performance. She notched her first birdie of the round on the par-4 ninth before adding three more on her back nine in a stretch highlighted by back-to-back birdies on Nos. 4 and 5.

Gamecock sophomore Lois Kaye Go also garnered a top-20 finish, placing in a tie for 17th with a three-round total of 214 (-2). Go fired a 2-under 70 Tuesday behind four birdies and 12 pars. She registered three birdies over her opening nine holes before closing her day in style with another birdie on her final hole, the par-5 seventh.

Marion Veyseyre (T26, +1) finished just outside the top 25 following a 1-over 73 in round three. She continued to rack up pars on the final day, logging 13 to go with birdies on Nos. 3 and 8.

Fellow sophomores Ana Pelaez and Anita Uwadia both tied for 50th after totaling a 229 (+13) for the tournament. Uwadia notched a pair of birdies in the final round and shot a 4-over 76, while Pelaez turned in a 6-over 78.

Carolina junior Gaby Amos, who competed as an individual this week, shot a 5-over 77 to finish in a tie for 59th with a 54-hole score of 231 (+15). Amos shot par or better on 14 of her 18 holes Monday.

No. 3 Arkansas shot the low round of the day (277, -11) and finished atop the leaderboard with a three-day total of 836 (-28). Fifth-ranked Duke (845, -19) placed second, while second-ranked Alabama (850, -14) rounded out the top three. Maria Fassi took home the individual crown, finishing at 14-under 202.

**Bryan National Collegiate**

**UGA Golf Course**  
**Apr. 6-7 • Browns Summit, N.C.**  
**Par 72 • 6,386 Yards**  
**5th of 17**

**TEAM SCORES**

|                          |                        |              |
|--------------------------|------------------------|--------------|
| 1. Wake Forest           | 300-289-299=888        | (+24)        |
| 2. Furman                | 297-291=305=893        | (+29)        |
| T3. Auburn               | 295-294-308=897        | (+33)        |
| T3. North Carolina       | 301-286-310=897        | (+33)        |
| <b>5. South Carolina</b> | <b>296-298-304=898</b> | <b>(+34)</b> |
| 6. NC State              | 292-301306=899         | (+35)        |
| 7. Tennessee             | 297-294-315=906        | (+42)        |
| 8. Michigan              | 291-309-310-910        | (+46)        |
| 9. Clemson               | 297-297-321=915        | (+51)        |
| 10. Miami                | 307-307-303=917        | (+53)        |
| 11. Virginia             | 299-306-316=921        | (+57)        |
| 12. UCF                  | 308-303-311=922        | (+58)        |
| 13. Notre Dame           | 304-295-325=924        | (+60)        |
| 14. Kentucky             | 313-296-316=925        | (+61)        |
| 15. Colorado State       | 308-306-316=930        | (+66)        |
| 16. Charlotte            | 313-309-319=941        | (+77)        |
| 17. Georgetown           | 308-309-327=944        | (+80)        |

**GAMECOCKS**

|                      |              |     |
|----------------------|--------------|-----|
| T3. Lois Kaye Go     | 71-73-75=219 | +3  |
| T16. Ainhoa Olarra   | 76-76-73=225 | +9  |
| T21. Marion Veyseyre | 72-76-78=226 | +10 |
| T32. Ana Pelaez      | 77-73-78=228 | +12 |
| T58. Gaby Amos*      | 78-77-80-235 | +19 |
| T73. Anita Uwadia    | 79-79-82=240 | +24 |

\*Played as an individual

**BROWNS SUMMIT, N.C.** - South Carolina women's golf earned a top-five finish at the Bryan National Collegiate after moving up two spots on the leaderboard in the final round of the 54-hole event Saturday at Bryan Park Golf Course.

The No. 9 Gamecocks posted a third-round 304 (+16) in rainy conditions to end the tournament in fifth place with a two-day total of 898 (+34).

Carolina's Lois Kaye Go tied for third individually following a 3-over 75 Saturday. Go, who boasted a three-round mark of 219 (+3), totaled 13 pars over her final 18 holes. She notched her lone birdie of the day on her second hole, the par-3 seventh.

Senior Ainhoa Olarra fired the low round among Gamecocks, posting a 1-over 73. The San Sebastian, Spain, native, who tied for 16th at 9-over 225, notched back-to-back birdies on Nos. 10 and 11 and closed her tournament with six-straight pars.

Carolina junior Marion Veyseyre also grabbed a top-25 finish after totaling a three-round score of 226 (+10). Veyseyre tallied 12 pars and six bogeys en route to a final-round 78 (+6). The third-year golfer ended the weekend tied for 21st.

Ana Pelaez tied for 32nd (+12), while fellow Gamecock sophomore Anita Uwadia placed in a tie for 73rd. Pelaez notched her lone birdie of the day on the par-3 seventh and shot a 78 (+6). Uwadia turned in an up-and-down round that included four birdies.

Carolina's Gaby Amos was also in action this weekend, competing as an individual. The Gainesville, Fla., native posted a final-round 80 (+8) and finished tied for 58th (+19).

No. 21 Wake Forest won the Bryan National Collegiate with a three-round score of 888 (+24), while No. 7 Furman (893, +29) grabbed runner-up honors. Jennifer Kupcho of the Demon Deacons captured the individual title after finishing at 1-under 215.



**SEC Championship**  
**Greystone Golf Club**  
**April 18-22 • Hoover, Ala.**  
**Par 72 • 6,202 Yards**  
**2nd of 14**

**STROKE PLAY RESULTS**

|                          |                 |       |
|--------------------------|-----------------|-------|
| 1. <i>South Carolina</i> | 291-291-285=867 | (+3)  |
| 2. Alabama               | 286-304-282=872 | (+8)  |
| 3. Arkansas              | 299-293-283=875 | (+11) |
| 4. Georgia               | 306-290-299=895 | (+31) |
| T5. Auburn               | 306-301-289=896 | (+32) |
| T5. Florida              | 298-301-297=896 | (+32) |
| 7. Vanderbilt            | 296-306-297=899 | (+35) |
| 8. Missouri              | 304-308-295=907 | (+43) |
| 9. Kentucky              | 309-301-303=913 | (+49) |
| 10. Mississippi State    | 308-305-302=915 | (+51) |
| 11. Ole Miss             | 316-305-295=916 | (+52) |
| 12. Tennessee            | 310-304-304=918 | (+54) |
| 13. Texas A&M            | 312-315-296=923 | (+59) |
| 14. LSU                  | 313-311-303=927 | (+63) |

**Match Play Results**

#1 South Carolina defeats #8 Missouri, 3-0 | Quarterfinals  
 #1 South Carolina defeats #4 Georgia, 3-1 | Semifinals  
 #1 South Carolina falls to #3 Arkansas, 3-2 | Finals

**GAMECOCKS**

|                       |              |    |
|-----------------------|--------------|----|
| T1. Ainhoa Olarra     | 70-69-70=209 | -7 |
| T9. Lois Kaye Go      | 72-75-71=218 | +2 |
| T13. Marion Veysseyre | 72-76-72=220 | +4 |
| 18. Anita Uwadia      | 77-72-73=222 | +6 |
| T21. Ana Pelaez       | 77-75-72=224 | +8 |

**HOOVER, Ala.** - South Carolina women's golf collected runner-up honors at the SEC Championship after falling to Arkansas 3-2 in the match play finals Sunday at Greystone Country Club.

The championship match between the top-seeded Gamecocks and third-seeded Arkansas came down to the 18th hole, where Razorback junior Kaylee Benton recorded a par to defeat Carolina's Ainhoa Olarra 1-up and secure the conference title for her team.

Arkansas notched the first point of the day when junior Maria Fassi registered a 2&1 victory over Gamecock sophomore Anita Uwadia. Uwadia cut the deficit to 2-down with a birdie on No. 7, but the Newcastle, United Kingdom, native was unable to get any closer the rest of the way.

Carolina grabbed its first point in the second match of the day after Gamecock junior Marion Veysseyre took down Razorback Cara Gorlei 2-up. Veysseyre built a 2-up advantage after three holes, and she stretched her lead to 3-up when Gorlei suffered a bogey on No. 11. The Lachapelle-Auzac, France, native took a 1-up lead into the final hole of the match before notching the 2-up win after Gorlei carded another bogey on No. 18.

Fellow sophomore Ana Pelaez marked the other Gamecock to tally a point Sunday, as she won on the 19th hole of her match against Arkansas' Alana Uriell. Pelaez rallied from 2-down, making a par on No. 14 to cut the deficit to 1-down before squaring the match on No. 17 with a great tee shot that led to a three-foot birdie putt. The Malaga, Spain, native's par on No. 1 clinched the point against Uriell, who suffered a bogey after three-putting on the green.

The other match from Sunday ended with Razorback junior Dylan Kim taking down Carolina sophomore Lois Kaye Go 2&1. Go trailed by two for much of the match before notching a birdie on No. 14 to cut Kim's lead to 1-up. Kim pushed her lead back to 2-up on No. 15 after Go made a bogey, and she won the match with a par on No. 17.

Pelaez boasted a 3-0 mark in match play at the SEC Championship, while Veysseyre (2-0-1) also finished the weekend unbeaten. Uwadia picked up two match play victories for the tournament, ending with a mark of 2-1-0.

**NCAA San Francisco Regional**  
**TPC Harding Park**  
**May 7-9 • San Francisco, Calif.**  
**Par 72 • 6,369 Yards**  
**10th of 18**

**TEAM SCORES**

|                         |                 |       |
|-------------------------|-----------------|-------|
| 1. Stanford             | 287-287-282=856 | (-8)  |
| 2. UCLA                 | 280-295-285=860 | (-4)  |
| 3. Ole Miss             | 290-287-287=863 | (-1)  |
| 4. Louisville           | 287-294-283=864 | (E)   |
| 5. Kent State           | 284-290-291=865 | (+1)  |
| 6. Colorado             | 284-298-287=869 | (+5)  |
| T7. Oklahoma State      | 291-289-290=871 | (+6)  |
| T7. San Diego State     | 289-294-287=870 | (+6)  |
| 9. North Carolina       | 289-292-290=871 | (+7)  |
| 10. South Carolina      | 296-289-288=873 | (+9)  |
| 11. Pepperdine          | 297-285-294=876 | (+12) |
| 12. California          | 297-292-290=879 | (+15) |
| 13. NC State            | 296-296-291=883 | (+19) |
| 14. Oregon              | 287-290-308=885 | (+21) |
| 15. Princeton           | 305-299-297=901 | (+37) |
| 16. Long Beach State    | 304-204-297=905 | (+41) |
| 17. Grand Canyon        | 306-306-300=912 | (+48) |
| 18. Fairleigh Dickinson | 315-313-309=937 | (+73) |

**GAMECOCKS**

|                       |              |    |
|-----------------------|--------------|----|
| T27. Ainhoa Olarra    | 73-73-72=218 | +2 |
| T27. Lois Kaye Go     | 74-73-71=218 | +2 |
| T40. Ana Pelaez       | 74-72-75=221 | +5 |
| T40. Anita Uwadia     | 77-71-73=221 | +5 |
| T40. Marion Veysseyre | 75-74-72=221 | +5 |

**SAN FRANCISCO** - No. 9 South Carolina women's golf saw its bid for a spot in the 2018 NCAA Championship fall short after placing 10th in the San Francisco Regional Wednesday at TPC Harding Park.

The Gamecocks posted a final-round 288 (E) to total a 54-hole mark of 873 (+9) for the week. Colorado finished at 5-over 869 to finish sixth and grab the final spot in the NCAA Championship from the San Francisco Regional.

Carolina senior Ainhoa Olarra and sophomore Lois Kaye Go both finished just outside the top 25 (T27) after totaling a 2-over 218 for the tournament. Olarra shot an even 72 in her final round ever for the Gamecocks, while Go broke par Wednesday with a 1-under 71.

Olarra was steady in her third round, racking up 14 pars, two bogeys and birdies on Nos. 4 and 12. Go tallied four birdies on the final day, including back-to-back ones on Nos. 12 and 13.

Gamecocks Marion Veysseyre, Ana Pelaez and Anita Uwadia each placed in a tie for 40th at the San Francisco Regional. Veysseyre marked the third Carolina golfer to shoot par or better Wednesday, as she turned in an even 72 in a performance highlighted by birdies on Nos. 2, 1 and 16.

Uwadia also collected three birdies in the third round, two of which came over her first seven holes. She carded a final-round 73 (+1) following a birdie on her last hole of the day, the par-5 ninth. Pelaez, who also notched a birdie on No. 9, posted a 3-over 75 on the last day.

No. 5 Stanford won the San Francisco Regional with a three-round total of 856 (-8), while No. 1 UCLA (860, -4) and Ole Miss (863, -1) rounded out the top three. Louisville (864, E), No. 16 Kent State (865, +1) and Colorado (869, +5) marked the other three schools to clinch a spot in the NCAA Championship, and UCLA's Patty Tavatanakit won the individual title with a 54-hole score of 208 (-8).



**Gaby Amos (Jr., Gainesville, Fla.)**

| Tournament                    | Rounds             | Finish |
|-------------------------------|--------------------|--------|
| Darius Rucker Intercollegiate | 76-74-75=225 (+12) | T36    |
| *Evans Derby Experience       | 81-73-77=231 (+15) | T59    |
| *Bryan National Collegiate    | 78-77-80=235 (+19) | T58    |

**Lois Kaye Go (So., Cebu City, Philippines)**

| Tournament                         | Rounds                   | Finish |
|------------------------------------|--------------------------|--------|
| Mason Rudolph Championship         | 73-70-73=216 (E)         | T35    |
| ANNIKA Intercollegiate             | 71-72-73=216 (E)         | T14    |
| Ruth's Chris Tar Heel Invitational | 71-70-69=210 (-6)        | T11    |
| The Landfall Tradition             | 72-78=150 (+6)           | T47    |
| Florida State Match-Up             | 66-77-71=214 (-2)        | T10    |
| Darius Rucker Intercollegiate      | 74-75-77=226 (+13)       | T40    |
| Evans Derby Experience             | 72-72-70=214 (-2)        | T17    |
| Bryan National Collegiate          | 71-73-75=219 (+3)        | T3     |
| SEC Championship (Stroke Play)     | 72-75-71=218 (+2)        | T9     |
| SEC Match Play Quarterfinals       | Tied Mizou's Hendrickson | A/S    |
| SEC Match Play Semifinals          | DNF against UGA's Garcia | -      |
| SEC Match Play Finals              | Lost to Arkansas' Kim    | 2&1    |
| NCAA San Francisco Regional        | 74-73-71=218 (+2)        | T27    |

**Isidora Nilsson (Jr., Hilton Head Island, S.C.)**

| Tournament                          | Rounds            | Finish |
|-------------------------------------|-------------------|--------|
| *Ruth's Chris Tar Heel Invitational | 74-72-73=219 (+3) | T43    |

**Ainhoa Olarra (Sr., San Sebastian, Spain)**

| Tournament                         | Rounds                   | Finish    |
|------------------------------------|--------------------------|-----------|
| Mason Rudolph Championship         | 72-76-66=214 (-2)        | T30       |
| ANNIKA Intercollegiate             | 74-70-76=220 (+4)        | T22       |
| Ruth's Chris Tar Heel Invitational | 70-67-68=205 (-11)       | 2         |
| The Landfall Tradition             | 70=70=140 (-4)           | T5        |
| Florida State Match-Up             | 66-69-71=206 (-10)       | 1         |
| Evans Derby Experience             | 67-71-71=209 (-7)        | T3        |
| Bryan National Collegiate          | 76-76-73=225 (+9)        | T16       |
| SEC Championship (Stroke Play)     | 70-69-70=209 (-7)        | T1        |
| SEC Match Play Quarterfinals       | Def. Mizou's Yuen        | 19th hole |
| SEC Match Play Semifinals          | Lost to UGA's Hollis     | 3&2       |
| SEC Match Play Finals              | Lost to Arkansas' Benson | 1-up      |
| NCAA San Francisco Regional        | 73-73-72=218 (+2)        | T27       |



*Ainhoa Olarra became the third Gamecock to notch multiple wins in a single season after capturing the individual title at the 2018 Florida State Match-Up and 2018 SEC Championship*

**Ana Pelaez (So., Malaga, Spain)**

| Tournament                         | Rounds                | Finish    |
|------------------------------------|-----------------------|-----------|
| Mason Rudolph Championship         | 74-71-69=214 (-2)     | T30       |
| ANNIKA Intercollegiate             | 76-73-74=223 (+7)     | T30       |
| Ruth's Chris Tar Heel Invitational | 72-73-73=218 (+2)     | T37       |
| The Landfall Tradition             | 73-73=146 (+2)        | T23       |
| Florida State Match-Up             | 71-72-73=216 (E)      | T15       |
| Darius Rucker Intercollegiate      | 77-75-77=229 (+16)    | T56       |
| Evans Derby Experience             | 76-75-78=229 (+13)    | T50       |
| Bryan National Collegiate          | 77-73-78=228 (+12)    | T32       |
| SEC Championship (Stroke Play)     | 77-75-72=224 (+8)     | T21       |
| SEC Match Play Quarterfinals       | Def. Mizou's Young    | 3&2       |
| SEC Match Play Semifinals          | Def. UGA's Skinner    | 3&3       |
| SEC Match Play Finals              | Def. Arkansas' Uriell | 20th hole |
| NCAA San Francisco Regional        | 74-72-75=221 (+5)     | T40       |

**Anita Uwadia (So., Newcastle, United Kingdom)**

| Tournament                         | Rounds                  | Finish |
|------------------------------------|-------------------------|--------|
| Mason Rudolph Championship         | 71-70-72=213 (-3)       | T22    |
| ANNIKA Intercollegiate             | 71-74-73=218 (+2)       | T18    |
| Ruth's Chris Tar Heel Invitational | 74-72-75=221 (+5)       | T49    |
| The Landfall Tradition             | 76-71=147 (+3)          | T28    |
| Florida State Match-Up             | 70-73-72=215 (-1)       | T12    |
| Darius Rucker Intercollegiate      | 77-76-74=227 (+14)      | T46    |
| Evans Derby Experience             | 79-74-76=229 (+13)      | T50    |
| Bryan National Collegiate          | 79-79-82=240 (+24)      | T73    |
| SEC Championship (Stroke Play)     | 77-72-73=222 (+6)       | T18    |
| SEC Match Play Quarterfinals       | Def. Mizou's Kim        | 7&6    |
| SEC Match Play Semifinals          | Def. UGA's Coello       | 1-up   |
| SEC Match Play Finals              | Lost to Arkansas' Fassi | 2&1    |
| NCAA San Francisco Regional        | 77-71-73=221 (+5)       | T40    |

**Marion Veysseyre (Jr., Lachapelle-Auzac, France)**

| Tournament                         | Rounds                | Finish |
|------------------------------------|-----------------------|--------|
| Mason Rudolph Championship         | 73-73-73=219 (+3)     | T44    |
| ANNIKA Intercollegiate             | 75-73-79=227 (+11)    | T39    |
| Ruth's Chris Tar Heel Invitational | 71-72-71=214 (-2)     | T23    |
| The Landfall Tradition             | 70-84=154 (+10)       | T73    |
| Florida State Match-Up             | 76-74-73=223 (+7)     | T34    |
| Darius Rucker Intercollegiate      | 71-76-75=222 (+9)     | T22    |
| Evans Derby Experience             | 71-73-73=217 (+1)     | T26    |
| Bryan National Collegiate          | 72-76-78=228 (+10)    | T21    |
| SEC Championship (Stroke Play)     | 72-76-72=220 (+4)     | T13    |
| SEC Match Play Quarterfinals       | DNF vs. Mizou's Allen | -      |
| SEC Match Play Semifinals          | Def. UGA's Mitsunaga  | 2&1    |
| SEC Match Play Finals              | Def. Arkansas' Gorlei | 2-up   |
| NCAA San Francisco Regional        | 75-74-72=221 (+5)     | T40    |

\*Competed as an individual - score does not count towards team total



*Lois Kaye Go notched three top-10 showings in her first season with Carolina in a stretch highlighted by a third-place finish at the 2018 Bryan National Collegiate*





# 2017 NCAA Columbus Regional Champions

## South Carolina rallies to capture its third-straight NCAA Regional title

**COLUMBUS, Ohio** - South Carolina women's golf rallied from eight shots back and captured its third-straight NCAA Regional Title Wednesday at OSU Golf Club. The No. 12 Gamecocks paced the field for the second-straight day, carding a final-round 288 (E) to finish tied with Florida atop the leaderboard at the Columbus Regional.

Carolina freshman Ana Pelaez's impressive NCAA postseason debut resulted in medalist honors, as the Gamecock newcomer posted a final-round 70 (-2) en route to first-place honors. The Malaga, Spain, native totaled a three-round mark of 216 (E) to share the individual title with Florida's Kelly Grassel, while Gamecock senior Katelyn Dambaugh and junior Ainhoa Olarra also grabbed top-five finishes at the 54-hole event at the Scarlet Course.

Wednesday's victory marked the fifth regional title in eight years for the Gamecocks, who earned their eighth-straight trip to the NCAA Championship by virtue of their top-six finish. All five wins have come under coach Kalen Anderson.

No. 5 Florida State (891, +27) Ohio State (893, +29) and Purdue (904, +40) rounded out the top five spots, while Michigan (908, +44) marked the final school to advance to the NCAA Championship from the Columbus Regional.

The 2017 NCAA Championship will feature a 24-team field and take place May 19-24 at Rich Harvest Farm in Sugar Grove, Ill. This season will mark Carolina's 17th appearance at the NCAA Championship and the ninth time it has reached the event under Anderson. The Gamecocks reached the match-play portion of the tournament for the first time in school history last year.

Pelaez was brilliant down the stretch Wednesday, tallying four of her five birdies after the turn. Birdies on Nos. 10 and 12 moved the freshman into a tie for first, and she grabbed the solo lead with another birdie on the par-5 14th. Pelaez stuck her tee shot on the difficult par-3 17th to within two feet before converting her final birdie of the day, and she finished her week at even after a bogey on No 18.

Dambaugh, the medalist at the 2016 NCAA Baton Regional, tied for third this week with a three-round mark of 217 (+1). She totaled five birdies on her round, including one on her final hole, the par-4 18th. Dambaugh's 13 birdies for the tournament led the 96-player field.

Olarra, who placed in a tie for fifth, turned in her best performance of the tournament Wednesday, firing a 2-under 70 in the final round. She posted a back-nine 33 (-3) in a stretch that was highlighted by an eagle on the par-5 14th. The junior added a birdie on No. 16, and amassed 11 pars for her round.


Carolina sophomore Marion Veysseyre finished tied for 61st with a 54-hole total of 236 (+20), and senior Jia Xin Yang tied for 82nd (244, +28). Yang notched two birdies over her final nine holes, while Veysseyre sunk a 20-foot putt on the par-5 14th to register an eagle.



*Ana Pelaez carded a final-round 70 (-2) and totaled a 54-hole mark of 216 (E) at the NCAA Columbus Regional en route to her first collegiate medalist honors.*

### NOTABLES

- This season marked the second-straight year South Carolina and Florida share an NCAA Regional Title.
- Carolina was the only school to have three golfers finish in the top five at the NCAA Columbus Regional.
- With her win, freshman Ana Pelaez became the 17th player in program history to capture medalist honors.





# 2016 NCAA Baton Rouge Regional Champions

*South Carolina collects its fourth NCAA Regional title in the last seven years*

**BATON ROUGE, La.** - For the second-straight season and the fourth time in the last seven years, the South Carolina women's golf program finished atop the leaderboard at an NCAA Regional. The No. 24 Gamecocks posted a final-round 290 (+2) on Saturday to earn a share of the NCAA Baton Rouge Regional title with a three-day total of 857 (-7). No. 5 Florida converted a birdie on its final hole of the tournament and fired a 277 (-11) in round three to rally from a 13-stroke deficit and match South Carolina's 54-hole total at University Club.

Junior Katelyn Dambaugh powered the Gamecocks to victory in historic fashion, matching the program's top 54-hole individual score (207, -9) on the way to her first career medalist honors. The Goose Creek, S.C., native tallied a tournament-best 16 birdies and finished under par in all three rounds throughout the week.

The Gamecocks, who distanced themselves from the field with a program-record 277 (-11) in round two, finished just four strokes off the school 54-hole record. Three golfers finished par or better for South Carolina on Saturday, including senior Sarah Schmelzel, who converted a clutch birdie putt on No. 17 to help secure the win. With the victory, the Gamecocks earned a spot in the 24-team field at the NCAA Championships, set for May 20-25 at Eugene Country Club in Eugene, Ore. No. 13 Washington, No. 4 Duke, No. 20 Oregon and BYU marked the other schools to qualify for the women's golf national championship event from the Baton Rouge Regional.

This week was the first victory of the season for South Carolina and the eighth time the Gamecocks have won a tournament under head coach Kalen Anderson. Dambaugh becomes the 16th player in program history to earn medalist honors, and she is the third Gamecock to accomplish the feat at an NCAA postseason event. All four of South Carolina's NCAA Regional victories have come under Anderson.

Dambaugh carded a final-round 71 (-1), with all three of her birdies coming on the front nine. The junior finished her week ranked second in par-4 scoring and third in par-3 scoring, and her performance marked her third-straight top-three finish.

Schmelzel finished in a tie for 12th following her final-round 72 (E). The Phoenix, Ariz., native collected three birdies and played her last nine holes at 1-under (35) to end her week with a 216 (E). Schmelzel has placed in the top-15 at the NCAA regionals in each of the last two seasons.

Freshman Marion Veyseyre (T19), one of three South Carolina golfers making their NCAA postseason debut this week, marked the other Gamecock to garner a top-20 finish. She totaled a career-best 219 (+3) and finished par or better in two of her three rounds. Veyseyre registered six birdies in the final round, including three over her final six holes.


Sophomore Ainhoa Olarra and freshman Isidora Nilsson both ended their week just outside of the top-25 for the Gamecocks. Olarra (29th) posted a 77 (+5) on day three to finish with a 222 (+6), while Nilsson (T30) turned in her best 54-hole performance ever, a 7-over 223.



*Katelyn Dambaugh matched the program's lowest 54-hole individual score (207) in Baton Rouge on the way to her first collegiate medalist honors*

**NOTABLES**

- South Carolina's 857 was its second-lowest 54-hole total in NCAA Regional history.
- The Gamecocks are one of five schools to reach the NCAA Championship in each of the last seven years
- South Carolina was one of just three schools to have three golfers finish in the top-20 at University Club.







# 2015 NCAA East Regional Champions

*South Carolina captures third NCAA East Regional crown since 2010 with a stellar second round*

**RALEIGH, N.C.** - Top-seeded South Carolina fired a final-round 296 (+8) to clinch its third NCAA East Regional title since 2010 on Saturday at the Lonnie Poole Golf Course in Raleigh, N.C. The Gamecocks finished the tournament with a 54-hole score of 877 (+13) and captured the win by eight strokes to advance to their sixth-straight NCAA Championship. Senior Justine Dreher earned her sixth top-five finish of the season, finishing the weekend at even-par.

The Gamecocks entered the day with an eight-stroke lead after posting the only under-par team score of the tournament (-2, 286) on Friday. Alabama and LSU each made runs at the Gamecocks, particularly on the front nine when Alabama drew within five on a few occasions, but South Carolina fought its way through a difficult back nine to stay on top.

Dreher continued her career of strong postseason play, registering her second-straight top-five finish and her sixth of the season. Her 54-hole score of 216 (E) tied her for fifth with two others. After making the turn at 1-over, the senior played bogey-free on the back nine and holed a birdie on No. 15 to finish the day with a 72 (E).

Sophomore Katelyn Dambaugh turned in her best round of the weekend with a 2-under 70 on Saturday. She did not post a bogey on the front nine and made the turn at 3-under. She went 1-over on her final nine holes and posted her best career regional result in a tie for 12th at 5-over (221).

Junior Sarah Schmelzel also posted her best NCAA Regional finish. The Gamecock struggled after the turn and carded a final-round 77 (+5). With a three-round score of 220 (+4), Schmelzel captured 11th place, her best result since the season-opening Florida State Match-Up (T9) in February.

After a solid front nine, junior Mary Fran Hillow was 5-over on the back to card a third-round 77 (+5). Hillow was the fourth Gamecock to earn a top-25 result, tying for 22nd with a 54-hole score of 224 (+8).

After making the turn at 6-over, sophomore Jia Xin Yang battled on the back nine, carding eight pars and a birdie to also end the day at 5-over (77). Yang finished with a three-round score of 229 (+13, T48).

Also advancing to the NCAA Championships in Bradenton, Fla., are Northwestern (+21), host NC State (+23), Alabama (+24), LSU (+24) and Campbell (+28).

LSU's Madeline Sagstrom captured medalist honors by six strokes, finishing the weekend at 8-under (208). Coastal Carolina's Lena Schaeffner and LSU's Caroline Nistrup took second at 2-under, and Alabama's Emma Talley was fourth at 1-under. Dreher, Furman's Taylor Totland and NC State's Rachael Taylor tie for fifth (E).



*The Gamecocks capture the moment after earning the 2015 NCAA East Regional championship and their sixth-straight trip to the NCAA Championships.*

## NOTABLES

- The Gamecocks depth was on display this week with a different Gamecock carding the low individual round each day of the regional.
- Each of South Carolina's three regional titles have come when the Gamecocks were placed in the East Regional.
- South Carolina has posted 10 top-five finishes this season, a new school record.







# 2012 NCAA East Regional Champions

*South Carolina leads wire-to-wire to claim second East Regional title in three seasons.*

**STATE COLLEGE, Pa.** – For the second time in three years, the South Carolina women's golf team claimed the NCAA East Regional title. The Gamecocks led wire-to-wire and wrapped up the tournament with a final-round 291 (+3) to win by five strokes on Saturday at the Penn State Golf Course.

Carolina held a seven-shot lead heading into the round and was never threatened as it went on to post a three-day total of 873 (+9), which ties for the fifth lowest 54-hole total in school history. The win is the Gamecocks' first since claiming the 2010 NCAA East Regional.

"It's unbelievable. To come out on top in such a deep regional, we just did a phenomenal job," South Carolina head coach Kalen Harris said. "We are lucky to come away with it. The team played so solid. They were mentally tough every day and just stayed in the present. That's more than we can ask for, and we just need to do that going into the NCAA Championship."

Texas A&M and Texas finished tied for second with a score of 878 (+14) to clinch two of the eight available spots for the NCAA Championships, while Alabama (879), Florida (879), Arizona State (887), Michigan State (887) and Duke (887) will also advance.

Sophomore Suzie Lee made sure the Gamecocks held on to first place by firing a career-low 68 (-4), which ties for the third lowest score by a sophomore in school history. Lee bounced back from Friday's 83 to climb the leaderboard and finish in a tie for 41st with a score of 224 (+8). She played her best golf of the season on the front nine, shooting a 4-under 32. The highlight of her round came on the par-4 sixth when she sank her approach shot from 127 yards for eagle.

"That's so impressive," Harris said. "She got off to a 1-under start. Then the eagle at No. 6 got her to 3-under, and she just kept it going. I couldn't be prouder of her for her comeback after an 83 (on Friday)."

Senior Katie Burnett carded a 1-over 73 and finished in a tie for third with a score of 216 (E). She came up three shots shy of forcing a playoff to play for her second medalist honor at the NCAA East Regional in three years. After shooting even par on the front side, she struggled at times on the back nine with three bogeys as she fell back to 2-over heading to the 18th tee box. However, she closed out the round on a positive note by making birdie on the final hole to secure the seventh top-five finish of her career, which moves her into a tie for fourth in top-five finishes all-time at South Carolina.

Junior Amanda Strang shot an even-par 72 to post a career-best NCAA Regional finish of a tie for 14th with a score of 220 (+4). After shooting a 3-over 39 on the front nine, she settled down to play her best nine holes of the tournament on the back side, recording birdies on three of her first four holes and making par the rest of the way to get back to even for the round.

Freshman Justine Dreher wrapped up an impressive NCAA Regional debut with a final-round 78 (+6). She finished the tournament in a tie for 19th with a score of 221 (+5). On the day, Dreher carded one birdie, three bogeys, two double bogeys and 13 pars. She played a key role in building Carolina's cushion heading into the final day with rounds of 70 (-2) and 73 (+1) on the first two days.

Junior Meredith Swanson turned in an 80 (+8) to finish in a tie for 87th. She produced one birdie on the day as she sank a three-foot putt on the par-4 13th after narrowly holing out on her approach shot from the rough.

Texas A&M's Katerina Ruzickova shot a 1-over 73 to hold on to win medalist honors with a score of 213 (-3).

The Gamecocks will now advance to the NCAA Championship for the fourth time in five years. This year's tournament will be held May 23-26 at the Vanderbilt Legends Club in Franklin, Tenn. South Carolina will be joined by SEC foes Alabama, Arkansas, Florida, LSU, Tennessee and Vanderbilt. The Gamecocks finished 18th at last year's NCAA Championship.

| 2012 NCAA WOMEN'S GOLF EAST REGIONALS CHAMPIONSHIPS |       |       |
|---|-------|-------|
| LEADERS   | TODAY | TOTAL |
| SOUTH CAROLINA                                      | 3     | 9     |
| TEXAS A&M   | 2     | 14    |
| TEXAS   | 6     | 14    |
| ALABAMA   | 2     | 15    |
| FLORIDA   | E     | 15    |
| ARIZONA STATE                                       | 2     | 23    |
| MICHIGAN STATE                                      | 5     | 23    |
| DUKE  | 4     | 23    |
| ARIZONA   | 5     | 27    |
| CAMPBELL  | 2     | 29    |
| OKLAHOMA STATE                                      | 1     | 32    |
| KENT STATE  | 1     | 32    |
| WAKE FOREST   | E     | 32    |
| CENTRAL FLORIDA                                     | 3     | 35    |
| MND   |       | 35    |
| ND  |       | 35    |
| WESTERN   | 1     | 36    |
| MISSOURI STATE                                      |       | 36    |
| MISSOURI  |       | 41    |
| MISSOURI WESTERN                                    |       | 67    |

*The Gamecocks won the 2012 NCAA East Regional title by five strokes with a three-round total of 873, which tied for the fifth lowest 54-hole total in school history.*



# 2010 NCAA East Regional Champions

*South Carolina holds off Tennessee by two strokes to win first regional title in program history; Burnett shoots 210 (-6) to take medalist honors.*

**GREENVILLE, N.C.** – It finally all came together.

After going five years without a team tournament victory of any kind, the South Carolina women's golf team took down some of the nation's best teams in winning the NCAA East Regional on Saturday, posting a 54-hole score of 864 (E) to defeat Tennessee by two shots.

The key component of the Gamecocks' team victory came in the person of sophomore Katie Burnett, who shot a closing round of 71 (-1) to earn medalist honors for the first time in her collegiate career with a 3-day total of 210 (-6), one shot ahead of Auburn's Carlie Yadloczky.

"I'm really proud of them," coach Kalen Harris said. "They played really steady for three days, and played very well under really windy conditions today. We've been knocking on the door for a couple of tournaments now where they've been close and just haven't finished one, but they finished one at the right time (today) and I'm really proud of them."

The Gamecocks posted the best team round of the final day at 290 (+2) to overcome a five-shot deficit entering Saturday's third round. Duke, who led after two rounds of play, fell back to a tie for third after a closing round of 300 (+12). Tennessee, meanwhile, traded the lead with South Carolina and Duke for most of the day, but struggled down the stretch to post a final-day score of 296 (+8).

Carolina traded the lead back and forth with Duke, Tennessee, Auburn and Pepperdine throughout the day, but it appeared late in the day that it would come down to a duel with the Lady Vols. But the Gamecocks, as a team, were 3-under over their final three holes of the day while Tennessee was 1-over in that same stretch on the back nine, including one double-bogey at 18 that proved to be the difference.

Burnett was steady as a rock throughout the day and throughout the tournament. On a day when par was a very good score, the sophomore from Brunswick, Ga., had 15 of them. She first moved into red figures with a birdie at the dogleg-left par-4 14th, then saw a putt at the 18th just miss as she made the turn at 1-under. She faced a tough start to the more-exposed front nine as she fought her way out of a fairway bunker to make bogey at No. 2, then had a birdie putt at No. 4 lip out. She took dead aim at the par-5 seventh hole to card what would be the clinching birdie, then made pars at the eighth and ninth to hold on for the victory.

"To be honest, I don't think it's really hit me yet," Burnett said. "I'm still a little speechless at the moment. But I really couldn't be happier. I missed a few putts here and there, but I knew that if I kept playing the way I was playing, a few putts would fall coming down to the end."

Coming to the ninth and final hole, Burnett hit her approach past the flag to about 12 feet, but didn't know if she needed to make it to secure the victory. It turned out that all she needed was a two-putt for par, and that's what she managed to do as the awaiting Gamecock team stormed the green for hugs and high-fives all around.

Burnett's round of 210 ties for the fifth-best 54-hole individual total in school history, equaling an effort by Siew-Ai Lim at the 1994 Carolyn Cudone Invitational. In addition to becoming the 12th different Gamecock women's golfer to win an individual title, she is the third to win an NCAA East Regional. Teammate Benedicte Toumpsin won the 2008 event in Athens, Ga., and Lim was the medalist at the 1995 regional in Memphis, Tenn.

But it wasn't just Burnett's effort that led to the 17th team title in program history. Toumpsin turned in her second-straight round of even-par 72 to post a three-day total of 218 (+2) and a likely top-20 finish. She started off her final round with eight consecutive pars before coming to the 18th hole that had been a death trap for the Gamecocks all week. The pond down the left side claimed Toumpsin's tee shot, and she settled for a bogey to make the turn at 1-over. She would get that stroke right back at No. 1 with a birdie, then rolled off five more pars before running into trouble at No. 7. After an errant drive forced a layup, she hit her third shot into the hazard. But somehow, she was able to get up and down for bogey to minimize the damage. And once again, she fought right back for a birdie at No. 8 to get back to even par; a par at the ninth finished a strong day.

Senior Corrine Carr was the second-highest finisher for the Gamecocks, fighting her way to a closing 74 (+2) to finish at 217 (+1) overall, also a likely top-20 placement. Carr fought off bogeys at 12 and 13 by making back-to-back birdies at 14 and 15, then dropped another shot after a three-putt bogey at 16. She would hold on to par 17 and 18, then rolled off three more pars before bogeys at the windswept fourth and fifth holes. She would get one shot back with birdie at the seventh, then made two pars to close. Her 54-hole total of 217 equals a career-best, which previously came at the Mercedes-Benz Collegiate earlier this season.

Amanda Strang recovered from a tough 79 in Friday's second round to sign for a 73 (+1) Saturday, a six-shot improvement for the freshman. Standing 2-over after bogeys at 11 and 18, she finally got one stroke back with a birdie at the par-4 fifth. A bogey at No. 6 dropped her back to 2-over, then she made back-to-back birdies at the par-5 seventh and the lengthy par-3 eighth. However, a missed four-footer at nine kept her from level par as she finished 1-over for the day, 6-over for the week.

Taylor Barrett, the third senior on the Gamecock roster, was consistent throughout the week as she carded rounds of 76 (+4) all three days. A bogey-birdie start preceded six straight pars to keep her even as she came to the 18th. As with two of her teammates, she found rough going on the course's closing hole and made bogey to make the turn at 1-over. The wind got the best of her on the opening holes of the front nine as she made bogey on Nos. 1, 2 and 5, but recovered to post four straight pars to close a solid tournament.

South Carolina joined fellow SEC schools Tennessee, Auburn and Vanderbilt in advancing to the NCAA Championship, which runs May 18-21 at the Country Club of Landfall in Wilmington, N.C. Other schools advancing from the East Regional included Duke, Tulane, Pepperdine and TCU. Burnett's victory came by one shot over Auburn's Carlie Yadloczky, with Texas Tech's Rosalyn Kim earning the individual invitation to the NCAA Championships with her third-place finish at 4-under. First-round leader Nina Muehl of East Tennessee State tied for fourth place at 3-under with Tennessee freshman Erica Popson, the SEC runner-up.



*Head Coach Kalen Anderson, Taylor Barrett, Benedicte Toumpsin, Katie Burnett, Amanda Strang, Corrine Carr, Director of Golf Puggy Blackmon.*





**1993 - 7th of 18  
Santa Maria Golf Course  
May 13-15 • Baton Rouge, La.  
308-305-307=920**

|                 |              |      |
|-----------------|--------------|------|
| Siew Ai Lim     | 71-78-75=224 | 10th |
| Clarissa Childs | 82-76-72=230 | 29th |
| Kerry Zebick    | 76-77-79=232 | 34th |
| Rachel Bates    | 79-78-81=238 | 62nd |
| Tara Joy        | 82-74-84=240 | 71st |

**1994 - 10th of 19  
Forest Akers Country Club  
May 12-14 • East Lansing, Mich.  
326-313-320=959**

|                 |              |        |
|-----------------|--------------|--------|
| Siew Ai Lim     | 75-75-77=227 | 6th    |
| Rebekah Lee     | 82-80-79=241 | T-42nd |
| Clarissa Childs | 84-79-79=242 | T-46th |
| Jill Darr       | 86-79-89=254 | T-90th |
| Lea Bagwell     | 85-86-85=256 | 96th   |

**1995 - 4th of 19  
Quail Ridge Country Club  
May 11-13 • Memphis, Tenn.  
298-307-306=911**

|                 |              |        |
|-----------------|--------------|--------|
| Siew Ai Lim     | 73-71-70=214 | 1st    |
| Clarissa Childs | 79-76-78=233 | T-46th |
| Rebekah Lee     | 73-80-82=235 | T-57th |
| Julie Norris    | 75-80-82=237 | T-67th |
| Karin Fries     | 77-84-76=237 | T-67th |

**1996 - T-5th of 19  
Grand National Lakes Course  
May 9-11 • Auburn, Ala.  
307-303-309=919**

|                 |              |        |
|-----------------|--------------|--------|
| Clarissa Childs | 77-71-78=226 | T-12th |
| Siew Ai Lim     | 76-75-77=228 | T-18th |
| Rebekah Lee     | 77-75-81=233 | T-32nd |
| Karin Fries     | 77-82-76=235 | T-40th |
| Libby Howard    | 87-82-78=247 | T-83rd |

**1997 - 13th of 18  
Prairie Vista Golf Course  
May 8-10 • Normal, Ill.  
320-333-317=970**

|                     |              |        |
|---------------------|--------------|--------|
| Rebekah Lee         | 74-82-77=233 | T-9th  |
| C. Faaborg-Andersen | 84-84-77=245 | T-57th |
| Emma Lofgren        | 82-85-78=245 | T-57th |
| Libby Howard        | 80-83-85=248 | T-75th |
| Karin Fries         | 84-84-86=254 | T-97th |

**1999 - 7th of 19  
The University Club  
May 6-8 • Blythehood, S.C.  
299-302-307=908**

|                   |              |        |
|-------------------|--------------|--------|
| Cecilia Ekelundh  | 73-79-75=227 | T-27th |
| Emma Lofgren      | 75-74-79=228 | T-33rd |
| Lotte Moeller     | 79-70-79=228 | T-33rd |
| Stefanie Reynolds | 76-80-74=230 | T-47th |
| Apryl Arrants     | 75-79-79=233 | T-60th |

**2000 - 18th of 24  
OSU Scarlet Course  
May 11-13 • Columbus, Ohio  
306-314-314=934**

|                   |              |         |
|-------------------|--------------|---------|
| Kristy McPherson  | 73-81-76=230 | T-40th  |
| Stefanie Reynolds | 79-76-79=234 | T-65th  |
| Kacy Thompson     | 77-78-79=234 | T-65th  |
| Emma Lofgren      | 77-79-84=240 | T-94th  |
| Apryl Arrants     | 79-91-80=250 | T-118th |

**2001 - 6th of 21  
Finley Golf Course  
May 10-12 • Chapel Hill, N.C.  
305-293-306=904**

|                   |              |        |
|-------------------|--------------|--------|
| Kristy McPherson  | 73-69-72=214 | 3rd    |
| Stefanie Reynolds | 78-72-78=228 | T-30th |
| Marci Robinson    | 75-75-78=228 | T-30th |
| Sarah Kidd        | 80-77-85=242 | T-70th |
| Kacy Thompson     | 79-88-78=245 | T-73rd |

**2002 - 6th of 21  
The University Club  
May 9-11 • Baton Rouge, La.  
298-293-298=889**

|                    |              |        |
|--------------------|--------------|--------|
| Adrienne Gautreaux | 75-69-74=218 | T-9th  |
| Marci Robinson     | 74-74-76=224 | T-41st |
| Kacy Thompson      | 78-74-73=225 | T-45th |
| Kristy McPherson   | 75-76-75=226 | T-54th |
| Reetta Laakkonen   | 74-77-80=231 | T-70th |

**2003 - 7th of 21  
Salem Glen Country Club  
May 8-10 • Clemmons, N.C.  
303-287-294=884**

|                     |              |        |
|---------------------|--------------|--------|
| Kristy McPherson    | 68-71-70=209 | 2nd    |
| Adrienne Gautreaux  | 80-72-73=225 | T-40th |
| Marci Robinson      | 81-70-76=227 | T-54th |
| Kacy Thompson       | 80-74-75=229 | T-64th |
| Tiffany Catafygiotu | 75-82-76=233 | T-79th |

**2004 - 15th of 21  
Mission Inn Resort  
May 6-8 • Howey-In-The-Hills, Fla.  
303-287-294=884**

|                    |              |        |
|--------------------|--------------|--------|
| Adrienne Gautreaux | 71-77-74=222 | T-9th  |
| Jenna Pearson      | 83-76-82=241 | T-69th |
| Erica Battle       | 84-82-77=243 | T-78th |
| Marci Robinson     | 79-85-81=245 | T-83rd |
| Kory Thompson      | 83-85-84=252 | T-92nd |

**2005 - 9th of 21  
University of Florida Golf Course  
May 5-7 • Gainesville, Fla.  
293-307-303=903**

|                   |              |        |
|-------------------|--------------|--------|
| Jenna Pearson     | 70-77-72=219 | 14th   |
| Whitney Simons    | 73-75-76=224 | T-28th |
| Erica Battle      | 72-78-79=229 | T-51st |
| Caroline Rominger | 81-77-77=235 | T-77th |
| Blythe Worley     | 78-81-78=237 | T-81st |

**2006 - 13th of 21  
Bryan Park Champions Course  
May 11-13 • Browns Summit, N.C.  
296-297-304=897**

|                |              |        |
|----------------|--------------|--------|
| Blythe Worley  | 75-74-73=222 | 34th   |
| Laura Raffo    | 73-75-78=226 | T-54th |
| Erica Battle   | 72-74-81=227 | T-61st |
| Jenna Pearson  | 76-74-77=227 | T-61st |
| Whitney Simons | 76-80-76=232 | T-86th |

**2007 - T-9th of 21  
The University Club  
May 10-12 • Baton Rouge, La.  
290-289-295=875**

|                    |              |        |
|--------------------|--------------|--------|
| Bénédicte Toumpsin | 72-73-72=217 | T-26th |
| Camila Mori        | 73-72-73=218 | T-36th |
| Blythe Worley      | 72-72-74=218 | T-36th |
| Whitney Simons     | 73-73-76=222 | T-56th |
| Jenna Pearson      | 73-72-78=223 | T-59th |

**2008 - T-6th of 21  
UGA Golf Course  
May 8-10 • Athens, Ga.  
291-303-305=899**

|                    |              |        |
|--------------------|--------------|--------|
| Bénédicte Toumpsin | 68-70-76=214 | 1st    |
| Camila Mori        | 74-76-75=225 | T-24th |
| Blythe Worley      | 75-78-77=230 | T-48th |
| Whitney Simons     | 78-79-77=234 | T-68th |
| Taylor Barrett     | 74-80-81=235 | T-68th |

**2009 - 12th of 21  
Mark Bostick Golf Course  
May 7-9 • Gainesville, Fla.  
308-290-299=897**

|                    |              |        |
|--------------------|--------------|--------|
| Bénédicte Toumpsin | 79-71-71=221 | T-30th |
| Katie Burnett      | 75-72-75=222 | T-34th |
| Corrine Carr       | 75-76-76=227 | T-58th |
| Taylor Barrett     | 80-72-77=229 | T-67th |
| Meredith Taylor    | 79-75-81=235 | T-84th |

**2010 - 1st of 24  
Ironwood Golf & Country Club  
May 6-8 • Greenville, N.C.  
283-291-290=864**

|                    |              |        |
|--------------------|--------------|--------|
| Katie Burnett      | 67-72-71=210 | 1st    |
| Corrine Carr       | 72-71-74=217 | T-13th |
| Bénédicte Toumpsin | 74-72-72=218 | T-19th |
| Amanda Strang      | 70-79-73=222 | T-39th |
| Taylor Barrett     | 76-76-76=228 | T-73rd |

**2011 - 6th of 24  
Washington National Golf Course  
May 5-7 • Auburn, Wash.  
303-299-300=902**

|                    |              |        |
|--------------------|--------------|--------|
| Suzie Lee          | 77-72-73=222 | T-15th |
| Samantha Swinehart | 75-71-76=222 | T-15th |
| Katie Rose Higgins | 76-78-76=230 | T-49th |
| Katie Burnett      | 75-81-75=231 | T-52nd |
| Amanda Strang      | 79-78-81=238 | T-84th |

**2012 - 1st of 24  
Penn State Golf Course  
May 10-12 • State College, Pa.  
288-294-291=873**

|                  |              |        |
|------------------|--------------|--------|
| Katie Burnett    | 72-71-73=216 | T-3    |
| Amanda Strang    | 73-75-72=220 | T-14th |
| Justine Dreher   | 70-73-78=221 | T-19th |
| Suzie Lee        | 73-83-68=224 | T-41st |
| Meredith Swanson | 78-75-80=233 | T-87th |

**2013 - 4th of 24  
Stanford Golf Course  
May 9-11 • Stanford, Calif.  
296-285-293=874**

|                  |              |        |
|------------------|--------------|--------|
| Suzie Lee        | 73-71-73=217 | T-14th |
| Meredith Swanson | 75-70-73=218 | T-18th |
| Sarah Schmelzel  | 76-72-74=222 | T-33th |
| Justine Dreher   | 72-78-73=223 | T-39th |
| Mary Fran Hillow | 82-72-78=232 | T-85th |

**2014 - 2nd of 24  
SouthWood Golf Club  
May 8-10 • Tallahassee, Fla.  
291-283-285=854**

|                    |              |        |
|--------------------|--------------|--------|
| Justine Dreher     | 75-70-66=211 | T-4th  |
| Samantha Swinehart | 73-70-69=212 | T-7th  |
| Katelyn Dambaugh   | 76-70-71=217 | T-24th |
| Sarah Schmelzel    | 71-73-74=218 | T-29th |
| Suzie Lee          | 72-78-74=224 | T-65th |

**2015 - 1st of 18  
Lonnie Poole Golf Course  
May 7-9 • Raleigh, N.C.  
295-286-296=877**

|                  |              |        |
|------------------|--------------|--------|
| Justine Dreher   | 71-73-72=216 | T-5th  |
| Sarah Schmelzel  | 74-69-77=220 | 11th   |
| Katelyn Dambaugh | 78-73-70=221 | T-12th |
| Mary Fran Hillow | 76-71-77=224 | T-22nd |
| Jia Xin Yang     | 74-78-77=229 | T-48th |

**2016 - T-1st of 18  
University Club  
May 5-7 • Baton Rouge, La.  
290-277-290=857**

|                  |              |        |
|------------------|--------------|--------|
| Katelyn Dambaugh | 70-66-71=207 | 1st    |
| Sarah Schmelzel  | 75-69-72=216 | T-12th |
| Marion Veyseyre  | 70-77-72=219 | T-19th |
| Ainhoa Olarra    | 76-69-77=222 | 29th   |
| Isidora Nilsson  | 75-73-75=223 | T-30th |

**2017 - T-1st of 18  
OSU Golf Club  
May 8-10 • Columbus, Ohio  
290-277-290=857**

|                  |              |        |
|------------------|--------------|--------|
| Ana Pelaez       | 76-70-70=216 | T-1st  |
| Katelyn Dambaugh | 77-70-70=217 | T-3rd  |
| Ainhoa Olarra    | 76-73-70=219 | T-5th  |
| Marion Veyseyre  | 82-76-78=236 | T-61st |
| Jia Xing Yang    | 80-83-81=244 | T-82nd |

**2018 - 10th of 18  
TPC Harding Park  
May 7-9 • San Francisco, Calif.  
296-289-288=873**

|                 |              |        |
|-----------------|--------------|--------|
| Ainhoa Olarra   | 73-73-72=218 | T-27th |
| Lois Kaye Go    | 74-73-71=218 | T-27th |
| Ana Pelaez      | 74-72-75=221 | T-40th |
| Anita Uwadia    | 77-71-73=221 | T-40th |
| Marion Veyseyre | 75-74-72=221 | T-40th |





**1987 - T-14th of 17**  
**The Championship Course at UNM**  
**May 27-30 • Albuquerque, N.M.**  
**298-303-304-320=1225**

|                  |                 |         |
|------------------|-----------------|---------|
| Marianne Morris  | 75-74-72-76=297 | T-15th  |
| Truie Timmons    | 74-77-78-78=307 | T-60th  |
| Kim Belk         | 74-76-77-83=310 | T-73rd  |
| Kelly Brannon    | 75-76-78-83=312 | T-77th  |
| Elizabeth Macfie | 80-85-77-83=325 | T-102nd |

**1993 - 12th of 17**  
**UGA Golf Course**  
**May 26-29 • Athens, Ga.**  
**309-310-315-304=1238**

|                 |                 |        |
|-----------------|-----------------|--------|
| Tara Joy        | 79-79-77-73=308 | T-41st |
| Rachel Bates    | 75-76-77-83=311 | T-49th |
| Siew Ai Lim     | 77-77-82-76=312 | T-53rd |
| Kerry Zebick    | 78-78-79-80=315 | T-61st |
| Clarissa Childs | 83-80-82-75=320 | T-74th |

**1995 - T-9th of 18**  
**Pete Dye Course at Landfall**  
**May 24-27 • Wilmington, N.C.**  
**299-300-297-308=1204**

|                 |                 |        |
|-----------------|-----------------|--------|
| Siew Ai Lim     | 74-73-73-73=293 | T-9th  |
| Clarissa Childs | 71-75-74-76=296 | T-14th |
| Rebekah Lee     | 77-74-75-80=306 | T-44th |
| Karin Fries     | 77-78-75-81=311 | T-67th |
| Katie Weiss     | 83-89-86-79=337 | T-99th |

**1996 - 14th of 18**  
**LaQuinta Dunes Golf Resort**  
**May 22-25 • Palm Springs, Calif.**  
**334-311-329-321=1295**

|                 |                 |        |
|-----------------|-----------------|--------|
| Siew Ai Lim     | 78-74-84-70=306 | T-6th  |
| Libby Howard    | 87-76-79-82=324 | T-51st |
| Clarissa Childs | 84-79-81-83=327 | T-61st |
| Rebekah Lee     | 87-72-85-86=340 | T-86th |
| Karin Fries     | 85-87-90-90=352 | T-94th |

**1999 - 14th of 19**  
**Tulsa Country Club**  
**May 19-22 • Tulsa, Okla.**  
**313-313-315=941**

|                   |              |        |
|-------------------|--------------|--------|
| Cecilia Ekelundh  | 78-76-77=231 | T-35th |
| Emma Lofgren      | 79-77-80=236 | T-57th |
| Apryl Arrants     | 76-78-83=237 | T-63rd |
| Lotte Moeller     | 80-82-80=242 | T-77th |
| Stefanie Reynolds | 82-84-78=244 | T-85th |

**2001 - 24th of 24**  
**Mission Inn Resort**  
**May 22-25 • Howey-In-The-Hills, Fla.**  
**308-323-311-312=1254**

|                   |                 |         |
|-------------------|-----------------|---------|
| Kristy McPherson  | 75-83-72-73=303 | T-44th  |
| Marci Robinson    | 76-77-81-79=313 | T-88th  |
| Stefanie Reynolds | 78-83-78-78=317 | T-100th |
| Sarah Kidd        | 79-80-85-84=328 | T-114th |
| Kacy Thompson     | 81-86-80-82=329 | T-116th |

**2002 - 23rd of 24**  
**Univ. of Washington Golf Course**  
**May 21-24 • Auburn, Wash.**  
**298-298-308-313=1217**

|                    |                 |        |
|--------------------|-----------------|--------|
| Kristy McPherson   | 76-71-74-79=300 | T-55th |
| Reetta Laakkonen   | 72-74-80-75=301 | T-60th |
| Adrienne Gautreaux | 74-75-78-81=308 | T-95th |
| Kacy Thompson      | 76-78-77-78=309 | T-99th |
| Marci Robinson     | 76-78-79-81=314 | 112th  |

**2003 - 17th of 24**  
**Birck Boilermaker Golf Course**  
**May 20-23 • West Lafayette, Ind.**  
**318-318-309-303=1248**

|                     |                 |         |
|---------------------|-----------------|---------|
| Kristy McPherson    | 79-78-75-73=305 | T-39th  |
| Adrienne Gautreaux  | 80-79-75-76=310 | T-61st  |
| Tiffany Catafygiotu | 79-81-78-75=313 | T-76th  |
| Kacy Thompson       | 80-81-81-79=321 | T-90th  |
| Marci Robinson      | 85-80-81-82=328 | T-115th |



*The 2016 Gamecocks reached match play at the NCAA Championship for the first time in school history and equaled the program's best finish with a fifth-place showing.*

**2008 - 22nd of 24**  
**UNM Championship Course**  
**May 20-23 • Albuquerque, N.M.**  
**306-316-310-303=1235**

|                    |                 |         |
|--------------------|-----------------|---------|
| Camila Mori        | 78-73-76-74=301 | T-41st  |
| Bénédicte Toumpsin | 76-79-76-72=303 | T-48th  |
| Blythe Worley      | 75-85-79-76=315 | T-96th  |
| Whitney Simons     | 77-83-79-82=321 | T-114th |
| Taylor Barrett     | 84-81-82-81=328 | T-122nd |

**2010 - T-14th of 24**  
**Country Club of Landfall (Dye)**  
**May 18-21 • Wilmington, N.C.**  
**300-297-293-296=1186**

|                    |                 |         |
|--------------------|-----------------|---------|
| Katie Burnett      | 72-74-69-71=286 | T-9th   |
| Corrine Carr       | 76-75-76-71=298 | T-54th  |
| Bénédicte Toumpsin | 77-75-72-77=301 | T-67th  |
| Amanda Strang      | 75-73-81-77=306 | T-99th  |
| Taylor Barrett     | 77-76-76-78=307 | T-102nd |

**2011 - 18th of 24**  
**Texas A&M Traditions Club**  
**May 18-21 • College Station, Texas**  
**302-315-298-296=1211**

|                    |                 |         |
|--------------------|-----------------|---------|
| Katie Burnett      | 71-80-70-78=299 | T-37th  |
| Samantha Swinchart | 78-77-77-71=303 | T-55th  |
| Amanda Strang      | 75-79-75-76=305 | T-65th  |
| Suzie Lee          | 78-83-76-71=308 | T-80th  |
| Katie Rose Higgins | 84-79-79-80=322 | T-115nd |

**2012 - 5th of 24**  
**Vanderbilt Legends Club**  
**May 22-25 • Franklin, Tenn.**  
**302-281-300-293=1176**

|                  |                 |        |
|------------------|-----------------|--------|
| Katie Burnett    | 74-67-74-73=288 | 5th    |
| Amanda Strang    | 75-73-76-70=294 | T-21st |
| Meredith Swanson | 76-71-75-78=300 | T-59th |
| Justine Dreher   | 77-77-75-75=304 | T-77th |
| Suzie Lee        | 79-70-81-75=305 | T-84th |

**2013 - 20th of 24**  
**UGA Golf Course**  
**May 21-24 • Athens, Ga.**  
**304-305-292-310=1211**

|                  |                 |         |
|------------------|-----------------|---------|
| Justine Dreher   | 77-77-73-73=300 | T-48th  |
| Suzie Lee        | 74-78-75-77=304 | T-68th  |
| Sarah Schmelzel  | 76-80-70-79=305 | T-73rd  |
| Meredith Swanson | 79-74-74-82=309 | T-97th  |
| Mary Fran Hillow | 77-76-79-81=313 | T-109th |

**2014 - 13th of 24**  
**Tulsa Country Club**  
**May 20-23 • Tulsa, Okla.**  
**301-299-283-281=1164**

|                    |                 |        |
|--------------------|-----------------|--------|
| Samantha Swinchart | 73-76-68-67=284 | T-13th |
| Suzie Lee          | 75-78-71-71=295 | T-67th |
| Justine Dreher     | 80-73-73-70=296 | T-74th |
| Katelyn Dambaugh   | 75-77-73-73=298 | T-80th |
| Sarah Schmelzel    | 78-73-71-76=298 | T-80th |

**2015 - 17th of 24**  
**The Concession Golf Club**  
**May 22-27 • Bradenton, Fla.**  
**308-322-302=932**

|                  |                       |         |
|------------------|-----------------------|---------|
| Justine Dreher   | 76-76-74-72=298 (+10) | T-16th  |
| Katelyn Dambaugh | 70-82-74-77=303 (+13) | T-32nd  |
| Jia Xin Yang     | 79-77-74=230 (+14)    | T-45th  |
| Mary Fran Hillow | 83-87-81=251 (+35)    | T-123rd |
| Sarah Schmelzel  | 85-90-80=255 (+39)    | 128th   |

**2016 - 5th of 24**  
**Eugene Country Club**  
**May 20-25 • Eugene, Ore.**  
**293-289-290-290=1162**

**L, 3-2 in match play quarterfinals**

|                  |                       |        |
|------------------|-----------------------|--------|
| Katelyn Dambaugh | 69-73-71-74=287 (-1)  | T-11th |
| Ainhóa Olarra    | 73-71-73-71=288 (E)   | T-16th |
| Sarah Schmelzel  | 77-71-72-71=289 (+1)  | T-20th |
| Marion Veysseyre | 78-79-74-74=305 (+17) | T-73rd |
| Isidora Nilsson  | 76-74-81-81=312 (+24) | 81st   |

**2017 - 7th of 24**  
**Rich Harvest Farms**  
**May 19-24 • Sugar Grove, Ill.**  
**313-300-310=923**

|                  |                    |         |
|------------------|--------------------|---------|
| Ainhóa Olarra    | 76-70-77=223 (+7)  | T-10th  |
| Ana Pelaez       | 75-76-81=232 (+16) | T-50th  |
| Katelyn Dambaugh | 80-78-74=232 (+16) | T-50th  |
| Marion Veysseyre | 82-83-81=246 (+30) | T-116th |
| Anita Uwadia     | 94-76-78=248 (+32) | T-122nd |

**Individual Gamecocks in NCAA Championships**

**May 28-31, 1986**  
**OSU Golf Course • Columbus, Ohio**  
 Marianne Morris 76-76-78-75=305 38th

**May 23-26, 1990**  
**Arthur Hills GC • Hilton Head, S.C.**  
 Debbie Eckroth 80-82-77-72=311 35th

**May 25-28, 1994**  
**Oregon Golf Club • Eugene, Ore.**  
 Siew Ai Lim 75-74-79-80=308 20th

**May 21-24, 1997**  
**OSU Scarlet Course • Columbus, Ohio**  
 Rebekah Lee 80-73-76-80=309 61st

**May 18-21, 2004**  
**Grand National Lake Course • Auburn, Ala.**  
 Adrienne Gautreaux 72-78-70=293 22nd

**May 17-20, 2005**  
**Meadows Golf Course • Sunriver, Ore.**  
 Jenna Pearson 79-79-72-73=303 60th



# 2002 SEC Champions

**South Carolina knocks off top-ranked Auburn by three strokes to claim first SEC crown; McPherson earns medalist honors for second-straight year.**

No. 25 South Carolina captured the women's golf program's first Southeastern Conference Championship behind a school-record three-day total of 861. The Gamecocks finished three shots ahead of Auburn after entering the final round tied with the top-ranked team.

While the Gamecocks were posting their first team title, junior All-American Kristy McPherson made it a clean sweep as she became just the second player in SEC women's golf history to win back-to-back individual titles. She carded a three-day 209 to win the title by two strokes over Vanderbilt's Nicki Cutler. McPherson continued her mastery of the SEC Tournament by posting her sixth-straight sub-par round in the event and, after opening last year's tournament with a five-under 67, has led each round in the SEC Championship over the last two seasons. The only other SEC women's golfer to earn back-to-back SEC individual titles was Florida's Deb Richard, who won three-consecutive crowns from 1982-84.

"I'm so proud of the ladies," said head coach Kristi Coggins. "They played with so much heart and fought until the final putt dropped. Our goal was to be in contention coming into the final round because we have played so well all spring on the last day.

The Gamecocks picked the right time to crush the previous school record for team tournament score, topping it by 23 strokes. The 861 was also three strokes better than the SEC Championship record of 864 set by Georgia at the 1988 event at Gulf Breeze, Fla. Prior to posting 290 or lower in all three rounds at the event, Carolina had turned in just four sub-300 rounds all season.

South Carolina shot its highest score of the tournament in the final round, but played a solid back nine to recapture the lead and hold on. USC stood at five-over par after the first nine holes and fell three strokes behind No. 9 Tennessee, which was eight-under at the turn. But the Lady Vols cooled down, and the Gamecocks played the back nine collectively at three-under to win the title. Carolina handed Auburn its fifth second-place showing on the year to go along with its five tournament victories. Tennessee finished third, five shots off the pace.

In the individual competition, McPherson got a scare from Vanderbilt's Nicki Cutler, who finished before her and was in the clubhouse with a five-under 211 after a final-round 67. Tied with Cutler entering the final six holes, McPherson carded three birdies down the stretch and earned the win. Her 209 was the second-best individual three-round score in SEC Tournament history, two strokes off the previous record of 207, which she shot in 2001.

"Every putt ... every shot ... all I wanted to do was make it for the team," McPherson said. "(Winning the individual title) this year is so much better because

the team won. It was awesome last year – don't get me wrong – but I get to share it with the team this season. I was thinking about team honors all weekend, and it just so happened that the individual victory came around."

Junior Kacy Thompson of Columbia fell from fourth to 15th place with a final-round 79 (219 total). Junior Adrienne Gautreaux had a three-over 75 on the last day and finished tied for 17th place at 222. Reetta Laakkonen had a three-day total of 223 and finished tied for 18th place, thanks to second- and third-round 71s, which tied her lowest career rounds. Sophomore Marci Robinson had a one-over 73 in the last round and tied for 22nd place.



Head coach Kristi Coggins, Adrienne Gautreaux, Marci Robinson, Kristy McPherson, Reeta Laakkonen, Kacy Thompson and assistant coach Clarissa Childs.

## 2002 SEC Championship

Univ. of Georgia Golf Course :: Par 72 :: 6,104 yards

### Team Standings

|                      |                 |
|----------------------|-----------------|
| 1. South Carolina    | 289-282-290=861 |
| 2. Auburn            | 280-291-293=864 |
| 3. Tennessee         | 295-282-289=866 |
| 4. Vanderbilt        | 300-294-281=875 |
| 5. Georgia           | 298-302-288=888 |
| 6. Florida           | 298-295-304=897 |
| 7. Alabama           | 305-306-307=918 |
| 8. LSU               | 303-313-305=921 |
| 9. Mississippi State | 317-310-302=929 |
| Ole Miss             | 310-314-305=929 |
| 11. Arkansas         | 320-301-313=934 |
| 12. Kentucky         | 312-317-315=944 |

### Individual Top 25

|                                  |                   |
|----------------------------------|-------------------|
| 1. Kristy McPherson (S. Car.)    | 69-69-71=209 (-7) |
| 2. Nicki Cutler (Vanderbilt)     | 72-72-67=211 (-5) |
| 3. Celeste Troche (Auburn)       | 70-71-71=212 (-4) |
| Young-A Yang (Tennessee)         | 69-72-71=212 (-4) |
| 5. Meredith Duncan (LSU)         | 69-75-71=215 (-1) |
| Mary Jan Fernandez (Tenn.)       | 77-66-72=215 (-1) |
| Tina Schneeberger (Tenn.)        | 71-71-73=215 (-1) |
| 8. Danielle Downey (Auburn)      | 69-76-72=217 (+1) |
| 9. Angela Jerman (Georgia)       | 74-74-70=218 (+2) |
| 10. Sarah Jacobs (Vanderbilt)    | 76-71-72=219 (+3) |
| Diana Ramage (Auburn)            | 70-75-74=219 (+3) |
| Summer Sirmons (Georgia)         | 73-75-71=219 (+3) |
| Courtney Swaim (Auburn)          | 71-72-76=219 (+3) |
| 14. Sarah Johnston (Alabama)     | 75-72-73=220 (+4) |
| 15. Kacy Thompson (S. Carolina)  | 72-70-79=221 (+5) |
| Courtney Wood (Vanderbilt)       | 78-75-68=221 (+5) |
| 17. Adrienne Gautreaux (S. Car.) | 75-72-75=222 (+6) |
| 18. Jeanne Cho (Florida)         | 76-75-72=223 (+7) |
| Whitney Code (Florida)           | 70-73-80=223 (+7) |
| Elizabeth Hoffman (Ole Miss)     | 76-76-71=223 (+7) |
| Reetta Laakkonen (S. Carolina)   | 81-71-71=223 (+7) |
| 22. Natalia Nicholls (Georgia)   | 76-75-74=225 (+9) |
| Marci Robinson (S. Carolina)     | 73-79-73=225 (+9) |
| Brittany Straza (Florida)        | 76-74-75=225 (+9) |
| Meredith Ward (Vanderbilt)       | 74-77-74=225 (+9) |







**Metro Conference**



**1988-91**

**1988 - 2nd of 4 Sandestin Resort  
May 4-6 • Destin, Fla.  
315-312-304=931**

|                  |              |       |
|------------------|--------------|-------|
| Elizabeth Macfie | 75-77-75=227 | 3rd   |
| Kim Belk         | 79-78-77=234 | 6th   |
| Liz Galbraith    | 82-78-75=235 | T-7th |
| Cathy Rumpfelt   | 84-79-77=240 | T-9th |
| Aileen Robertson | 79-85-82=246 | 14th  |

**1989 - 2nd of 4 Sandestin Resort  
May 5-7 • Destin, Fla.  
308-307-304=919**

|                  |              |       |
|------------------|--------------|-------|
| Debbie Eckroth   | 78-72-72=222 | 1st   |
| Kim Belk         | 74-73-79=226 | 3rd   |
| Cathy Rumpfelt   | 79-80-76=235 | T-8th |
| Aileen Robertson | 77-82-77=236 | 10th  |
| Vikki Valentine  | 84-84-80=248 | 13th  |

**1990 - 1st of 5 Sandestin Resort  
May 4-6 • Destin, Fla.  
304-310-304=918**

|                  |              |      |
|------------------|--------------|------|
| Aileen Robertson | 75-77-73=225 | 2nd  |
| Vikki Valentine  | 74-77-77=228 | 4th  |
| Debbie Eckroth   | 77-78-75=230 | 5th  |
| Sofia Gervas     | 78-78-79=235 | 8th  |
| Cathy Rumpfelt   | 85-79-80=244 | 11th |

**1991 - 3rd of 5 Sandestin Resort  
April 27-28 • Destin, Fla.  
313-333=646**

|                  |           |      |
|------------------|-----------|------|
| Debbie Eckroth   | 77-82=159 | 9th  |
| Aileen Robertson | 79-81=160 | 10th |
| Rachel Bates     | 77-86=163 | 11th |
| Vikki Valentine  | 80-84=164 | 12th |
| Sofia Gervas     | 84-86=170 | 16th |

**1992 - 3rd of 10 Santa Maria Golf Course  
May 11-13 • Baton Rouge, La.  
304-304-304=912**

|                 |              |        |
|-----------------|--------------|--------|
| Vikki Valentine | 76-74-72=222 | 5th    |
| Lea Bagwell     | 76-75-76=227 | 11th   |
| Debbie Eckroth  | 79-74-78=231 | T-16th |
| Margaret Hickey | 73-81-78=232 | 18th   |
| Rachel Bates    | 84-86-78=248 | T-42nd |

**Southeastern Conference**



**1992-present**

**1993 - 3rd of 11 Colonial Country Club  
April 30-May 2 • Jackson, Miss.  
301-315=616**

|                 |           |        |
|-----------------|-----------|--------|
| Rachel Bates    | 75-79=154 | T-11th |
| Clarissa Childs | 72-82=154 | T-11th |
| Siew Ai Lim     | 76-80=156 | T-15th |
| Tara Joy        | 81-76=157 | T-18th |
| Kerry Zebick    | 78-80=158 | T-21st |

**1994 - 5th of 11 Old Waverly Golf Club  
April 29-May 1 • West Point, Miss.  
291-292-321=904**

|                 |              |        |
|-----------------|--------------|--------|
| Lea Bagwell     | 73-73-78=224 | T-7th  |
| Siew Ai Lim     | 71-72-81=224 | T-7th  |
| Rebekah Lee     | 75-73-78=226 | T-12th |
| Clarissa Childs | 72-74-84=230 | T-20th |
| Jill Darr       | 83-80-86=249 | T-50th |

**1995 - 2nd of 11 Legends Club of Tennessee  
April 21-23 • Franklin, Tenn.  
310-303-308=921**

|                 |              |        |
|-----------------|--------------|--------|
| Clarissa Childs | 76-72-77=225 | T-3rd  |
| Siew Ai Lim     | 81-73-73=227 | 5th    |
| Rebekah Lee     | 83-75-76=234 | T-12th |
| Karin Fries     | 74-83-83=240 | 25th   |
| Julie Norris    | 79-85-82=246 | T-37th |

**1996 - T-3rd of 12 Willow Creek Golf Club  
April 19-21 • Knoxville, Tenn.  
310-300=610**

|                 |           |        |
|-----------------|-----------|--------|
| Siew Ai Lim     | 74-72=146 | T-2nd  |
| Rebekah Lee     | 78-76=154 | T-11th |
| Clarissa Childs | 78-78=156 | T-22nd |
| Libby Howard    | 80-76=156 | T-22nd |
| Karin Fries     | 84-76=160 | T-32nd |

**1997 - 4th of 12 The University Club  
April 18-20 • Blythewood, S.C.  
317-294-299=910**

|                     |              |        |
|---------------------|--------------|--------|
| C. Faaborg-Andersen | 80-74-71=225 | T-6th  |
| Rebekah Lee         | 78-72-75=225 | T-6th  |
| Libby Howard        | 79-74-75=228 | T-14th |
| Karin Fries         | 85-75-78=238 | T-35th |
| Emma Lofgren        | 80-74-85=239 | T-38th |

**1998 - 8th of 12 Riverchase Country Club  
April 17-19 • Tuscaloosa, Ala.  
318-312-303=933**

|               |              |        |
|---------------|--------------|--------|
| Lotte Moeller | 77-74-75=226 | 11th   |
| Emma Lofgren  | 81-80-72=233 | T-27th |
| Apryl Arrants | 77-80-78=235 | 29th   |
| Libby Howard  | 84-78-78=240 | T-43rd |
| Abby Derman   | 83-84-84=251 | T-56th |

**1999 - 10th of 12 Grand National Lake Course  
April 16-18 • Opelika, Ala.  
318-314-320=952**

|                   |              |        |
|-------------------|--------------|--------|
| Cecilia Ekelundh  | 77-73-80=230 | T-9th  |
| Emma Lofgren      | 78-79-80=237 | T-27th |
| Stefanie Reynolds | 80-80-78=238 | T-32nd |
| Lotte Moeller     | 83-82-83=248 | T-46th |
| Apryl Arrants     | 84-83-82=249 | 51st   |

**2000 - 8th of 12 Pinnacle Country Club  
April 21-23 • Rogers, Ark.  
314-326-319=959**

|                   |              |        |
|-------------------|--------------|--------|
| Kristy McPherson  | 77-79-74=230 | T-11th |
| Apryl Arrants     | 80-82-81=243 | T-37th |
| Emma Lofgren      | 79-86-79=244 | T-41st |
| Stefanie Reynolds | 78-84-85=247 | T-45th |
| Kacy Thompson     | 86-81-85=252 | T-52nd |



*Kristy McPherson won the 2001 and 2002 SEC Championships, becoming just the second two-time medalist in SEC Championship history.*





**2001 - T-3rd of 12**  
**Univ. of Florida Golf Course**  
**April 20-22 • Gainesville, Fla.**  
**295-290-302=887**

|                   |              |        |
|-------------------|--------------|--------|
| Kristy McPherson  | 67-70-70=207 | 1st    |
| Sarah Kidd        | 75-74-77=226 | T-20th |
| Marci Robinson    | 75-73-78=226 | T-20th |
| Stefanie Reynolds | 78-73-77=228 | T-26th |
| Kacy Thompson     | 86-77-81=244 | T-51st |

**2002 - 1st of 12**  
**UGA Golf Course**  
**April 19-21 • Athens, Ga.**  
**289-282-290=861**

|                    |              |        |
|--------------------|--------------|--------|
| Kristy McPherson   | 69-69-71=209 | 1st    |
| Kacy Thompson      | 72-70-79=221 | T-15th |
| Adrienne Gautreaux | 75-72-75=222 | T-17th |
| Reetta Laakkonen   | 81-71-71=223 | T-18th |
| Marci Robinson     | 73-79-73=225 | T-22nd |

**2003 - 4th of 12**  
**University Club**  
**April 18-20 • Lexington, Ky.**  
**295-308-311=914**

|                     |              |        |
|---------------------|--------------|--------|
| Kristy McPherson    | 68-71-81=220 | 3rd    |
| Adrienne Gautreaux  | 73-77-74=224 | T-8th  |
| Marci Robinson      | 84-80-73=237 | T-29th |
| Kacy Thompson       | 76-80-85=241 | T-38th |
| Tiffany Catafygiotu | 78-82-83=243 | T-42nd |

**2004 - 7th of 12**  
**UGA Golf Course**  
**April 16-18 • Athens, Ga.**  
**303-300-296=899**

|                    |              |        |
|--------------------|--------------|--------|
| Erica Battle       | 79-74-71=224 | T-20th |
| Adrienne Gautreaux | 75-74-75=224 | T-20th |
| Marci Robinson     | 73-77-75=225 | T-26th |
| Jenna Pearson      | 76-75-76=227 | T-31st |
| Kory Thompson      | 79-80-75=234 | T-42nd |

**2005 - 7th of 12**  
**Tunica National Golf Course**  
**April 15-17 • Tunica, Miss.**  
**313-301-300=914**

|                     |              |        |
|---------------------|--------------|--------|
| Whitney Simons      | 76-73-78=227 | T-12th |
| Erica Battle        | 80-78-70=228 | T-15th |
| Caroline Rominger   | 79-76-73=228 | T-15th |
| Jenna Pearson       | 78-74-82=234 | T-34th |
| Tiffany Catafygiotu | 80-83-79=242 | T-51st |

**2006 - 8th of 12**  
**Vanderbilt Legends Club**  
**April 14-16 • Franklin, Tenn.**  
**310-293-300=903**

|                |              |        |
|----------------|--------------|--------|
| Jenna Pearson  | 75-74-72=221 | T-7th  |
| Whitney Simons | 75-73-75=223 | T-16th |
| Erica Battle   | 79-73-78=230 | T-35th |
| Blythe Worley  | 84-73-75=232 | T-41st |
| Laura Raffo    | 81-81-78=240 | T-53rd |

**2007 - 4th of 12**  
**Old Waverly Golf Club**  
**April 20-22 • West Point, Miss.**  
**295-289-303=887**

|                    |              |        |
|--------------------|--------------|--------|
| Jenna Pearson      | 74-66-77=217 | T-5th  |
| Blythe Worley      | 70-74-76=220 | 10th   |
| Camila Mori        | 76-70-77=223 | T-18th |
| Benedicte Toumpsin | 75-79-73=227 | T-25th |
| Whitney Simons     | 81-81-77=239 | T-49th |

**2008 - 5th of 12**  
**Tennessee National**  
**April 18-20 • Loudon, Tenn.**  
**300-319-296=915**

|                    |              |        |
|--------------------|--------------|--------|
| Benedicte Toumpsin | 72-72-72=216 | 3rd    |
| Taylor Barrett     | 76-79-71=226 | 14th   |
| Camila Mori        | 78-84-75=237 | T-36th |
| Blythe Worley      | 77-84-80=241 | T-46th |
| Whitney Simons     | 75-DQ-78     | DQ     |

**2009 - 9th of 12**  
**Cobblestone Park Golf Club**  
**April 17-19 • Blythewood, S.C.**  
**299-300-298=897**

|                    |              |        |
|--------------------|--------------|--------|
| Bénédicte Toumpsin | 72-69-73=213 | 2nd    |
| Katie Burnett      | 74-78-74=226 | T-32nd |
| Corrine Carr       | 73-77-76=226 | T-32nd |
| Taylor Barrett     | 80-78-75=233 | 44th   |
| Cayci Ruppe        | 82-76-84=242 | 57th   |

**2010 - 7th of 12**  
**NorthRiver Yacht Club**  
**April 16-18 • Tuscaloosa, Ala.**  
**289-290-288=867**

|                    |              |        |
|--------------------|--------------|--------|
| Katie Burnett      | 72-70-72=214 | 15th   |
| Benedicte Toumpsin | 68-72-77=217 | 20th   |
| Corrine Carr       | 76-75-67=218 | T-21st |
| Amanda Strang      | 74-74-72=220 | T-28th |
| Taylor Barrett     | 75-74-78=227 | T-44th |

**2011 - 5th of 12**  
**Auburn University Club**  
**April 15-17 • Auburn, Ala.**  
**302-304-287=893**

|                    |              |        |
|--------------------|--------------|--------|
| Suzie Lee          | 73-73-73=219 | T-9th  |
| Katie Burnett      | 75-79-73=227 | T-24th |
| Katie Rose Higgins | 77-78-72=227 | T-24th |
| Amanda Strang      | 83-76-69=228 | T-29th |
| Samantha Swinehart | 77-77-75=229 | T-32nd |

**2012 - 6th of 12**  
**Blessings Golf Club**  
**April 20-22 • Fayetteville, Ark.**  
**315-308-313=936**

|                    |              |        |
|--------------------|--------------|--------|
| Katie Burnett      | 80-75-75=230 | T-12th |
| Justine Dreher     | 77-75-78=230 | T-12th |
| Amanda Strang      | 77-81-77=235 | T-26th |
| Samantha Swinehart | 81-77-86=244 | T-42nd |
| Meredith Swanson   | 81-82-83=246 | T-46th |

**2013 - 3rd of 14**  
**Greystone Golf Club**  
**April 19-21 • Birmingham, Ala.**  
**306-309-303=918**

|                  |              |        |
|------------------|--------------|--------|
| Justine Dreher   | 74-76-76=226 | T-3rd  |
| Sarah Schmelzel  | 76-76-76=228 | T-8th  |
| Suzie Lee        | 78-76-79=233 | T-28th |
| Meredith Swanson | 78-81-76=235 | T-37th |
| Mary Fran Hillow | 86-83-75=244 | 63rd   |

**2014 - 2nd of 14**  
**Greystone Golf Club**  
**April 18-20 • Birmingham, Ala.**  
**301-299-290=890**

|                    |              |        |
|--------------------|--------------|--------|
| Justine Dreher     | 73-74-71=218 | 4th    |
| Sarah Schmelzel    | 74-75-73=222 | T-10th |
| Katelyn Dambaugh   | 78-73-73=224 | T-14th |
| Suzie Lee          | 76-77-77=230 | T-35th |
| Samantha Swinehart | 80-78-73=231 | T-40th |

**2015 - 2nd of 14**  
**Greystone Golf Club**  
**April 18-20 • Birmingham, Ala.**  
**301-299-290=890**

|                  |              |        |
|------------------|--------------|--------|
| Justine Dreher   | 70-72-70=212 | T-4th  |
| Katelyn Dambaugh | 73-65-74=212 | T-4th  |
| Sarah Schmelzel  | 77-72-72=221 | T-21st |
| Jia Xin Yang     | 80-71-70=221 | T-21st |
| Mary Fran Hillow | 79-75-72=226 | T-39th |

**2016 - 5th of 14**  
**Greystone Golf Club**  
**April 15-17 • Birmingham, Ala.**  
**298-301-289=888**

|                  |              |        |
|------------------|--------------|--------|
| Katelyn Dambaugh | 72-71-66=209 | 2nd    |
| Ainhua Olarra    | 69-77-71=217 | 8th    |
| Sarah Schmelzel  | 82-77-71=230 | T-44th |
| Jia Xin Yang     | 76-82-81=239 | T-66th |
| Marion Veysseyre | 81-76-86=243 | 70th   |

**2017 - T-5th of 14**  
**Greystone Golf Club**  
**April 21-23 • Birmingham, Ala.**  
**286-290-284=860**

|                  |              |        |
|------------------|--------------|--------|
| Katelyn Dambaugh | 68-70-66=204 | 1st    |
| Ainhua Olarra    | 76-73-69=218 | T-25th |
| Ana Pelaez       | 70-73-77=220 | T-30th |
| Marion Veysseyre | 72-74-76=222 | T-36th |
| Jia Xin Yang     | 77-74-73=224 | T-42nd |

**2018 - 2nd of 14**  
**Greystone Golf Club**  
**April 18-22 • Birmingham, Ala.**  
**291-291-285=867**

|                  |              |        |
|------------------|--------------|--------|
| Ainhua Olarra    | 70-69-70=209 | T-1st  |
| Lois Kaye Go     | 72-75-71=218 | T-9th  |
| Marion Veysseyre | 72-76-72=220 | T-13th |
| Anita Uwadia     | 77-72-73=222 | 18th   |
| Ana Pelaez       | 77-75-72=224 | T-21st |

**Match Play Results**

- #1 South Carolina def. #8 Missouri, 3-0 (Quarterfinals)
- #1 South Carolina def. #4 Georgia, 3-1 (Semifinals)
- #1 South Carolina falls to #3 Arkansas, 3-2 (Finals)



Ainhua Olarra's victory at the 2018 conference tournament gave Carolina back-to-back SEC Individual Champions



**1980-81 Head Coach: Bobby Foster**

|          |  |                      |       |       |       |       |
|----------|--|----------------------|-------|-------|-------|-------|
| 1980-81  | Purdue Invitational (Fall).....        | 317-298=615          | ..... | 1     | of 9  |       |
| 1980-81  | Duke Fall Invitational.....            | .....                | 321   | ..... | 2     | of 12 |
| 1980-81  | Lady Tar Heel Invitational (Fall)..... | 326-302-321=949      | ..... | 4     | of 27 |       |
| 9/22-24  | Lady Seminole Invitational.....        | 313-321-308=942      | ..... | 10    | of 17 |       |
| 10/13-15 | Georgia Invitational.....              | 346-344-325=1015     | ..... | 10    | of 22 |       |
| 3/6-8    | Tiger-Tide Invitational.....           | 337-324-318=979      | ..... | 4     | of 13 |       |
| 3/20-22  | Duke Spring Invitational.....          | 311-322-329=962      | ..... | 2     | of 18 |       |
| 3/26-28  | Lady Paladin Invitational.....         | 306-318-305=929      | ..... | 10    | of 23 |       |
| 4/3-5    | Lady Gamecock Invitational.....        | 306-307-312=925      | ..... | 1     | of 5  |       |
| 4/6-7    | Wake Forest-App. St.-S. Carolina.....  | 326-312=638          | ..... | 1     | of 3  |       |
| 4/13-15  | Lady Kat Invitational.....             | 325-315-319=959      | ..... | 6     | of 18 |       |
| 4/17-18  | Marshall Invitational.....             | 315-320=635          | ..... | 3     | of 11 |       |
| 6/17-20  | AIAW Invitational.....                 | 311-331-305-320=1267 | ..... | 16    | of 25 |       |

**1981-82 Head Coach: Bobby Foster**

|          |  |                 |       |       |       |       |
|----------|--|-----------------|-------|-------|-------|-------|
| 1981-82  | Lady Gator Invitational.....           | 316-316-304=936 | ..... | 10    | of 15 |       |
| 1981-82  | Memphis State Invitational (Fall)..... | 314-311-318=943 | ..... | 7     | of 15 |       |
| 9/18-20  | Lady Seminole Invitational.....        | .....           | 961   | ..... | 13    | of 17 |
| 10/1-2   | Dick McGuire Tournament.....           | 316-318-315=949 | ..... | 14    | of 24 |       |
| 2/28-3/2 | Peggy Kirk Bell Invitational.....      | .....           | ..... | ..... | ..... | ..... |
| 3/8-10   | NC State Invitational.....             | .....           | ..... | ..... | ..... | ..... |
| 3/25-27  | Lady Paladin Invitational.....         | 310-324-314=948 | ..... | 12    | of 21 |       |
| 4/9-22   | Lady Gamecock Invitational.....        | 295-293-309=897 | ..... | 1     | of 12 |       |
| 4/23-25  | Duke Spring Invitational.....          | 319-314-316=949 | ..... | 2     | ..... |       |
| 4/30-5/2 | Women's Southern Intercollegiate.....  | .....           | ..... | ..... | ..... | ..... |

**1982-83 Head Coach: Jeff Howell**

|          |  |             |       |       |       |       |
|----------|--|-------------|-------|-------|-------|-------|
| 1982-83  | University of Alabama Tournament.....      | 308-324=632 | ..... | 6     | ..... |       |
| 2/11-12  | Lady Gator Invitational.....               | .....       | 656   | ..... | 14    | of 18 |
| 1982-83  | Peggy Kirk Bell Invitational (Spring)..... | .....       | 990   | ..... | 13    | of 17 |
| 1982-83  | Azalea Invitational (Spring).....          | .....       | 967   | ..... | 3     | of 8  |
| 1982-83  | Duke Spring Invitational.....              | .....       | 1009  | ..... | 11    | of 15 |
| 4/29-5/1 | Women's Southern Invitational.....         | .....       | 1007  | ..... | 16    | of 17 |

**1983-84 Head Coach: Donna Noonan**

|          |   |                  |       |       |       |       |
|----------|---|------------------|-------|-------|-------|-------|
| 9/25-27  | Lady Seminole Classic.....              | 308-318-319=945  | ..... | 12    | of 16 |       |
| 10/7-9   | Duke Invitational.....                  | 312-321-306=939  | ..... | 5     | of 12 |       |
| 10/15-17 | Lady Kat Invitational.....              | 316-313=629      | ..... | 4     | of 15 |       |
| 10/21-23 | Lady Tar Heel Tournament.....           | 322-315=637      | ..... | 7     | of 19 |       |
| 11/6-8   | Alabama Seascape Tournament.....        | 340-336-323=999  | ..... | 14    | of 18 |       |
| 11/13-15 | Pat Bradley Invitational.....           | 338-331-336=1005 | ..... | 16    | of 17 |       |
| 2/24-26  | Lady Gator Invitational.....            | 322-331-332=985  | ..... | 16    | of 17 |       |
| 3/9-11   | Lady Trojan Invitational.....           | 336-327-336=999  | ..... | 11    | of 18 |       |
| 3/22-24  | Lady Paladin.....                       | .....            | ..... | ..... | ..... | ..... |
| 4/6-8    | Duke Spring Invitational.....           | 318-316-312=946  | ..... | 3     | of 15 |       |
| 4/15-17  | Fall Creek Falls Cancelled Classic..... | 318-344-316=978  | ..... | 8     | of 11 |       |
| 4/27-29  | Women's Southern Intercollegiate.....   | 321-325-315=961  | ..... | 9     | of 17 |       |

**1984-85 Head Coach: Donna Noonan**

|          |                                       |                 |       |    |       |
|----------|---------------------------------------|-----------------|-------|----|-------|
| 9/23-25  | Lady Seminole Classic.....            | 307-309-309=925 | ..... | 11 | of 17 |
| 10/8-9   | Lady Tiger Invitational.....          | 320-319=639     | ..... | 5  | of 18 |
| 10/15-17 | Lady Kat Invitational.....            | 312-319-322=953 | ..... | 11 | of 17 |
| 10/26-28 | Lady Tar Heel Tournament.....         | 320-317-310=947 | ..... | 9  | of 14 |
| 11/3-5   | Alabama Seascape Tournament.....      | 304-319=623     | ..... | 4  | of 18 |
| 1/25-27  | OSU/Guadalajara Invitational.....     | 309-324-326=959 | ..... | 14 | of 16 |
| 2/22-24  | Lady Gator Invitational.....          | 321-314-307=942 | ..... | 12 | of 15 |
| 3/8-10   | Hudson Industries Invitational.....   | 313-311-314=938 | ..... | 10 | of 23 |
| 3/21-23  | Lady Paladin Invitational.....        | 316-341-320=977 | ..... | 12 | of 23 |
| 3/29-31  | South Carolina Invitational.....      | 313-304-307=924 | ..... | 1  | of 14 |
| 4/26-28  | Women's Southern Intercollegiate..... | 319-319-324=962 | ..... | 13 | of 16 |

**1985-86 Head Coach: Donna Noonan**

|          |                                       |                 |       |    |       |
|----------|---------------------------------------|-----------------|-------|----|-------|
| 9/20-22  | Lady Seminole Classic.....            | 315-299-309=923 | ..... | 9  | of 19 |
| 10/6-8   | Memphis Women's Intercollegiate.....  | 308-313-310=931 | ..... | 2  | of 17 |
| 10/25-27 | Lady Tar Heel Invitational.....       | 307-311-302=920 | ..... | 5  | of 14 |
| 11/1-3   | Ford Collegiate Invitational.....     | 312-316-316=944 | ..... | 6  | of 12 |
| 1/26-28  | OSU/Guadalajara Invitational.....     | 320-312-295=927 | ..... | 9  | of 15 |
| 3/9-10   | Hudson Industries Invitational.....   | 312-306-313=931 | ..... | 4  | of 21 |
| 3/20-22  | Lady Paladin Invitational.....        | 324-329-317=970 | ..... | 9  | of 14 |
| 3/28-30  | South Carolina Invitational.....      | 308-306-303=917 | ..... | 2  | of 13 |
| 4/11-13  | TPC Invitational.....                 | 297-311-296=904 | ..... | 3  | of 7  |
| 4/25-27  | Women's Southern Intercollegiate..... | 320-312-319=951 | ..... | 10 | of 16 |

**1986-87 Head Coach: Donna Noonan**

|          |                                      |                      |             |       |       |       |
|----------|--------------------------------------|----------------------|-------------|-------|-------|-------|
| 9/19-21  | Ford Collegiate Invitational.....    | 306-313-301=920      | .....       | 2     | of 12 |       |
| 9/26-28  | Lady Seminole Invitational.....      | 311-305-318=934      | .....       | 4     | of 17 |       |
| 10/5-7   | Memphis Women's Intercollegiate..... | 302-309-310=921      | .....       | 3     | of 15 |       |
| 10/24-26 | Lady Tar Heel Tournament.....        | 300-322-305=927      | .....       | 6     | of 16 |       |
| 11/17-19 | U.S. International Invitational..... | 303-309-312=924      | .....       | 5     | of 15 |       |
| 2/27-28  | LSU Intercollegiate.....             | .....                | 311-308=619 | ..... | 2     | of 15 |
| 3/6-8    | Hudson Industries Invitational.....  | 296-316-307=919      | .....       | 1     | of 14 |       |
| 3/27-29  | South Carolina Invitational.....     | 305-304-301=910      | .....       | 2     | of 12 |       |
| 4/17-19  | Woodbridge Collegiate.....           | 291-300-299=890      | .....       | 1     | of 10 |       |
| 4/24-26  | Southern Intercollegiate.....        | 312-309-306=927      | .....       | 2     | of 17 |       |
| 5/27-30  | NCAA Championship.....               | 298-303-304-320=1225 | .....       | 14    | of 17 |       |

**1987-88 Head Coach: Linda Mescan**

|          |                                       |                  |                 |       |       |       |
|----------|---------------------------------------|------------------|-----------------|-------|-------|-------|
| 9/25-27  | Lady Seminole Invitational.....       | 318-320-314=952  | .....           | 7     | of 19 |       |
| 10/4-6   | Memphis Women's Intercollegiate.....  | .....            | 955             | ..... | 6     | of 16 |
| 10/23-25 | Lady Tar Heel Invitational.....       | 328-327-331=986  | .....           | 13    | of 18 |       |
| 11/23-25 | UCLA Desert Classic.....              | 315-305-346=966  | .....           | 14    | of 15 |       |
| 3/4-6    | Hudson Industries Invitational.....   | 310-309-314=933  | .....           | 5     | of 14 |       |
| 3/25-27  | South Carolina Invitational.....      | 318-318-326=962  | .....           | 6     | of 15 |       |
| 4/8-10   | Lady Mustang Roundup.....             | 330-334-362=1026 | .....           | 12    | of 12 |       |
| 4/15-17  | Woodbridge Collegiate.....            | .....            | 312-304-327=943 | ..... | 8     | of 10 |
| 4/22-24  | Women's Southern Intercollegiate..... | 314-328-312=954  | .....           | 10    | of 16 |       |
| 5/6-8    | Metro Conference Championship.....    | 315-312-304=931  | .....           | 2     | of 4  |       |

**1988-89 Head Coach: Linda Mescan**

|            |   |                 |       |    |       |
|------------|---|-----------------|-------|----|-------|
| 9/16-18    | Lady Tar Heel Invitational.....         | 321-335-320=976 | ..... | 11 | of 17 |
| 9/23-25    | Lady Seminole Invitational.....         | 303-317-318=939 | ..... | 4  | of 15 |
| 10/2-4     | Memphis Women's Invitational.....       | 314-314-319=947 | ..... | 5  | of 17 |
| 10/21-23   | Lady Lion Invitational.....             | 317-315-313=945 | ..... | 1  | of 10 |
| 10/30-11/1 | Pat Bradley Championship.....           | 322-328-317=967 | ..... | 12 | of 17 |
| 3/3-5      | Hudson Industries Invitational.....     | 328-311-326=965 | ..... | 9  | of 18 |
| 3/24-26    | South Carolina Invitational.....        | 316-314-319=949 | ..... | 7  | of 13 |
| 3/31-4/1   | Duke Invitational.....                  | 326-325-317=966 | ..... | 11 | of 19 |
| 4/14-16    | Woodbridge Collegiate Invitational..... | 331-316-325=972 | ..... | 8  | of 9  |
| 5/5-7      | Metro Conference Championship.....      | 308-307-304=919 | ..... | 2  | of 4  |

**1989-90 Head Coach: Linda Mescan**

|           |                                     |                 |       |    |       |
|-----------|-------------------------------------|-----------------|-------|----|-------|
| 9/18-19   | Lady Tar Heel Invitational.....     | 307-312-307=926 | ..... | 5  | of 16 |
| 9/22-24   | Duke Classic.....                   | 317-314-313=944 | ..... | 2  | of 5  |
| 10/1-3    | Memphis Women's Invitational.....   | 311-312-303=926 | ..... | 4  | of 15 |
| 10/27-29  | Tiger Tide Invitational.....        | 318-314-302=929 | ..... | 11 | of 20 |
| 11/12-14  | Pat Bradley Championship.....       | 337-327-327=991 | ..... | 11 | of 18 |
| 1/19-20   | Guadalajara Intercollegiate.....    | 316-323-312=951 | ..... | 5  | of 15 |
| 3/3-5     | Hudson Industries Invitational..... | 315-318-319=953 | ..... | 2  | of 10 |
| 3/23-25   | South Carolina Invitational.....    | 313-304-310=927 | ..... | 3  | of 14 |
| 3/30-10/2 | Memphis Women's Invitational.....   | 321-307-316=944 | ..... | 6  | of 15 |
| 4/7-8     | Furman Invitational.....            | 327-325-324=972 | ..... | 5  | of 11 |
| 4/20-22   | Woodbridge Invitational.....        | 314-305-318=937 | ..... | 4  | of 10 |
| 5/4-6     | Metro Conference Championship.....  | 304-310-304=918 | ..... | 1  | of 5  |

**1990-91 Head Coach: Linda Mescan**

|         |                                    |                 |       |    |       |
|---------|------------------------------------|-----------------|-------|----|-------|
| 9/7-9   | Lady Tar Heel Invitational.....    | 306-304-300=910 | ..... | 4  | of 17 |
| 9/21-23 | James Madison Invitational.....    | 305-297-314=916 | ..... | 1  | of 10 |
| 11/3-5  | Tiger Tide Intercollegiate.....    | 325-322-325=972 | ..... | 13 | of 19 |
| 3/1-3   | Alabama Invitational.....          | 312-300=612     | ..... | 1  | of 8  |
| 3/29-31 | South Carolina Invitational.....   | 307-312-308=927 | ..... | 2  | of 13 |
| 4/6-7   | Lady Paladin Tournament.....       | 316-310-304=930 | ..... | 5  | of 9  |
| 4/19-21 | Woodbridge Invitational.....       | 318-313-312=943 | ..... | 4  | of 9  |
| 4/26-28 | Metro Conference Championship..... | 313-333=646     | ..... | 3  | of 5  |

**1991-92 Head Coach: Kim Erickson**

|           |                                  |                 |       |   |       |
|-----------|----------------------------------|-----------------|-------|---|-------|
| 9/7-9     | Lady Tar Heel Invitational.....  | 311-307-310=928 | ..... | 7 | of 18 |
| 9/16-17   | Lady Kat Invitational.....       | 306-309-320=935 | ..... | 5 | of 8  |
| 9/29-10/1 | Memphis Intercollegiate.....     | 314-314-312=940 | ..... | 1 | of 14 |
| 10/18-20  | Lady Paladin Invitational.....   | 309-302-316=927 | ..... | 5 | of 15 |
| 3/8-10    | Alabama Invitational.....        | 306-317-308=931 | ..... | 2 | of 10 |
| 3/27-29   | South Carolina Invitational..... | 318-305-320=943 | ..... | 5 | of 14 |
| 4/10-12   | Woodbridge Invitational.....     | 313-306-299=918 | ..... | 7 | of 10 |
| 4/17-19   | Southern Intercollegiate.....    | 313-306-320=939 | ..... | 4 | of 17 |
| 5/11-13   | SEC Championship.....            | 304-304-304=912 | ..... | 3 | of 10 |



**1992-93** **Head Coach: Kim Erickson**

|                      |                                |                      |          |
|----------------------|--------------------------------|----------------------|----------|
| 9/11-13              | Lady Tar Heel Invitational     | 315-304-296=915      | 4 of 17  |
| 9/27-29              | Memphis Intercollegiate        | 318-318-332=968      | 5 of 17  |
| 10/9-11              | Lady Kat Invitational          | 320-307-303=930      | 5 of 18  |
| 10/16-18             | Lady Paladin Intercollegiate   | 310-304-314=928      | 4 of 9   |
| 11/13-15             | Carolyn Cudone Intercollegiate | 326-325-325=976      | 7 of 15  |
| Arizona Invitational | 299-312-307=918                | 6 of 14              |          |
| 3/26-28              | Lady Gamecock Classic          | 311-300-299=910      | 2 of 18  |
| 4/16-18              | Southern Intercollegiate       | 336-331-318=985      | 11 of 19 |
| 4/30-5/2             | SEC Championship               | 301-315=616          | 3 of 11  |
| 5/13-15              | NCAA East Regional             | 308-305-307=920      | 7 of 18  |
| 5/26-29              | NCAA Championship              | 309-310-315-304=1238 | 12 of 17 |

**1993-94** **Head Coach: Kim Erickson**

|          |                                    |                 |          |
|----------|------------------------------------|-----------------|----------|
| 9/10-12  | Lady Tar Heel Invitational         | 312-326-310=948 | 6 of 18  |
| 10/8-10  | Lady Kat Invitational              | 312-309-321=945 | 6 of 14  |
| 10/22-24 | Lady Paladin Tournament            | 316-309-313=938 | 6 of 14  |
| 11/12-14 | Carolyn Cudone Intercollegiate     | 305-311-294=910 | 1 of 16  |
| 2/21-23  | Chris Johnson Arizona Invitational | 319-309-317=945 | 15 of 19 |
| 3/13-15  | Spalding/Peggy Bell Invitational   | 319-309-308=936 | 2 of 18  |
| 3/25-27  | Lady Gamecock Classic              | 318-306-315=939 | 8 of 14  |
| 4/15-17  | Women's Southern Intercollegiate   | 315-324-319=958 | 7 of 20  |
| 4/29-5/1 | SEC Championship                   | 291-292-321=904 | 5 of 11  |
| 5/12-14  | NCAA East Regional                 | 326-313-320=959 | 10 of 19 |

**1994-95** **Head Coach: Kristi Coggins**

|           |                                |                      |          |
|-----------|--------------------------------|----------------------|----------|
| 9/30-10/2 | Lady Tar Heel Invitational     | 312-311-304=927      | 4 of 15  |
| 10/22-23  | Lady Paladin Invitational      | 307-308-308=923      | 11 of 23 |
| 11/4-6    | Carolyn Cudone Intercollegiate | 295-307-305=907      | 6 of 12  |
| 11/11-13  | National Collegiate Tournament | 318-310-313=941      | 3 of 22  |
| 2/20-22   | Chris Johnson Invitational     | 317-301-302=920      | 2 of 19  |
| 3/3-5     | Lady Gator Invitational        | 314-304-317=935      | 5 of 13  |
| 3/24-26   | Lady Gamecock Classic          | 303-306-307=916      | 5 of 15  |
| 4/14-16   | Liz Murphey Collegiate         | 313-305-316=934      | 3 of 15  |
| 4/21-23   | SEC Championships              | 310-303-308=921      | 2 of 11  |
| 5/11-13   | NCAA East Regional             | 298-307-306=911      | 4 of 19  |
| 5/24-27   | NCAA Championship              | 299-300-297-308=1204 | 9 of 18  |

**1995-96** **Head Coach: Kristi Coggins**

|          |                                |                      |          |
|----------|--------------------------------|----------------------|----------|
| 9/15-17  | Rolex NCAA Preview             | 322-307-305=934      | 14 of 19 |
| 9/28-30  | Dick McGuire Invitational      | 307-307-302=916      | 5 of 18  |
| 10/20-22 | Lady Paladin Invitational      | 311-314-301=926      | 7 of 23  |
| 11/10-12 | Golf World Invitational        | 305-305-318=928      | 9 of 12  |
| 2/26-28  | Conquistadores Intercollegiate | 319-312-298=929      | 14 of 21 |
| 3/8-10   | Fripp Island Intercollegiate   | 321-340=625          | 2 of 24  |
| 3/22-24  | Lady Gamecock Classic          | 308-302-294=904      | 3 of 17  |
| 4/12-14  | Liz Murphey Collegiate Classic | 311-307-310=928      | 9 of 22  |
| 4/19-21  | SEC Championship               | 310-300=610          | 3 of 12  |
| 5/9-11   | NCAA East Regional             | 307-303-309=919      | 5 of 19  |
| 5/22-25  | NCAA Championship              | 334-311-329-321=1295 | 14 of 18 |

**1996-97** **Head Coach: Kristi Coggins**

|          |                                |                 |          |
|----------|--------------------------------|-----------------|----------|
| 9/19-21  | Dick McGuire Invitational      | 312-321-316=949 | 14 of 18 |
| 10/4-9   | Rolex NCAA Preview             | 329-325-330=984 | 19 of 21 |
| 10/18-20 | Lady Paladin Invitational      | 322-314-309=945 | 13 of 21 |
| 2/9-11   | Miami Preview Classic          | 303-313-320=936 | 1 of 17  |
| 3/1-2    | Lady Gator Invitational        | 306-299-315=920 | 5 of 15  |
| 3/7-9    | Fripp Island Invitational      | 310-316-316=942 | 5 of 17  |
| 3/22-24  | Lady Gamecock Classic          | 315-308-310=933 | 11 of 19 |
| 4/11-13  | Liz Murphey Collegiate Classic | 320-310-315=945 | 8 of 19  |
| 4/18-20  | SEC Championship               | 317-294-299=910 | 4 of 12  |
| 5/8-10   | NCAA East Regional             | 320-333-317=970 | 13 of 18 |

**1997-98** **Head Coach: Kristi Coggins**

|          |                                |                 |          |
|----------|--------------------------------|-----------------|----------|
| 9/12-14  | Lady Seminole Invitational     | 332-315-314=961 | 12 of 14 |
| 9/26-28  | Mercedes-Benz Intercollegiate  | 335-325-324=984 | 17 of 18 |
| 10/17-19 | Lady Paladin Invitational      | 324-320-326=970 | 14 of 21 |
| 2/27-3/1 | Lady Gator Invitational        | 309-307-307=923 | 13 of 19 |
| 3/6-8    | Fripp Island Invitational      | 316-315-312=943 | 3 of 18  |
| 3/20-22  | Lady Gamecock Classic          | 310-315-315=940 | 5 of 12  |
| 3/27-29  | Bryan Cup Invitational         | 314-314-320=948 | 11 of 15 |
| 4/10-12  | Liz Murphey Collegiate Classic | 331-318-319=968 | 13 of 17 |
| 4/17-19  | SEC Championship               | 318-312-303=933 | 8 of 12  |

**1998-99** **Head Coach: Kristi Coggins**

|          |                               |                 |          |
|----------|-------------------------------|-----------------|----------|
| 9/18-20  | Lady Seminole Invitational    | 296-302-293=891 | 5 of 21  |
| 9/25-27  | Lady Tar Heel Invitational    | 303-300-299=902 | 3 of 17  |
| 10/16-18 | Mercedes-Benz Intercollegiate | 323-306-315=944 | 13 of 17 |
| 10/23-25 | Lady Paladin Invitational     | 314-307-300=921 | 4 of 18  |
| 2/26-27  | Lady Gator Invitational       | 311-304=615     | 3 of 19  |
| 3/12-13  | Casa De Campo Invitational    | 317-312-309=938 | 1 of 13  |
| 3/19-21  | Lady Gamecock Classic         | 300-296=596     | 2 of 16  |
| 4/2-4    | Liz Murphey Intercollegiate   | 313-315-310=938 | 10 of 18 |
| 4/16-18  | SEC Championship              | 318-314-320=952 | 10 of 12 |
| 5/6-8    | NCAA East Regional            | 299-302-307=908 | 7 of 19  |
| 5/19-22  | NCAA Championship             | 313-313-315=941 | 14 of 19 |

**1999-2000** **Head Coach: Kristi Coggins**

|          |                            |                 |          |
|----------|----------------------------|-----------------|----------|
| 9/12-15  | NCAA Preview               | 322-309-298=929 | 13 of 20 |
| 10/8-10  | Lady Tar Heel Invitational | 313-315-302=930 | 4 of 15  |
| 10/15-17 | Mercedes-Benz Invitational | 300-300-311=911 | 4 of 18  |
| 10/29-31 | Lady Paladin Invitational  | 311-304-302=917 | 5 of 24  |
| 2/7-9    | SMU/OSU Regional Challenge | 314-308-316=938 | 17 of 18 |
| 2/25-27  | Lady Gator Invitational    | 313-296-302=919 | 2 of 15  |
| 3/17-19  | Lady Gamecock Classic      | 317-320-300=937 | 3 of 11  |
| 3/31-4/2 | Liz Murphey Collegiate     | 310-302-310=922 | 6 of 17  |
| 4/21-23  | SEC Championship           | 314-326-319=959 | 9 of 12  |
| 5/11-13  | NCAA East Regional         | 306-314-314=934 | 18 of 24 |

**2000-01** **Head Coach: Kristi Coggins**

|           |                            |                      |          |
|-----------|----------------------------|----------------------|----------|
| 9/29-10/1 | ACC/SEC Shootout           | 316-305-309=930      | 4 of 12  |
| 10/6-8    | Lady Tar Heel Invitational | 308-317-321=946      | 9 of 17  |
| 10/20-22  | Lady Paladin Invitational  | 296-296-292=884      | 2 of 22  |
| 2/12-14   | TRW Regional Challenge     | 313-319-307=939      | 13 of 18 |
| 2/23-25   | Lady Gator Invitational    | 309-304-302=915      | 10 of 17 |
| 3/16-18   | Lady Gamecock Classic      | 309-311-316=936      | 5 of 11  |
| 3/30-4/1  | Liz Murphey Classic        | 321-320-320=961      | 12 of 18 |
| 4/6-8     | Bryan National Collegiate  | 303-313-308=924      | 12 of 18 |
| 4/20-22   | SEC Championship           | 295-290-302=887      | 3 of 12  |
| 5/10-12   | NCAA East Regional         | 305-293-306=904      | 6 of 21  |
| 5/22-25   | NCAA Championship          | 308-323-311-312=1254 | 24 of 24 |

**2001-02** **Head Coach: Kristi Coggins**

|           |                                |                      |          |
|-----------|--------------------------------|----------------------|----------|
| 9/29-10/1 | ACC/SEC Shootout               | 299-302-306=907      | 4 of 11  |
| 10/12-14  | Mercedes-Benz Championship     | 318-310-334=962      | 13 of 14 |
| 10/26-28  | Lady Paladin Invitational      | 325-310-304=939      | 14 of 21 |
| 2/22-24   | Lady Gator Invitational        | 316-305-309=930      | 2 of 15  |
| 3/4-6     | Spartan Invitational           | 302-309-302=913      | 10 of 16 |
| 3/15-17   | Lady Gamecock Classic          | 295-300-300=895      | 3 of 15  |
| 3/22-24   | Liz Murphey Collegiate Classic | 305-299-298=902      | 4 of 18  |
| 4/5-7     | LSU/Cleveland Classic          | 303-306-302=911      | 3 of 13  |
| 4/19-21   | SEC Championship               | 289-282-290=861      | 1 of 12  |
| 5/9-11    | NCAA East Regional             | 298-293-298=889      | 6 of 21  |
| 5/21-24   | NCAA Championship              | 298-298-308-313=1217 | 23 of 24 |

**2002-03** **Head Coach: Kristi Coggins**

|          |                                 |                      |          |
|----------|---------------------------------|----------------------|----------|
| 9/15-17  | NCAA Fall Preview               | 312-318-301=931      | 15 of 18 |
| 10/4-6   | Tar Heel Invitational           | 300-299-303=902      | 8 of 15  |
| 10/25-27 | Lady Paladin Invitational       | 300-291-291=884      | 2 of 16  |
| 11/1-3   | Auburn Tiger Derby Invitational | 299-300-301=900      | 8 of 13  |
| 2/28-3/1 | Lady Puerto Rico Classic        | 303-302-303=908      | 7 of 15  |
| 3/14     | Lady Gamecock Classic           | 302                  | 4 of 15  |
| 3/28-30  | Bryan National Tournament       | 294-307=601          | 6 of 18  |
| 4/4-6    | Liz Murphey Classic             | 295-305-306=906      | 10 of 17 |
| 4/18-20  | SEC Championship                | 295-308-311=914      | 4 of 12  |
| 5/8-10   | NCAA East Regional              | 303-287-294=884      | 7 of 21  |
| 5/20-23  | NCAA Championship               | 318-318-309-303=1248 | 17 of 24 |

**2003-04** **Head Coach: Kristi Coggins**

|          |                                 |                 |          |
|----------|---------------------------------|-----------------|----------|
| 9/9-11   | TOPY Cup of Japan               | 307-301-317=925 | 3 of 5   |
| 9/26-28  | Mason Rudolph Championships     | 305-303-304=912 | 11 of 17 |
| 10/19-21 | Mercedes Benz Collegiate Champs | 304-307-315=926 | 12 of 16 |
| 2/9-11   | Northrop Grumman Challenge      | 302-333-317=952 | 15 of 15 |
| 3/5-7    | LSU/Cleveland Classic           | 305-321-302=928 | 7 of 17  |
| 3/12-14  | Lady Gamecock Classic           | 298-309-307=914 | 2 of 11  |
| 3/26-28  | Liz Murphey Collegiate Classic  | 311-312-293=916 | 11 of 18 |
| 4/2-4    | Bryan National Collegiate       | 310-300-318=928 | 14 of 18 |
| 4/16-18  | SEC Championship                | 303-300-296=899 | 7 of 12  |
| 5/6-8    | NCAA East Regional              | 316-320-314=950 | 15 of 21 |

**2004-05** **Head Coach: Kristi Coggins**

|          |                                       |                 |          |
|----------|---------------------------------------|-----------------|----------|
| 9/20-22  | NCAA Fall Preview                     | 303-302-298=903 | 17 of 21 |
| 10/1-3   | Mason Rudolph Championship            | 312-310-302=924 | 17 of 18 |
| 10/8-10  | Franklin Street Partners Invitational | 315-313-305=933 | 7 of 9   |
| 10/29-31 | ACC/SEC Challenge                     | 297-299-300=895 | 7 of 16  |
| 3/4-6    | Sun Trust Lady Gator Invitational     | 309-310-310=929 | 9 of 18  |
| 3/11-13  | Lady Gamecock Classic                 | 313-315-319=947 | 4 of 12  |
| 3/25-27  | Liz Murphey Collegiate Classic        | 313-310-322=945 | 14 of 18 |
| 4/1-3    | Bryan National Collegiate             | 310-321-329=950 | 15 of 17 |
| 4/15-17  | SEC Championship                      | 313-301-300=914 | 7 of 12  |
| 5/5-7    | NCAA East Regional                    | 293-307-303=903 | 9 of 21  |

**2005-06** **Head Coach: Kristi Coggins**

|          |                                    |                 |          |
|----------|------------------------------------|-----------------|----------|
| 9/26-28  | Branch Law Firm/Dick McGuire Inter | 300-312-294=906 | 9 of 18  |
| 10/7-9   | Lady Tar Heel Invitational         | 325-303-293=921 | 9 of 18  |
| 10/28-30 | ACC/SEC Challenge                  | 297-290-316=903 | 1 of 7   |
| 11/4-6   | The Derby Invitational             | 301-310-298=909 | 7 of 17  |
| 2/24-26  | Lady Puerto Rico Classic           | 306-312-304=922 | 11 of 16 |
| 3/10-12  | Lady Gamecock Classic              | 314-297-303=914 | 8 of 11  |
| 3/24-26  | Liz Murphey Collegiate Classic     | 317-309-301=927 | 6 of 18  |
| 3/31-4/2 | Bryan National Collegiate          | 309-295-301=905 | 7 of 17  |
| 4/14-16  | SEC Championship                   | 310-293-300=903 | 8 of 12  |
| 5/11-13  | NCAA East Regional                 | 296-297-304=897 | 13 of 21 |





**2006-07**

**Head Coach: Kristi Coggins**

|          |   |                 |          |
|----------|---|-----------------|----------|
| 9/11-12  | Branch Law Firm/Dick McGuire Inter...                   | 295-288-307=890 | 5 of 17  |
| 10/6-8   | Lady Tar Heel Invitational                              | 309-323-304=936 | 15 of 17 |
| 10/28-29 | The Derby Invitational                                  | 311-299=610     | 5 of 17  |
| 11/3-5   | NGCA Match Play Champ. .. L, Duke 5-0; L, Florida 2-2-1 |                 |          |
| 2/23-25  | Lady Puerto Rico Classic                                | 294-295-303=892 | 5 of 16  |
| 3/9-11   | "Mo" Morial Invitational                                | 319-312-322=953 | 7 of 16  |
| 3/16-18  | LSU Cleveland Classic                                   | 310-297-300=907 | 9 of 21  |
| 3/23-25  | Liz Murphy Collegiate Classic                           | 302-300-307=909 | 9 of 18  |
| 4/6-8    | Bryan National Collegiate                               | 297-310-310=917 | 8 of 18  |
| 4/20-22  | SEC Championship  | 295-289-303=887 | 4 of 12  |
| 5/10-12  | NCAA East Regional                                      | 290-289-295=874 | 9 of 21  |

**2007-08 Head Coach: Kristi Coggins/Kalen Anderson\***

|          |  |                      |          |
|----------|--|----------------------|----------|
| 9/9-11   | Cougar Classic   | 291-298-300=889      | 6 of 20  |
| 9/14-16  | Mason Rudolph Championship                             | 294-311-300=905      | 14 of 17 |
| 10/5-7   | Lady Tar Heel Invitational                             | 311-296-295=902      | 13 of 18 |
| 10/26-28 | UA-Ann Rhoades Intercollegiate                         | 300-308-297=905      | 7 of 18  |
| 11/4-5   | NGCA Match Play Champ. L, Auburn 4-0-1; L, N. Mex. 3-2 |                      |          |
| 2/24-26* | Lady Puerto Rico Classic                               | 299-295-296=890      | 7 of 18  |
| 3/14-16  | LSU Cleveland Classic                                  | 306-306-302=914      | 10 of 17 |
| 3/21-23  | Liz Murphy Collegiate Classic                          | 316-319-307=942      | 13 of 18 |
| 3/28-30  | Bryan National Collegiate                              | 321-338-321=980      | 7 of 18  |
| 4/18-20  | SEC Championship                                       | 300-319-296=915      | 5 of 12  |
| 5/8-10   | NCAA East Regional                                     | 291-303-305=899      | 6 of 21  |
| 5/20-23  | NCAA Championship                                      | 306-316-310-303=1235 | 22 of 24 |

\* Kalen Anderson took over as head coach in February 2008

**2008-09**

**Head Coach: Kalen Anderson**

|          |                                   |                 |            |
|----------|-----------------------------------|-----------------|------------|
| 9/14-16  | Cougar Classic                    | 290-296-296=882 | 6 of 22    |
| 10/3-5   | Lady Tar Heel Invitational        | 310-307-309-926 | 13 of 18   |
| 10/10-12 | Mercedes-Benz Collegiate          | 297-313-302=912 | 15 of 18   |
| 10/24-26 | The Derby Invitational            | 310-304-306=920 | T-8 of 17  |
| 2/16-17  | Central District Invitational     | 309-319-308=936 | 11 of 15   |
| 3/13-15  | LSU Golf Classic                  | 292-305-287=884 | T-10 of 18 |
| 3/20-22  | Betsy Rawls Longhorn Invitational | 310-311-308=929 | T-12 of 18 |
| 4/3-5    | Bryan National Collegiate         | 311-301-295=907 | 6 of 18    |
| 4/17-19  | SEC Championship                  | 299-300-298=897 | 9 of 12    |
| 5/7-9    | NCAA East Regional                | 308-290-299=897 | 12 of 21   |

**2009-10**

**Head Coach: Kalen Anderson**

|          |                                   |                      |            |         |
|----------|-----------------------------------|----------------------|------------|---------|
| 9/6      | NGCA Match Play Qualifying        | 292-294=586          | 2 of 16    |         |
| 9/7-8    | NGCA Match Play - vs. Virginia    |                      | L, 2-1-2   |         |
|          | NGCA Match Play - vs. Alabama     |                      | L, 3-1-1   |         |
|          | NGCA Match Play - vs. Chattanooga |                      | W, 3-2     | 7 of 16 |
| 9/25-27  | Mason Rudolph Championship        | 300-296=596          | 17 of 17   |         |
| 10/9-11  | Tar Heel Invitational             | 295-296-302=893      | 13 of 18   |         |
| 10/16-18 | Mercedes-Benz Collegiate          | 302-290-297=889      | 3 of 18    |         |
| 2/22-23  | Central District Invitational     | 301-309-305=915      | 11 of 15   |         |
| 3/1-2    | Kinderloup Challenge              | 304-308-307=919      | 11 of 18   |         |
| 3/26-28  | Liz Murphy Collegiate Classic     | 324-309-299=932      | T-11 of 23 |         |
| 4/2-4    | Bryan National Collegiate         | 294-302-297=893      | 9 of 18    |         |
| 4/16-18  | SEC Championship                  | 289-290-288=867      | 7 of 12    |         |
| 4/24     | ECU/Duke Tri-Match                | 295-293=588          | 2 of 3     |         |
| 5/6-8    | NCAA East Regional                | 283-291-290=864      | 1 of 24    |         |
| 5/18-21  | NCAA Championship                 | 300-297-293-296=1186 | T-14 of 24 |         |

**2010-11**

**Head Coach: Kalen Anderson**

|          |                           |                      |            |
|----------|---------------------------|----------------------|------------|
| 9/12-14  | Cougar Classic            | 291-288-294=873      | 4 of 21    |
| 10/8-10  | Tar Heel Invitational     | 291-297-290=878      | T-11 of 18 |
| 10/22-24 | The Landfall Tradition    | 299-307-313=919      | T-11 of 18 |
| 11/5-7   | Pac-10/SEC Challenge      | 299-303-310=912      | T-15 of 21 |
| 2/13-15  | UCF Challenge             | 294-284-304=882      | T-5 of 17  |
| 3/11-13  | LSU Tiger Golf Classic    | 319-307-308=934      | 14 of 21   |
| 3/25-27  | Bryan National Collegiate | 305-305-319=929      | T-9 of 17  |
| 4/1-3    | Liz Murphy Classic        | 296-313-285=894      | 18 of 23   |
| 4/15-17  | SEC Championship          | 302-304-287=893      | 5 of 12    |
| 5/5-7    | NCAA West Regional        | 303-299-300=902      | 6 of 24    |
| 5/18-21  | NCAA Championship         | 302-315-298-296=1211 | 18 of 24   |

**2011-12**

**Head Coach: Kalen Anderson**

|          |                               |                      |          |
|----------|-------------------------------|----------------------|----------|
| 9/11-13  | Cougar Classic                | 307-283-279=869      | 10 of 22 |
| 10/7-9   | Tar Heel Invitational         | 289-299-294=882      | 11 of 18 |
| 10/21-23 | SEC/Pac 12 Challenge          | 310-305-293=908      | 17 of 23 |
| 10/28-30 | The Landfall Tradition        | 307-314-301=922      | 4 of 18  |
| 2/12-14  | UCF Challenge                 | 290-299-300=889      | 7 of 18  |
| 3/2-4    | Darius Rucker Intercollegiate | 303-301=604          | 8 of 15  |
| 3/30-4/1 | Liz Murphy Collegiate Classic | 285-292-298=875      | 5 of 18  |
| 4/6-8    | Bryan National Collegiate     | 292-300-302=894      | 6 of 17  |
| 4/20-22  | SEC Championship              | 315-308-313=936      | 6 of 12  |
| 5/10-12  | NCAA East Regional            | 288-294-291=873      | 1 of 24  |
| 5/22-25  | NCAA Championship             | 302-281-300-293=1176 | 5 of 24  |

**2012-13**

**Head Coach: Kalen Anderson**

|          |                               |                      |            |          |
|----------|-------------------------------|----------------------|------------|----------|
| 9/9-11   | Cougar Classic                | 306-299-294=899      | 16 of 24   |          |
| 10/5-7   | NCAA Fall Preview             | 305-297-309=911      | 18 of 18   |          |
| 10/12-14 | Tar Heel Invitational         | 298-301-311=910      | T-12 of 18 |          |
| 10/26-28 | The Landfall Tradition        |                      | 304        | 13 of 17 |
| 2/10-12  | UCF Challenge                 | 284-306-293=883      | 7 of 17    |          |
| 3/8-10   | Darius Rucker Intercollegiate | 314-305-302=921      | 11 of 15   |          |
| 3/29-31  | Bryan National Collegiate     | 296-301-296=893      | 8 of 17    |          |
| 4/12-14  | Ping ASU Invitational         | 291-299-296=886      | 13 of 17   |          |
| 4/19-21  | SEC Championship              | 306-309-303=918      | 3 of 14    |          |
| 5/9-11   | NCAA West Regional            | 296-285-293=874      | 4 of 24    |          |
| 5/21-24  | NCAA Championship             | 304-305-292-310=1211 | 20 of 24   |          |

**2013-14**

**Head Coach: Kalen Anderson**

|          |                               |                      |           |
|----------|-------------------------------|----------------------|-----------|
| 9/8-10   | Cougar Classic                | 285-298-289=872      | 6 of 20   |
| 9/20-22  | Mercedes-Benz Coll. Champ.    | 279-292=571          | 2 of 17   |
| 10/11-13 | Tar Heel Invitational         | 299-291-288=878      | T-5 of 18 |
| 10/25-27 | The Landfall Tradition        | 300-299-305=904      | 4 of 18   |
| 2/14-16  | Florida State Match-Up        | 293-293-285=871      | 1 of 11   |
| 3/7-9    | Darius Rucker Intercollegiate | 294-296-296=886      | 5 of 17   |
| 3/28-30  | Bryan National Collegiate     | 302-293-308=903      | 2 of 18   |
| 4/4-6    | Ping ASU Invitational         | 288-280-285=853      | 1 of 15   |
| 4/18-20  | SEC Championship              | 301-299-290=890      | 2 of 14   |
| 5/8-10   | NCAA East Regional            | 291-283-280=854      | 2 of 24   |
| 5/20-23  | NCAA Championship             | 301-299-283-281=1164 | 13 of 24  |

**2014-15**

**Head Coach: Kalen Anderson**

|          |   |                 |            |         |
|----------|---|-----------------|------------|---------|
| 9/28-30  | ANNIKA Intercollegiate                                | 282-290-282=854 | 1 of 12    |         |
| 10/10-12 | Tar Heel Invitational                                 | 287-288-289=864 | 2 of 18    |         |
| 10/17-19 | Mercedes-Benz Coll. Champ.                            | 295-289-281=865 | 1 of 16    |         |
| 10/24-26 | The Landfall Tradition                                | 293-287-291=871 | T-3 of 18  |         |
| 2/13-15  | Florida State Match-Up                                | 292-299-293=884 | 4 of 12    |         |
| 3/6-8    | Darius Rucker Intercollegiate                         | 299-293-298=890 | T-5 of 17  |         |
| 3/27     | Liz Murphy Collegiate Classic (Stroke)                |                 | 308        | 2 of 12 |
| 3/28-29  | Liz Murphy Collegiate Classic Match Play vs. Georgia  |                 | L, 2-3     |         |
|          | Liz Murphy Collegiate Classic Match Play vs. Arkansas |                 | W, 3.5-1.5 |         |
|          | Liz Murphy Collegiate Classic Match Play vs. Baylor   |                 | L, 2-3     |         |
| 4/10-12  | PING ASU Invitational                                 | 288-284-298=870 | T-4 of 15  |         |
| 4/17-19  | SEC Championship                                      | 299-280-284=863 | 2 of 14    |         |
| 5/7-9    | NCAA East Regional                                    | 295-286-296=877 | 1 of 18    |         |
| 5/22-25  | NCAA Championship                                     | 308-322-302=932 | 17 of 24   |         |

**2015-16**

**Head Coach: Kalen Anderson**

|          |                                    |                      |                              |
|----------|------------------------------------|----------------------|------------------------------|
| 9/18-20  | Mason Rudolph Championship         | 302-291-295=888      | T-12 of 17                   |
| 9/27-29  | ANNIKA Intercollegiate             | 286-293-293=872      | 9 of 12                      |
| 10/9-11  | Ruth's Chris Tar Heel Invitational | 299-310-295=904      | 11 of 18                     |
| 10/23-25 | The Landfall Tradition             | 301-304-283=888      | 9 of 18                      |
| 2/12-14  | Florida State Match-Up             | 297-285-293=875      | 2 of 12                      |
| 3/4-6    | Darius Rucker Intercollegiate      | 303-291-293=887      | T-8 of 17                    |
| 3/14-15  | Wildcat Invitational               | 297-290-300=887      | 7 of 15                      |
| 4/1-3    | Bryan National Collegiate          | 297-299-298=894      | 2 of 15                      |
| 4/15-17  | SEC Championship                   | 298-301-289=888      | 5 of 14                      |
| 5/5-7    | NCAA Baton Rouge Regional          | 290-277-290=857      | T-1 of 18                    |
| 5/20-25  | NCAA Championship                  | 293-289-290-290=1162 | 5 of 24                      |
|          | Match Play                         |                      | L, 3-2 in quarterfinal round |

**2016-17**


**Head Coach: Kalen Anderson**

|          |   |                 |            |
|----------|---|-----------------|------------|
| 9/25-27  | ANNIKA Intercollegiate                              | 274-290-285=849 | 6 of 12    |
| 10/2-4   | Cougar Classic                                      | 288-286-295=869 | T-7 of 21  |
| 10/14-16 | Ruth's Chris Tar Heel Invitational                  | 292-291-290=873 | T-5 of 18  |
| 10/28-30 | The Landfall Tradition                              | 297-282-280=859 | 1 of 18    |
| 2/10-12  | Florida State Match-Up                              | 278-283-286=847 | 2 of 12    |
| 3/3-5    | Darius Rucker Intercollegiate                       | 289-291-296=876 | 4 of 17    |
| 3/31-4/2 | Bryan National Collegiate                           | 293-289-299=881 |            |
| 4/7-9    | Liz Murphy Collegiate Classic (Stroke)              | 313 (+25)       | 10 of 12   |
|          | Liz Murphy Collegiate Classic Match Play vs. ODU    |                 | W, 4-1     |
|          | Liz Murphy Collegiate Classic Match Play vs. Troy   |                 | W, 3-2     |
|          | Liz Murphy Collegiate Classic Match Play vs. Purdue |                 | T, 2.5-2.5 |
| 4/21-23  | SEC Championship                                    | 286-290-284=860 | T-5 of 14  |
| 5/8-10   | NCAA Columbus Regional                              | 309-389-288=886 | T-1 of 18  |
| 5/19-24  | NCAA Championship                                   | 313-300-310=923 | 10 of 24   |

**2017-18**

**Head Coach: Kalen Anderson**

|          |                                    |                 |                               |
|----------|------------------------------------|-----------------|-------------------------------|
| 9/15-17  | Mason Rudolph Championship         | 289-284-280=853 | 6 of 15                       |
| 10/1-3   | ANNIKA Intercollegiate             | 291-288-296=875 | 6 of 12                       |
| 10/13-15 | Ruth's Chris Tar Heel Invitational | 284-281-281=846 | 3 of 18                       |
| 10/27-28 | The Landfall Tradition             | 285-292=577     | 4 of 18                       |
| 2/9-10   | Florida State Match-Up             | 273-288-287=848 | 1 of 12                       |
| 3/2-4    | Darius Rucker Intercollegiate      | 298-300-301=899 | 9 of 18                       |
| 3/18-20  | Evans Derby Experience             | 286-290-290=866 | T-6 of 12                     |
| 4/6-7    | Bryan National Collegiate          | 296-298-304=898 | 5 of 17                       |
| 4/18-20  | SEC Championship (Stroke Play)     | 291-291-285=867 | 1 of 14                       |
| 4/21     | SEC Match Play Quarterfinals       |                 | Def. #8 seed Mizzo, 3-0       |
| 4/21     | SEC Match Play Semifinals          |                 | Def. #4 seed Georgia, 3-1     |
| 4/22     | SEC Match Play Finals              |                 | Lost to #3 seed Arkansas, 3-2 |
| 5/8-10   | NCAA San Francisco Regional        | 296-289-288=873 | 10 of 18                      |



## Katie Burnett

**2010 - Hon. Mention (Golfweek, NGCA) • 2012 - Second Team (Golfweek, NGCA)**

Katie Burnett put together a stellar career that saw her win the 2010 NCAA East Regional, post the best NCAA Championship finish in school history (fifth place) and end her time at Carolina as the career scoring average leader at South Carolina (74.18). Burnett led the Gamecocks to a team title at the NCAA East Regional in Greenville, N.C., the first regional team title in program history and the first team victory of any kind in five years. In her sophomore season, she amassed a pair of top-five finishes, three top-10s and nine top-20 showings. As a senior, she guided the Gamecocks to a second NCAA East Regional title in three years and a fifth-place showing at the NCAA Championship, which was the best finish in school history at the national championship.

## Katelyn Dambaugh

**2015 - Honorable Mention (Golfweek)**

**2016 - First Team (WGCA, Golfweek)**

**2017 - First Team (Golfweek) • Second Team (WGCA)**

Katelyn Dambaugh closed her historic career at Carolina with the most All-America selections in school history. Dambaugh, the program's all-time leader in career stroke average (72.67), ended her time as a Gamecock with the school's second-most top five finishes (15) and the third-most top-10 showings (21). After a junior campaign highlighted by the program's lowest single-season scoring average (71.62) and medalist honors at the 2016 NCAA Baton Rouge Regional, the Goose Creek, S.C., native remained among the nation's elite as senior. Her 71.68 stroke average in her final season ranked 12th in Division I, and Dambaugh continued to rewrite the record book after firing the lowest 18 (64) and 54-hole scores (204) in school history. She capped her decorated collegiate career with a memorable showing at the 2017 SEC Championship when the Gamecock standout captured medalist honors with the lowest three-round total (204) in tournament history.



## Justine Dreher

**2014 - Honorable Mention (WGCA, Golfweek)**

**2015 - First Team (WGCA, Golfweek)**

Justine Dreher was a cornerstone of Kalen Anderson's developing program both on and off the course. After improving each season, she graduated with the second-lowest career scoring average (74.12) in program history. Dreher played a key role in the Gamecocks' postseason success, posting five of her nine career top-five results in 12 postseason appearances. After kicking off her senior season with a win at the inaugural ANNIIKA Intercollegiate, Dreher collected six top-five results and posted the then lowest single-season scoring average in South Carolina history (72.53). A fourth place result propelled the Gamecocks to their second-straight SEC Championship runner-up finish. The French native was a key part of two NCAA East Regional titles, four-straight NCAA Tournament appearances and a pair of SEC Championship runner-up results. Dreher closed out her career with back-to-back First Team All-SEC recognitions and 2015 SEC Scholar Athlete of the Year honors, and she was just the third Gamecock to earn First-Team All-America honors.

## Siew Ai Lim

**1994 - Second Team (NGCA) • 1995 - First Team (NGCA)**

Siew Ai Lim completed her career in 1995 as the only Gamecock women's golfer to compete in the NCAA Championship four times. She has the best record of any South Carolina player at the national championship, posting three top-20 efforts - including a tie for sixth place in 1996 and a tie for ninth in 1995 - in her four appearances. She propelled the Gamecocks to the 1995 NCAA Championship by winning the NCAA East Regional - the first NCAA Regional title for Gamecock women's golf - and helped the team to its best-ever NCAA finish, a tie for ninth. Named the 1995 SEC Player of the Year, her regional title was one of two individual medalist honors claimed by the Kuala Lumpur, Malaysia, native; the other being a win at the 1994 Carolyn Cudone Intercollegiate.







## Kristy McPherson

**2001, 2002, 2003 - First Team (NGCA)**

The most decorated golfer in South Carolina history, Kristy McPherson remains one of only two players in Southeastern Conference history to win back-to-back SEC Women's Golf Championship titles, claiming medalist honors in 2001 and 2002. The second year, her 7-under-par 209 helped lead the Gamecocks to its first team SEC Championship, defeating Auburn by three strokes. She led the Gamecocks to the NCAA Championship each year from 2001 to 2003 and was the team's top finisher each time. McPherson is the all-time leader in individual victories at South Carolina, winning six tournaments in her four years. A four-time All-SEC selection and the 2003 SEC Player of the Year, McPherson left USC with the all-time lead in scoring average at 74.42; she currently ranks sixth all-time.



## Ainhoa Olarra

**2017 - Honorable Mention (WGCA, Golfweek)**

Ainhoa Olarra enjoyed a breakthrough year as a junior after competing in all 11 tournaments for the Gamecocks. Her 72.71 scoring average, the fourth-lowest single-season mark in program history, ranked second on the team, and she found her stroke during the spring season with four top-10 finishes. Olarra tied for fifth at the 2017 NCAA Columbus Regional and capped off her productive season with a 10th-place showing at the NCAA Championship, the fifth-best finish at the event in school history. The San Sebastian, Spain, native placed inside the top 25 in each of her seven spring tournaments, including an eighth-place finish at the 2017 FSU Match-Up when she posted a career-best 213 (-3). Olarra, who matched her career-best 18-hole total (69) three times throughout the season, shot par or better 13 times and ranked second on the team in top-20 showings (7) and top-10 finishes (5).

## Ana Pelaez

**2017 - Honorable Mention (Golfweek)**

Ana Pelaez boasted the finest freshman campaign in program history, posting the lowest stroke average (73.12) by a Gamecock newcomer. Pelaez, the first freshman golfer in school history to collect All-America accolades, tallied four top-15 finishes in the spring season in a stretch highlighted by medalist honors at the 2017 NCAA Columbus Regional. The Malaga, Spain, native's other top-five showing on the year came at the 2017 FSU Match-Up, where she set a school freshman 54-hole record (208, -8) en route to runner-up honors. Pelaez, a two-time SEC Freshman Golfer of the Week, ranked third among Gamecocks in top-10 finishes (3) and rounds of par or better (12). Pelaez tied for 31st in her collegiate debut at the 2016 Tar Heel Invitational and finished just outside the top-10 (T11) at the 2016 Landfall Tradition. She competed in nine of the team's 11 tournaments, and her 73.12 stroke average stands as the sixth-lowest single-season mark in program history.



## Sarah Schmelzel

**2016 - Honorable Mention (Golfweek)**

Sarah Schmelzel collected three top-10 finishes in her final season at South Carolina, including her first career medalist honors at the 2016 Bryan National Collegiate. The Phoenix, Ariz., native's 73.21 stroke average stands as the eighth-lowest single-season mark in school history, and she finished her collegiate career with the fourth-best career scoring average (74.25). Schmelzel saved her best for last, as she shot par or better in five of her final six rounds of the season. She ranked second on the team with 15 rounds of par or better, and she was one of two Gamecocks to total multiple top-five finishes.





## Samantha Swinehart

**2014 - Second Team (WGCA); Honorable Mention (Golfweek)**

Samantha Swinehart wrapped up her career with an incredible senior season that helped propel the Gamecocks to their fifth consecutive NCAA Championship. Swinehart posted a scoring average of 73.12 in 2014, which ranks second all time at for a single season South Carolina. She also earned Second Team All-SEC honors and was named to the WGCA East All-Region Team. During her time as a Gamecock she recorded 13 top-20 finishes including two in the top-five, both of which came during her senior campaign. Swinehart's career scoring average of 75.70 ties for fifth best in school history.



## Benedicte Toumpsin

**2008 - Third Team (Golfweek); Honorable Mention (NGCA)**

Benedicte Toumpsin was named an All-American following a stellar sophomore campaign in 2008 when she captured medalist honors at the NCAA East Regional, propelling South Carolina into the NCAA Championship for the first time in five seasons. Also a two-time All-SEC selection, Toumpsin won at least a share of medalist honors twice in her career - the 2008 regional and the 2009 LSU Golf Classic. She finished her career with an NCAA Championship appearance in 2010, helping the team to a tie for 14th place



**Metro  
Conference  
(1988-1991)**



**ALL-METRO CONFERENCE**

**Debbie Eckroth**

1989 - First Team

1990 - First Team

**Aileen Robertson**

1990 - First Team

**Vikki Valentine**

1990 - First Team

**Southeastern  
Conference  
(1992-present)**



**COACH OF THE YEAR**

**Kristi Coggins**

1999

**Kalen Anderson**

2015

**PLAYER OF THE YEAR**

**Siew Ai Lim**

1995

**Kristy McPherson**

2003

**SCHOLAR-ATHLETE OF THE YEAR**

**Whitney Simons**

2006

**Justine Dreher**

2015

**ALL-SEC**

**Libby Bagwell**

1994 - Second Team

**Rachel Bates**

1993 - First Team

**Katie Burnett**

2010 - Second Team

2012 - Second Team

**Clarissa Childs**

1993 - Second Team

1994 - First Team

1995 - First Team

1996 - Second Team

**Katelyn Dambaugh**

2014 - Second Team

2015 - Second Team

2016 - First Team

2017 - First Team

**Justine Dreher**

2014 - First Team

2015 - First Team

**Adrienne Gautreaux**

2002 - Second Team

2004 - First Team

**Libby Howard**

1996 - Second Team

**Siew Ai Lim**

1993 - Second Team

1994 - First Team

1995 - First Team

1996 - First Team

**Emma Lofgren**

1999 - Second Team

**Kristy McPherson**

2000 - Second Team

2001 - First Team

2002 - First Team

2003 - First Team

**Ainhoa Olarra**

2017 - Second Team

2018 - First Team

**Jenna Pearson**

2007 - Second Team

**Ana Pelaez**

2017 - Second Team

**Samantha Swinehart**

2014 - Second Team

**Benedicte Toumpsin**

2008 - First Team

2009 - Second Team

**ALL-FRESHMAN TEAM**

**Katelyn Dambaugh**

2014

**Sarah Schmelzel**

2013

**Justine Dreher**

2012

**Suzie Lee**

2011

**Ana Pelaez**

2017

**Amanda Strang**

2011

**Samantha Swinehart**

2011

**SEC PLAYERS OF THE WEEK**

**Katelyn Dambaugh**

Feb. 19, 2014 (Fr. of the Week)

April 9, 2014 (Fr. of the Week)

April 14, 2015

March 16, 2016

**Adrienne Gautreaux**

March 19, 2004

**Kristy McPherson**

Feb. 23, 2000

March 14, 2002

March 21, 2002

Third week, 2003

**Ainhoa Olarra**

Feb. 28, 2018

**Ana Pelaez**


Feb. 22, 2017 (Fr. of the Week)

March 8, 2017 (Fr. of the Week)


**Sarah Schmelzel**

April 3, 2013 (Fr. of the Week)

**SEC Players of the Year**



**1995 - Siew Ai Lim**



**2003 - Kristy McPherson**



**WGCA/NGCA  
ALL-AMERICAN  
SCHOLARS**

**2017**  
Katelyn Dambaugh  
Ana Pelaez  
Anita Uwadia  
Marion Veyseyre  
Jia Xin Yang

**2016**  
Katelyn Dambaugh  
Isidora Nilsson  
Ainhoa Olarra  
Jia Xin Yang

**2015**  
Justine Dreher  
Ainhoa Olarra  
Jia Xin Yang

**2014**  
Justine Dreher  
Samantha Swinehart

**2013**  
Chelsey Couch  
Justine Dreher  
Samantha Swinehart

**2012**  
Katie Burnett  
Justine Dreher  
Katie Rose Higgins  
Amanda Strang  
Samantha Swinehart

**2011**  
Katie Burnett  
Katie Rose Higgins  
Amanda Strang  
Samantha Swinehart

**2010**  
Taylor Barrett  
Katie Burnett  
Corrine Carr  
Amanda Strang

**2009**  
Taylor Barrett  
Katie Burnett  
Corrine Carr

**2008**  
Taylor Barrett  
Whitney Simons  
Blythe Worley

**2007**  
Taylor Barrett  
Jenna Pearson  
Laura Raffo  
Whitney Simons  
Blythe Worley

**2006**  
Erica Battle  
Laura McCaslin  
Jenna Pearson  
Laura Raffo  
Whitney Simons  
Blythe Worley

**2005**  
Erica Battle  
Tiffany Catafygiotu  
Jenna Pearson  
Caroline Rominger  
Whitney Simons  
Blythe Worley

**2004**  
Erica Battle  
Tiffany Catafygiotu  
Adrienne Gautreaux  
Laura McCaslin  
Jenna Pearson  
Kory Thompson

**2003**  
Kacy Thompson  
Kory Thompson

**2002**  
Reetta Laakkonen

**2001**  
Stephanie Reynolds  
Kacy Thompson

**2017**  
Gaby Amos  
Katelyn Dambaugh  
Marianna Monaco  
Isidora Nilsson  
Ainhoa Olarra  
Ana Pelaez  
Anita Uwadia  
Marion Veyseyre  
Jia Xin Yang

**2016**  
Gaby Amos  
Katelyn Dambaugh  
Isidora Nilsson  
Ainhoa Olarra  
Sarah Schmelzel  
Karoline Woie  
Jia Xin Yang

**2015**  
Katelyn Dambaugh  
Justine Dreher  
Mary Fran Hillow  
Ainhoa Olarra  
Sarah Schmelzel  
Karoline Woie  
Jia Xin Yang

**2014**  
Katelyn Dambaugh  
Justine Dreher  
Mary Fran Hillow  
Sarah Schmelzel  
Samantha Swinehart  
Karoline Woie  
Jia Xin Yang

**2013**  
Chelsey Couch  
Justine Dreher  
Mary Fran Hillow  
Sarah Schmelzel  
Samantha Swinehart  
Karoline Woie

**2012**  
Katie Burnett  
Justine Dreher  
Katie Rose Higgins  
Cayci Ruppe  
Amanda Strang  
Meredith Swanson  
Samantha Swinehart

**2011**  
Katie Burnett  
Corrine Carr  
Katie Rose Higgins  
Cayci Ruppe  
Amanda Strang  
Samantha Swinehart

**2010**  
Taylor Barrett  
Corrine Carr  
Katie Burnett  
Cayci Ruppe  
Amanda Strang  
Meredith Swanson  
Benedicte Toumpsin

**SOUTHEASTERN CONFERENCE  
ACADEMIC HONOR ROLL**



**2009**  
Taylor Barrett  
Katie Burnett  
Corrine Carr  
Cayci Ruppe

**2008**  
Taylor Barrett  
Erika Holmen  
Camila Mori  
Laura Raffo  
Whitney Simons  
Meredith Taylor  
Blythe Worley

**2007**  
Taylor Barrett  
Camila Mori  
Jenna Pearson  
Laura Raffo  
Whitney Simons  
Meredith Taylor  
Benedicte Toumpsin  
Blythe Worley

**2006**  
Erica Battle  
Laura McCaslin  
Jenna Pearson  
Laura Raffo  
Whitney Simons  
Meredith Taylor  
Blythe Worley

**2005**  
Erica Battle  
Tiffany Catafygiotu  
Lauren Huhnerkoch  
Laura McCaslin  
Jenna Pearson  
Laura Raffo  
Caroline Rominger  
Whitney Simons  
Blythe Worley

**2004**  
Erica Battle  
Tiffany Catafygiotu  
Adrienne Gautreaux  
Laura McCaslin  
Megan Miller  
Jenna Pearson  
Kory Thompson

**2003**  
Tiffany Catafygiotu  
Adrienne Gautreaux  
Kristy McPherson  
Marc Robinson  
Kacy Thompson  
Kory Thompson

**2002**  
Sarah Kidd  
Reetta Laakkonen  
Kristy McPherson  
Kristen Ruble  
Kacy Thompson

**2001**  
Abby Derman  
Apryl Arrants  
Sarah Kidd  
Emma Lofgren  
Stefanie Reynolds  
Kristin Ruble  
Kacy Thompson

**2000**  
Apryl Arrants  
Abby Derman  
Sarah Kidd  
Emma Lofgren  
Stefanie Reynolds

**1999**  
Apryl Arrants  
Emma Lofgren  
Abby Derman  
Lotte Moeller

**1999**  
Apryl Arrants  
Libby Howard  
Emma Lofgren  
Katy Schlotman  
**1997**  
Karin Fries  
Apryl Arrants  
Libby Howard

**1996**  
Clarissa Childs  
Karen Fries  
Libby Howard  
Siew Ai Lim  
Julie Norris

**1995**  
Siew Ai Lim  
Julie Norris

**1994**  
Jill Darr  
Siew Ai Lim  
Julie Norris

**1993**  
Rachel Bates  
Jill Darr  
Margaret Hickey  
Tara Joy

**Justine Dreher  
2015 SEC Scholar-Athlete  
of the Year**



**Adrienne Gautreaux  
2004 CoSIDA 1st-Team  
Academic All-American**



**Katie Burnett  
2012 Capital One 3rd-Team  
Academic All-American**








# DINAH SHORE TROPHY



**Adrienne Gautreaux**  
2004 Dinah Shore Trophy



**Erica Battle**  
2006 Dinah Shore Trophy

The Dinah Shore Trophy Award, a part of the Dinah Shore Scholarship Fund, is a cooperative effort between The LPGA Foundation, the Friends of Golf (FOG), and the Nabisco Dinah Shore, one of the LPGA's four major championships and the largest contributor to the Dinah Shore Scholarship Fund.

The LPGA Foundation introduced the Dinah Shore Scholarship Fund in March 1994 in honor of the late Dinah Shore, and together with FOG and the Nabisco Dinah Shore, developed the Dinah Shore Trophy Award and its criteria. A fundraising organization administered by Eddie Merrins, head golf professional at Bel Air Golf Club in Beverly Hills, CA, FOG contributes annually to collegiate, high school and junior golf programs throughout the country, and Dinah Shore was considered the "First Lady" of FOG.

A selection committee of The LPGA Foundation chooses the Dinah Shore Trophy Award recipient from nominations submitted by the National Golf Coaches Association. Nominees for the award must meet the following criteria:

- \* An overall grade point average (GPA) of at least 3.2 on a 4.0 scale;
- \* Played in at least 50% of her team's scheduled events;
- \* Maintained a scoring average of 78 or less;
- \* Demonstrated leadership skills and/or extraordinary community affairs work.

The perpetual Dinah Shore Trophy is a crystal trophy, created by Tiffany & Co. with an engraving of Dinah Shore. The trophy is housed at Mission Hills Country Club, site of the annual Nabisco Dinah Shore.

2018 - Alice Chen  
2017 - Casey Danielson  
2016 - Jackie Chulya  
2015 - Katie Kirk  
2014 - Emily Tubert  
2013 - Caroline Powers  
2012 - Amy Anderson  
2011 - Pia Halbig  
2010 - Katie Detlefsen  
2009 - Amanda Blumenherst  
2008 - Amanda Blumenherst  
2007 - Stacy Lewis

Furman  
Stanford  
Columbia  
East Carolina  
Arkansas  
Michigan State  
North Dakota State  
University of California, Berkeley  
Central Florida  
Duke  
Duke  
Arkansas

2006 - Erica Battle  
2005 - Karin Sjodin  
2004 - Adrienne Gautreaux  
2003 - Katherine Hull  
2002 - Meredith Duncan  
2001 - Melanie Hagewood  
2000 - Lisette Lee  
1999 - Mallory Crosland  
1998 - Riko Higashio  
1997 - Kellee Booth  
1996 - Marcie Clemens  
1995 - Stephanie Neil

South Carolina  
Oklahoma State  
South Carolina  
Pepperdine  
LSU  
Baylor  
LSU  
Vanderbilt  
Florida  
Arizona State  
Auburn  
Wake Forest



**Season Average**

| Year        | Rds. | Strokes | Avg.   |
|-------------|------|---------|--------|
| 1. 2017-18  | 29   | 7,529   | 289.72 |
| 2. 2016-17  | 31   | 8,113   | 291.48 |
| 3. 2013-14  | 33   | 9,646   | 292.30 |
| 4. 2014-15  | 31   | 9,078   | 292.84 |
| 5. 2015-16  | 34   | 10,002  | 294.18 |
| 6. 2011-12  | 33   | 9,828   | 297.82 |
| 7. 2009-10  | 34   | 10,128  | 297.88 |
| 8. 2012-13  | 32   | 9,610   | 300.31 |
| 9. 2010-11  | 34   | 10,262  | 301.82 |
| 10. 2006-07 | 29   | 8,775   | 302.59 |

**Single-Season Top-5 Finishes**

|            |    |
|------------|----|
| 1. 2014-15 | 10 |
| 2. 2013-14 | 9  |
| 1989-90    | 9  |
| 1986-87    | 9  |
| 5. 1994-95 | 8  |
| 1980-81    | 8  |
| 7. 1991-92 | 7  |
| 1990-91    | 7  |
| 9. 2016-17 | 6  |
| 2001-02    | 6  |
| 1998-99    | 6  |
| 1992-93    | 6  |

**Team Championships (27)**

|                                       |                 |
|---------------------------------------|-----------------|
| Florida State Match-Up, 2/9-10        | 273-288-287=848 |
| NCAA Columbus Regional, 5/8-10/17     | 309-289-288=886 |
| Landfall Tradition, 10/28-30/16       | 297-282-280=859 |
| NCAA Baton Rouge Regional, 5/5-7/16   | 290-277-290=857 |
| NCAA East Regional, 5/7-9/15          | 295-286-296=877 |
| Mercedes-Benz Collegiate, 10/17-19/14 | 295-289-281=865 |
| ANNIKA Intercollegiate 9/28-30/14     | 282-290-282=854 |
| PING ASU Invitational, 4/4-6/14       | 288-280-285=853 |
| Florida State MatchUp, 2/14-16/14     | 293-293-285=871 |
| NCAA East Regional, 5/10-12/12        | 288-294-291=873 |
| NCAA East Regional, 5/6-8/10          | 283-291-290=864 |
| ACC/SEC Challenge, 10/28-30/05        | 297-290-316=903 |
| SEC Championship, 4/19-21/02          | 289-282-290=861 |
| Casa De Campo Inv., 3/12-13/99        | 317-312-309=938 |
| Miami Preview Classic, 2/9-11/97      | 303-313-320=936 |
| Carolyn Cudone Inter., 11/12-14/93    | 305-311-294=910 |
| Memphis Inter., 9/29-10/1/91          | 314-314-312=940 |
| Alabama Invitational, 3/1-3/91        | 312-300=612     |
| James Madison Inv., 9/21-23/90        | 305-297-314=916 |
| Metro Conf. Champ., 5/4-6/90          | 304-310-304=918 |
| Lady Lion Inv., 10/21-23/88           | 317-315-313=945 |
| Woodbridge Collegiate, 4/17-19/87     | 291-300-299=890 |
| Hudson Industries Inv., 3/6-8/87      | 296-316-307=919 |
| South Carolina Inv., 3/29-31/85       | 313-304-307=924 |
| Lady Gamecock Inv., 4/9-11/82         | 295-293-309=897 |
| Lady Gamecock Inv., 4/3-5/81          | 306-307-312=925 |
| Purdue Invitational, 1980-81          | 317-298=615     |



*The 2014-15 Gamecocks kick off their campaign in fashion, posting the first of their school record 10 top-five finishes with a win at the inaugural ANNIKA Intercollegiate.*

**18-Hole Score**

|  |     |
|--|-----|
| 1. Florida State Match-Up, 1st Rd., 2/9/18                 | 273 |
| 2. ANNIKA Intercollegiate, 1st Rd., 9/25/16                | 274 |
| 3. NCAA Baton Rouge Regional, 2nd Rd., 5/6/16              | 277 |
| 4. Florida State Match-Up, 1st Rd., 2/10/17                | 278 |
| 5. Mercedes-Benz Collegiate Championship, 1st Rd., 9/20/13 | 279 |
| Cougar Classic, 3rd Rd., 9/13/11                           |     |
| 7. Mason Rudolph Championship, 3rd Rd., 9/17/17            | 280 |
| Landfall Tradition, 3rd Rd., 10/30/16                      |     |
| NCAA East Regional, 2nd Rd., 5/10/14                       |     |
| PING ASU Invitational, 2nd Rd., 4/5/14                     |     |
| SEC Championship, 2nd Rd., 4/18/15                         |     |

**36-Hole Tournament**

|  |               |
|--|---------------|
| 1. Mercedes-Benz Collegiate Championship, 9/20-22/13 | 571 (279-292) |
| 2. The Landfall Tradition, 10/27-28/17               | 577 (285-292) |
| 3. NGCA Match Play Qualifying, 9/6/09                | 586 (292-294) |
| 4. ECU/Duke Tri-Match, 4/24/10                       | 588 (295-293) |
| 5. Mason Rudolph Championship, 9/25-27/09            | 596 (300-296) |
| Lady Gamecock Classic, 3/19-21/99                    | 596 (300-296) |
| 7. Bryan Park National Coll., 3/28-30/03             | 601 (294-307) |
| 8. Darius Rucker Intercollegiate, 3/2-4/12           | 604 (303-301) |
| 9. The Derby Inv., 10/28-29/06                       | 610 (311-299) |
| SEC Championship, 4/19-21/96                         | 610 (310-300) |

**54-Hole Tournament**

|   |                   |
|---|-------------------|
| 1. Tar Heel Invitational, 10/13-15/17     | 846 (284-284-281) |
| 2. Florida State Match-Up, 2/10-12/17     | 847 (278-283-286) |
| 3. Florida State Match-Up, 2/9-10/18      | 848 (273-288-287) |
| 4. ANNIKA Intercollegiate, 9-25-27/16     | 849 (274-290-285) |
| 5. Mason Rudolph Championship, 9-15-17/17 | 853 (289-284-280) |
| PING ASU Invitational, 4/4-6/14           | 853 (288-280-285) |
| 7. NCAA East Regional, 5/8-10/14          | 854 (291-283-280) |
| ANNIKA Intercollegiate 9/29-30/14         | 854 (282-290-282) |
| 9. NCAA Baton Rouge Regional 5/5-7/16     | 857 (290-277-290) |
| 10. Landfall Tradition, 10/28-30/16       | 859 (297-282-280) |

**72-Hole Tournament**

|                                   |                         |
|-----------------------------------|-------------------------|
| 1. NCAA Championship, 5/20-25/16  | 1,162 (293-289-290-290) |
| 2. NCAA Championship, 5/20-23/14  | 1,164 (301-299-283-281) |
| 3. NCAA Championship, 5/22-25/12  | 1,176 (302-281-300-293) |
| 4. NCAA Championship, 5/18-21/10  | 1,186 (300-297-293-296) |
| 5. NCAA Championship, 5/24-27/95  | 1,204 (299-300-297-308) |
| 6. NCAA Championship, 5/21-24/13  | 1,211 (304-305-292-310) |
| NCAA Championship, 5/18-21/11     | 1,211 (302-315-298-296) |
| 8. NCAA Championship, 5/21-24/02  | 1,217 (298-298-308-313) |
| 9. NCAA Championship, 5/27-30/87  | 1,225 (298-303-304-320) |
| 10. NCAA Championship, 5/20-23/08 | 1,235 (306-316-310-303) |

**First-Round Score**

|   |     |
|---|-----|
| 1. Florida State Match-Up, 2/9/18       | 273 |
| 2. ANNIKA Intercollegiate, 9/25/16      | 274 |
| 3. Florida State Match-Up, 2/10/17      | 278 |
| 4. Mercedes-Benz Collegiate, 9/20/13    | 279 |
| 5. ANNIKA Intercollegiate 9/28/14       | 282 |
| 6. NCAA East Regional, 5/6/10           | 283 |
| 7. Tar Heel Invitational, 10/13/17      | 284 |
| 8. The Landfall Tradition, 10/27/17     | 285 |
| Cougar Classic, 9/8/13                  |     |
| Liz Murphey Collegiate Classic, 3/30/12 |     |

**Second-Round Score**

|                                      |     |
|--------------------------------------|-----|
| 1. NCAA Baton Rouge Regional, 5/6/16 | 277 |
| 2. PING ASU Invitational, 4/5/14     | 280 |
| SEC Championship, 4/18/15            |     |
| 4. Tar Heel Invitational, 10/14/17   | 281 |
| NCAA Championship, 5/22/12           |     |
| 6. Landfall Tradition, 10/29/16      | 282 |
| SEC Championship, 4/20/02            |     |
| 8. Florida State Match-Up, 2/11/17   | 283 |
| NCAA East Regional, 5/9/14           |     |
| Cougar Classic, 9/11/11              |     |

**Final-Round Score**

|  |     |
|--|-----|
| 1. Cougar Classic, 9/13/11             | 279 |
| 2. Mason Rudolph Championship, 9/17/17 | 280 |
| Landfall Tradition, 10/30/16           |     |
| NCAA East Regional, 5/10/14            |     |
| 5. Tar Heel Invitational, 10/15/17     | 281 |
| NCAA Championship, 5/23/14             |     |
| Mercedes-Benz Collegiate, 10/19/14     |     |
| 8. ANNIKA Intercollegiate, 9/30/14     | 282 |
| 9. Landfall Tradition, 10/25/15        | 283 |
| 10. SEC Championship, 4/21/17          | 284 |
| SEC Championship, 4/19/15              |     |





**Career Average** (Min. 55 rds. and two years)

| Player                 | Years      | Rds. | Strokes | Avg.  |
|------------------------|------------|------|---------|-------|
| 1. Katelyn Dambaugh    | 2013-17    | 125  | 9,084   | 72.67 |
| 2. Ainhoa Olarra       | 2014-18    | 104  | 7,638   | 73.44 |
| 3. Justine Dreher      | 2011-15    | 121  | 8,969   | 74.12 |
| 4. Katie Burnett       | 2008-12    | 130  | 9,643   | 74.18 |
| 5. Sarah Schmelzel     | 2012-16    | 118  | 8,761   | 74.25 |
| 6. Kristy McPherson    | 1999-03    | 129  | 9,600   | 74.42 |
| 7. Bénédicte Toumpsin  | 2006-10    | 122  | 9,100   | 74.59 |
| 8. Marion Veyssyre     | 2016-Pres. | 82   | 6,161   | 75.13 |
| 9. Suzie Lee           | 2010-14    | 107  | 8,078   | 75.50 |
| Samantha Swinehart     | 2010-14    | 111  | 8,381   | 75.50 |
| 11. Adrienne Gautreaux | 2001-04    | 100  | 7,575   | 75.75 |
| 12. Amanda Strang      | 2009-12    | 101  | 7,683   | 76.07 |
| 13. Jia Xin Yang       | 2013-17    | 84   | 6,393   | 76.11 |
| 14. Siew Ai Lim        | 1992-96    | 130  | 9,910   | 76.23 |
| 15. Corrine Carr       | 2008-10    | 58   | 4,431   | 76.39 |
| 16. Jenna Pearson      | 2003-07    | 114  | 8,723   | 76.52 |
| 17. Camila Mori        | 2005-08    | 73   | 5,627   | 77.08 |
| 18. Meredith Swanson   | 2009-13    | 86   | 6,635   | 77.15 |
| 19. Erica Battle       | 2002-06    | 94   | 7,260   | 77.23 |
| 20. Whitney Simons     | 2004-08    | 101  | 7,810   | 77.33 |

**Season Average** (Min. 18 rounds)

| Player                 | Year    | Rds. | Strokes | Avg.  |
|------------------------|---------|------|---------|-------|
| 1. Ainhoa Olarra       | 2017-18 | 26   | 1,846   | 71.00 |
| 2. Katelyn Dambaugh    | 2015-16 | 34   | 2,435   | 71.62 |
| 3. Katelyn Dambaugh    | 2016-17 | 28   | 2,007   | 71.68 |
| 4. Lois Kaye Go        | 2017-18 | 29   | 2,101   | 72.45 |
| 5. Justine Dreher      | 2014-15 | 32   | 2,231   | 72.53 |
| 6. Ainhoa Olarra       | 2016-17 | 31   | 2,254   | 72.71 |
| 7. Katie Burnett       | 2011-12 | 33   | 2,407   | 72.94 |
| 8. Ana Pelaez          | 2016-17 | 25   | 1,828   | 73.12 |
| Samantha Swinehart     | 2013-14 | 33   | 2,413   | 73.12 |
| 10. Sarah Schmelzel    | 2015-16 | 34   | 2,489   | 73.21 |
| 11. Justine Dreher     | 2013-14 | 33   | 2,421   | 73.36 |
| 12. Kristy McPherson   | 2002-03 | 31   | 2,276   | 73.42 |
| 13. Katie Burnett      | 2009-10 | 34   | 2,502   | 73.58 |
| Kristy McPherson       | 2001-02 | 34   | 2,502   | 73.58 |
| 15. Katelyn Dambaugh   | 2014-15 | 30   | 2,210   | 73.66 |
| 16. Katelyn Dambaugh   | 2013-14 | 33   | 2,432   | 73.70 |
| 17. Kristy McPherson   | 2000-01 | 34   | 2,510   | 73.82 |
| 18. Bénédicte Toumpsin | 2008-09 | 30   | 2,217   | 73.90 |
| 19. Sarah Schmelzel    | 2013-14 | 33   | 2,442   | 74.00 |
| 20. Bénédicte Toumpsin | 2007-08 | 34   | 2,517   | 74.03 |

**Individual Medalists**

|                    |                                       |              |
|--------------------|---------------------------------------|--------------|
| Katie Burnett      | NCAA East Regional, 5/6-8/10          | 67-72-71=210 |
| Clarissa Childs    | Carolyn Cudone Inter., 11/12-14/93    | 79-74-76=224 |
| Katelyn Dambaugh   | NCAA Baton Rouge Regional, 5/5-7/16   | 70-66-71=207 |
| Katelyn Dambaugh   | SEC Championship, 4/21-23/17          | 68-70-66=204 |
| Justine Dreher     | ANNIKA Intercollegiate, 9/28-30/14    | 68-68-71=207 |
| Debbie Eckroth     | Metro Conference Champ., 5/5-7/89     | 78-72-72=222 |
| Siew Ai Lim        | Carolyn Cudone Inter., 11/6/94        | 68-72-70=210 |
| Siew Ai Lim        | NCAA East Regional, 5/11-13/95        | 73-71-70=214 |
| Kristy McPherson   | SEC Championship, 4/20-22/01          | 67-70-70=207 |
| Kristy McPherson   | ACC/SEC Shootout, 9/29-10/1/01        | 71-70-76=217 |
| Kristy McPherson   | Spartan Invitational, 3/4-6/02        | 71-69-71=211 |
| Kristy McPherson   | SEC Championship, 4/19-21/02          | 69-69-71=209 |
| Kristy McPherson   | Bryan Park National Coll., 3/28-30/03 | 69-73=142    |
| Kristy McPherson   | Lady Boilermaker Inv., 4/11-12/03     | 70-78-70=218 |
| Nana Madsen        | Mercedes-Benz Collegiate, 10/17-19/14 | 72-69-71=212 |
| Lotte Moeller      | Casa De Campo Inv., 3/12-13/99        | 79-78-71=228 |
| Marianne Morris    | Hudson Industries Inv., 3/6-8/87      | 72-76-74=222 |
| Ainhoa Olarra      | Florida State Match-Up, 2/9-10/18     | 66-69-71=206 |
| Ainhoa Olarra      | SEC Championship, 4/18-20/18          | 70-69-70=209 |
| Ana Pelaez         | NCAA Columbus Regional, 5/8-10/17     | 76-70-70=216 |
| Jan Rikard         | Lady Gamecock Inv., 4/9-11/82         | 73-69-77=219 |
| Sarah Schmelzel    | Bryan National Collegiate, 4/1-3/16   | 73-71-75=219 |
| Lynn Stiffler      | Lady Gamecock Inv., 4/3-5/81          | 69-73-76=218 |
| Kacy Thompson      | Lady Gamecock Classic, 3/14/03        | 72           |
| Bénédicte Toumpsin | NCAA East Regional, 5/8-10/08         | 68-70-76=214 |
| Bénédicte Toumpsin | LSU Golf Classic, 3/13-15/09          | 70-71-68=209 |
| Vikki Valentine    | Alabama Invitational, 3/1-3/91        | 75-74=149    |



*Kristy McPherson was the individual medalist in a school-record six events during her four-year career (1999-2003), including two SEC Championships.*

**Career Top-5 Finishes**

|                     |           |    |
|---------------------|-----------|----|
| 1. Kristy McPherson | 1999-2003 | 18 |
| 2. Katelyn Dambaugh | 2013-17   | 15 |
| 3. Justine Dreher   | 2011-15   | 9  |
| Siew Ai Lim         | 1992-96   |    |
| 5. Katie Burnett    | 2008-12   | 8  |
| B. Toumpsin         | 2006-10   |    |
| 7. Clarissa Childs  | 1992-96   | 7  |
| Debbie Eckroth      | 1988-92   |    |
| 9. Ainhoa Olarra    | 2014-18   | 6  |
| Vikki Valentine     | 1988-92   |    |
| Truie Timmons       | 1984-88   |    |

**Career Top-10 Finishes**

|                     |           |    |
|---------------------|-----------|----|
| 1. Kristy McPherson | 1999-2003 | 25 |
| 2. Siew Ai Lim      | 1992-96   | 24 |
| 3. Katelyn Dambaugh | 2013-17   | 21 |
| 4. Debbie Eckroth   | 1988-92   | 20 |
| 5. Marianne Morris  | 1983-87   | 16 |
| 6. Katie Burnett    | 2008-12   | 16 |
| 7. Justine Dreher   | 2011-15   | 13 |
| 8. Ainhoa Olarra    | 2014-18   | 12 |
| 9. Clarissa Childs  | 1992-96   | 11 |
| Vikki Valentine     | 1988-92   |    |

**Single-Season Top-5 Finishes**

|                     |         |   |
|---------------------|---------|---|
| 1. Kristy McPherson | 2002-03 | 7 |
| 2. Katelyn Dambaugh | 2015-16 | 6 |
| Justine Dreher      | 2014-15 |   |
| 4. Ainhoa Olarra    | 2017-18 | 5 |
| Katelyn Dambaugh    | 2016-17 |   |
| Katie Burnett       | 2011-12 |   |
| B. Toumpsin         | 2007-08 |   |
| Kristy McPherson    | 2001-02 |   |
| Kristy McPherson    | 2000-01 |   |
| Debbie Eckroth      | 1989-90 |   |
| 11. Siew Ai Lim     | 1994-95 | 4 |
| Lynn Stiffler       | 1980-81 |   |
| Robin Abare         | 1980-81 |   |

**Single-Season Top-10 Finishes**

|                     |         |    |
|---------------------|---------|----|
| 1. Siew Ai Lim      | 1994-95 | 10 |
| 2. Katelyn Dambaugh | 2015-16 | 8  |
| Kristy McPherson    | 2002-03 |    |
| Kristy McPherson    | 2000-01 |    |
| Debbie Eckroth      | 1989-90 |    |
| 6. Katelyn Dambaugh | 2016-17 | 7  |
| Justine Dreher      | 2014-15 |    |
| Katie Burnett       | 2011-12 |    |
| Kristy McPherson    | 2001-02 |    |
| 10. Siew Ai Lim     | 1993-94 | 6  |
| Debbie Eckroth      | 1991-92 |    |
| Marianne Morris     | 1985-86 |    |
| Lynn Stiffler       | 1980-81 |    |





**72-Hole Tournament Total**

|                       |                               |                   |
|-----------------------|-------------------------------|-------------------|
| 1. Samantha Swinehart | NCAA Championship, 5/20-23/14 | 284 (76-76-68-67) |
| 2. Katie Burnett      | NCAA Championship, 5/18-21/10 | 286 (72-74-69-71) |
| 3. Katelyn Dambaugh   | NCAA Championship, 5/20-25/16 | 287 (69-73-71-74) |
| 4. Ainhoa Olarra      | NCAA Championship, 5/20-25/16 | 288 (73-71-73-71) |
| Katie Burnett         | NCAA Championship, 5/22-25/12 | 288 (74-67-74-73) |
| 6. Sarah Schmelzel    | NCAA Championship, 5/20-25/16 | 289 (77-71-72-71) |
| 7. Adrienne Gautreaux | NCAA Championship, 5/18-21/04 | 293 (73-72-78-70) |
| Siew Ai Lim           | NCAA Championship, 5/24-27/95 | 293 (74-73-73-73) |
| 9. Amanda Strang      | NCAA Championship, 5/22-25/12 | 294 (75-73-76-70) |
| 10. Suzie Lee         | NCAA Championship, 5/20-23/14 | 295 (75-78-71-71) |

**54-Hole Tournament Total**


|                     |                                     |                |
|---------------------|-------------------------------------|----------------|
| 1. Katelyn Dambaugh | SEC Championship, 4/21-23/17        | 204 (68-70-66) |
| 2. Ainhoa Olarra    | Tar Heel Invitational, 10/13-15/17  | 205 (70-67-68) |
| 3. Ainhoa Olarra    | Florida State Match-Up, 2/9-10/18   | 206 (66-69-71) |
| Katelyn Dambaugh    | Cougar Classic, 10/2-4/16           | 206 (68-69-69) |
| 5. Katelyn Dambaugh | NCAA Baton Rouge Regional, 5/5-7/16 | 207 (70-66-71) |
| Katelyn Dambaugh    | ANNIKA Intercollegiate, 9/27-29/15  | 207 (65-71-71) |
| Justine Dreher      | ANNIKA Intercollegiate, 9/28-30/14  | 207 (68-68-71) |
| Kristy McPherson    | SEC Championship, 4/20-22/01        | 207 (67-70-70) |
| 9. Ana Pelaez       | Florida State Match-Up, 2/10-12/17  | 208 (67-71-70) |
| Katelyn Dambaugh    | ANNIKA Intercollegiate, 9/25-27/16  | 208 (64-73-71) |

**36-Hole Tournament Total**

|                     |   |             |
|---------------------|---|-------------|
| 1. Ainhoa Olarra    | The Landfall Tradition, 10/27-28/17     | 140 (70-70) |
| Samantha Swinehart  | Mercedes Benz Coll. Champ. 9/20-22/13   | 140 (69-71) |
| 3. Mary Fran Hillow | Mercedes Benz Coll. Champ. 9/20-22/13   | 141 (70-71) |
| 4. Katelyn Dambaugh | Mercedes Benz Coll. Champ. 9/20-22/13   | 142 (68-74) |
| Katie Burnett       | Mason Rudolph W. Champ., 9/25-27/09     | 142 (69-73) |
| Kristy McPherson    | Bryan Park National Coll., 3/28-30/03   | 142 (69-73) |
| 7. Katie Burnett    | Darius Rucker Intercollegiate, 3/2-4/12 | 143 (72-71) |
| 8. Katie Burnett    | NGCA Match Play Qualifying, 9/6/09      | 144 (69-75) |
| Amanda Strang       | NGCA Match Play Qualifying, 9/6/09      | 144 (72-72) |
| 10. Katie Burnett   | ECU/Duke Tri-Match, 4/24/10             | 145 (72-73) |
| Corrine Carr        | ECU/Duke Tri-Match, 4/24/10             | 145 (71-74) |
| Corrine Carr        | NGCA Match Play Qualifying, 9/6/09      | 145 (72-73) |

**18-Hole Score**

|                     |  |    |
|---------------------|--|----|
| 1. Katelyn Dambaugh | ANNIKA Intercollegiate, 1st Rd., 9/25/16     | 64 |
| 2. Katelyn Dambaugh | ANNIKA Intercollegiate, 1st Rd., 9/27/15     | 65 |
| Katelyn Dambaugh    | SEC Championship, 2nd Rd., 4/18/15           |    |
| Mary Fran Hillow    | Mercedes-Benz Collegiate, 3rd Rd., 10/19/14  |    |
| 5. Lois Kaye Go     | Florida State Match-Up, 1st Rd., 2/9/18      | 66 |
| Ainhoa Olarra       | Florida State Match-Up, 1st Rd., 2/9/18      |    |
| Ainhoa Olarra       | Mason Rudolph Championship, 3rd Rd., 9/17/17 |    |
| Katelyn Dambaugh    | SEC Championship, 3rd Rd., 4/23/17           |    |
| Katelyn Dambaugh    | NCAA Baton Rouge Regional, 2nd Rd., 5/6/16   |    |
| Katelyn Dambaugh    | SEC Championship, 3rd Rd., 4/17/16           |    |



*Katelyn Dambaugh boasts the lowest 18 (64) and 54-hole scores (204) in program history*

|                    |  |    |
|--------------------|--|----|
| Katelyn Dambaugh   | PING ASU Invitational, 2nd Rd., 4/11/15  |    |
| Nanna Madsen       | Landfall Tradition, 1st Rd., 10/24/14    |    |
| Justine Dreher     | NCAA East Regional, 3rd Rd., 5/10/14     |    |
| Samantha Swinehart | PING ASU Invitational, 3rd Rd., 4/6/14   |    |
| Katie Burnett      | Cougar Classic, 2nd Rd., 9/12/11         |    |
| Jenna Pearson      | SEC Championship, 2nd Rd., 4/21/07       |    |
| 17. Ainhoa Olarra  | Evans Derby Experience, 3/18/18          | 67 |
| Ainhoa Olarra      | Tar Heel Invitational, 2nd Rd., 10/14/17 |    |
| Ana Pelaez         | Florida State Match-Up, 1st Rd., 2/10/17 |    |
| Katelyn Dambaugh   | Landfall Tradition, 3rd Rd., 10/29/16    |    |
| Katelyn Dambaugh   | Landfall Tradition, 2nd Rd., 10/28/16    |    |
| Samantha Swinehart | NCAA Championship, 4th Rd., 5/23/14      |    |
| Katelyn Dambaugh   | Florida State Match-Up, 3rd Rd., 2/16/14 |    |
| Katie Burnett      | NCAA Championship, 2nd Rd., 5/23/12      |    |
| Katie Rose Higgins | Cougar Classic, 3rd Rd., 9/13/11         |    |
| Katie Burnett      | UCF Challenge, 2nd Rd., 2/14/11          |    |
| Corrine Carr       | SEC Championship, 3rd Rd., 4/18/10       |    |
| Katie Burnett      | NCAA East Regional, 1st Rd., 5/6/10      |    |
| Jenna Pearson      | Dick McGuire Inter., 2nd Rd., 9/11/06    |    |
| Kristy McPherson   | SEC Championship, 1st Rd., 4/20/01       |    |

**First-Round Score**

|                      |                                    |    |
|----------------------|------------------------------------|----|
| 1. Katelyn Dambaugh  | ANNIKA Intercollegiate, 9/25/16    | 64 |
| 2. Katelyn Dambaugh  | ANNIKA Intercollegiate, 9/27/15    | 65 |
| 3. Lois Kaye Go      | Florida State Match-Up, 2/9/18     | 66 |
| Ainhoa Olarra        | Florida State Match-Up, 2/9/18     |    |
| Nanna Madsen         | Landfall Tradition, 10/24/14       |    |
| 6. Ainhoa Olarra     | Evans Derby Experience, 3/18/18    | 67 |
| Ana Pelaez           | Florida State Match-Up, 2/10/17    |    |
| Katie Burnett        | NCAA East Regional, 5/6/10         |    |
| Kristy McPherson     | SEC Championship, 4/20/01          |    |
| 10. Katelyn Dambaugh | SEC Championship, 4/21/17          | 68 |
| Katelyn Dambaugh     | Cougar Classic, 10/2/16            |    |
| Justine Dreher       | ANNIKA Intercollegiate, 9/28/14    |    |
| Katelyn Dambaugh     | PING ASU Inv., 4/4/14              |    |
| Katelyn Dambaugh     | Mercedes Benz Coll. Champ. 9/20/13 |    |
| Justine Dreher       | UCF Challenge, 2/10/13             |    |
| Katie Burnett        | Tar Heel Invitational, 10/7/11     |    |
| Bénédicte Toumpsin   | SEC Championship, 4/16/10          |    |
| Bénédicte Toumpsin   | NCAA East Regional, 5/8/08         |    |
| Jenna Pearson        | Bryan Park National Coll., 4/6/07  |    |
| Kristy McPherson     | NCAA East Regional, 5/8/03         |    |
| Kristy McPherson     | SEC Championship, 4/18/03          |    |
| Siew Ai Lim          | Carolyne Cudone Inter., 11/4/04    |    |

**Second-Round Score**

|                     |                                   |    |
|---------------------|-----------------------------------|----|
| 1. Katelyn Dambaugh | SEC Championship, 4/8/15          | 65 |
| 2. Katelyn Dambaugh | NCAA Baton Rouge Regional, 5/6/16 | 66 |
| Katelyn Dambaugh    | PING ASU Invitational, 4/11/15    |    |
| Katie Burnett       | Cougar Classic, 9/12/11           |    |
| Jenna Pearson       | SEC Championship, 4/21/07         |    |
| 6. Ainhoa Olarra    | Tar Heel Invitational, 10/14/17   | 67 |
| Katelyn Dambaugh    | Landfall Tradition, 10/29/16      |    |
| Katie Burnett       | NCAA Championship, 5/23/12        |    |
| Katie Burnett       | UCF Challenge, 2/14/11            |    |
| Jenna Pearson       | Dick McGuire Inter., 9/11/06      |    |

**Third-Round Score**

|                     |                                     |    |
|---------------------|-------------------------------------|----|
| 1. Mary Fran Hillow | Mercedes-Benz Collegiate, 10/19/14  | 65 |
| 2. Ainhoa Olarra    | Mason Rudolph Championship, 9/17/17 | 66 |
| Katelyn Dambaugh    | SEC Championship, 4/23/17           |    |
| Katelyn Dambaugh    | SEC Championship, 4/17/16           |    |
| Justine Dreher      | NCAA East Regional, 5/10/14         |    |
| Samantha Swinehart  | PING ASU Inv., 4/6/14               |    |
| 7. Katelyn Dambaugh | Landfall Tradition, 10/30/16        | 67 |
| Katelyn Dambaugh    | Florida State Match-Up, 2/16/14     |    |
| Katie Rose Higgins  | Cougar Classic, 9/13/11             |    |
| Corrine Carr        | SEC Championship, 4/18/10           |    |



**Senior Season Average** (Min. 18 rounds)

| Player                | Year    | Rds. | Strokes | Avg.  |
|-----------------------|---------|------|---------|-------|
| 1. Ainhoa Olarra      | 2017-18 | 26   | 1846    | 71.00 |
| 2. Katelyn Dambaugh   | 2016-17 | 28   | 2007    | 71.68 |
| 3. Justine Dreher     | 2014-15 | 32   | 2321    | 72.53 |
| 4. Katie Burnett      | 2011-12 | 33   | 2407    | 72.94 |
| 5. Samantha Swinehart | 2013-14 | 33   | 2413    | 73.12 |

**54-Hole Tournament Total**

|                     |                                    |                |
|---------------------|------------------------------------|----------------|
| 1. Katelyn Dambaugh | SEC Championship, 4/21-23/17       | 204 (68-70-66) |
| 2. Ainhoa Olarra    | Tar Heel Invitational, 10/13-15/17 | 205 (70-67-68) |
| 3. Ainhoa Olarra    | Ainhoa Olarra, 2/9-10/18           | 206 (66-69-71) |
| Katelyn Dambaugh    | Cougar Classic, 10/2-4/16          | 206 (68-69-69) |
| 5. Justine Dreher   | ANNIKA Intercollegiate, 9/28-30/14 | 207 (68-68-71) |

**18-Hole Score**

|                     |  |    |
|---------------------|--|----|
| 1. Katelyn Dambaugh | ANNIKA Intercollegiate, 1st Rd., 9/25/16 | 64 |
| 2. Ainhoa Olarra    | Florida State Match-Up, 1st Rd., 2/9/18  | 66 |
| Ainhoa Olarra       | Mason Rudolph Champ., 3rd Rd., 9/17/17   |    |
| Katelyn Dambaugh    | SEC Championship, 3rd Rd., 4/23/17       |    |
| Samantha Swinehart  | PING ASU Inv., 3rd Rd., 4/6/14           |    |
| Katie Burnett       | Cougar Classic, 2nd Rd., 9/11/11         |    |
| Jenna Pearson       | SEC Championship, 2nd Rd., 4/21/07       |    |
| 8. Ainhoa Olarra    | Evans Derby Experience, 1st Rd., 3/18/18 | 67 |
| Katelyn Dambaugh    | Landfall Tradition, 3rd Rd., 10/30/16    |    |
| Katelyn Dambaugh    | Landfall Tradition, 2nd Rd., 10/29/16    |    |
| Samantha Swinehart  | NCAA Championship, 4th Rd., 5/23/14      |    |
| Katie Burnett       | NCAA Championship, 2nd Rd., 5/23/12      |    |
| Corrine Carr        | SEC Championship, 3rd Rd., 4/18/10       |    |
| Jenna Pearson       | Dick McGuire Inter., 2nd Rd., 9/11/06    |    |

**Single-Season Top-5 Finishes**

|                     |         |   |
|---------------------|---------|---|
| 1. Kristy McPherson | 2002-03 | 7 |
| 2. Justine Dreher   | 2014-15 | 6 |
| 3. Ainhoa Olarra    | 2017-18 | 5 |
| Katelyn Dambaugh    | 2016-17 |   |
| Katie Burnett       | 2011-12 |   |
| 6. Jenna Pearson    | 2006-07 | 3 |
| Vikki Valentine     | 1991-92 |   |
| Kim Belk            | 1988-89 |   |
| Marianne Morris     | 1986-87 |   |

**Sophomore Season Average** (Min. 18 rounds)

| Player              | Year    | Rds. | Strokes | Avg.  |
|---------------------|---------|------|---------|-------|
| 1. Lois Kaye Go     | 2017-18 | 29   | 2101    | 72.45 |
| 2. Katie Burnett    | 2009-10 | 34   | 2502    | 73.59 |
| 3. Katelyn Dambaugh | 2014-15 | 30   | 2210    | 73.66 |
| 4. Kristy McPherson | 2000-01 | 34   | 2510    | 73.82 |
| 5. Sarah Schmelzel  | 2013-14 | 33   | 2442    | 74.00 |

**54-Hole Tournament Total**

|                     |                                    |                |
|---------------------|------------------------------------|----------------|
| 1. Kristy McPherson | SEC Championship, 4/20-22/01       | 207 (67-70-70) |
| 2. Lois Kaye Go     | Tar Heel Invitational, 10/13-15/17 | 210 (71-70-69) |
| Katie Burnett       | NCAA East Regional, 5/6-8/10       | 210 (67-72-71) |
| 4. Katelyn Dambaugh | SEC Championship, 4/17-19/15       | 212 (73-65-74) |
| Sarah Schmelzel     | Florida State Match-Up, 2/14-16/14 | 212 (70-72-70) |

**18-Hole Score**

|                       |   |    |
|-----------------------|---|----|
| 1. Katelyn Dambaugh   | SEC Championship, 2nd Rd., 4/18/15      | 65 |
| 2. Lois Kaye Go       | Florida State Match-Up, 1st Rd., 2/9/18 | 66 |
| Katelyn Dambaugh      | PING ASU Invite., 2nd Rd., 4/11/15      |    |
| 4. Katie Rose Higgins | Cougar Classic, 3rd Rd., 9/13/11        | 67 |
| Katie Burnett         | NCAA East Regional, 1st Rd., 5/6/10     |    |
| Kristy McPherson      | SEC Championship, 1st Rd., 4/20/01      |    |

**Single-Season Top-5 Finishes**

|                       |         |   |
|-----------------------|---------|---|
| 1. Bénédicte Toumpsin | 2007-08 | 5 |
| Kristy McPherson      | 2001-02 |   |
| Debbie Eckroth        | 1989-90 |   |
| 4. Katelyn Dambaugh   | 2014-15 | 3 |
| Clarissa Childs       | 1993-94 |   |
| Siew Ai Lim           | 1993-94 |   |

**Junior Season Average** (Min. 18 rounds)

| Player              | Year    | Rds. | Strokes | Avg.  |
|---------------------|---------|------|---------|-------|
| 1. Katelyn Dambaugh | 2015-16 | 34   | 2435    | 71.62 |
| 2. Ainhoa Olarra    | 2016-17 | 31   | 2254    | 72.71 |
| 3. Justine Dreher   | 2013-14 | 33   | 2421    | 73.36 |
| 4. Kristy McPherson | 2001-02 | 34   | 2502    | 73.59 |
| 5. Marion Veyseyre  | 2017-18 | 29   | 2143    | 73.90 |

**54-Hole Tournament Total**

|                     |                                     |                |
|---------------------|-------------------------------------|----------------|
| 1. Katelyn Dambaugh | NCAA Baton Rouge Regional, 5/5-7/16 | 207 (70-66-71) |
| Katelyn Dambaugh    | ANNIKA Intercollegiate, 9/27-29/15  | 207 (65-71-71) |
| 3. Katelyn Dambaugh | SEC Championship, 4/15-17/16        | 209 (72-71-66) |
| Kristy McPherson    | SEC Championship, 4/19-21/02        | 209 (69-69-71) |
| 5. Siew Ai Lim      | Carolyn Cudone Inter., 11/4-6/94    | 210 (68-72-70) |

**18-Hole Score**

|                     |   |    |
|---------------------|---|----|
| 1. Katelyn Dambaugh | ANNIKA Intercollegiate, 1st Rd., 9/27/15    | 65 |
| Mary Fran Hillow    | Mercedes-Benz Collegiate, 3rd Rd., 10/19/14 |    |
| 3. Katelyn Dambaugh | NCAA Baton Rouge Regional, 2nd Rd., 5/6/16  | 66 |
| Katelyn Dambaugh    | SEC Championship, 3rd Rd., 4/17/16          |    |
| Justine Dreher      | NCAA Regional, 3rd Rd., 5/10/14             |    |
| 6. Katie Burnett    | UCF Challenge, 2nd Rd., 2/14/11             | 67 |

**Single-Season Top-5 Finishes**

|                     |         |   |
|---------------------|---------|---|
| 1. Katelyn Dambaugh | 2015-16 | 6 |
| 2. Kristy McPherson | 2001-02 | 5 |
| 3. Siew Ai Lim      | 1994-95 | 4 |
| 4. Clarissa Childs  | 1994-95 | 3 |
| Truie Timmons       | 1986-87 | 3 |
| 6. Justine Dreher   | 2013-14 | 2 |
| Vikki Valentine     | 1990-91 | 2 |
| Emma Lofgren        | 1998-99 | 2 |

**Freshman Season Average** (Min. 18 rounds)

| Player              | Year    | Rds. | Strokes | Avg.  |
|---------------------|---------|------|---------|-------|
| 1. Ana Pelaez       | 2016-17 | 25   | 1828    | 73.12 |
| 2. Katelyn Dambaugh | 2013-14 | 33   | 2434    | 73.30 |
| 3. Sarah Schmelzel  | 2012-13 | 32   | 2393    | 74.78 |
| 4. Katie Burnett    | 2008-09 | 30   | 2258    | 75.27 |
| 5. Suzie Lee        | 2010-11 | 28   | 2111    | 75.39 |

**54-Hole Tournament Total**

|                  |                                       |                |
|------------------|---------------------------------------|----------------|
| 1. Ana Pelaez    | Florida State Match-Up, 2/10-12/17    | 208 (67-71-70) |
| 2. Nanna Madsen  | Landfall Tradition, 10/24-26/14       | 210 (66-72-72) |
| 3. Nanna Madsen  | Mercedes-Benz Collegiate, 10/17-19/14 | 212 (72-69-71) |
| 4. Katie Burnett | Cougar Classic, 9/14-16/08            | 213 (70-70-73) |
| 5. Nanna Madsen  | ANNIKA Intercollegiate, 9/28-30/14    | 214 (69-75-70) |

**18-Hole Score**

|                     |   |    |
|---------------------|---|----|
| 1. Nanna Madsen     | Landfall Tradition, 1st Rd., 10/24/14     | 66 |
| 2. Ana Pelaez       | Florida State Match-Up, 1st Rd., 2/10/17  | 67 |
| Katelyn Dambaugh    | Florida State Match-Up, 3rd Rd., 2/16/14  |    |
| 4. Katelyn Dambaugh | PING ASU Inv., 1st Rd., 4/4/14            | 68 |
| Katelyn Dambaugh    | Mercedes-Benz Collegiate, 1st Rd. 9/20/14 |    |
| Justine Dreher      | Tar Heel Invitational, 2nd Rd., 10/8/11   |    |

**Single-Season Top-5 Finishes**

|                  |         |   |
|------------------|---------|---|
| 1. Lynn Stiffler | 1980-81 | 4 |
| 2. Nanna Madsen  | 2014-15 | 3 |
| Robin Abare      | 1980-81 |   |
| 4. Ana Pelaez    | 2016-17 | 2 |
| Debbie Eckroth   | 1988-89 |   |



**Robin Abare**

| Year    | Tourn.Rds. | Strokes | Avg. | Low   | Low | Low | Top | Top | Top | Best Finish |      |
|---------|------------|---------|------|-------|-----|-----|-----|-----|-----|-------------|------|
|         |            |         |      | 18    | 36  | 54  | 5   | 10  | 20  |             |      |
| 1980-81 | 13         | 35      | 2828 | 80.80 | 74  | 156 | 236 | 23  | 3   | 4           | 3rd  |
| 1981-82 | 4          | 12      | 951  | 79.25 | 71  | —   | 227 | 0   | 1   | 1           | 6th  |
| 1982-83 | 4          | 14      | 1162 | 83.00 | NA  | NA  | NA  | NA  | NA  | NA          | NA   |
| 1983-84 | 9          | 25      | 2032 | 81.28 | 76  | 164 | 234 | 0   | 0   | 1           | 15th |
| Career  | 30         | 86      | 6973 | 81.08 | 71  | 156 | 227 | 23  | 4   | 6           | 3rd  |

**Dallas Ambrose**

| Year      | Tourn.Rds. | Strokes | Avg. | Low   | Low | Low | Top | Top | Top | Best Finish |      |
|-----------|------------|---------|------|-------|-----|-----|-----|-----|-----|-------------|------|
|           |            |         |      | 18    | 36  | 54  | 5   | 10  | 20  |             |      |
| 1998-99   | 5          | 14      | 1100 | 78.57 | 73  | 167 | 225 | 0   | 0   | 1           | 19th |
| 1999-2000 | 3          | 9       | 710  | 78.89 | 77  | —   | 233 | 0   | 0   | 1           | 15th |
| Career    | 8          | 17      | 1338 | 78.71 | 73  | 167 | 225 | 0   | 0   | 2           | 15th |

**Gaby Amos**

| Year    | Tourn.Rds. | Strokes | Avg. | Low   | Low | Low | Top | Top | Top | Best Finish |      |
|---------|------------|---------|------|-------|-----|-----|-----|-----|-----|-------------|------|
|         |            |         |      | 18    | 36  | 54  | 5   | 10  | 20  |             |      |
| 2015-16 | 3          | 9       | 715  | 79.44 | 71  | —   | 232 | 0   | 0   | 0           | 64th |
| 2016-17 | --         | --      | --   | --    | --  | --  | --  | --  | --  | --          | --   |
| 2017-18 | 3          | 9       | 691  | 76.78 | 73  | --  | 225 | --  | --  | --          | 36th |
| Career  | 6          | 18      | 1406 | 78.11 | 71  | --  | 225 | 0   | 0   | 0           | 36th |

**Apryl Arrants**

| Year      | Tourn.Rds. | Strokes | Avg. | Low   | Low | Low | Top | Top | Top | Best Finish |      |
|-----------|------------|---------|------|-------|-----|-----|-----|-----|-----|-------------|------|
|           |            |         |      | 18    | 36  | 54  | 5   | 10  | 20  |             |      |
| 1996-97   | 8          | 24      | 1940 | 80.83 | 75  | —   | 234 | 0   | 0   | 0           | 21st |
| 1997-98   | 9          | 27      | 2136 | 79.11 | 74  | —   | 226 | 0   | 0   | 1           | 18th |
| 1998-99   | 11         | 30      | 2354 | 78.47 | 73  | 149 | 226 | 0   | 1   | 1           | 6th  |
| 1999-2000 | 10         | 30      | 2361 | 78.70 | 72  | —   | 224 | 0   | 2   | 2           | 9th  |
| Career    | 38         | 111     | 8791 | 79.20 | 72  | 149 | 224 | 0   | 3   | 4           | 6th  |

**Lea Bagwell**

| Year    | Tourn.Rds. | Strokes | Avg. | Low   | Low | Low | Top | Top | Top | Best Finish |      |
|---------|------------|---------|------|-------|-----|-----|-----|-----|-----|-------------|------|
|         |            |         |      | 18    | 36  | 54  | 5   | 10  | 20  |             |      |
| 1991-92 | 8          | 23      | 1796 | 78.09 | 74  | —   | 227 | 1   | 2   | 4           | 4th  |
| 1992-93 | 5          | 15      | 1197 | 79.80 | 76  | —   | 233 | 0   | 0   | 2           | 14th |
| 1993-94 | 10         | 30      | 2386 | 79.53 | 73  | —   | 224 | 0   | 1   | 3           | 7th  |
| 1994-95 | 6          | 18      | 1437 | 79.83 | 74  | —   | 230 | 0   | 0   | 1           | 13th |
| Career  | 29         | 86      | 6816 | 79.26 | 73  | —   | 224 | 1   | 3   | 10          | 4th  |

**Cecilia Barksdale**

| Year    | Tourn.Rds. | Strokes | Avg. | Low   | Low | Low | Top | Top | Top | Best Finish |      |
|---------|------------|---------|------|-------|-----|-----|-----|-----|-----|-------------|------|
|         |            |         |      | 18    | 36  | 54  | 5   | 10  | 20  |             |      |
| 1995-96 | 2          | 6       | 487  | 81.17 | 76  | —   | 242 | 0   | 0   | 0           | 69th |

**Taylor Barrett**

| Year    | Tourn.Rds. | Strokes | Avg. | Low   | Low | Low | Top | Top | Top | Best Finish |      |
|---------|------------|---------|------|-------|-----|-----|-----|-----|-----|-------------|------|
|         |            |         |      | 18    | 36  | 54  | 5   | 10  | 20  |             |      |
| 2006-07 | 8          | 17      | 1338 | 78.71 | 70  | 151 | 232 | 0   | 0   | 1           | 14th |
| 2007-08 | 10         | 25      | 1965 | 78.60 | 71  | —   | 226 | 0   | 0   | 1           | 14th |
| 2008-09 | 10         | 30      | 2342 | 78.07 | 71  | —   | 228 | 0   | 0   | 0           | 23rd |
| 2009-10 | 9          | 24      | 1854 | 77.25 | 74  | 150 | 227 | 0   | 0   | 0           | 44th |
| Career  | 32         | 96      | 7499 | 78.11 | 70  | 150 | 226 | 0   | 0   | 2           | 14th |

**Rachel Bates**

| Year    | Tourn.Rds. | Strokes | Avg. | Low   | Low | Low | Top | Top | Top | Best Finish |      |
|---------|------------|---------|------|-------|-----|-----|-----|-----|-----|-------------|------|
|         |            |         |      | 18    | 36  | 54  | 5   | 10  | 20  |             |      |
| 1989-90 | 2          | 6       | 523  | 87.17 | 81  | —   | 259 | 0   | 0   | 0           | 71st |
| 1990-91 | 9          | 25      | 1984 | 79.36 | 72  | 151 | 234 | 1   | 1   | 4           | 2nd  |
| 1991-92 | 7          | 21      | 1665 | 79.29 | 74  | —   | 232 | 0   | 0   | 2           | 16th |
| 1992-93 | 10         | 30      | 2330 | 77.67 | 71  | 154 | 223 | 1   | 3   | 4           | 2nd  |
| Career  | 28         | 82      | 6502 | 79.29 | 71  | 151 | 223 | 2   | 4   | 10          | 2nd  |

**Erica Battle**

| Year    | Tourn.Rds. | Strokes | Avg. | Low   | Low | Low | Top | Top | Top | Best Finish |      |
|---------|------------|---------|------|-------|-----|-----|-----|-----|-----|-------------|------|
|         |            |         |      | 18    | 36  | 54  | 5   | 10  | 20  |             |      |
| 2002-03 | 5          | 13      | 1018 | 78.31 | 72  | —   | 221 | 0   | 1   | 0           | 8th  |
| 2003-04 | 9          | 27      | 2109 | 78.11 | 71  | —   | 224 | 1   | 0   | 1           | 5th  |
| 2004-05 | 8          | 24      | 1848 | 77.00 | 70  | —   | 218 | 0   | 0   | 4           | 11th |
| 2005-06 | 10         | 30      | 2285 | 76.17 | 72  | —   | 223 | 0   | 1   | 2           | 8th  |
| Career  | 32         | 94      | 7260 | 77.23 | 70  | —   | 221 | 1   | 2   | 7           | 5th  |

**Kim Belk**

| Year    | Tourn.Rds. | Strokes | Avg. | Low   | Low | Low | Top | Top | Top | Best Finish |      |
|---------|------------|---------|------|-------|-----|-----|-----|-----|-----|-------------|------|
|         |            |         |      | 18    | 36  | 54  | 5   | 10  | 20  |             |      |
| 1985-86 | 9          | 30      | 2380 | 79.33 | 70  | —   | 224 | 0   | 1   | 0           | 6th  |
| 1986-87 | 9          | 27      | 2124 | 78.67 | 73  | 160 | 228 | 0   | 0   | 3           | 14th |
| 1987-88 | 6          | 18      | 1443 | 80.17 | 71  | —   | 231 | 0   | 1   | 3           | 6th  |
| 1988-89 | 10         | 30      | 2363 | 78.77 | 72  | —   | 226 | 3   | 4   | 6           | 2nd  |
| Career  | 34         | 105     | 8310 | 79.14 | 70  | 160 | 224 | 3   | 6   | 12          | 2    |

**Lynn Berstein**

| Year    | Tourn.Rds. | Strokes | Avg. | Low   | Low | Low | Top | Top | Top | Best Finish |      |
|---------|------------|---------|------|-------|-----|-----|-----|-----|-----|-------------|------|
|         |            |         |      | 18    | 36  | 54  | 5   | 10  | 20  |             |      |
| 1983-84 | 3          | 9       | 797  | 88.56 | 82  | —   | 255 | 0   | 0   | 0           | 78th |
| 1984-85 | 1          | 3       | 256  | 85.33 | 84  | —   | 256 | 0   | 0   | 0           | 62nd |
| Career  | 4          | 12      | 1053 | 87.75 | 82  | —   | 255 | 0   | 0   | 0           | 62nd |

**Kelly Brannon**

| Year    | Tourn.Rds. | Strokes | Avg. | Low   | Low | Low | Top | Top | Top | Best Finish |      |
|---------|------------|---------|------|-------|-----|-----|-----|-----|-----|-------------|------|
|         |            |         |      | 18    | 36  | 54  | 5   | 10  | 20  |             |      |
| 1982-83 | 5          | 14      | 1190 | 85.00 | NA  | NA  | NA  | NA  | NA  | NA          | NA   |
| 1983-84 | 11         | 31      | 2502 | 80.71 | 72  | 155 | 229 | 0   | 1   | 3           | 10th |
| 1984-85 | 11         | 31      | 2418 | 78.00 | 71  | 156 | 224 | 0   | 1   | 6           | 8th  |
| 1986-87 | 9          | 27      | 2098 | 77.70 | 74  | 158 | 230 | 0   | 3   | 6           | 8th  |
| Career  | 36         | 103     | 8208 | 79.69 | 71  | 155 | 224 | 1   | 5   | 15          | 3rd  |

**Katie Burnett**

| Year    | Tourn.Rds. | Strokes | Avg. | Low   | Low | Low | Top | Top | Top | Best Finish |      |
|---------|------------|---------|------|-------|-----|-----|-----|-----|-----|-------------|------|
|         |            |         |      | 18    | 36  | 54  | 5   | 10  | 20  |             |      |
| 2008-09 | 10         | 30      | 2258 | 75.27 | 70  | —   | 213 | 0   | 1   | 4           | 8th  |
| 2009-10 | 12         | 34      | 2502 | 73.59 | 67  | 142 | 210 | 2   | 3   | 9           | 1st  |
| 2010-11 | 11         | 33      | 2476 | 75.03 | 67  | —   | 214 | 1   | 2   | 2           | T4th |
| 2011-12 | 11         | 33      | 2407 | 72.94 | 66  | 143 | 212 | 5   | 7   | 9           | T3rd |
| Career  | 44         | 130     | 9643 | 74.18 | 66  | 142 | 210 | 8   | 14  | 24          | 1st  |

**Corrine Carr**

| Year    | Tourn.Rds. | Strokes | Avg. | Low   | Low | Low | Top | Top | Top | Best Finish |      |
|---------|------------|---------|------|-------|-----|-----|-----|-----|-----|-------------|------|
|         |            |         |      | 18    | 36  | 54  | 5   | 10  | 20  |             |      |
| 2008-09 | 8          | 24      | 1886 | 78.58 | 73  | —   | 226 | 0   | 0   | 0           | 32nd |
| 2009-10 | 12         | 34      | 2545 | 74.85 | 67  | 145 | 217 | 1   | 2   | 3           | 5th  |
| Career  | 20         | 58      | 4431 | 76.39 | 67  | 145 | 217 | 1   | 2   | 3           | 5th  |

**Tiffany Catafygiotu**

| Year    | Tourn.Rds. | Strokes | Avg. | Low   | Low | Low | Top | Top | Top | Best Finish |      |
|---------|------------|---------|------|-------|-----|-----|-----|-----|-----|-------------|------|
|         |            |         |      | 18    | 36  | 54  | 5   | 10  | 20  |             |      |
| 2001-02 | 4          | 12      | 972  | 81.00 | 75  | —   | 231 | 0   | 0   | 1           | 19th |
| 2002-03 | 11         | 31      | 2435 | 78.55 | 71  | 159 | 219 | 1   | 0   | 0           | 4th  |
| 2003-04 | 7          | 21      | 1673 | 79.67 | 75  | —   | 235 | 0   | 0   | 1           | 17th |
| 2004-05 | 8          | 24      | 1891 | 78.79 | 73  | —   | 222 | 0   | 0   | 0           | 21st |
| Career  | 30         | 88      | 6971 | 79.22 | 71  | 158 | 219 | 1   | 0   | 2           | 4th  |

**Clarissa Childs**

| Year    | Tourn.Rds. | Strokes | Avg. | Low   | Low | Low | Top | Top | Top | Best Finish |     |
|---------|------------|---------|------|-------|-----|-----|-----|-----|-----|-------------|-----|
|         |            |         |      | 18    | 36  | 54  | 5   | 10  | 20  |             |     |
| 1992-93 | 9          | 27      | 2138 | 79.19 | 71  | 154 | 226 | 0   | 2   | 3           | 7th |
| 1993-94 | 10         | 30      | 2338 | 77.93 | 71  | —   | 224 | 3   | 3   | 7           | 1st |
| 1994-95 | 11         | 34      | 2584 | 76.00 | 72  | —   | 222 | 3   | 4   | 8           | 3rd |
| 1995-96 | 11         | 32      | 2492 | 77.88 | 70  | 153 | 224 | 1   | 2   | 5           | 3rd |
| Career  | 41         | 123     | 9552 | 77.66 | 70  | 153 | 222 | 7   | 11  | 23          | 1st |

**Chelsey Couch**

| Year    | Tourn.Rds. | Strokes | Avg. | Low   | Low | Low | Top | Top | Top | Best Finish |       |
|---------|------------|---------|------|-------|-----|-----|-----|-----|-----|-------------|-------|
|         |            |         |      | 18    | 36  | 54  | 5   | 10  | 20  |             |       |
| 2012-13 | 5          | 13      | 1000 | 76.92 | 73  | —   | 224 | 0   | 0   | 0           | T36th |
| 2013-14 | --         | --      | --   | --    | --  | --  | --  | --  | --  | --          | --    |
| Career  | 5          | 13      | 1000 | 76.92 | 73  | —   | 224 | 0   | 0   | 0           | T36th |





**Abby Derman**

| Year      | Tourn.Rds. | Strokes | Avg. | Low   | Low | Low | Top | Top | Top | Best Finish |      |
|-----------|------------|---------|------|-------|-----|-----|-----|-----|-----|-------------|------|
|           |            |         |      | 18    | 36  | 54  | 5   | 10  | 20  |             |      |
| 1997-98   | 8          | 21      | 1763 | 83.95 | 79  | —   | 247 | 0   | 0   | 0           | 41st |
| 1999-2000 | 2          | 6       | 496  | 82.67 | 78  | —   | 247 | 0   | 0   | 0           | 48th |
| 2000-01   | 4          | 12      | 971  | 80.92 | 78  | —   | 233 | 0   | 0   | 1           | 17th |
| Career    | 14         | 39      | 3230 | 82.82 | 78  | —   | 233 | 0   | 0   | 1           | 17th |

**Laurie Dion**

| Year    | Tourn.Rds. | Strokes | Avg. | Low   | Low | Low | Top | Top | Top | Best Finish |      |
|---------|------------|---------|------|-------|-----|-----|-----|-----|-----|-------------|------|
|         |            |         |      | 18    | 36  | 54  | 5   | 10  | 20  |             |      |
| 1984-85 | 6          | 18      | 1495 | 83.06 | 75  | —   | 237 | 0   | 0   | 1           | 17th |
| 1985-86 | 1          | 3       | 238  | 79.33 | 78  | —   | 238 | 0   | 0   | 0           | NA   |
| 1987-88 | 3          | 9       | 766  | 85.11 | 81  | —   | 253 | 0   | 0   | 0           | 55th |
| 1988-89 | 4          | 12      | 998  | 83.17 | 79  | —   | 244 | 0   | 0   | 1           | 16th |
| Career  | 14         | 42      | 3497 | 83.26 | 75  | —   | 237 | 0   | 0   | 2           | 16th |

**Justine Dreher**

| Year    | Tourn.Rds. | Strokes | Avg. | Low   | Low | Low | Top | Top | Top | Best Finish |       |
|---------|------------|---------|------|-------|-----|-----|-----|-----|-----|-------------|-------|
|         |            |         |      | 18    | 36  | 54  | 5   | 10  | 20  |             |       |
| 2011-12 | 8          | 24      | 1812 | 75.50 | 68  | 150 | 221 | 0   | 0   | 3           | T12th |
| 2012-13 | 11         | 32      | 2415 | 75.47 | 68  | —   | 218 | 1   | 1   | 3           | T3rd  |
| 2013-14 | 11         | 33      | 2421 | 73.36 | 66  | 149 | 211 | 2   | 5   | 8           | 4th   |
| 2014-15 | 11         | 32      | 2321 | 72.53 | 68  | —   | 207 | 6   | 7   | 9           | 1st   |
| Career  | 41         | 121     | 8969 | 74.12 | 66  | 149 | 207 | 9   | 13  | 23          | 1st   |

**Debbie Eckroth**

| Year    | Tourn.Rds. | Strokes | Avg. | Low   | Low | Low | Top | Top | Top | Best Finish |     |
|---------|------------|---------|------|-------|-----|-----|-----|-----|-----|-------------|-----|
|         |            |         |      | 18    | 36  | 54  | 5   | 10  | 20  |             |     |
| 1988-89 | 7          | 21      | 1639 | 78.05 | 72  | —   | 222 | 2   | 2   | 4           | 1st |
| 1989-90 | 12         | 37      | 2865 | 77.43 | 71  | —   | 225 | 5   | 8   | 9           | 2nd |
| 1990-91 | 9          | 25      | 1955 | 78.20 | 73  | 157 | 226 | 0   | 4   | 7           | 6th |
| 1991-92 | 9          | 27      | 2076 | 76.89 | 72  | —   | 224 | 0   | 6   | 7           | 6th |
| Career  | 37         | 110     | 8535 | 77.59 | 71  | 157 | 222 | 7   | 20  | 27          | 1st |

**Cecilia Ekelundh**

| Year    | Tourn.Rds. | Strokes | Avg. | Low   | Low | Low | Top | Top | Top | Best Finish |     |
|---------|------------|---------|------|-------|-----|-----|-----|-----|-----|-------------|-----|
|         |            |         |      | 18    | 36  | 54  | 5   | 10  | 20  |             |     |
| 1998-99 | 7          | 19      | 1465 | 77.11 | 73  | 151 | 227 | 1   | 2   | 3           | 5th |

**Suzie Ellison**

| Year    | Tourn.Rds. | Strokes | Avg. | Low   | Low | Low | Top | Top | Top | Best Finish |      |
|---------|------------|---------|------|-------|-----|-----|-----|-----|-----|-------------|------|
|         |            |         |      | 18    | 36  | 54  | 5   | 10  | 20  |             |      |
| 1980-81 | 2          | 5       | 414  | 82.80 | NA  | NA  | NA  | NA  | NA  | NA          | NA   |
| 1981-82 | 8          | 15      | 1220 | 81.33 | 76  | —   | 232 | 0   | 0   | 2           | 16th |
| 1982-83 | 5          | 14      | 1153 | 82.36 | 78  | 159 | 247 | NA  | NA  | NA          | NA   |
| Career  | 12         | 34      | 2787 | 81.97 | 76  | 159 | 232 | 0   | 0   | 2           | 16th |

**Camila Faaborg-Andersen**

| Year    | Tourn.Rds. | Strokes | Avg. | Low   | Low | Low | Top | Top | Top | Best Finish |     |
|---------|------------|---------|------|-------|-----|-----|-----|-----|-----|-------------|-----|
|         |            |         |      | 18    | 36  | 54  | 5   | 10  | 20  |             |     |
| 1996-97 | 10         | 30      | 2332 | 77.73 | 71  | —   | 225 | 0   | 3   | 4           | 6th |

**Karin Fries**

| Year    | Tourn.Rds. | Strokes | Avg. | Low   | Low | Low | Top | Top | Top | Best Finish |      |
|---------|------------|---------|------|-------|-----|-----|-----|-----|-----|-------------|------|
|         |            |         |      | 18    | 36  | 54  | 5   | 10  | 20  |             |      |
| 1994-95 | 7          | 22      | 1779 | 80.86 | 74  | —   | 237 | 0   | 0   | 0           | 25th |
| 1995-96 | 8          | 23      | 1871 | 81.35 | 74  | 160 | 230 | 0   | 0   | 0           | 21st |
| 1996-97 | 8          | 24      | 1914 | 79.75 | 75  | —   | 234 | 0   | 0   | 1           | 20th |
| Career  | 23         | 69      | 5564 | 80.64 | 74  | 160 | 230 | 0   | 0   | 1           | 20th |

**Liz Galbraith**

| Year    | Tourn.Rds. | Strokes | Avg. | Low   | Low | Low | Top | Top | Top | Best Finish |      |
|---------|------------|---------|------|-------|-----|-----|-----|-----|-----|-------------|------|
|         |            |         |      | 18    | 36  | 54  | 5   | 10  | 20  |             |      |
| 1984-85 | 8          | 23      | 1910 | 83.04 | 78  | 175 | 241 | 0   | 0   | 0           | 47th |
| 1985-86 | 5          | 15      | 1231 | 82.07 | 76  | —   | 237 | 0   | 0   | 0           | 37th |
| 1986-87 | 3          | 9       | 715  | 79.44 | 75  | —   | 235 | 0   | 0   | 1           | 19th |
| 1987-88 | 9          | 27      | 2201 | 81.52 | 72  | —   | 235 | 0   | 1   | 1           | 7th  |
| Career  | 25         | 74      | 6057 | 81.85 | 72  | 175 | 235 | 0   | 1   | 2           | 7th  |

**Adrienne Gautreaux**

| Year    | Tourn.Rds. | Strokes | Avg. | Low   | Low | Low | Top | Top | Top | Best Finish |     |
|---------|------------|---------|------|-------|-----|-----|-----|-----|-----|-------------|-----|
|         |            |         |      | 18    | 36  | 54  | 5   | 10  | 20  |             |     |
| 2001-02 | 11         | 34      | 2596 | 76.35 | 69  | —   | 218 | 2   | 4   | 6           | 4th |
| 2002-03 | 11         | 32      | 2448 | 76.50 | 72  | —   | 223 | 0   | 1   | 6           | 8th |
| 2003-04 | 11         | 34      | 2531 | 74.44 | 69  | —   | 218 | 2   | 3   | 8           | 2nd |
| Career  | 33         | 100     | 7575 | 75.75 | 69  | —   | 218 | 4   | 8   | 20          | 2nd |

**Sofia Gervas**

| Year    | Tourn.Rds. | Strokes | Avg. | Low   | Low | Low | Top | Top | Top | Best Finish |      |
|---------|------------|---------|------|-------|-----|-----|-----|-----|-----|-------------|------|
|         |            |         |      | 18    | 36  | 54  | 5   | 10  | 20  |             |      |
| 1988-89 | 4          | 12      | 1002 | 83.50 | 81  | —   | 246 | 0   | 0   | 0           | 45th |
| 1989-90 | 9          | 27      | 2197 | 81.37 | 73  | —   | 235 | 0   | 2   | 0           | 8th  |
| 1990-91 | 9          | 25      | 2035 | 81.40 | 76  | 161 | 233 | 0   | 1   | 4           | 7th  |
| 1991-92 | 4          | 12      | 975  | 81.25 | 77  | —   | 236 | 0   | 0   | 0           | 23rd |
| Career  | 26         | 76      | 6209 | 81.70 | 73  | 161 | 233 | 0   | 3   | 4           | 7th  |

**Lois Kaye Go**

| Year    | Tourn.Rds. | Strokes | Avg. | Low   | Low | Low | Top | Top | Top | Best Finish |     |
|---------|------------|---------|------|-------|-----|-----|-----|-----|-----|-------------|-----|
|         |            |         |      | 18    | 36  | 54  | 5   | 10  | 20  |             |     |
| 2017-18 | 10         | 29      | 2101 | 72.45 | 66  | 150 | 210 | 1   | 3   | 6           | 3rd |
| Career  | 10         | 29      | 2101 | 72.45 | 66  | 150 | 210 | 1   | 3   | 6           | 3rd |

**Margaret Hickey**

| Year    | Tourn.Rds. | Strokes | Avg. | Low   | Low | Low | Top | Top | Top | Best Finish |      |
|---------|------------|---------|------|-------|-----|-----|-----|-----|-----|-------------|------|
|         |            |         |      | 18    | 36  | 54  | 5   | 10  | 20  |             |      |
| 1989-90 | 3          | 9       | 767  | 85.22 | 80  | —   | 252 | 0   | 0   | 1           | 17th |
| 1990-91 | 1          | 3       | 250  | 83.33 | NA  | NA  | 250 | NA  | NA  | NA          | NA   |
| 1991-92 | 6          | 18      | 1429 | 79.39 | 73  | —   | 232 | 0   | 0   | 2           | 18th |
| 1992-93 | 3          | 9       | 752  | 83.56 | 76  | —   | 239 | 0   | 0   | 1           | 20th |
| Career  | 13         | 39      | 3198 | 82.00 | 73  | —   | 232 | 0   | 0   | 4           | 17th |

**Katie Rose Higgins**

| Year    | Tourn.Rds. | Strokes | Avg. | Low   | Low | Low | Top | Top | Top | Best Finish |       |
|---------|------------|---------|------|-------|-----|-----|-----|-----|-----|-------------|-------|
|         |            |         |      | 18    | 36  | 54  | 5   | 10  | 20  |             |       |
| 2010-11 | 11         | 34      | 2476 | 77.88 | 72  | —   | 221 | 0   | 0   | 0           | T24th |
| 2011-12 | 7          | 20      | 1552 | 77.60 | 67  | 160 | 221 | 0   | 0   | 0           | T39th |
| Career  | 18         | 54      | 4200 | 77.78 | 67  | 160 | 221 | 0   | 0   | 0           | T24th |

**Mary Fran Hillow**

| Year    | Tourn.Rds. | Strokes | Avg. | Low   | Low | Low | Top | Top | Top | Best Finish |       |
|---------|------------|---------|------|-------|-----|-----|-----|-----|-----|-------------|-------|
|         |            |         |      | 18    | 36  | 54  | 5   | 10  | 20  |             |       |
| 2012-13 | 7          | 22      | 1707 | 77.59 | 72  | —   | 219 | 0   | 0   | 1           | T18th |
| 2013-14 | 7          | 20      | 1513 | 75.65 | 70  | 141 | 221 | 0   | 1   | 1           | 7th   |
| 2014-15 | 10         | 30      | 2259 | 75.30 | 65  | —   | 215 | 1   | 1   | 3           | T2nd  |
| Career  | 24         | 72      | 5479 | 76.09 | 65  | 141 | 215 | 1   | 2   | 5           | T2nd  |

**Erika Holmen**

| Year    | Tourn.Rds. | Strokes | Avg. | Low   | Low | Low | Top | Top | Top | Best Finish |      |
|---------|------------|---------|------|-------|-----|-----|-----|-----|-----|-------------|------|
|         |            |         |      | 18    | 36  | 54  | 5   | 10  | 20  |             |      |
| 2007-08 | 6          | 15      | 1179 | 78.60 | 70  | —   | 225 | 0   | 0   | 0           | 48th |

**Libby Howard**

| Year    | Tourn.Rds. | Strokes | Avg. | Low   | Low | Low | Top | Top | Top | Best Finish |      |
|---------|------------|---------|------|-------|-----|-----|-----|-----|-----|-------------|------|
|         |            |         |      | 18    | 36  | 54  | 5   | 10  | 20  |             |      |
| 1994-95 | 3          | 9       | 733  | 81.44 | 79  | —   | 241 | 0   | 0   | 0           | 47th |
| 1995-96 | 9          | 26      | 2045 | 78.65 | 70  | 156 | 226 | 0   | 1   | 2           | 10th |
| 1996-97 | 9          | 27      | 2181 | 80.78 | 73  | —   | 228 | 0   | 0   | 2           | 14th |
| 1997-98 | 9          | 27      | 2174 | 80.52 | 77  | —   | 234 | 0   | 0   | 1           | 17th |
| Career  | 30         | 89      | 7133 | 80.15 | 70  | 156 | 226 | 0   | 1   | 5           | 10th |

**Allison Jarrett**

| Year    | Tourn.Rds. | Strokes | Avg. | Low   | Low | Low | Top | Top | Top | Best Finish |      |
|---------|------------|---------|------|-------|-----|-----|-----|-----|-----|-------------|------|
|         |            |         |      | 18    | 36  | 54  | 5   | 10  | 20  |             |      |
| 1988-89 | 4          | 12      | 1020 | 85.00 | 78  | —   | 242 | 0   | 0   | 0           | 30th |
| 1989-90 | 2          | 6       | 513  | 85.50 | 84  | —   | 249 | 0   | 0   | 0           | 45th |
| Career  | 6          | 18      | 1533 | 85.17 | 78  | —   | 242 | 0   | 0   | 0           | 30th |

**Tara Joy**

| Year    | Tourn.Rds. | Strokes | Avg. | Low   | Low | Low | Top | Top | Top | Best Finish |     |
|---------|------------|---------|------|-------|-----|-----|-----|-----|-----|-------------|-----|
|         |            |         |      | 18    | 36  | 54  | 5   | 10  | 20  |             |     |
| 1991-92 | 3          | 9       | 728  | 80.89 | 74  | —   | 230 | 1   | 1   | 1           | 5th |
| 1992-93 | 7          | 21      | 165  |       |     |     |     |     |     |             |     |



**Rebekah Lee**

| Year    | Tourn.Rds. | Strokes | Avg. | Low   | Low | Low | Top | Top | Top | Best |      |
|---------|------------|---------|------|-------|-----|-----|-----|-----|-----|------|------|
|         |            |         |      | 18    | 36  | 54  |     |     |     |      |      |
| 1993-94 | 6          | 18      | 1427 | 79.28 | 73  | —   | 226 | 0   | 0   | 1    | 12th |
| 1994-95 | 10         | 31      | 2450 | 79.03 | 73  | —   | 226 | 0   | 0   | 2    | 12th |
| 1995-96 | 11         | 32      | 2539 | 79.34 | 73  | 154 | 227 | 0   | 1   | 3    | 8th  |
| 1996-97 | 10         | 31      | 2444 | 78.84 | 72  | —   | 225 | 0   | 2   | 4    | 6th  |
| Career  | 37         | 112     | 8860 | 79.11 | 72  | 154 | 225 | 0   | 3   | 10   | 6th  |

**Suzie Lee**

| Year    | Tourn.Rds. | Strokes | Avg.  | Low   | Low | Low | Top | Top | Top | Best |       |
|---------|------------|---------|-------|-------|-----|-----|-----|-----|-----|------|-------|
|         |            |         |       | 18    | 36  | 54  |     |     |     |      |       |
| 2010-11 | 9          | 28      | 2111  | 75.39 | 71  | —   | 216 | 0   | 1   | 3    | T9th  |
| 2011-12 | 6          | 18      | 1375  | 76.39 | 68  | 158 | 223 | 0   | 0   | 0    | T41st |
| 2012-13 | 11         | 31      | 2338  | 75.42 | 71  | —   | 217 | 0   | 0   | 2    | T14th |
| 2013-14 | 10         | 30      | 2254  | 75.13 | 68  | 148 | 218 | 0   | 0   | 1    | T19th |
| Career  | 36         | 107     | 8,078 | 75.50 | 68  | 148 | 216 | 0   | 1   | 6    | T9th  |

**Siew Ai Lim**

| Year    | Tourn.Rds. | Strokes | Avg. | Low   | Low | Low | Top | Top | Top | Best |     |
|---------|------------|---------|------|-------|-----|-----|-----|-----|-----|------|-----|
|         |            |         |      | 18    | 36  | 54  |     |     |     |      |     |
| 1992-93 | 11         | 33      | 2575 | 78.03 | 71  | 156 | 224 | 0   | 4   | 7    | 6th |
| 1993-94 | 11         | 34      | 2603 | 76.56 | 71  | —   | 224 | 3   | 6   | 9    | 2nd |
| 1994-95 | 10         | 31      | 2305 | 74.35 | 70  | —   | 210 | 4   | 10  | 10   | 1st |
| 1995-96 | 11         | 32      | 2427 | 75.84 | 71  | —   | 218 | 2   | 4   | 9    | 2nd |
| Career  | 43         | 130     | 9910 | 76.23 | 70  | 156 | 210 | 9   | 24  | 35   | 1st |

**Julie Loebes**

| Year    | Tourn.Rds. | Strokes | Avg. | Low   | Low | Low | Top | Top | Top | Best |      |
|---------|------------|---------|------|-------|-----|-----|-----|-----|-----|------|------|
|         |            |         |      | 18    | 36  | 54  |     |     |     |      |      |
| 1980-81 | 12         | 32      | 2650 | 82.81 | 73  | 163 | 239 | 1   | 2   | 4    | 4th  |
| 1981-82 | 3          | 9       | 739  | 82.11 | 79  | —   | 241 | 0   | 0   | 0    | 36th |
| Career  | 15         | 41      | 3389 | 82.66 | 73  | 163 | 239 | 1   | 2   | 4    | 4th  |

**Emma Lofgren**

| Year      | Tourn.Rds. | Strokes | Avg. | Low   | Low | Low | Top | Top | Top | Best |      |
|-----------|------------|---------|------|-------|-----|-----|-----|-----|-----|------|------|
|           |            |         |      | 18    | 36  | 54  |     |     |     |      |      |
| 1996-97   | 10         | 30      | 2389 | 79.63 | 74  | —   | 227 | 0   | 1   | 1    | 10th |
| 1997-98   | 9          | 27      | 2117 | 78.41 | 71  | —   | 229 | 0   | 2   | 3    | 7th  |
| 1998-99   | 11         | 31      | 2388 | 77.03 | 72  | 147 | 222 | 2   | 3   | 5    | 3rd  |
| 1999-2000 | 9          | 30      | 2347 | 78.23 | 72  | —   | 225 | 0   | 1   | 2    | 9th  |
| Career    | 39         | 118     | 9241 | 78.31 | 71  | 147 | 222 | 2   | 7   | 11   | 3rd  |

**Elizabeth Macfie**

| Year    | Tourn.Rds. | Strokes | Avg. | Low   | Low | Low | Top | Top | Top | Best |     |
|---------|------------|---------|------|-------|-----|-----|-----|-----|-----|------|-----|
|         |            |         |      | 18    | 36  | 54  |     |     |     |      |     |
| 1985-86 | 10         | 30      | 2307 | 76.90 | 73  | —   | 225 | 2   | 4   | 6    | 3rd |
| 1986-87 | 7          | 21      | 1630 | 77.62 | 71  | —   | 222 | 1   | 3   | 5    | 3rd |
| 1987-88 | 9          | 27      | 2118 | 78.44 | 71  | —   | 225 | 1   | 3   | 6    | 3rd |
| Career  | 26         | 78      | 6055 | 77.63 | 71  | —   | 222 | 4   | 10  | 17   | 3rd |

**Laura McCaslin**

| Year    | Tourn.Rds. | Strokes | Avg. | Low   | Low | Low | Top | Top | Top | Best |      |
|---------|------------|---------|------|-------|-----|-----|-----|-----|-----|------|------|
|         |            |         |      | 18    | 36  | 54  |     |     |     |      |      |
| 2003-04 | 5          | 15      | 1183 | 78.87 | 72  | —   | 224 | 0   | 0   | 1    | 17th |
| 2004-05 | 2          | 6       | 492  | 82.00 | 81  | —   | 245 | 0   | 0   | 0    | 33rd |
| 2005-06 | 7          | 21      | 1638 | 78.00 | 71  | —   | 219 | 0   | 1   | 2    | 10th |
| Career  | 14         | 42      | 3313 | 78.88 | 71  | —   | 219 | 0   | 1   | 3    | 10th |

**Kristy McPherson**

| Year      | Tourn.Rds. | Strokes | Avg. | Low   | Low | Low | Top | Top | Top | Best |     |
|-----------|------------|---------|------|-------|-----|-----|-----|-----|-----|------|-----|
|           |            |         |      | 18    | 36  | 54  |     |     |     |      |     |
| 1999-2000 | 10         | 30      | 2312 | 77.07 | 72  | —   | 219 | 1   | 2   | 5    | 2nd |
| 2000-01   | 11         | 34      | 2510 | 73.82 | 67  | —   | 207 | 5   | 8   | 9    | 1st |
| 2001-02   | 11         | 34      | 2502 | 73.59 | 69  | —   | 209 | 5   | 7   | 9    | 1st |
| 2002-03   | 11         | 31      | 2276 | 73.42 | 68  | 142 | 209 | 7   | 8   | 9    | 1st |
| Career    | 43         | 129     | 9600 | 74.42 | 67  | 142 | 207 | 18  | 25  | 32   | 1st |

**Megan Miller**

| Year    | Tourn.Rds. | Strokes | Avg. | Low   | Low | Low | Top | Top | Top | Best |      |
|---------|------------|---------|------|-------|-----|-----|-----|-----|-----|------|------|
|         |            |         |      | 18    | 36  | 54  |     |     |     |      |      |
| 2003-04 | 3          | 9       | 715  | 79.44 | 73  | —   | 226 | 0   | 0   | 0    | 35th |
| 2004-05 | 1          | 3       | 241  | 80.33 | 80  | —   | 241 | 0   | 0   | 0    | 99th |
| Career  | 4          | 12      | 956  | 79.67 | 73  | —   | 226 | 0   | 0   | 0    | 35th |

**Lotte Moeller**

| Year    | Tourn.Rds. | Strokes | Avg. | Low   | Low | Low | Top | Top | Top | Best |      |
|---------|------------|---------|------|-------|-----|-----|-----|-----|-----|------|------|
|         |            |         |      | 18    | 36  | 54  |     |     |     |      |      |
| 1997-98 | 6          | 18      | 1395 | 77.50 | 74  | —   | 226 | 0   | 0   | 3    | 11th |
| 1998-99 | 11         | 31      | 2409 | 77.71 | 70  | 150 | 223 | 1   | 3   | 6    | 1st  |
| Career  | 17         | 49      | 3804 | 77.63 | 70  | 150 | 223 | 1   | 3   | 9    | 1st  |

**Marianna Monaco**

| Year    | Tourn.Rds. | Strokes | Avg. | Low   | Low | Low | Top | Top | Top | Best |      |
|---------|------------|---------|------|-------|-----|-----|-----|-----|-----|------|------|
|         |            |         |      | 18    | 36  | 54  |     |     |     |      |      |
| 2015-16 | 2          | 6       | 463  | 77.17 | 73  | —   | 229 | 0   | 0   | 0    | 52nd |
| 2016-17 | 2          | 6       | 458  | 76.33 | 70  | —   | 227 | 0   | 0   | 0    | 42nd |
| Career  | 4          | 12      | 921  | 76.75 | 70  | —   | 227 | 0   | 0   | 0    | 42nd |

**Camila Mori**

| Year    | Tourn.Rds. | Strokes | Avg. | Low   | Low | Low | Top | Top | Top | Best |      |
|---------|------------|---------|------|-------|-----|-----|-----|-----|-----|------|------|
|         |            |         |      | 18    | 36  | 54  |     |     |     |      |      |
| 2005-06 | 6          | 18      | 1399 | 77.72 | 71  | —   | 227 | 0   | 0   | 0    | 31st |
| 2006-07 | 9          | 27      | 2070 | 76.67 | 72  | —   | 218 | 0   | 0   | 2    | 12th |
| 2007-08 | 9          | 28      | 2158 | 77.07 | 72  | —   | 225 | 0   | 0   | 0    | 24th |
| Career  | 24         | 73      | 5627 | 77.08 | 71  | —   | 218 | 0   | 0   | 2    | 12th |

**Marianne Morris**

| Year    | Tourn.Rds. | Strokes | Avg. | Low   | Low | Low | Top | Top | Top | Best |      |
|---------|------------|---------|------|-------|-----|-----|-----|-----|-----|------|------|
|         |            |         |      | 18    | 36  | 54  |     |     |     |      |      |
| 1983-84 | 10         | 29      | 2345 | 80.86 | 76  | 156 | 232 | 0   | 1   | 3    | 10th |
| 1984-85 | 10         | 28      | 2206 | 78.79 | 74  | —   | 227 | 0   | 4   | 4    | 7th  |
| 1985-86 | 11         | 31      | 2370 | 76.45 | 68  | —   | 221 | 1   | 6   | 6    | 4th  |
| 1986-87 | 11         | 33      | 2513 | 76.15 | 70  | 155 | 220 | 3   | 5   | 9    | 1st  |
| Career  | 42         | 121     | 9434 | 77.97 | 68  | 155 | 220 | 4   | 16  | 22   | 1st  |

**Isidora Nilsson**

| Year    | Tourn.Rds. | Strokes | Avg. | Low   | Low | Low | Top | Top | Top | Best |      |
|---------|------------|---------|------|-------|-----|-----|-----|-----|-----|------|------|
|         |            |         |      | 18    | 36  | 54  |     |     |     |      |      |
| 2015-16 | 7          | 21      | 1626 | 77.43 | 70  | —   | 223 | 0   | 0   | 0    | 30th |
| 2016-17 | 4          | 12      | 907  | 75.58 | 71  | —   | 222 | 0   | 0   | 0    | 27th |
| 2017-18 | 1          | 3       | 219  | 73.00 | 72  | —   | 219 | 0   | 0   | 0    | 43rd |
| Career  | 12         | 36      | 2752 | 76.44 | 70  | —   | 219 | 0   | 0   | 0    | 27th |

**Julie Norris**

| Year    | Tourn.Rds. | Strokes | Avg. | Low   | Low | Low | Top | Top | Top | Best |      |
|---------|------------|---------|------|-------|-----|-----|-----|-----|-----|------|------|
|         |            |         |      | 18    | 36  | 54  |     |     |     |      |      |
| 1992-93 | 2          | 6       | 514  | 85.67 | 83  | —   | 254 | 0   | 0   | 0    | 36th |
| 1993-94 | 4          | 12      | 980  | 81.67 | 76  | —   | 240 | 0   | 0   | 0    | 24th |
| 1994-95 | 10         | 30      | 2386 | 79.53 | 73  | —   | 230 | 0   | 0   | 3    | 14th |
| 1995-96 | 1          | 3       | 238  | 79.33 | 76  | —   | 238 | 0   | 0   | 0    | 59th |
| Career  | 17         | 51      | 4118 | 80.75 | 73  | —   | 230 | 0   | 0   | 3    | 14th |

**Ainhua Olarra**

| Year    | Tourn.Rds. | Strokes | Avg. | Low   | Low | Low | Top | Top | Top | Best |     |
|---------|------------|---------|------|-------|-----|-----|-----|-----|-----|------|-----|
|         |            |         |      | 18    | 36  | 54  |     |     |     |      |     |
| 2014-15 | 5          | 13      | 1009 | 77.61 | 72  | —   | 225 | 0   | 0   | 0    | T30 |
| 2015-16 | 11         | 34      | 2529 | 74.38 | 69  | —   | 217 | 0   | 2   | 4    | 8th |
| 2016-17 | 11         | 31      | 2254 | 72.71 | 69  | —   | 213 | 1   | 5   | 7    | 5th |
| 2017-18 | 9          | 26      | 1846 | 71.00 | 66  | 140 | 205 | 5   | 5   | 6    | 1st |
| Career  | 36         | 104     | 7638 | 73.44 | 66  | 140 | 205 | 6   | 12  | 17   | 1st |

**Jenna Pearson**

| Year    | Tourn.Rds. | Strokes | Avg. | Low   | Low | Low | Top | Top | Top | Best |      |
|---------|------------|---------|------|-------|-----|-----|-----|-----|-----|------|------|
|         |            |         |      | 18    | 36  | 54  |     |     |     |      |      |
| 2003-04 | 7          | 21      | 1650 | 78.57 | 72  | —   | 227 | 0   | 0   | 1    | 15th |
| 2004-05 | 11         | 34      | 2619 | 77.03 | 69  | —   | 217 | 0   | 0   | 3    | 14th |
| 2005-06 | 10         | 30      | 2285 | 76.17 | 70  | —   | 221 | 0   | 2   | 2    | 6th  |
| 2006-07 | 10         | 29      | 2169 | 74.79 | 66  | —   | 216 | 3   | 3   | 6    | 5th  |
| Career  | 38         | 114     | 8723 | 76.52 | 66  | —   | 216 | 3   | 5   | 12   | 5th  |

**Ana Pelaez**

| Year | Tourn.Rds. |
|------|------------|
|------|------------|



**Stefanie Reynolds**

| Year      | Tourn.Rds. | Strokes | Avg. | Low   | Low | Low | Top | Top | Top | Best Finish |      |
|-----------|------------|---------|------|-------|-----|-----|-----|-----|-----|-------------|------|
|           |            |         |      | 18    | 36  | 54  | 5   | 10  | 20  |             |      |
| 1998-99   | 11         | 31      | 2440 | 78.71 | 73  | 158 | 225 | 0   | 0   | 1           | 17th |
| 1999-2000 | 9          | 27      | 2127 | 78.78 | 71  | —   | 225 | 0   | 0   | 2           | 12th |
| 2000-01   | 7          | 22      | 1729 | 78.59 | 72  | —   | 227 | 0   | 0   | 0           | 22nd |
| Career    | 27         | 80      | 6296 | 78.70 | 71  | 158 | 225 | 0   | 0   | 3           | 12th |

**Jan Rikard**

| Year    | Tourn.Rds. | Strokes | Avg. | Low   | Low | Low | Top | Top | Top | Best Finish |     |
|---------|------------|---------|------|-------|-----|-----|-----|-----|-----|-------------|-----|
|         |            |         |      | 18    | 36  | 54  | 5   | 10  | 20  |             |     |
| 1980-81 | 13         | 23      | 1852 | 80.52 | 74  | 150 | 229 | 1   | 3   | 3           | 3rd |
| 1981-82 | 6          | 18      | 1402 | 77.89 | 69  | —   | 219 | 2   | 2   | 3           | 1st |
| Career  | 19         | 41      | 3254 | 79.37 | 69  | 159 | 219 | 3   | 5   | 6           | 1st |

**Aileen Robertson**

| Year    | Tourn.Rds. | Strokes | Avg. | Low   | Low | Low | Top | Top | Top | Best Finish |      |
|---------|------------|---------|------|-------|-----|-----|-----|-----|-----|-------------|------|
|         |            |         |      | 18    | 36  | 54  | 5   | 10  | 20  |             |      |
| 1987-88 | 5          | 15      | 1272 | 84.80 | 76  | —   | 246 | 0   | 0   | 1           | 14th |
| 1988-89 | 4          | 12      | 975  | 81.25 | 77  | —   | 236 | 0   | 1   | 1           | 10th |
| 1989-90 | 11         | 33      | 2622 | 79.45 | 72  | —   | 225 | 1   | 2   | 6           | 2nd  |
| 1990-91 | 9          | 25      | 1950 | 78.00 | 70  | —   | 223 | 2   | 4   | 8           | 3rd  |
| Career  | 29         | 85      | 6819 | 80.22 | 70  | —   | 223 | 3   | 7   | 16          | 2nd  |

**Marci Robinson**

| Year    | Tourn.Rds. | Strokes | Avg. | Low   | Low | Low | Top | Top | Top | Best Finish |      |
|---------|------------|---------|------|-------|-----|-----|-----|-----|-----|-------------|------|
|         |            |         |      | 18    | 36  | 54  | 5   | 10  | 20  |             |      |
| 2000-01 | 10         | 31      | 2461 | 79.39 | 73  | —   | 226 | 0   | 0   | 1           | 20th |
| 2001-02 | 10         | 31      | 2435 | 78.55 | 73  | —   | 224 | 0   | 0   | 1           | 18th |
| 2002-03 | 10         | 31      | 2425 | 78.23 | 70  | 154 | 226 | 0   | 0   | 0           | 28th |
| 2003-04 | 8          | 24      | 1888 | 78.67 | 73  | —   | 225 | 0   | 1   | 1           | 7th  |
| Career  | 38         | 117     | 9209 | 78.71 | 70  | 154 | 224 | 0   | 1   | 3           | 7th  |

**Caroline Rominger**

| Year    | Tourn.Rds. | Strokes | Avg. | Low   | Low | Low | Top | Top | Top | Best Finish |     |
|---------|------------|---------|------|-------|-----|-----|-----|-----|-----|-------------|-----|
|         |            |         |      | 18    | 36  | 54  | 5   | 10  | 20  |             |     |
| 2004-05 | 9          | 27      | 2097 | 77.67 | 72  | —   | 225 | 1   | 1   | 2           | 3rd |

**Kristin Ruble**

| Year      | Tourn.Rds. | Strokes | Avg. | Low   | Low | Low | Top | Top | Top | Best Finish |      |
|-----------|------------|---------|------|-------|-----|-----|-----|-----|-----|-------------|------|
|           |            |         |      | 18    | 36  | 54  | 5   | 10  | 20  |             |      |
| 1999-2000 | 3          | 9       | 729  | 81.00 | 79  | —   | 241 | 0   | 0   | 0           | 45th |
| 2000-01   | 2          | 6       | 492  | 82.00 | 79  | —   | 243 | 0   | 0   | 0           | 34th |
| Career    | 5          | 15      | 1221 | 81.40 | 79  | —   | 241 | 0   | 0   | 0           | 34th |

**Cathy Rumfelt**

| Year    | Tourn.Rds. | Strokes | Avg. | Low   | Low | Low | Top | Top | Top | Best Finish |     |
|---------|------------|---------|------|-------|-----|-----|-----|-----|-----|-------------|-----|
|         |            |         |      | 18    | 36  | 54  | 5   | 10  | 20  |             |     |
| 1987-88 | 10         | 30      | 2456 | 81.87 | 75  | —   | 235 | 0   | 1   | 1           | 9th |
| 1988-89 | 9          | 27      | 2155 | 79.81 | 74  | —   | 231 | 1   | 3   | 4           | 4th |
| 1989-90 | 11         | 33      | 2659 | 80.58 | 74  | —   | 234 | 0   | 1   | 4           | 7th |
| Career  | 30         | 90      | 7270 | 80.78 | 74  | —   | 231 | 1   | 5   | 9           | 4th |

**Cayci Ruppe**

| Year    | Tourn.Rds. | Strokes | Avg. | Low   | Low | Low | Top | Top | Top | Best Finish |      |
|---------|------------|---------|------|-------|-----|-----|-----|-----|-----|-------------|------|
|         |            |         |      | 18    | 36  | 54  | 5   | 10  | 20  |             |      |
| 2008-09 | 5          | 14      | 1111 | 79.36 | 74  | —   | 229 | 0   | 0   | 0           | 32nd |

**Lise Russell**

| Year    | Tourn.Rds. | Strokes | Avg. | Low   | Low | Low | Top | Top | Top | Best Finish |     |
|---------|------------|---------|------|-------|-----|-----|-----|-----|-----|-------------|-----|
|         |            |         |      | 18    | 36  | 54  | 5   | 10  | 20  |             |     |
| 1981-82 | 7          | 21      | 1670 | 79.52 | 74  | —   | 227 | 0   | 1   | 1           | 6th |
| 1982-83 | 1          | 3       | 242  | 80.67 | NA  | —   | 242 | 0   | 1   | 1           | 6th |
| 1983-84 | 7          | 18      | 1362 | 75.67 | 74  | 154 | 233 | 0   | 2   | 3           | 8th |
| Career  | 15         | 42      | 3274 | 77.95 | 74  | 154 | 227 | 0   | 4   | 5           | 6th |

**Lisa Scally**

| Year    | Tourn.Rds. | Strokes | Avg. | Low   | Low | Low | Top | Top | Top | Best Finish |      |
|---------|------------|---------|------|-------|-----|-----|-----|-----|-----|-------------|------|
|         |            |         |      | 18    | 36  | 54  | 5   | 10  | 20  |             |      |
| 1982-83 | 4          | 11      | 950  | 86.36 | 85  | —   | 261 | 0   | 0   | 0           | 78th |

**Katy Schlotman**

| Year    | Tourn.Rds. | Strokes | Avg. | Low   | Low | Low | Top | Top | Top | Best Finish |      |
|---------|------------|---------|------|-------|-----|-----|-----|-----|-----|-------------|------|
|         |            |         |      | 18    | 36  | 54  | 5   | 10  | 20  |             |      |
| 1997-98 | 2          | 6       | 573  | 95.50 | 91  | —   | 283 | 0   | 0   | 0           | 65th |

**Sarah Schmelzel**

| Year    | Tourn.Rds. | Strokes | Avg. | Low   | Low | Low | Top | Top | Top | Best Finish |     |
|---------|------------|---------|------|-------|-----|-----|-----|-----|-----|-------------|-----|
|         |            |         |      | 18    | 36  | 54  | 5   | 10  | 20  |             |     |
| 2012-13 | 11         | 32      | 2393 | 74.78 | 70  | —   | 215 | 1   | 2   | 3           | 3rd |
| 2013-14 | 11         | 33      | 2442 | 74.00 | 68  | 143 | 212 | 1   | 2   | 4           | 2nd |
| 2014-15 | 7          | 19      | 1437 | 75.63 | 69  | —   | 218 | 0   | 0   | 1           | 9th |
| 2015-16 | 11         | 34      | 2489 | 73.21 | 69  | —   | 210 | 2   | 3   | 7           | 1st |
| Career  | 40         | 118     | 8761 | 74.25 | 68  | 143 | 210 | 4   | 7   | 15          | 1st |

**Kim Simmons**

| Year    | Tourn.Rds. | Strokes | Avg. | Low   | Low | Low | Top | Top | Top | Best Finish |      |
|---------|------------|---------|------|-------|-----|-----|-----|-----|-----|-------------|------|
|         |            |         |      | 18    | 36  | 54  | 5   | 10  | 20  |             |      |
| 1981-82 | 1          | 3       | 251  | 83.67 | 82  | —   | 251 | 0   | 0   | 0           | 72nd |
| 1982-83 | 4          | 12      | 993  | 82.75 | 83  | —   | 244 | 0   | 0   | 1           | 12th |
| Career  | 5          | 15      | 1244 | 82.93 | 82  | —   | 244 | 0   | 0   | 1           | 12th |

**Whitney Simons**

| Year    | Tourn.Rds. | Strokes | Avg. | Low   | Low | Low | Top | Top | Top | Best Finish |      |
|---------|------------|---------|------|-------|-----|-----|-----|-----|-----|-------------|------|
|         |            |         |      | 18    | 36  | 54  | 5   | 10  | 20  |             |      |
| 2004-05 | 7          | 21      | 1634 | 77.81 | 71  | —   | 224 | 0   | 0   | 2           | 12th |
| 2005-06 | 10         | 30      | 2277 | 75.90 | 71  | —   | 219 | 0   | 2   | 5           | 6th  |
| 2006-07 | 9          | 20      | 1556 | 77.80 | 73  | 158 | 222 | 0   | 0   | 0           | 39th |
| 2007-08 | 12         | 30      | 2343 | 78.10 | 70  | —   | 224 | 0   | 0   | 0           | 34th |
| Career  | 38         | 101     | 7810 | 77.33 | 70  | 158 | 219 | 0   | 2   | 7           | 6th  |

**K Smith**

| Year    | Tourn.Rds. | Strokes | Avg. | Low   | Low | Low | Top | Top | Top | Best Finish |      |
|---------|------------|---------|------|-------|-----|-----|-----|-----|-----|-------------|------|
|         |            |         |      | 18    | 36  | 54  | 5   | 10  | 20  |             |      |
| 1985-86 | 1          | 3       | 259  | 86.33 | 84  | —   | 259 | 0   | 0   | 0           | 64th |

**Monica Smith**

| Year    | Tourn.Rds. | Strokes | Avg. | Low   | Low | Low | Top | Top | Top | Best Finish |      |
|---------|------------|---------|------|-------|-----|-----|-----|-----|-----|-------------|------|
|         |            |         |      | 18    | 36  | 54  | 5   | 10  | 20  |             |      |
| 1997-98 | 5          | 15      | 1336 | 89.07 | 82  | —   | 258 | 0   | 0   | 0           | 64th |

**Kim Staples**

| Year    | Tourn.Rds. | Strokes | Avg. | Low   | Low | Low | Top | Top | Top | Best Finish |      |
|---------|------------|---------|------|-------|-----|-----|-----|-----|-----|-------------|------|
|         |            |         |      | 18    | 36  | 54  | 5   | 10  | 20  |             |      |
| 1983-84 | 5          | 14      | 1212 | 86.57 | 81  | 167 | 255 | 0   | 0   | 0           | 54th |

**Lynn Stiffler**

| Year    | Tourn.Rds. | Strokes | Avg. | Low   | Low | Low | Top | Top | Top | Best Finish |      |
|---------|------------|---------|------|-------|-----|-----|-----|-----|-----|-------------|------|
|         |            |         |      | 18    | 36  | 54  | 5   | 10  | 20  |             |      |
| 1980-81 | 13         | 35      | 2730 | 78.00 | 69  | 154 | 218 | 4   | 6   | 7           | 1st  |
| 1981-82 | 1          | 3       | 243  | 81.00 | 76  | —   | 243 | 0   | 0   | 0           | 61st |
| Career  | 14         | 38      | 2973 | 78.24 | 69  | 154 | 218 | 4   | 6   | 7           | 1st  |

**Amanda Strang**

| Year    | Tourn.Rds. | Strokes | Avg. | Low   | Low | Low | Top | Top | Top | Best Finish |       |
|---------|------------|---------|------|-------|-----|-----|-----|-----|-----|-------------|-------|
|         |            |         |      | 18    | 36  | 54  | 5   | 10  | 20  |             |       |
| 2009-10 | 12         | 34      | 2575 | 75.73 | 70  | 144 | 220 | 1   | 1   | 1           | 3rd   |
| 2010-11 | 11         | 34      | 2628 | 77.29 | 69  | —   | 223 | 0   | 0   | 0           | T28th |
| 2011-12 | 11         | 33      | 2480 | 75.15 | 69  | 156 | 220 | 0   | 1   | 2           | T7th  |
| Career  | 34         | 101     | 7683 | 76.07 | 69  | 144 | 220 | 1   | 2   | 3           | 3rd   |

**Meredith Swanson**

| Year    | Tourn.Rds. | Strokes | Avg. | Low   | Low | Low | Top | Top | Top | Best Finish |       |
|---------|------------|---------|------|-------|-----|-----|-----|-----|-----|-------------|-------|
|         |            |         |      | 18    | 36  | 54  | 5   | 10  | 20  |             |       |
| 2009-10 | 5          | 12      | 942  | 78.50 | 73  | 154 | 227 | 0   | 0   | 0           | 46th  |
| 2010-11 | 5          | 15      | 1172 | 78.13 | 72  | —   | 220 | 0   | 0   | 1           | T17th |
| 2011-12 | 11         | 33      | 2509 | 76.03 | 68  | 159 | 214 | 0   | 1   | 2           | T10th |
| 2012-13 | 9          | 26      | 2012 | 77.38 | 70  | —   | 218 | 0   | 0   | 1           | T18th |
| Career  | 30         | 86      | 6635 | 77.15 | 68  | 154 | 214 | 0   | 1   | 4           | T10th |

**Samantha Swinehart**

| Year    | Tourn.Rds. | Strokes | Avg. | Low   | Low | Low | Top | Top | Top | Best Finish |       |
|---------|------------|---------|------|-------|-----|-----|-----|-----|-----|-------------|-------|
|         |            |         |      | 18    | 36  | 54  | 5   | 10  | 20  |             |       |
| 2010-11 | 11         | 34      | 2575 | 75.74 | 68  | —   | 217 | 0   | 0   | 4           | T11th |
| 2011-12 | 8          | 23      | 1782 | 77.48 | 71  | 159 | 224 | 0   | 0   | 0           | T22nd |
| 2012-13 | 8          | 21      | 1611 | 76    |     |     |     |     |     |             |       |





**Meredith Taylor**

| Year    | Tourn.Rds. | Strokes | Avg. | Low   | Low | Low | Top | Top | Top | Best Finish |      |
|---------|------------|---------|------|-------|-----|-----|-----|-----|-----|-------------|------|
|         |            |         |      | 18    | 36  | 54  | 5   | 10  | 20  |             |      |
| 2007-08 | 2          | 6       | 505  | 84.17 | 76  | —   | 241 | 0   | 0   | 0           | 60th |
| 2008-09 | 8          | 24      | 1868 | 77.83 | 74  | —   | 229 | 0   | 0   | 0           | 40th |
| Career  | 10         | 30      | 2373 | 79.10 | 74  | —   | 229 | 0   | 0   | 0           | 40th |

**Kacy Thompson**

| Year      | Tourn.Rds. | Strokes | Avg. | Low   | Low | Low | Top | Top | Top | Best Finish |      |
|-----------|------------|---------|------|-------|-----|-----|-----|-----|-----|-------------|------|
|           |            |         |      | 18    | 36  | 54  | 5   | 10  | 20  |             |      |
| 1999-2000 | 9          | 27      | 2134 | 79.04 | 73  | —   | 227 | 0   | 1   | 2           | 6th  |
| 2000-01   | 11         | 34      | 2689 | 79.09 | 71  | —   | 222 | 0   | 0   | 2           | 15th |
| 2001-02   | 11         | 34      | 2637 | 77.56 | 70  | —   | 221 | 0   | 1   | 3           | 7th  |
| 2002-03   | 8          | 22      | 1710 | 77.73 | 74  | 153 | 228 | 1   | 1   | 1           | 1st  |
| Career    | 39         | 117     | 9170 | 78.38 | 70  | 153 | 221 | 1   | 3   | 8           | 1st  |

**Kory Thompson**

| Year    | Tourn.Rds. | Strokes | Avg. | Low   | Low | Low | Top | Top | Top | Best Finish |      |
|---------|------------|---------|------|-------|-----|-----|-----|-----|-----|-------------|------|
|         |            |         |      | 18    | 36  | 54  | 5   | 10  | 20  |             |      |
| 2000-01 | 6          | 18      | 1445 | 80.28 | 74  | —   | 224 | 0   | 0   | 0           | 21st |
| 2001-02 | 4          | 12      | 951  | 79.25 | 73  | —   | 235 | 0   | 0   | 0           | 35th |
| 2002-03 | 6          | 15      | 1144 | 76.27 | 73  | 157 | 221 | 1   | 2   | 2           | 4th  |
| 2003-04 | 8          | 24      | 1931 | 80.46 | 74  | —   | 232 | 0   | 0   | 0           | 27th |
| Career  | 24         | 69      | 5471 | 79.29 | 73  | 157 | 221 | 1   | 2   | 2           | 4th  |

**Truie Timmons**

| Year    | Tourn.Rds. | Strokes | Avg. | Low   | Low | Low | Top | Top | Top | Best Finish |      |
|---------|------------|---------|------|-------|-----|-----|-----|-----|-----|-------------|------|
|         |            |         |      | 18    | 36  | 54  | 5   | 10  | 20  |             |      |
| 1984-85 | 11         | 31      | 2420 | 78.06 | 72  | 149 | 226 | 2   | 2   | 4           | 3rd  |
| 1985-86 | 7          | 21      | 1643 | 78.24 | 72  | —   | 225 | 1   | 2   | 4           | 4th  |
| 1986-87 | 10         | 31      | 2375 | 76.61 | 72  | —   | 222 | 3   | 5   | 7           | 2nd  |
| 1987-88 | 3          | 9       | 706  | 78.44 | 75  | —   | 232 | 0   | 0   | 2           | 14th |
| Career  | 31         | 92      | 7144 | 77.65 | 72  | 149 | 222 | 6   | 9   | 17          | 2nd  |

**Bénédicte Toumpsin**

| Year    | Tourn.Rds. | Strokes | Avg. | Low   | Low | Low | Top | Top | Top | Best Finish |      |
|---------|------------|---------|------|-------|-----|-----|-----|-----|-----|-------------|------|
|         |            |         |      | 18    | 36  | 54  | 5   | 10  | 20  |             |      |
| 2006-07 | 12         | 28      | 2117 | 75.61 | 69  | 162 | 215 | 1   | 1   | 2           | 2nd  |
| 2007-08 | 13         | 34      | 2517 | 74.03 | 68  | —   | 214 | 5   | 5   | 6           | 1st  |
| 2008-09 | 10         | 30      | 2217 | 73.90 | 68  | —   | 209 | 2   | 2   | 6           | 1st  |
| 2009-10 | 10         | 30      | 2249 | 74.96 | 68  | 154 | 217 | 0   | 0   | 4           | 15th |
| Career  | 45         | 122     | 9100 | 74.59 | 68  | 154 | 209 | 8   | 8   | 18          | 1st  |

**Vikki Valentine**

| Year    | Tourn.Rds. | Strokes | Avg. | Low   | Low | Low | Top | Top | Top | Best Finish |     |
|---------|------------|---------|------|-------|-----|-----|-----|-----|-----|-------------|-----|
|         |            |         |      | 18    | 36  | 54  | 5   | 10  | 20  |             |     |
| 1988-89 | 9          | 27      | 2221 | 82.26 | 75  | —   | 237 | 0   | 1   | 3           | 7th |
| 1989-90 | 11         | 33      | 2619 | 79.36 | 74  | —   | 228 | 1   | 4   | 4           | 4th |
| 1990-91 | 9          | 24      | 1879 | 78.29 | 73  | 149 | 226 | 2   | 4   | 6           | 1st |
| 1991-92 | 9          | 27      | 2088 | 77.33 | 71  | —   | 222 | 3   | 3   | 6           | 3rd |
| Career  | 38         | 111     | 8807 | 79.34 | 71  | 149 | 222 | 6   | 12  | 19          | 1st |

**Anita Uwadia**

| Year    | Tourn.Rds. | Strokes | Avg. | Low   | Low | Low | Top | Top | Top | Best Finish |      |
|---------|------------|---------|------|-------|-----|-----|-----|-----|-----|-------------|------|
|         |            |         |      | 18    | 36  | 54  | 5   | 10  | 20  |             |      |
| 2016-17 | 6          | 18      | 1367 | 75.94 | 69  | —   | 210 | 0   | 0   | 1           | 11th |
| 2017-18 | 10         | 29      | 2153 | 74.24 | 70  | 147 | 213 | 0   | 0   | 3           | 12th |
| Career  | 16         | 47      | 3520 | 74.89 | 69  | 147 | 210 | 0   | 0   | 4           | 11th |

**Marion Veysseyre**

| Year    | Tourn.Rds. | Strokes | Avg. | Low   | Low | Low | Top | Top | Top | Best Finish |      |
|---------|------------|---------|------|-------|-----|-----|-----|-----|-----|-------------|------|
|         |            |         |      | 18    | 36  | 54  | 5   | 10  | 20  |             |      |
| 2015-16 | 7          | 22      | 1690 | 76.82 | 70  | —   | 219 | 0   | 0   | 1           | 19th |
| 2016-17 | 11         | 31      | 2328 | 75.10 | 69  | —   | 215 | 0   | 1   | 3           | 10th |
| 2017-18 | 10         | 29      | 2143 | 73.90 | 70  | 154 | 214 | 0   | 0   | 1           | 13th |
| Career  | 28         | 82      | 6161 | 75.13 | 69  | 154 | 214 | 0   | 1   | 5           | 10th |

**Beth Ward**

| Year    | Tourn.Rds. | Strokes | Avg. | Low   | Low | Low | Top | Top | Top | Best Finish |      |
|---------|------------|---------|------|-------|-----|-----|-----|-----|-----|-------------|------|
|         |            |         |      | 18    | 36  | 54  | 5   | 10  | 20  |             |      |
| 1983-84 | 5          | 15      | 1309 | 87.27 | 78  | —   | 251 | 0   | 0   | 0           | 48th |
| 1984-85 | 7          | 19      | 1554 | 81.79 | 78  | 162 | 239 | 0   | 0   | 0           | 26th |
| Career  | 12         | 34      | 2863 | 84.21 | 78  | 162 | 239 | 0   | 0   | 0           | 26th |

**Taylor Weaver**

| Year    | Tourn.Rds. | Strokes | Avg. | Low   | Low | Low | Top | Top | Top | Best Finish |      |
|---------|------------|---------|------|-------|-----|-----|-----|-----|-----|-------------|------|
|         |            |         |      | 18    | 36  | 54  | 5   | 10  | 20  |             |      |
| 2008-09 | 1          | 3       | 232  | 77.33 | 76  | —   | 232 | 0   | 0   | 0           | 81st |
| 2009-10 | 1          | 2       | 161  | 80.50 | 80  | 161 | —   | 0   | 0   | 0           | 88th |
| Career  | 2          | 5       | 393  | 78.60 | 76  | 161 | 232 | 0   | 0   | 0           | 81st |

**Katie Weiss**

| Year    | Tourn.Rds. | Strokes | Avg. | Low   | Low | Low | Top | Top | Top | Best Finish |      |
|---------|------------|---------|------|-------|-----|-----|-----|-----|-----|-------------|------|
|         |            |         |      | 18    | 36  | 54  | 5   | 10  | 20  |             |      |
| 1993-94 | 3          | 9       | 773  | 85.89 | 82  | —   | 253 | 0   | 0   | 0           | 64th |
| 1994-95 | 5          | 16      | 1318 | 82.38 | 77  | —   | 242 | 0   | 0   | 0           | 42nd |
| 1995-96 | 5          | 15      | 1208 | 80.53 | 74  | —   | 230 | 0   | 0   | 0           | 22nd |
| 1996-97 | 2          | 6       | 492  | 82.00 | 78  | —   | 241 | 0   | 0   | 0           | 59th |
| Career  | 15         | 46      | 3791 | 82.41 | 74  | —   | 230 | 0   | 0   | 0           | 22nd |

**Lee Whittemore**

| Year    | Tourn.Rds. | Strokes | Avg. | Low   | Low | Low | Top | Top | Top | Best Finish |      |
|---------|------------|---------|------|-------|-----|-----|-----|-----|-----|-------------|------|
|         |            |         |      | 18    | 36  | 54  | 5   | 10  | 20  |             |      |
| 1980-81 | 13         | 35      | 2828 | 80.80 | 76  | 163 | 239 | 1   | 1   | 3           | 4th  |
| 1981-82 | 2          | 6       | 472  | 78.67 | 76  | —   | 233 | 0   | 0   | 1           | 16th |
| Career  | 15         | 41      | 3300 | 80.49 | 76  | 163 | 233 | 1   | 1   | 4           | 4th  |

**Blythe Worley**

| Year    | Tourn.Rds. | Strokes | Avg. | Low   | Low | Low | Top | Top | Top | Best Finish |      |
|---------|------------|---------|------|-------|-----|-----|-----|-----|-----|-------------|------|
|         |            |         |      | 18    | 36  | 54  | 5   | 10  | 20  |             |      |
| 2004-05 | 6          | 18      | 1419 | 78.83 | 73  | c   | 226 | 0   | 0   | 0           | 26th |
| 2005-06 | 6          | 18      | 1382 | 76.78 | 73  | —   | 222 | 0   | 0   | 0           | 36th |
| 2006-07 | 11         | 26      | 1998 | 76.85 | 70  | 149 | 218 | 0   | 2   | 2           | 7th  |
| 2007-08 | 13         | 34      | 2627 | 77.26 | 73  | —   | 222 | 0   | 0   | 1           | 15th |
| Career  | 36         | 96      | 7426 | 77.35 | 70  | 149 | 218 | 0   | 2   | 3           | 7th  |

**Jia Xin Yang**

| Year    | Tourn.Rds. | Strokes | Avg. | Low   | Low | Low | Top | Top | Top | Best Finish |      |
|---------|------------|---------|------|-------|-----|-----|-----|-----|-----|-------------|------|
|         |            |         |      | 18    | 36  | 54  | 5   | 10  | 20  |             |      |
| 2013-14 | 2          | 6       | 455  | 75.83 | 72  | —   | 222 | 0   | 0   | 1           | 12th |
| 2014-15 | 10         | 28      | 2102 | 75.07 | 69  | —   | 218 | 0   | 0   | 0           | 21st |
| 2015-16 | 9          | 25      | 1941 | 77.64 | 71  | —   | 221 | 0   | 0   | 0           | 22nd |
| 2016-17 | 9          | 25      | 1895 | 75.80 | 70  | —   | 220 | 0   | 0   | 0           | 21st |
| Career  | 30         | 84      | 6393 | 76.11 | 69  | —   | 218 | 0   | 0   | 1           | 12th |

**Kerry Zebick**

| Year    | Tourn.Rds. | Strokes | Avg. | Low   | Low | Low | Top | Top | Top | Best Finish |     |
|---------|------------|---------|------|-------|-----|-----|-----|-----|-----|-------------|-----|
|         |            |         |      | 18    | 36  | 54  | 5   | 10  | 20  |             |     |
| 1992-93 | 8          | 24      | 1903 | 79.29 | 73  | 158 | 221 | 1   | 0   | 2           | 4th |
| 1993-94 | 4          | 12      | 962  | 80.17 | 69  | —   | 228 | 0   | 1   | 1           | 7th |
| Career  | 12         | 36      | 2865 | 79.58 | 69  | 158 | 221 | 1   | 1   | 3           | 4th |



# Former Gamecocks on Tour

## Kristy McPherson

## Siew-Ai Lim



**LPGA Tour: 2007-present**

2009 U.S. Solheim Cup Team  
 Top-10 finishes in first three majors of 2009  
 T-2 at Kraft Nabisco; T-5 at LPGA Championship  
 T-7 at Women's British Open

**Duramed FUTURES Tour: 2003-2006**

Two career wins; 14 career top-10 finishes  
 Never missed a cut in 60 events entered

**University of South Carolina: 1999-2003**

Two-time SEC Champion (2001, 2002)  
 School-record six career wins  
 School-record 18 career top-five finishes  
 School-record 25 career top-10 finishes

**LPGA Tour: 1999-2008**

T-2nd at 2004 Kellogg/Keebler Classic  
 Earned career-best \$177,377 in 2004  
**Duramed FUTURES Tour: 1997-2000**  
 Won 2000 Carolina National FUTURES Classic  
 15 career top-10 finishes

**University of South Carolina: 1993-1997**

First Gamecock to win NCAA Regional title (1995)  
 Nine career top-five finishes  
 Career average of 76.23, 13th-best in school history  
 T-9th at 1995 NCAA Championship; then-best finish in school history



**Katie Burnett**  
 LPGA, Ladies  
 European Tour



**Clarissa Childs**  
 LPGA, Duramed



**Katelyn Dambaugh**  
 LPGA, Symetra  
 Tour



**Justine Dreher**  
 LPGA, Ladies



**Debbie Eckroth**  
 Duramed  
 FUTURES



**Cecilia Ekelundh**  
 Ladies European  
 Tour



**Adrienne Gautreaux**  
 Duramed  
 FUTURES



**Tara Joy**  
 Duramed  
 FUTURES



**Siew-Ai Lim**  
 LPGA, Duramed  
 FUTURES



**Rebelah Lee-Owens**  
 Duramed  
 FUTURES



**Nanna Madsen**  
 Ladies European  
 Tour, Symetra Tour



**Kristy McPherson**  
 LPGA, Duramed  
 FUTURES, Symetra  
 Tour



**Camila Mori**  
 Duramed  
 FUTURES



**Marianne Morris**  
 LPGA, Duramed



**Jenna Pearson**  
 Duramed  
 FUTURES



**Aileen Robertson**  
 Duramed  
 FUTURES



**Sarah Schmelzel**  
 Symetra Tour



**Bénédicte Toumpsin**  
 Ladies European  
 Tour



**Vikki Valentine**  
 Duramed  
 FUTURES



**Katie Weiss**  
 Duramed  
 FUTURES