



**2018-19 TEAM RESULTS**

Date	Tournament	Team Score	Finish	Low Individual	Score	Low Individual Finish
Sept. 17-19	ANNIKA Intercollegiate	297-281-291=869 (+5)	T7th/12	Ana Pelaez	75-70-70=215 (-1)	T21
Oct. 1-2	Windy City Collegiate Classic	294-305-297=896 (+32)	T9th/14	Lois Kaye Go	71-76-73=220 (+4)	T18
Oct. 12-14	Ruth's Chris Tar Heel Invitational	290-288-288=866 (+2)	4th/18	Lois Kaye Go	71-69-72=212 (-4)	T5
Oct. 26-28	Landfall Tradition	302-289-290=881 (+2)	2nd/18	Lois Kaye Go	76-71-71=218 (+2)	5
Feb. 17-19	Allstate Sugar Bowl	294-294-300=888 (+12)	T4th/18	Lois Kaye Go	72-75-70=217 (+1)	T3
March 8-10	Darius Rucker Intercollegiate	282-298-286=867 (+15)	T2nd/17	Lois Kaye Go	72-72-72=216 (+3)	T10
March 23-25	Evans Derby Experience	296-302-295=893 (+29)	T8/14	Emily Price	74-71-75=220 (+4)	T19
April 11	Liz Murphey Collegiate Classic	295 (+7)	3rd/12	Emily Price/Ana Pelaez	73 (+1)	T7
April 12	Liz - Match Play vs. Ole Miss	W, 4-1	--	--	--	--
April 12	Liz - Match Play vs. Georgia	W, 3-2	--	--	--	--
April 13	Liz - Match Play vs. Augusta	W, 3-2	--	--	--	--
April 17-19	2019 SEC Championships	287-286-292=863	2/14	Emily Price/Lois Kaye Go	215 (71-71-73/70-73-72)	T5
April 20	SEC - Match Play vs. Miss. State	W, 4-0-1	--	--	--	--
April 20	SEC - Match Play vs. Auburn	W, 3-1-1	--	--	--	--
April 21	SEC - Match Play vs. Ole Miss	L, 3-2	--	--	--	--
May 6-8	NCAA Regionals	298-296-287=881	10th/18	Emily Price	72-75-72=219	T22

**2018-19 INDIVIDUAL STATISTICS**

Name	Tourn.	Rounds	Low 54	Low 18	Par/Better	Top 5	Top 10	Top 20	Strokes	Avg.
Gaby Amos	2	6	229	74	--	--	--	--	478	79.67
Lois Kaye Go	10	28	212	69	12	4	1	1	2,039	72.82
Ana Pelaez	10	28	214	69	8	--	2	1	2,097	74.89
Emily Price	8	22	215	70	10	1	3	2	1,602	72.81
Skylar Thompson	4	12	217	70	3	--	--	--	897	74.75
Anita Uwadia	10	28	218	69	4	--	--	1	2,110	75.35
Marion Veysseyre	10	28	217	69	7	--	1	2	2,090	74.64
<b>TEAM</b>	<b>10</b>	<b>28</b>	<b>863</b>	<b>281</b>	<b>7</b>	<b>6</b>	<b>4</b>	<b>--</b>	<b>8,201</b>	<b>292.89</b>



*The Gamecocks captured the team title at the 2019 Liz Murphey Collegiate Classic, the first match-play event victory in program history.*



**ANNIKA Intercollegiate**  
 Royal Golf Club  
 Sept. 16-19 • Lake Elmo, Minn.  
 Par 72 • 6,267 Yards  
 T7th of 12

**TEAM SCORES**

1. Alabama	284-275-277=836	(-28)
2. UCLA	285-275-278=838	(-26)
3. Southern Cal	282-279-282=843	(-21)
4. Texas	285-281-281=847	(-17)
5. Duke	279-278-293=850	(-14)
6. Arkansas	287-280-285=852	(-12)
<b>T7. South Carolina</b>	<b>297-281-291=869</b>	<b>(+5)</b>
T7. Arizona	296-284-289=869	(+5)
9. Stanford	294-289-288=871	(+7)
10. Northwestern	297-282-293=872	(+8)
11. Oklahoma State	293-289-299=881	(+17)
12. Minnesota	301-296-297=894	(+30)

**GAMECOCKS**

T21. Ana Pelaez	75-70-70=215	-1
T29. Skylar Thompson	75-70-72=217	+1
T37. Lois Kaye Go	74-72-74=220	+4
T40. Anita Uwadia	73-73-75=221	+5
T45. Marion Veysseyre	75-69-78=222	+6

**LAKE ELMO, Minn.** - No. 8 South Carolina women's golf team completed the third and final round of the 2018 ANNIKA Intercollegiate, finishing 6-over-par (869) to tie for seventh place in the 12-team tournament.

"Overall, a solid start to the year," South Carolina head coach Kalen Anderson said. "The ANNIKA had 10 of the top 11 ranked teams in the country. We have a foundation point from which to gain momentum and improve. We have depth from all five positions this year. It was great to see Ana [Pelaez] step up as well as our freshman Skylar [Thompson]."

Junior Ana Pelaez highlighted the final round when she made an impressive eagle on the 452-yard, par-5 18th. She finished the week with a 215 (-1) and in a tie for 21st, narrowly missing the seventh top-20 finish in her South Carolina career. The Malaga, Spain, native carded 12 pars and ended the final round with a two-under, 70.

Junior Lois Kaye Go and freshman Skylar Thompson each finished with a team-high three birdies on Wednesday and wrapped up the week 220 (+4) and 217 (+1), respectively. For Thompson, her third-round 72 was the second best on the team, while Go finished with a 74 on Wednesday.

Anita Uwadia took a 75 into the clubhouse in her final round at the Royal Golf Club to end her week at 221 (+5). Marion Veysseyre was the last Gamecock to finish her final round on Wednesday, carding a solid 1-over-par on the back nine, but a tough front nine saw her post a 78 on the day and 222 (+6) for the week.

**Windy City Invitational**  
 Westmoreland Country Club  
 Oct. 1-2 • Wilmette, Ill.  
 Par 72 • 6,360 Yards  
 T9th of 14

**TEAM SCORES**

1. Southern Cal	286-290-288=864	(E)
2. Arizona State	294-283-292=869	(+5)
3. Arizona	289-286-296=871	(+7)
T4. Florida	293-292-287=872	(+8)
T4. Northwestern	294-294-284=872	(+8)
6. Duke	284-301-293=878	(+14)
7. Ohio State	303-286-303=892	(+28)
8. Purdue	303-296-294=893	(+27)
<b>T9. South Carolina</b>	<b>294-305-297=896</b>	<b>(+32)</b>
T9. Colorado	301-302-293=896	(+32)
11. Iowa State	300-302-398=900	(+36)
12. Michigan	302-307-299=908	(+44)
13. San Diego State	307-302-301=910	(+46)
14. Oklahoma State	321-303-311=935	(+71)

**GAMECOCKS**

T18. Lois Kaye Go	71-76-73=220	+4
T30. Marion Veysseyre	72-75-76=223	+7
T45. Anita Uwadia	77-76-74=227	+11
53. Skylar Thompson	77-79-74=230	+14
T56. Ana Pelaez	74-78-81=233	+17

**WILMETTE, Ill.** - No. 17 South Carolina women's golf completed the third and final round of the 2018 Windy City Collegiate Classic, finishing 32-over-par (896) to tie for ninth place in its second tournament of the fall season.

"It's early in the year and we played a championship field and championship set-up golf course this week," South Carolina head coach Kalen Anderson said. "We have a significant amount of work ahead to get where we need to go, but we certainly have the talent. It's going to be a fun process with this group this season."

South Carolina improved as a team in the final round on Tuesday morning, finishing at 297, eight shots better than its second-round score of 305.

Lois Kaye Go finished her second-straight tournament with a score of 220 (+4) and finished in a tie for 18th. The junior finished the tournament with a team-high nine birdies, and did her best work on the front nine with just a one-over score over the three rounds of play. Go finished her third round with three birdies, but three bogeys on the back nine held her from making a big run on the individual leaderboard.

South Carolina's next finisher was senior Marion Veysseyre, who ended her week with a 223 (+7) and in a tie for 30th place. The lone senior in the lineup started the week with a solid 72 (E), and then registered 15 pars in her second round before her 76 (+4) in the third and final round.

South Carolina's lineup was capped off by Anita Uwadia at 227 (+11), Skylar Thompson at 230 (+14) and Ana Pelaez at 233 (+17). Thompson, in just her second tournament with the Gamecocks, holed nine birdies in her three rounds to match Go's team-high for the tournament.



## Ruth's Chris Tar Heel Invitational

UNC Finley Golf Course  
Oct. 12-14 • Chapel Hill, N.C.  
Par 72 • 6,379 Yards  
4th of 18

### TEAM SCORES

1. Duke	271-290-289=850	(-14)
2. Virginia	277-292-287=856	(-8)
3. Arkansas	285-287-287=859	(-5)
<b>4. South Carolina</b>	<b>290-288-288=866</b>	<b>(+2)</b>
5. Wake Forest	289-287-292=868	(+4)
6. Vanderbilt	290-293-294=877	(+13)
T7. Clemson	303-289-294=886	(+22)
T7. North Carolina	297-296-293=886	(+22)
9. Michigan State	296-297-294=887	(+23)
T10. Louisville	288-296-306=890	(+26)
T10. Furman	289-299-302=890	(+26)
12. Charlotte	301-301-295=897	(+33)
13. NC State	298-302-299=899	(+35)
14. Michigan	302-300-300=902	(+38)
15. Tulane	301-305-304=910	(+46)
16. Ohio State	300-308-307=915	(+51)
17. UNC Wilmington	305-311-302=918	(+54)
T17. Rollins College	309-302-307=918	(+54)

### GAMECOCKS

T5. Lois Kaye Go	71-69-72=212	-4
T18. Anita Uwadia	71-74-73=218	+2
T23. Emily Price	76-72-72=220	+4
T48. Marion Veysseyre	76-78-71=225	+9
T48. Skylar Thompson*	77-73-75=225	+9
T54. Ana Pelaez	72-73-81=226	+10

\*Played as an individual

**CHAPEL HILL, N.C.** - No. 17 South Carolina women's golf competed the final round of the 2018 Ruth's Chris Tar Heel Invitational, posting an 866 (+2) to finish in fourth place. Sophomore Lois Kaye Go picked up her second career top-five finish with a 212 (-4).

The team score of 866 (+2) is a season low for the Gamecocks, while the fourth-place finish is the best this season.

Go wrapped up her impressive weekend with an even 72 and was just three shots off a runner-up finish. Go is no stranger to success at the Ruth's Chris Tar Heel Invitational, as last season she left with an 11th-place finish with her career-best score of 210 (-6).

Junior Anita Uwadia continued her consistent weekend with a 73 (+1) in her final round in Chapel Hill. She posted three birdies in the round, and finished with a dozen pars. Uwadia's season-low 218 (+2) helped her finish in a tie for 18th, her fifth career top-20 finish.

After an even 72 in round two, Emily Price duplicated that score to help her finish in a tie for 23rd in her first career event with the Gamecocks with a score of 220 (+4). She finished with six birdies across six different holes throughout the weekend.

Senior Marion Veysseyre wrapped up her weekend with a team-low 1-under 71 in the final round, her best score of the weekend. She holed a round three-high four birdies, including three in a row on holes one through three on the way to a 225 (+9) for the tournament.

The Gamecocks' final score was completed by Ana Pelaez, who finished with an 81 (+9) in her final round in North Carolina. Her pair of birdies on the back nine was not enough to overcome her 42 (+6) on the front nine. Pelaez finished the weekend with a score of 226 (+10) to finish in a tie for 54th.

Freshman Skylar Thompson wrapped up her weekend competing as an individual, finishing with a 3-over 75 to post a 225 (+9) for the tournament.

## The Landfall Tradition

Country Club of Landfall - Pete Dye Course  
Oct. 26-28 • Wilmington, N.C.  
Par 72 • 6,166 Yards  
2nd of 18

### TEAM SCORES

1. Duke	297-297-285=879	(+15)
<b>2. South Carolina</b>	<b>302-289-290=881</b>	<b>(+17)</b>
3. Arkansas	300-285-297=882	(+18)
4. Virginia	303-290-299=892	(+28)
5. Michigan	306-293-297=896	(+32)
6. Wake Forest	299-306-293=898	(+34)
7. Maryland	309-290-305=904	(+40)
8. Penn State	300-301-304=905	(+41)
T9. NC State	308-292-306=906	(+42)
T9. North Carolina	307-298-301=906	(+42)
11. Oklahoma State	307-301-302=910	(+46)
T12. UCF	316-293-303=912	(+48)
T12. Michigan State	315-298-299=912	(+48)
14. Purdue	306-297-310=913	(+49)
15. LSU	311-299-306=916	(+52)
16. Furman	315-298-307=920	(+56)
17. Notre Dame	310-311-310=931	(+67)
18. UNC Wilmington	315-305-312=932	(+68)

### GAMECOCKS

5. Lois Kaye Go	76-71-71=217	+2
T6. Emily Price	73-76-70=219	+3
T6. Marion Veysseyre	73-70-76=219	+3
T24. Skylar Thompson	80-72-73=225	+9
T82. Ana Pelaez	82-74-81=237	+21
T84. Anita Uwadia	85-77-76=238	+22

\*Played as an individual

**WILMINGTON, N.C.** - No. 16 South Carolina women's golf wrapped up play at the 2018 Landfall Tradition, finishing in second place at 17-over-par (881) in the 18-team tournament.

The second-place finish is the best for the Gamecocks this season and the best fall tournament result since South Carolina captured the Landfall Tradition title in 2016.

Junior Lois Kaye Go made a run in the final round with a 71 (-1) to end the weekend alone in fifth place, her second-straight top-five finish. She finished just two shots off the individual winner. Go finished with three birdies in her final round and a 35 on the front nine followed it up with a 36 on the back nine.

Right behind Go were freshman Emily Price and senior Marion Veysseyre who finished in a tie for sixth place. For Veysseyre, her sixth-place finish is a new career best. She holed two birdies in her final round in Wilmington and finished the tournament at 219 (+3).

Price jumped 14 spots to claim her position in the top 10. She is the first South Carolina golfer to complete a round with no bogeys. She finished with a pair of birdies to complete her career-best round with a 70 (-2).

Skylar Thompson leaped 17 positions to finish in a tie for 24th, the biggest improvement of any Gamecock. Thompson's finish is the best of her career, and her second top-30 finish of the season. Her 73 (+1) came with a pair of birdies and a solid 36 (E) on the front nine.

Anita Uwadia rounded out the Gamecocks' final score on Sunday afternoon with a 76 (+4), her best round of the weekend, to finish the tournament with a 238 (+22). As an individual, Ana Pelaez finished with an 81 (+9) and a 237 (+21). Her 74 (+2) second round was her best round of the weekend.

In the final round, South Carolina nearly duplicated its second-round score with a 290, just one stroke off the 289 posted on Saturday.



**Allstate Sugar Bowl**  
 English Turn Golf & Country Club  
 Feb. 17-19 • New Orleans, La.  
 Par 72 • 6,239 Yards  
 T4th of 18

**TEAM SCORES**

1. Texas	285-291-300=876	(+12)
2. Duke	286-296-296=878	(+14)
3. Southern Cal	289-291-307=887	(+23)
<b>T4. South Carolina</b>	<b>294-294-300=888</b>	<b>(+24)</b>
T4. Florida	295-289-304=888	(+24)
6. Houston	296-297-299=892	(+28)
7. Auburn	298-303-299=900	(+36)
8. Michigan State	297-304-301=902	(+38)
9. Miami	300-303-304=907	(+43)
10. LSU	299-305-306=910	(+46)
11. North Carolina	305-303-303=911	(+47)
12. NC State	295-312-305=912	(+48)
T13. Oklahoma State	297-304-312=913	(+49)
T13. Arizona State	308-301-304=913	(+49)
15. Washington	300-312-303=915	(+51)
16. SMU	308-308-313=929	(+65)
17. Tulane	306-313-321=940	(+76)
18. UC Davis	319-315-310=944	(+80)

**GAMECOCKS**

T3. Lois Kaye Go	72-75-70=217	+1
T6. Emily Price	71-73-74=218	+2
T22. Ana Pelaez	75-69-81=225	+9
T41. Marion Veysseyre	76-77-76=229	+13
T73. Anita Uwadia	79-77-80=236	+20

**NEW ORLEANS, La.** - Junior Lois Kaye Go made a late run to finish in the top three as No. 16 South Carolina women's golf finished in a tie for fourth at the Allstate Sugar Bowl Intercollegiate Golf Championship at English Turn Golf and Country Club to open the spring season. The Gamecocks matched the 888 score of Florida for top honors among the four SEC teams in the tournament.

Go made the Gamecocks' biggest move of the day, up to third from 18th place after two rounds. She closed out her final-round 70 (-2) with four straight birdies to card her best round of the tournament and turn in a 217 (+1) for the tournament.

Freshman Emily Price held onto her sixth-place finish at 218 (+2) by turning in a 74 (+2) on Tuesday after starting her round with three birdies in her first nine holes. Ana Pelaez rounded out the trio of Gamecocks in the top 25 on the individual leaderboard, finishing the tournament with a three-round score of 225 (+9) to finish in a tie for 22nd place.

Marion Veysseyre continued her steady play in the tournament, matching her first-round score with a final-round 76 to finish tied for 41st at 229 (+13), and Anita Uwadia rounded out the Gamecocks in the field in 73rd place with a 236 (+20).

"Today was probably some of the toughest golfing conditions that we will face all year," South Carolina head coach Kalen Anderson said. "The team hung tough and finished strong in a very deep field. LK finished with four straight birdies to finish third individually, while Marion and Emily finished even and -1 in their last seven holes. I'm pleased with the start to our spring."

**Darius Rucker Intercollegiate**  
 Long Cove Club  
 March 8-10 • Hilton Head Island, S.C.  
 Par 71 • 6,266 Yards  
 T2nd of 17

**TEAM SCORES**

1. Florida State	284-281-285=850	(-2)
<b>T2. South Carolina</b>	<b>282-298-286=867</b>	<b>(+15)</b>
T2. Wake Forest	285-288-294=867	(+15)
4. Duke	289-284-296=869	(+17)
T5. Auburn	294-292-296=882	(+30)
T5. Vanderbilt	298-288-296=882	(+30)
7. Arkansas	298-293-295=886	(+34)
T8. Furman	291-292-304=887	(+35)
T8. UCLA	295-289-303=887	(+35)
10. Virginia	291-299-298=888	(+36)
11. Georgia	297-294-298=889	(+37)
12. Northwestern	300-295-296=891	(+39)
13. LSU	290-293-311=894	(+42)
14. Alabama	309-292-298=899	(+47)
15. Baylor	299-303-299=901	(+49)
16. Oklahoma State	301-305-303=909	(+57)
17. North Carolina	305-299-307=911	(+59)

**GAMECOCKS**

T10. Lois Kaye Go	72-72-72=216	+3
T12. Emily Price	70-75-72=217	+4
T12. Marion Veysseyre	69-76-72=217	+4
T30. Ana Pelaez	75-76-70=221	+8
T36. Anita Uwadia	71-78-74=223	+10
T58. Gaby Amos*	74-76-79=229	+16

\*Played as an individual

**HILTON HEAD ISLAND, S.C.** - No. 10 South Carolina women's golf finished the 2019 Darius Rucker Intercollegiate with an impressive round, carding a 286 (+2) as a team to finish in a tie for second place at Long Cove Club.

No. 19 Florida State (850, -2) claimed the individual title as a team, with South Carolina (867, +15), Wake Forest (867, +15), Duke (869, +17), Auburn (882, +30) and Vanderbilt (882, +30) wrapping up the top five.

For the fourth tournament in a row, junior Lois Kaye Go finished in the top 10. Her 216 (+3) is her second-best score of the 2018-19 season. Her consistent play showing in that she finished all three rounds with a 1-over 72.

Senior Marion Veysseyre and freshman Emily Price each completed the final round with a 1-over 72 to finish in a tie for 12th. Price began the round with nine-straight pars, and finished the back nine 1-over. Veysseyre sank one birdie and one bogey on her opening eight holes before ripping off eight-straight pars for her second-best round of the weekend.

The best third round for the Gamecocks came from junior Ana Pelaez. She started her round with a birdie before sinking 17 straight pars to end the round with a 1-under 70, tying her best score of the 2018-19 season, and good enough for a tie for 30th.

Fellow junior Anita Uwadia connected on a pair of birdie putts in her final round at Long Cove Club. She recorded a score of 37 on both the front and back nine to finish with a 3-over 74 and in a tie for 36th.

Senior Gaby Amos wrapped up her weekend with a pair of birdies and an 8-over 79 to finish in a tie for 58th.

Overall in the tournament, Florida State took over the lead during the second round, and extended its lead to as much as 15 strokes during Sunday's round. The Seminoles 2-under 850 is a tournament record, breaking Duke's 2015 record of 858.

Frida Kinhult of Florida State took home the individual title, keeping pace and eventually separating from the defending NCAA Champion, Jennifer Kupcho (210, -3) of Wake Forest.



**Evans Derby Experience**  
 Saughatchee Country Club  
 March 23-25 • Opelika, Ala.  
 Par 72 • 6,250 Yards  
 T8th of 14

**TEAM SCORES**

1. Florida State	293-292-285=870	(+6)
T2. Duke	293-289-292=874	(+10)
T2. Texas	290-289-295=874	(+10)
T2. Arkansas	285-299-290=874	(+10)
5. Florida	288-304-288=880	(+16)
6. Kent State	292-298-295=885	(+21)
7. Auburn	290-303-296=889	(+25)
<b>T8. South Carolina</b>	<b>296-302-295=893</b>	<b>(+29)</b>
T8. Baylor	296-298-299=893	(+29)
T10. Mississippi State	294-304-303=901	(+37)
T10. Ole Miss	305-296-300=901	(+37)
12. Clemson	305-296-304=905	(+41)
13. Alabama	301-313-293=907	(+43)
14. Louisville	302-306-304=912	(+48)

**GAMECOCKS**

T19. Emily Price	74-71-75=220	+4
T30. Lois Kaye Go	74-78-71=223	+7
T42. Marion Veyseyre	72-78-78=228	+12
T42. Anita Uwadia	77-80-71=228	+12
T48. Ana Pelaez	76-75-78=229	+13
83. Gaby Amos*	80-84-85=249	+33

\*Played as an individual

**OPELIKA, Ala.** - No. 9 South Carolina women's golf concluded the 2019 Evans Derby Experience in a tie for eighth, carding a 72-hole score of 893 (+29) as a team at Saughatchee Country Club.

No. 11 Florida State came from behind to finish in first, using a final-round 285 (-3) to top the standings at 870 (+6). No. 3 Duke, No. 2 Texas and No. 8 Arkansas all finished as the runner-up with a team score of 874 (+10) with No. 7 Florida (880, +16) rounding out the top five.

Freshman Emily Price was Carolina's top individual finisher, wrapping up the tournament in a tie for 19th with a 72-hole score of 220 (+4). She recorded four birdies in her final round and tied with Lois Kaye Go for the team-high in birdies with eight.

Go tied the best score of any Gamecock individual with a 71 (-1) in her final round, moving her into a tie for 30th at the conclusion of the tournament. The junior sank four birdies in her final round to finish the tournament with a score of 223 (+7).

Anita Uwadia made one of the biggest jumps in the final round of anyone at Saughatchee Country Club. The junior finished with four birdies in the third round, including three in a four-hole stretch on the back nine. After a 34 (-2) back nine, she finished up with a 1-under 71 to move into a tie for 42nd.

The final two members of the Gamecocks' starting five each recorded a 78 to finish their time at the Evans Derby Experience. Marion Veyseyre and junior Ana Pelaez each had one birdie during their final round.

Carolina's lone individual, Gaby Amos, concluded her tournament with a 72-hole score of 249 (+33).

**Liz Murphey Collegiate Classic**  
 UGA Golf Course  
 Apr. 11-13 • Athens, Ga.  
 Par 72 • 6,279 Yards  
 Champions (Match Play)

**STROKE PLAY RESULTS**

T1. Augusta	290	(+2)
T1. Kennesaw State	290	(+2)
<b>3. South Carolina</b>	<b>295</b>	<b>(+7)</b>
T4. Arkansas	297	(+9)
T4. Louisville	297	(+9)
T6. Ole Miss	299	(+11)
T6. Georgia	299	(+11)
8. Florida	302	(+14)
T9. Denver	305	(+17)
T9. Daytona State College	305	(+17)
11. Alabama	306	(+18)
12. Iowa	308	(+20)

**Match Play Results**

#3 South Carolina defeats #6 Ole Miss, 4-1 | Quarterfinals  
 #3 South Carolina defeats #7 Georgia, 3-2 | Semifinals  
 #3 South Carolina defeats #1 Augusta, 3-2 | Finals

**GAMECOCKS**

T7. Emily Price	73	+1
T7. Ana Pelaez	73	+1
T15. Marion Veyseyre	74	+2
T23. Lois Kaye Go	75	+3
T23. Anita Uwadia	75	+3

**ATHENS, Ga.** - Just four days prior to the 2019 SEC Championships, No. 10 South Carolina women's golf took the title at the 2019 Liz Murphey Collegiate Classic in its first taste of match play this season. The Gamecocks defeated Augusta University 3-2 in the championship match at the University of Georgia Golf Course.

While junior Anita Uwadia completed her weekend with an unblemished 3-0 record, fellow junior Ana Pelaez was able to halve her match to clinch the victory for the Gamecocks on the par-5 18th.

Freshman Emily Price was the first to complete the course on Saturday. After sweeping her two matches on Friday, Price was forced to fight back from two holes down through seven holes. The talented rookie continued to work, and used a birdie on the par-3 8th and pars on the 10th and 11th to take a 1-up lead. The lead grew to 2-up after the 15th, but Augusta's Teresa Diez-Moliner squared the match down the stretch to halve the match and split the point.

After an Augusta victory in the second pairing, Carolina's Lois Kaye Go claimed a victory for the Garnet and Black in the third pairing. Go took advantage of some bogeys from Augusta's Cecilia Diez-Moliner, and had increased her lead to 2-up through the first 11 holes. A birdie on the par-5 12th added to her lead before she clinched the win with her fourth birdie on the par-4 15th to tie the match at 1.5.

Although Uwadia's match was close, the junior never trailed throughout the match. She used an opening birdie to take an early lead, but a birdie from Augusta's Linda Lundqvist knotted the match after the par-4 5th. After the two matched birdies on the 8th, Uwadia carded a second-straight birdie to take back the lead at 1-up through the front nine. Lundqvist later tied the match after a bogey from Uwadia on the 14th, and three-straight pars between the two set up a dramatic finish on the par-5 18th. With Lundqvist carding a double bogey, Uwadia calmly sank a par to give the Gamecocks a 2.5-1.5 lead with one match remaining.

With the match all square through 13 holes, Pelaez and Augusta's Charlotte Alran each posted five-consecutive pars to halve the match and claim the championship for the Gamecocks.



**SEC Championship**

**Greystone Golf Club**

**April 17-19 • Birmingham, Ala.**

**Par 72 • 6,274 Yards**

**2nd of 14**

**STROKE PLAY RESULTS**

1. Florida	284-283-296=863	(-1)
<b>2. South Carolina</b>	<b>287-286-292=865</b>	<b>(+1)</b>
3. Arkansas	291-287-290=868	(+4)
4. Vanderbilt	296-288-293=877	(+13)
T5. Georgia	293-286-303=882	(+18)
T5. Auburn	284-298-300=882	(+18)
7. Mississippi State	294-298-299=891	(+27)
8. Ole Miss	298-290-304=892	(+28)
9. LSU	299-292-305=896	(+32)
10. Tennessee	294-300-303=897	(+33)
11. Alabama	301-292-305=898	(+34)
12. Missouri	299-298-303=900	(+36)
13. Texas A&M	300-293-311=904	(+40)
14. Kentucky	304-299-307=910	(+46)

**Match Play Results**

#2 South Carolina defeats #7 Miss. St., 4-0-1 | Quarterfinals

#2 South Carolina defeats #6 Auburn, 3-1-1 | Semifinals

#2 South Carolina falls to #8 Ole Miss, 3-2 | Finals

**GAMECOCKS**

T5. Emily Price	71-71-73=215	-1
T5. Lois Kaye Go	70-73-72=215	-1
T10. Ana Pelaez	72-72-73=217	+1
T29. Marion Veyseyre	74-70-79=223	+7
T34. Anita Uwadia	75-75-74=224	+8

**BIRMINGHAM, Ala.** - It took four playoff holes to decide Sunday's 2019 SEC Championship match, with No. 11 South Carolina women's golf falling just short against Ole Miss. Hosted at Greystone Golf and Country Club, the Gamecocks finished in second place for the second-straight year and the fifth time in program history.

Junior Lois Kaye Go and Ole Miss' Macy Somoskey went four extra holes after going all-square after 18 holes. The two traded three pars before Go bogeyed 18 and Somoskey parred to win the team title.

The two almost did not make it to extra holes. Go led Somoskey 1-UP heading into the 18th, but Somoskey sunk a long distance putt to win the hole and extend the match.

Victorious for Carolina on the day was Ana Pelaez and Anita Uwadia. Pelaez was able to win easily, and early, 6&5. The junior went on an incredible streak of six-straight victories, starting at the par-4 5th. She went on to birdie the par-3 7th and par-5 9th during her run and went to the back nine 5-UP. She extended it to six on the 10th before tying Hutchinson-Kay on the next three holes to win the earliest match of the weekend for any team at the 2019 SEC Championship.

For Uwadia it was another wire-to-wire victory, never trailing in the match. Although the match was all-square from the end of the 14th to the 18th, Uwadia was able to pull it off on the par-5 18th. The junior smashed her drive, and followed that up by crushing her second shot to the opposite side of the green and an attempt for eagle. Uwadia was able to two-putt from her angle, and birdie the hole and win the second match for the Gamecocks.

Out of the No. 3 spot was Marion Veyseyre. The senior was able to fight back from a three-hole deficit to square the match after the 15th. Ole Miss' Julia Johnson connected on a birdie putt to take the par-3 17th, and Veyseyre was unable to win the hole back on 18.

Although Emily Price wasn't able to pull off the victory, she did turn heads with her incredible shot on 17. She was able to hole her bunker shot to win the hole, and went to the 18th down just one. Ole Miss' Kennedy Swann was able to hold off the talented freshman.

**NCAA Cle Elum Regional**

**Tumble Creek Golf Club**

**May 6-8 • Cle Elum, Wash.**

**Par 72 • 6,306 Yards**

**10th of 18**

**TEAM SCORES**

1. Southern Cal	281-285-278=844	(-20)
2. Washington	285-293-281=859	(-5)
3. Northwestern	284-302-278=864	(E)
4. Arkansas	287-296-286=869	(+5)
5. San Jose State	289-293-290=872	(+8)
6. UCF	289-298-286=874	(+10)
7. Ohio State	293-295-287=875	(+11)
8. Oregon State	293-296-288=877	(+13)
9. Oregon	295-296-288=879	(+15)
<b>10. South Carolina</b>	<b>298-296-287=881</b>	<b>(+17)</b>
11. Iowa State	299-301-282=882	(+18)
12. San Diego State	296-298-295=889	(+25)
13. Sacramento State	302-302-288=892	(+28)
14. Old Dominion	293-309-293=895	(+31)
15. Miami	299-314-289=902	(+38)
16. New Mexico State	321-305-298=924	(+60)
17. Boston University	307-318-312=937	(+73)
18. Southern Illinois	322-320-310=952	(+88)

**GAMECOCKS**

T22. Emily Price	72-75-72=219	+3
T28. Anita Uwadia	75-76-69=220	+4
T35. Ana Pelaez	76-71-74=221	+5
T44. Lois Kaye Go	76-74-73=223	+7
76. Marion Veyseyre	75-82-73=230	+14

**CLE ELUM, Wash.** - No. 9 South Carolina women's golf ended its season just short of the 2019 NCAA Championships, finishing in 10th at the Cle Elum Regional. The Gamecocks shot 1-under par (287), their best score of the week, but could not move into the top six to advance out of the Cle Elum Regional.

South Carolina battled its way to a tie for sixth at one point during the final round, but a tough front nine of the Tumble Creek Golf Club kept the Gamecocks from holding the top six position needed to advance.

Carolina once again started on hole No. 10, and the Gamecocks quickly posted birdies. Anita Uwadia connected on three birdies in the first four holes while Lois Kaye Go carded two in the first four holes. Uwadia's success continued on the tough front nine. In all, the junior finished with seven birdies to end her season by tying her career-low score of 69. Uwadia finished in a tie for 28th overall.

Go was unable to match her torrid pace on the back nine. After registering four birdies during her first seven holes, she could not find the range the rest of the way, ending her season with a 1-over 73 and in a tie for 44th. Go ends her junior campaign with the eighth-best scoring average in program history at 72.82 and the third-best scoring average by a junior in Carolina history.

Freshman Emily Price completed her freshman campaign with her 10th par or better round of the season with an even 72. The rookie put up a 36 on the front and back nine while scattering four birdies along the way to finish in a tie for 22nd. Price ends the season with the seventh-best scoring average in program history and the best freshman scoring average in South Carolina history at 72.81.

Senior Marion Veyseyre completed her final round of competition as a Gamecock with a 1-over 73 with three birdies. Originally from France, Veyseyre participated in 38 tournaments in her career with Carolina and finished 110 rounds of stroke-play in her career. She competed in an NCAA Regional all four of her seasons with Carolina.

Junior Ana Pelaez finished her junior campaign with a 2-over 74, posting a pair of birdies during her round. The Spaniard finished in a tie for 35th.



**Lois Kaye Go (Jr., Cebu City, Philippines)**

Tournament	Rounds	Finish
ANNIKA Intercollegiate	74-72-74=220 (+4)	T37
Windy City Collegiate Classic	71-76-73=220 (+4)	T18
Ruth's Chris Tar Heel Invitational	71-69-72=212 (-4)	T5
Landfall Tradition	76-71-71=218 (+2)	5
Allstate Sugar Bowl	72-75-70=217 (+1)	T3
Darius Rucker Intercollegiate	72-72-72=216 (+3)	T10
Evans Derby Experience	74-78-71=223 (+7)	T30
Liz Murphy Collegiate Classic	75	T23
Liz Match Play vs. Ole Miss	lost vs. No. 49 Julia Johnson	2&1
Liz Match Play vs. Georgia	lost vs. Rinko Mitsunaga	1-UP
Liz Match Play vs. Augusta	def. Cecilia Diez-Moliner	4&3
2019 SEC Championships	70-73-70=215 (-1)	T5
SEC Match Play vs. Miss. St.	A/S vs. No. 242 Hannah Levi	A/S
SEC Match Play vs. Auburn	def. No. 4 Julia McCarthy	5&4
SEC Match Play vs. Ole Miss	lost vs. Macy Somoskey	22 holes
NCAA Cle Elum Regional	76-74-73=223	T44

**Emily Price (Fr., Ludlow, England)**

Tournament	Rounds	Finish
Ruth's Chris Tar Heel Invitational	76-72-73=220 (+4)	T23
Landfall Tradition	73-76-70=219 (+3)	T6
Allstate Sugar Bowl	71-73-74=218 (+2)	T6
Darius Rucker Intercollegiate	70-75-72=217 (+4)	T12
Evans Derby Experience	74-71-75=220 (+4)	T19
Liz Murphy Collegiate Classic	73	T7
Liz Match Play vs. Ole Miss	def. No. 197 Ellen Hutchinson-Kay	3&2
Liz Match Play vs. Georgia	def. No. 65 Jenny Bae	1-UP
Liz Match Play vs. Augusta	A/S vs. Teresa Diez-Moliner	A/S
2019 SEC Championships	71-71-73=215 (-1)	T5
SEC Match Play vs. Miss. St.	def. No. 145 Aubree Jones	2-UP
SEC Match Play vs. Auburn	def. No. 134 Elena Hualde	4&3
SEC Match Play vs. Ole Miss	lost vs. Kennedy Swann	2-UP
NCAA Cle Elum Regional	72-75-72=219	T22

**Ana Pelaez (So., Malaga, Spain)**

Tournament	Rounds	Finish
ANNIKA Intercollegiate	75-70-70=215 (-1)	T21
Windy City Collegiate Classic	74-78-81=230 (+17)	T56
Ruth's Chris Tar Heel Invitational	72-73-81=226 (+10)	T54
*Landfall Tradition	82-74-81=237 (+21)	T82
Allstate Sugar Bowl	75-69-81=225 (+9)	T22
Darius Rucker Intercollegiate	75-76-70=221 (+8)	T30
Evans Derby Experience	76-75-78=229 (+13)	T48
Liz Murphy Collegiate Classic	73	T7
Liz Match Play vs. Ole Miss	def. Kennedy Swann	2&1
Liz Match Play vs. Georgia	def. Kelsey Kurnett	6&5
Liz Match Play vs. Augusta	A/S vs. Charlotte Alran	A/S
2019 SEC Championships	72-72-73=217 (+1)	T10
SEC Match Play vs. Miss. St.	def. Lauren Miller	2-UP
SEC Match Play vs. Auburn	lost vs. No. 87 Brooke Sansom	3&3
SEC Match Play vs. Ole Miss	def. No. 205 Ellen Hutchinson-Kay	6&5
NCAA Cle Elum Regional	76-71-74=221	T35



*Ainboa Olarra became the third Gamecock to notch multiple wins in a single season after capturing the individual title at the 2018 Florida State Match-Up and 2018 SEC Championship*

**Anita Uwadia (Jr., Newcastle, United Kingdom)**

Tournament	Rounds	Finish
ANNIKA Intercollegiate	73-73-75=221 (+5)	T40
Windy City Collegiate Classic	77-76-74=227 (+11)	T45
Ruth's Chris Tar Heel Invitational	71-74-73=218 (+2)	T18
Landfall Tradition	85-77-76=238 (+22)	T84
Allstate Sugar Bowl	79-77-80=236 (+20)	T73
Darius Rucker Intercollegiate	71-78-74=223 (+10)	T36
Evans Derby Experience	77-80-71=228 (+12)	T42
Liz Murphy Collegiate Classic	75	T23
Liz Match Play vs. Ole Miss	def. Macy Somoskey	2&1
Liz Match Play vs. Georgia	def. No. 89 Harmie Constantino	1-UP
Liz Match Play vs. Augusta	def. No. 199 Linda Lundqvist	1-UP
2019 SEC Championships	75-75-74=224 (+8)	T34
SEC Match Play vs. Miss. St.	def. No. 194 Ela Grimwood	2&1
SEC Match Play vs. Auburn	def. No. 124 Kaleigh Telfer	3&1
SEC Match Play vs. Ole Miss	def. Conner Beth Ball	1-UP
NCAA Cle Elum Regional	75-76-69=220	T28

**Marion Veysseyre (Sr., Lachapelle-Auzac, France)**

Tournament	Rounds	Finish
ANNIKA Intercollegiate	75-69-78=222 (+6)	T45
Windy City Collegiate Classic	72-75-76=223 (+7)	T30
Ruth's Chris Tar Heel Invitational	76-78-71=225 (+9)	T48
Landfall Tradition	73-70-76=219 (+3)	T6
Allstate Sugar Bowl	76-77-76=229 (+13)	T41
Darius Rucker Intercollegiate	69-76-72=217 (+4)	T12
Evans Derby Experience	72-78-78=228 (+12)	T42
Liz Murphy Collegiate Classic	74	T15
Liz Match Play vs. Ole Miss	def. No. 237 Conner Beth Ball	1-UP
Liz Match Play vs. Georgia	lost vs. No. 180 Jo-Hua Hung	1-UP
Liz Match Play vs. Augusta	lost vs. No. 177 Maggie Ashmore	4&3
2019 SEC Championships	74-70-79=223 (+7)	T29
SEC Match Play vs. Miss. St.	def. Blaire Stockett	2-UP
SEC Match Play vs. Auburn	A/S vs. No. 68 Mychael O'Berry	A/S
SEC Match Play vs. Ole Miss	lost vs. No. 63 Julia Johnson	2-UP
NCAA Cle Elum Regional	75-82-73=230	T76

**Skylar Thompson (Fr., Buford, Ga.)**

Tournament	Rounds	Finish
ANNIKA Intercollegiate	75-70-72=217 (+1)	T29
Windy City Collegiate Classic	77-79-74=230 (+14)	53
*Ruth's Chris Tar Heel Invitational	77-73-75=225 (+9)	T48
Landfall Tradition	80-72-73=225 (+9)	T24

**Gaby Amos (Sr., Gainesville, Fla.)**

Tournament	Rounds	Finish
Darius Rucker Intercollegiate	74-76-79=229 (+16)	T58
Evans Derby Experience	80-84-85=249 (+33)	83

\*Competed as an individual - score does not count towards team total



*Lois Kaye Go notched three top-10 showings in her first season with Carolina in a stretch highlighted by a third-place finish at the 2018 Bryan National Collegiate*



# 2017 NCAA Columbus Regional Champions

## South Carolina rallies to capture its third-straight NCAA Regional title

**COLUMBUS, Ohio** - South Carolina women's golf rallied from eight shots back and captured its third-straight NCAA Regional Title Wednesday at OSU Golf Club. The No. 12 Gamecocks paced the field for the second-straight day, carding a final-round 288 (E) to finish tied with Florida atop the leaderboard at the Columbus Regional.

Carolina freshman Ana Pelaez's impressive NCAA postseason debut resulted in medalist honors, as the Gamecock newcomer posted a final-round 70 (-2) en route to first-place honors. The Malaga, Spain, native totaled a three-round mark of 216 (E) to share the individual title with Florida's Kelly Grassel, while Gamecock senior Katelyn Dambaugh and junior Ainhoa Olarra also grabbed top-five finishes at the 54-hole event at the Scarlet Course.

Wednesday's victory marked the fifth regional title in eight years for the Gamecocks, who earned their eighth-straight trip to the NCAA Championship by virtue of their top-six finish. All five wins have come under coach Kalen Anderson.

No. 5 Florida State (891, +27) Ohio State (893, +29) and Purdue (904, +40) rounded out the top five spots, while Michigan (908, +44) marked the final school to advance to the NCAA Championship from the Columbus Regional.

The 2017 NCAA Championship will feature a 24-team field and take place May 19-24 at Rich Harvest Farm in Sugar Grove, Ill. This season will mark Carolina's 17th appearance at the NCAA Championship and the ninth time it has reached the event under Anderson. The Gamecocks reached the match-play portion of the tournament for the first time in school history last year.

Pelaez was brilliant down the stretch Wednesday, tallying four of her five birdies after the turn. Birdies on Nos. 10 and 12 moved the freshman into a tie for first, and she grabbed the solo lead with another birdie on the par-5 14th. Pelaez stuck her tee shot on the difficult par-3 17th to within two feet before converting her final birdie of the day, and she finished her week at even after a bogey on No 18.

Dambaugh, the medalist at the 2016 NCAA Baton Regional, tied for third this week with a three-round mark of 217 (+1). She totaled five birdies on her round, including one on her final hole, the par-4 18th. Dambaugh's 13 birdies for the tournament led the 96-player field.

Olarra, who placed in a tie for fifth, turned in her best performance of the tournament Wednesday, firing a 2-under 70 in the final round. She posted a back-nine 33 (-3) in a stretch that was highlighted by an eagle on the par-5 14th. The junior added a birdie on No. 16, and amassed 11 pars for her round.


Carolina sophomore Marion Veysseyre finished tied for 61st with a 54-hole total of 236 (+20), and senior Jia Xin Yang tied for 82nd (244, +28). Yang notched two birdies over her final nine holes, while Veysseyre sunk a 20-foot putt on the par-5 14th to register an eagle.



*Ana Pelaez carded a final-round 70 (-2) and totaled a 54-hole mark of 216 (E) at the NCAA Columbus Regional en route to her first collegiate medalist honors.*

### NOTABLES

- This season marked the second-straight year South Carolina and Florida share an NCAA Regional Title.
- Carolina was the only school to have three golfers finish in the top five at the NCAA Columbus Regional.
- With her win, freshman Ana Pelaez became the 17th player in program history to capture medalist honors.







# 2016 NCAA Baton Rouge Regional Champions

*South Carolina collects its fourth NCAA Regional title in the last seven years*

**BATON ROUGE, La.** - For the second-straight season and the fourth time in the last seven years, the South Carolina women's golf program finished atop the leaderboard at an NCAA Regional. The No. 24 Gamecocks posted a final-round 290 (+2) on Saturday to earn a share of the NCAA Baton Rouge Regional title with a three-day total of 857 (-7). No. 5 Florida converted a birdie on its final hole of the tournament and fired a 277 (-11) in round three to rally from a 13-stroke deficit and match South Carolina's 54-hole total at University Club.

Junior Katelyn Dambaugh powered the Gamecocks to victory in historic fashion, matching the program's top 54-hole individual score (207, -9) on the way to her first career medalist honors. The Goose Creek, S.C., native tallied a tournament-best 16 birdies and finished under par in all three rounds throughout the week.

The Gamecocks, who distanced themselves from the field with a program-record 277 (-11) in round two, finished just four strokes off the school 54-hole record. Three golfers finished par or better for South Carolina on Saturday, including senior Sarah Schmelzel, who converted a clutch birdie putt on No. 17 to help secure the win. With the victory, the Gamecocks earned a spot in the 24-team field at the NCAA Championships, set for May 20-25 at Eugene Country Club in Eugene, Ore. No. 13 Washington, No. 4 Duke, No. 20 Oregon and BYU marked the other schools to qualify for the women's golf national championship event from the Baton Rouge Regional.

This week was the first victory of the season for South Carolina and the eighth time the Gamecocks have won a tournament under head coach Kalen Anderson. Dambaugh becomes the 16th player in program history to earn medalist honors, and she is the third Gamecock to accomplish the feat at an NCAA postseason event. All four of South Carolina's NCAA Regional victories have come under Anderson.

Dambaugh carded a final-round 71 (-1), with all three of her birdies coming on the front nine. The junior finished her week ranked second in par-4 scoring and third in par-3 scoring, and her performance marked her third-straight top-three finish.

Schmelzel finished in a tie for 12th following her final-round 72 (E). The Phoenix, Ariz., native collected three birdies and played her last nine holes at 1-under (35) to end her week with a 216 (E). Schmelzel has placed in the top-15 at the NCAA regionals in each of the last two seasons.

Freshman Marion Veyseyre (T19), one of three South Carolina golfers making their NCAA postseason debut this week, marked the other Gamecock to garner a top-20 finish. She totaled a career-best 219 (+3) and finished par or better in two of her three rounds. Veyseyre registered six birdies in the final round, including three over her final six holes.


Sophomore Ainhoa Olarra and freshman Isidora Nilsson both ended their week just outside of the top-25 for the Gamecocks. Olarra (29th) posted a 77 (+5) on day three to finish with a 222 (+6), while Nilsson (T30) turned in her best 54-hole performance ever, a 7-over 223.



*Katelyn Dambaugh matched the program's lowest 54-hole individual score (207) in Baton Rouge on the way to her first collegiate medalist honors*

**NOTABLES**

- South Carolina's 857 was its second-lowest 54-hole total in NCAA Regional history.
- The Gamecocks are one of five schools to reach the NCAA Championship in each of the last seven years
- South Carolina was one of just three schools to have three golfers finish in the top-20 at University Club.





# 2015 NCAA East Regional Champions

*South Carolina captures third NCAA East Regional crown since 2010 with a stellar second round*

**RALEIGH, N.C.** - Top-seeded South Carolina fired a final-round 296 (+8) to clinch its third NCAA East Regional title since 2010 on Saturday at the Lonnie Poole Golf Course in Raleigh, N.C. The Gamecocks finished the tournament with a 54-hole score of 877 (+13) and captured the win by eight strokes to advance to their sixth-straight NCAA Championship. Senior Justine Dreher earned her sixth top-five finish of the season, finishing the weekend at even-par.

The Gamecocks entered the day with an eight-stroke lead after posting the only under-par team score of the tournament (-2, 286) on Friday. Alabama and LSU each made runs at the Gamecocks, particularly on the front nine when Alabama drew within five on a few occasions, but South Carolina fought its way through a difficult back nine to stay on top.

Dreher continued her career of strong postseason play, registering her second-straight top-five finish and her sixth of the season. Her 54-hole score of 216 (E) tied her for fifth with two others. After making the turn at 1-over, the senior played bogey-free on the back nine and holed a birdie on No. 15 to finish the day with a 72 (E).

Sophomore Katelyn Dambaugh turned in her best round of the weekend with a 2-under 70 on Saturday. She did not post a bogey on the front nine and made the turn at 3-under. She went 1-over on her final nine holes and posted her best career regional result in a tie for 12th at 5-over (221).

Junior Sarah Schmelzel also posted her best NCAA Regional finish. The Gamecock struggled after the turn and carded a final-round 77 (+5). With a three-round score of 220 (+4), Schmelzel captured 11th place, her best result since the season-opening Florida State Match-Up (T9) in February.

After a solid front nine, junior Mary Fran Hillow was 5-over on the back to card a third-round 77 (+5). Hillow was the fourth Gamecock to earn a top-25 result, tying for 22nd with a 54-hole score of 224 (+8).

After making the turn at 6-over, sophomore Jia Xin Yang battled on the back nine, carding eight pars and a birdie to also end the day at 5-over (77). Yang finished with a three-round score of 229 (+13, T48).

Also advancing to the NCAA Championships in Bradenton, Fla., are Northwestern (+21), host NC State (+23), Alabama (+24), LSU (+24) and Campbell (+28).

LSU's Madeline Sagstrom captured medalist honors by six strokes, finishing the weekend at 8-under (208). Coastal Carolina's Lena Schaeffner and LSU's Caroline Nistrup took second at 2-under, and Alabama's Emma Talley was fourth at 1-under. Dreher, Furman's Taylor Totland and NC State's Rachael Taylor tie for fifth (E).



*The Gamecocks capture the moment after earning the 2015 NCAA East Regional championship and their sixth-straight trip to the NCAA Championships.*

## NOTABLES

- The Gamecocks depth was on display this week with a different Gamecock carding the low individual round each day of the regional.
- Each of South Carolina's three regional titles have come when the Gamecocks were placed in the East Regional.
- South Carolina has posted 10 top-five finishes this season, a new school record.







# 2010 NCAA East Regional Champions

*South Carolina holds off Tennessee by two strokes to win first regional title in program history; Burnett shoots 210 (-6) to take medalist honors.*

**GREENVILLE, N.C.** – It finally all came together.

After going five years without a team tournament victory of any kind, the South Carolina women's golf team took down some of the nation's best teams in winning the NCAA East Regional on Saturday, posting a 54-hole score of 864 (E) to defeat Tennessee by two shots.

The key component of the Gamecocks' team victory came in the person of sophomore Katie Burnett, who shot a closing round of 71 (-1) to earn medalist honors for the first time in her collegiate career with a 3-day total of 210 (-6), one shot ahead of Auburn's Carlie Yadloczky.

"I'm really proud of them," coach Kalen Harris said. "They played really steady for three days, and played very well under really windy conditions today. We've been knocking on the door for a couple of tournaments now where they've been close and just haven't finished one, but they finished one at the right time (today) and I'm really proud of them."

The Gamecocks posted the best team round of the final day at 290 (+2) to overcome a five-shot deficit entering Saturday's third round. Duke, who led after two rounds of play, fell back to a tie for third after a closing round of 300 (+12). Tennessee, meanwhile, traded the lead with South Carolina and Duke for most of the day, but struggled down the stretch to post a final-day score of 296 (+8).

Carolina traded the lead back and forth with Duke, Tennessee, Auburn and Pepperdine throughout the day, but it appeared late in the day that it would come down to a duel with the Lady Vols. But the Gamecocks, as a team, were 3-under over their final three holes of the day while Tennessee was 1-over in that same stretch on the back nine, including one double-bogey at 18 that proved to be the difference.

Burnett was steady as a rock throughout the day and throughout the tournament. On a day when par was a very good score, the sophomore from Brunswick, Ga., had 15 of them. She first moved into red figures with a birdie at the dogleg-left par-4 14th, then saw a putt at the 18th just miss as she made the turn at 1-under. She faced a tough start to the more-exposed front nine as she fought her way out of a fairway bunker to make bogey at No. 2, then had a birdie putt at No. 4 lip out. She took dead aim at the par-5 seventh hole to card what would be the clinching birdie, then made pars at the eighth and ninth to hold on for the victory.

"To be honest, I don't think it's really hit me yet," Burnett said. "I'm still a little speechless at the moment. But I really couldn't be happier. I missed a few putts here and there, but I knew that if I kept playing the way I was playing, a few putts would fall coming down to the end."

Coming to the ninth and final hole, Burnett hit her approach past the flag to about 12 feet, but didn't know if she needed to make it to secure the victory. It turned out that all she needed was a two-putt for par, and that's what she managed to do as the awaiting Gamecock team stormed the green for hugs and high-fives all around.

Burnett's round of 210 ties for the fifth-best 54-hole individual total in school history, equaling an effort by Siew-Ai Lim at the 1994 Carolyn Cudone Invitational. In addition to becoming the 12th different Gamecock women's golfer to win an individual title, she is the third to win an NCAA East Regional. Teammate Benedicte Toumpsin won the 2008 event in Athens, Ga., and Lim was the medalist at the 1995 regional in Memphis, Tenn.

But it wasn't just Burnett's effort that led to the 17th team title in program history. Toumpsin turned in her second-straight round of even-par 72 to post a three-day total of 218 (+2) and a likely top-20 finish. She started off her final round with eight consecutive pars before coming to the 18th hole that had been a death trap for the Gamecocks all week. The pond down the left side claimed Toumpsin's tee shot, and she settled for a bogey to make the turn at 1-over. She would get that stroke right back at No. 1 with a birdie, then rolled off five more pars before running into trouble at No. 7. After an errant drive forced a layup, she hit her third shot into the hazard. But somehow, she was able to get up and down for bogey to minimize the damage. And once again, she fought right back for a birdie at No. 8 to get back to even par; a par at the ninth finished a strong day.

Senior Corrine Carr was the second-highest finisher for the Gamecocks, fighting her way to a closing 74 (+2) to finish at 217 (+1) overall, also a likely top-20 placement. Carr fought off bogeys at 12 and 13 by making back-to-back birdies at 14 and 15, then dropped another shot after a three-putt bogey at 16. She would hold on to par 17 and 18, then rolled off three more pars before bogeys at the windswept fourth and fifth holes. She would get one shot back with birdie at the seventh, then made two pars to close. Her 54-hole total of 217 equals a career-best, which previously came at the Mercedes-Benz Collegiate earlier this season.

Amanda Strang recovered from a tough 79 in Friday's second round to sign for a 73 (+1) Saturday, a six-shot improvement for the freshman. Standing 2-over after bogeys at 11 and 18, she finally got one stroke back with a birdie at the par-4 fifth. A bogey at No. 6 dropped her back to 2-over, then she made back-to-back birdies at the par-5 seventh and the lengthy par-3 eighth. However, a missed four-footer at nine kept her from level par as she finished 1-over for the day, 6-over for the week.

Taylor Barrett, the third senior on the Gamecock roster, was consistent throughout the week as she carded rounds of 76 (+4) all three days. A bogey-birdie start preceded six straight pars to keep her even as she came to the 18th. As with two of her teammates, she found rough going on the course's closing hole and made bogey to make the turn at 1-over. The wind got the best of her on the opening holes of the front nine as she made bogey on Nos. 1, 2 and 5, but recovered to post four straight pars to close a solid tournament.

South Carolina joined fellow SEC schools Tennessee, Auburn and Vanderbilt in advancing to the NCAA Championship, which runs May 18-21 at the Country Club of Landfall in Wilmington, N.C. Other schools advancing from the East Regional included Duke, Tulane, Pepperdine and TCU. Burnett's victory came by one shot over Auburn's Carlie Yadloczky, with Texas Tech's Rosalyn Kim earning the individual invitation to the NCAA Championships with her third-place finish at 4-under. First-round leader Nina Muehl of East Tennessee State tied for fourth place at 3-under with Tennessee freshman Erica Popson, the SEC runner-up.



*Head Coach Kalen Anderson, Taylor Barrett, Benedicte Toumpsin, Katie Burnett, Amanda Strang, Corrine Carr, Director of Golf Puggy Blackmon.*



**1993 - 7th of 18  
Santa Maria Golf Course  
May 13-15 • Baton Rouge, La.  
308-305-307=920**

Siew Ai Lim	71-78-75=224	10th
Clarissa Childs	82-76-72=230	29th
Kerry Zebick	76-77-79=232	34th
Rachel Bates	79-78-81=238	62nd
Tara Jay	82-74-84=240	71st

**1994 - 10th of 19  
Forest Akers Country Club  
May 12-14 • East Lansing, Mich.  
326-313-320=959**

Siew Ai Lim	75-75-77=227	6th
Rebekah Lee	82-80-79=241	T-42nd
Clarissa Childs	84-79-79=242	T-46th
Jill Darr	86-79-89=254	T-90th
Lea Bagwell	85-86-85=256	96th

**1995 - 4th of 19  
Quail Ridge Country Club  
May 11-13 • Memphis, Tenn.  
298-307-306=911**

Siew Ai Lim	73-71-70=214	1st
Clarissa Childs	79-76-78=233	T-46th
Rebekah Lee	73-80-82=235	T-57th
Julie Norris	75-80-82=237	T-67th
Karin Fries	77-84-76=237	T-67th

**1996 - T-5th of 19  
Grand National Lakes Course  
May 9-11 • Auburn, Ala.  
307-303-309=919**

Clarissa Childs	77-71-78=226	T-12th
Siew Ai Lim	76-75-77=228	T-18th
Rebekah Lee	77-75-81=233	T-32nd
Karin Fries	77-82-76=235	T-40th
Libby Howard	87-82-78=247	T-83rd

**1997 - 13th of 18  
Prairie Vista Golf Course  
May 8-10 • Normal, Ill.  
320-333-317=970**

Rebekah Lee	74-82-77=233	T-9th
C. Faaborg-Andersen	84-84-77=245	T-57th
Emma Lofgren	82-85-78=245	T-57th
Libby Howard	80-83-85=248	T-75th
Karin Fries	84-84-86=254	T-97th

**1999 - 7th of 19  
The University Club  
May 6-8 • Blythewood, S.C.  
299-302-307=908**

Cecilia Ekelundh	73-79-75=227	T-27th
Emma Lofgren	75-74-79=228	T-33rd
Lotte Moeller	79-70-79=228	T-33rd
Stefanie Reynolds	76-80-74=230	T-47th
Apryl Arrants	75-79-79=233	T-60th

**2000 - 18th of 24  
OSU Scarlet Course  
May 11-13 • Columbus, Ohio  
306-314-314=934**

Kristy McPherson	73-81-76=230	T-40th
Stefanie Reynolds	79-76-79=234	T-65th
Kacy Thompson	77-78-79=234	T-65th
Emma Lofgren	77-79-84=240	T-94th
Apryl Arrants	79-91-80=250	T-118th

**2001 - 6th of 21  
Finley Golf Course  
May 10-12 • Chapel Hill, N.C.  
305-293-306=904**

Kristy McPherson	73-69-72=214	3rd
Stefanie Reynolds	78-72-78=228	T-30th
Marci Robinson	75-75-78=228	T-30th
Sarah Kidd	80-77-85=242	T-70th
Kacy Thompson	79-88-78=245	T-73rd

**2002 - 6th of 21  
The University Club  
May 9-11 • Baton Rouge, La.  
298-293-298=889**

Adrienne Gautreaux	75-69-74=218	T-9th
Marci Robinson	74-74-76=224	T-41st
Kacy Thompson	78-74-73=225	T-45th
Kristy McPherson	75-76-75=226	T-54th
Reetta Laakkonen	74-77-80=231	T-70th

**2003 - 7th of 21  
Salem Glen Country Club  
May 8-10 • Clemmons, N.C.  
303-287-294=884**

Kristy McPherson	68-71-70=209	2nd
Adrienne Gautreaux	80-72-73=225	T-40th
Marci Robinson	81-70-76=227	T-54th
Kacy Thompson	80-74-75=229	T-64th
Tiffany Catafygiotu	75-82-76=233	T-79th

**2004 - 15th of 21  
Mission Inn Resort  
May 6-8 • Howey-In-The-Hills, Fla.  
303-287-294=884**

Adrienne Gautreaux	71-77-74=222	T-9th
Jenna Pearson	83-76-82=241	T-69th
Erica Battle	84-82-77=243	T-78th
Marci Robinson	79-85-81=245	T-83rd
Kory Thompson	83-85-84=252	T-92nd

**2005 - 9th of 21  
University of Florida Golf Course  
May 5-7 • Gainesville, Fla.  
293-307-303=903**

Jenna Pearson	70-77-72=219	14th
Whitney Simons	73-75-76=224	T-28th
Erica Battle	72-78-79=229	T-51st
Caroline Rominger	81-77-77=235	T-77th
Blythe Worley	78-81-78=237	T-81st

**2006 - 13th of 21  
Bryan Park Champions Course  
May 11-13 • Browns Summit, N.C.  
296-297-304=897**

Blythe Worley	75-74-73=222	34th
Laura Raffo	76-75-78=226	T-54th
Erica Battle	72-74-81=227	T-61st
Jenna Pearson	76-74-77=227	T-61st
Whitney Simons	76-80-76=232	T-86th

**2007 - T-9th of 21  
The University Club  
May 10-12 • Baton Rouge, La.  
290-289-295=875**

Bénédicte Toumpsin	72-73-72=217	T-26th
Camila Mori	73-72-73=218	T-36th
Blythe Worley	72-72-74=218	T-36th
Whitney Simons	73-73-76=222	T-56th
Jenna Pearson	73-72-78=223	T-59th

**2008 - T-6th of 21  
UGA Golf Course  
May 8-10 • Athens, Ga.  
291-303-305=899**

Bénédicte Toumpsin	68-70-76=214	1st
Camila Mori	74-76-75=225	T-24th
Blythe Worley	75-78-77=230	T-48th
Whitney Simons	78-79-77=234	T-68th
Taylor Barrett	74-80-81=235	T-68th

**2009 - 12th of 21  
Mark Bostick Golf Course  
May 7-9 • Gainesville, Fla.  
308-290-299=897**

Bénédicte Toumpsin	79-71-71=221	T-30th
Katie Burnett	75-72-75=222	T-34th
Corrine Carr	75-76-76=227	T-58th
Taylor Barrett	80-72-77=229	T-67th
Meredith Taylor	79-75-81=235	T-84th

**2010 - 1st of 24  
Ironwood Golf & Country Club  
May 6-8 • Greenville, N.C.  
283-291-290=864**

Katie Burnett	67-72-71=210	1st
Corrine Carr	72-71-74=217	T-13th
Bénédicte Toumpsin	74-72-72=218	T-19th
Amanda Strang	70-79-73=222	T-39th
Taylor Barrett	76-76-76=228	T-73rd

**2011 - 6th of 24  
Washington National Golf Course  
May 5-7 • Auburn, Wash.  
303-299-300=902**

Suzie Lee	77-72-73=222	T-15th
Samantha Swinehart	75-71-76=222	T-15th
Katie Rose Higgins	76-78-76=230	T-49th
Katie Burnett	75-81-75=231	T-52nd
Amanda Strang	79-78-81=238	T-84th

**2012 - 1st of 24  
Penn State Golf Course  
May 10-12 • State College, Pa.  
288-294-291=873**

Katie Burnett	72-71-73=216	T-3
Amanda Strang	73-75-72=220	T-14th
Justine Dreher	70-73-78=221	T-19th
Suzie Lee	73-83-68=224	T-41st
Meredith Swanson	78-75-80=233	T-87th

**2013 - 4th of 24  
Stanford Golf Course  
May 9-11 • Stanford, Calif.  
296-285-293=874**

Suzie Lee	73-71-73=217	T-14th
Meredith Swanson	75-70-73=218	T-18th
Sarah Schmelzel	76-72-74=222	T-33th
Justine Dreher	72-78-73=223	T-39th
Mary Fran Hillow	82-72-78=232	T-85th

**2014 - 2nd of 24  
SouthWood Golf Club  
May 8-10 • Tallahassee, Fla.  
291-283-285=854**

Justine Dreher	75-70-66=211	T-4th
Samantha Swinehart	73-70-69=212	T-7th
Katelyn Dambaugh	76-70-71=217	T-24th
Sarah Schmelzel	71-73-74=218	T-29th
Suzie Lee	72-78-74=224	T-65th

**2015 - 1st of 18  
Lonnie Poole Golf Course  
May 7-9 • Raleigh, N.C.  
295-286-296=877**

Justine Dreher	71-73-72=216	T-5th
Sarah Schmelzel	74-69-77=220	11th
Katelyn Dambaugh	78-73-70=221	T-12th
Mary Fran Hillow	76-71-77=224	T-22nd
Jia Xin Yang	74-78-77=229	T-48th

**2016 - T-1st of 18  
University Club  
May 5-7 • Baton Rouge, La.  
290-277-290=857**

Katelyn Dambaugh	70-66-71=207	1st
Sarah Schmelzel	75-69-72=216	T-12th
Marion Veysseyre	70-77-72=219	T-19th
Ainhoa Olarra	76-69-77=222	29th
Isidora Nilsson	75-73-75=223	T-30th

**2017 - T-1st of 18  
OSU Golf Club  
May 8-10 • Columbus, Ohio  
290-277-290=857**

Ana Pelaez	76-70-70=216	T-1st
Katelyn Dambaugh	77-70-70=217	T-3rd
Ainhoa Olarra	76-73-70=219	T-5th
Marion Veysseyre	82-76-78=236	T-61st
Jia Xing Yang	80-83-81=244	T-82nd

**2018 - 10th of 18  
TPC Harding Park  
May 7-9 • San Francisco, Calif.  
296-289-288=873**

Ainhoa Olarra	73-73-72=218	T-27th
Lois Kaye Go	74-73-71=218	T-27th
Ana Pelaez	74-72-75=221	T-40th
Anita Uwadia	77-71-73=221	T-40th
Marion Veysseyre	75-74-72=221	T-40th

**2019 - 10th of 18  
Tumble Creek Golf Club  
May 6-8 • Cle Elum, Wash.  
298-296-287=881**

Lois Kaye Go	76-74-73=223	T-44th
Emily Price	72-75-72=219	T-22nd
Ana Pelaez	76-71-74=221	T-35th
Marion Veysseyre	75-82-73=230	76th
Anita Uwadia	75-76-69=220	T-24th



**1987 - T-14th of 17**  
**The Championship Course at UNM**  
**May 27-30 • Albuquerque, N.M.**  
**298-303-304-320=1225**

Marianne Morris	75-74-72-76=297	T-15th
Truie Timmons	74-77-78-78=307	T-60th
Kim Belk	74-76-77-83=310	T-73rd
Kelly Brannon	75-76-78-83=312	T-77th
Elizabeth Macfie	80-85-77-83=325	T-102nd

**1993 - 12th of 17**  
**UGA Golf Course**  
**May 26-29 • Athens, Ga.**  
**309-310-315-304=1238**

Tara Joy	79-79-77-73=308	T-41st
Rachel Bates	75-76-77-83=311	T-49th
Siew Ai Lim	77-77-82-76=312	T-53rd
Kerry Zebick	78-78-79-80=315	T-61st
Clarissa Childs	83-80-82-75=320	T-74th

**1995 - T-9th of 18**  
**Pete Dye Course at Landfall**  
**May 24-27 • Wilmington, N.C.**  
**299-300-297-308=1204**

Siew Ai Lim	74-73-73-73=293	T-9th
Clarissa Childs	71-75-74-76=296	T-14th
Rebekah Lee	77-74-75-80=306	T-44th
Karin Fries	77-78-75-81=311	T-67th
Katie Weiss	83-89-86-79=337	T-99th

**1996 - 14th of 18**  
**LaQuinta Dunes Golf Resort**  
**May 22-25 • Palm Springs, Calif.**  
**334-311-329-321=1295**

Siew Ai Lim	78-74-84-70=306	T-6th
Libby Howard	87-76-79-82=324	T-51st
Clarissa Childs	84-79-81-83=327	T-61st
Rebekah Lee	87-72-85-86=340	T-86th
Karin Fries	85-87-90-90=352	T-94th

**1999 - 14th of 19**  
**Tulsa Country Club**  
**May 19-22 • Tulsa, Okla.**  
**313-313-315=941**

Cecilia Ekelundh	78-76-77=231	T-35th
Emma Lofgren	79-77-80=236	T-57th
Apryl Arrants	76-78-83=237	T-63rd
Lotte Moeller	80-82-80=242	T-77th
Stefanie Reynolds	82-84-78=244	T-85th

**2001 - 24th of 24**  
**Mission Inn Resort**  
**May 22-25 • Howey-In-The-Hills, Fla.**  
**308-323-311-312=1254**

Kristy McPherson	75-83-72-73=303	T-44th
Marci Robinson	76-77-81-79=313	T-88th
Stefanie Reynolds	78-83-78-78=317	T-100th
Sarah Kidd	79-80-85-84=328	T-114th
Kacy Thompson	81-86-80-82=329	T-116th

**2002 - 23rd of 24**  
**Univ. of Washington Golf Course**  
**May 21-24 • Auburn, Wash.**  
**298-298-308-313=1217**

Kristy McPherson	76-71-74-79=300	T-55th
Reetta Laakkonen	72-74-80-75=301	T-60th
Adrienne Gautreaux	74-75-78-81=308	T-95th
Kacy Thompson	76-78-77-78=309	T-99th
Marci Robinson	76-78-79-81=314	112th

**2003 - 17th of 24**  
**Birck Boilermaker Golf Course**  
**May 20-23 • West Lafayette, Ind.**  
**318-318-309-303=1248**

Kristy McPherson	79-78-75-73=305	T-39th
Adrienne Gautreaux	80-79-75-76=310	T-61st
Tiffany Catafygiotu	79-81-78-75=313	T-76th
Kacy Thompson	80-81-81-79=321	T-90th
Marci Robinson	85-80-81-82=328	T-115th



*The 2016 Gamecocks reached match play at the NCAA Championship for the first time in school history and equaled the program's best finish with a fifth-place showing.*

**2008 - 22nd of 24**  
**UNM Championship Course**  
**May 20-23 • Albuquerque, N.M.**  
**306-316-310-303=1235**

Camila Mori	78-73-76-74=301	T-41st
Bénédicte Toumpsin	76-79-76-72=303	T-48th
Blythe Worley	75-85-79-76=315	T-96th
Whitney Simons	77-83-79-82=321	T-114th
Taylor Barrett	84-81-82-81=328	T-122nd

**2010 - T-14th of 24**  
**Country Club of Landfall (Dye)**  
**May 18-21 • Wilmington, N.C.**  
**300-297-293-296=1186**

Katie Burnett	72-74-69-71=286	T-9th
Corrine Carr	76-75-76-71=298	T-54th
Bénédicte Toumpsin	77-75-72-77=301	T-67th
Amanda Strang	75-73-81-77=306	T-99th
Taylor Barrett	77-76-76-78=307	T-102nd

**2011 - 18th of 24**  
**Texas A&M Traditions Club**  
**May 18-21 • College Station, Texas**  
**302-315-298-296=1211**

Katie Burnett	71-80-70-78=299	T-37th
Samantha Swinchart	78-77-77-71=303	T-55th
Amanda Strang	75-79-75-76=305	T-65th
Suzie Lee	78-83-76-71=308	T-80th
Katie Rose Higgins	84-79-79-80=322	T-115nd

**2012 - 5th of 24**  
**Vanderbilt Legends Club**  
**May 22-25 • Franklin, Tenn.**  
**302-281-300-293=1176**

Katie Burnett	74-67-74-73=288	5th
Amanda Strang	75-73-76-70=294	T-21st
Meredith Swanson	76-71-75-78=300	T-59th
Justine Dreher	77-77-75-75=304	T-77th
Suzie Lee	79-70-81-75=305	T-84th

**2013 - 20th of 24**  
**UGA Golf Course**  
**May 21-24 • Athens, Ga.**  
**304-305-292-310=1211**

Justine Dreher	77-77-73-73=300	T-48th
Suzie Lee	74-78-75-77=304	T-68th
Sarah Schmelzel	76-80-70-79=305	T-73rd
Meredith Swanson	79-74-74-82=309	T-97th
Mary Fran Hillow	77-76-79-81=313	T-109th

**2014 - 13th of 24**  
**Tulsa Country Club**  
**May 20-23 • Tulsa, Okla.**  
**301-299-283-281=1164**

Samantha Swinchart	73-76-68-67=284	T-13th
Suzie Lee	75-78-71-71=295	T-67th
Justine Dreher	80-73-73-70=296	T-74th
Katelyn Dambaugh	75-77-73-73=298	T-80th
Sarah Schmelzel	78-73-71-76=298	T-80th

**2015 - 17th of 24**  
**The Concession Golf Club**  
**May 22-27 • Bradenton, Fla.**  
**308-322-302=932**

Justine Dreher	76-76-74-72=298 (+10)	T-16th
Katelyn Dambaugh	70-82-74-77=303 (+13)	T-32nd
Jia Xin Yang	79-77-74=230 (+14)	T-45th
Mary Fran Hillow	83-87-81=251 (+35)	T-123rd
Sarah Schmelzel	85-90-80=255 (+39)	128th

**2016 - 5th of 24**  
**Eugene Country Club**  
**May 20-25 • Eugene, Ore.**  
**293-289-290-290=1162**

**L, 3-2 in match play quarterfinals**

Katelyn Dambaugh	69-73-71-74=287 (-1)	T-11th
Ainhóa Olarra	73-71-73-71=288 (E)	T-16th
Sarah Schmelzel	77-71-72-71=289 (+1)	T-20th
Marion Veysseyre	78-79-74-74=305 (+17)	T-73rd
Isidora Nilsson	76-74-81-81=312 (+24)	81st

**2017 - 7th of 24**  
**Rich Harvest Farms**  
**May 19-24 • Sugar Grove, Ill.**  
**313-300-310=923**

Ainhóa Olarra	76-70-77=223 (+7)	T-10th
Ana Pelaez	75-76-81=232 (+16)	T-50th
Katelyn Dambaugh	80-78-74=232 (+16)	T-50th
Marion Veysseyre	82-83-81=246 (+30)	T-116th
Anita Uwadia	94-76-78=248 (+32)	T-122nd

**Individual Gamecocks in NCAA Championships**

**May 28-31, 1986**  
**OSU Golf Course • Columbus, Ohio**  
 Marianne Morris 76-76-78-75=305 38th

**May 23-26, 1990**  
**Arthur Hills GC • Hilton Head, S.C.**  
 Debbie Eckroth 80-82-77-72=311 35th

**May 25-28, 1994**  
**Oregon Golf Club • Eugene, Ore.**  
 Siew Ai Lim 75-74-79-80=308 20th

**May 21-24, 1997**  
**OSU Scarlet Course • Columbus, Ohio**  
 Rebekah Lee 80-73-76-80=309 61st

**May 18-21, 2004**  
**Grand National Lake Course • Auburn, Ala.**  
 Adrienne Gautreaux 72-78-70=293 22nd

**May 17-20, 2005**  
**Meadows Golf Course • Sunriver, Ore.**  
 Jenna Pearson 79-79-72-73=303 60th



# 2002 SEC Champions

**South Carolina knocks off top-ranked Auburn by three strokes to claim first SEC crown; McPherson earns medalist honors for second-straight year.**

No. 25 South Carolina captured the women's golf program's first Southeastern Conference Championship behind a school-record three-day total of 861. The Gamecocks finished three shots ahead of Auburn after entering the final round tied with the top-ranked team.

While the Gamecocks were posting their first team title, junior All-American Kristy McPherson made it a clean sweep as she became just the second player in SEC women's golf history to win back-to-back individual titles. She carded a three-day 209 to win the title by two strokes over Vanderbilt's Nicki Cutler. McPherson continued her mastery of the SEC Tournament by posting her sixth-straight sub-par round in the event and, after opening last year's tournament with a five-under 67, has led each round in the SEC Championship over the last two seasons. The only other SEC women's golfer to earn back-to-back SEC individual titles was Florida's Deb Richard, who won three-consecutive crowns from 1982-84.

"I'm so proud of the ladies," said head coach Kristi Coggins. "They played with so much heart and fought until the final putt dropped. Our goal was to be in contention coming into the final round because we have played so well all spring on the last day.

The Gamecocks picked the right time to crush the previous school record for team tournament score, topping it by 23 strokes. The 861 was also three strokes better than the SEC Championship record of 864 set by Georgia at the 1988 event at Gulf Breeze, Fla. Prior to posting 290 or lower in all three rounds at the event, Carolina had turned in just four sub-300 rounds all season.

South Carolina shot its highest score of the tournament in the final round, but played a solid back nine to recapture the lead and hold on. USC stood at five-over par after the first nine holes and fell three strokes behind No. 9 Tennessee, which was eight-under at the turn. But the Lady Vols cooled down, and the Gamecocks played the back nine collectively at three-under to win the title. Carolina handed Auburn its fifth second-place showing on the year to go along with its five tournament victories. Tennessee finished third, five shots off the pace.

In the individual competition, McPherson got a scare from Vanderbilt's Nicki Cutler, who finished before her and was in the clubhouse with a five-under 211 after a final-round 67. Tied with Cutler entering the final six holes, McPherson carded three birdies down the stretch and earned the win. Her 209 was the second-best individual three-round score in SEC Tournament history, two strokes off the previous record of 207, which she shot in 2001.

"Every putt ... every shot ... all I wanted to do was make it for the team," McPherson said. "(Winning the individual title) this year is so much better because

the team won. It was awesome last year – don't get me wrong – but I get to share it with the team this season. I was thinking about team honors all weekend, and it just so happened that the individual victory came around."

Junior Kacy Thompson of Columbia fell from fourth to 15th place with a final-round 79 (219 total). Junior Adrienne Gautreaux had a three-over 75 on the last day and finished tied for 17th place at 222. Reetta Laakkonen had a three-day total of 223 and finished tied for 18th place, thanks to second- and third-round 71s, which tied her lowest career rounds. Sophomore Marci Robinson had a one-over 73 in the last round and tied for 22nd place.



Head coach Kristi Coggins, Adrienne Gautreaux, Marci Robinson, Kristy McPherson, Reeta Laakkonen, Kacy Thompson and assistant coach Clarissa Childs.

## 2002 SEC Championship

Univ. of Georgia Golf Course :: Par 72 :: 6,104 yards

### Team Standings

1. South Carolina	289-282-290=861
2. Auburn	280-291-293=864
3. Tennessee	295-282-289=866
4. Vanderbilt	300-294-281=875
5. Georgia	298-302-288=888
6. Florida	298-295-304=897
7. Alabama	305-306-307=918
8. LSU	303-313-305=921
9. Mississippi State	317-310-302=929
Ole Miss	310-314-305=929
11. Arkansas	320-301-313=934
12. Kentucky	312-317-315=944

### Individual Top 25

1. Kristy McPherson (S. Car.)	69-69-71=209 (-7)
2. Nicki Cutler (Vanderbilt)	72-72-67=211 (-5)
3. Celeste Troche (Auburn)	70-71-71=212 (-4)
Young-A Yang (Tennessee)	69-72-71=212 (-4)
5. Meredith Duncan (LSU)	69-75-71=215 (-1)
Mary Jan Fernandez (Tenn.)	77-66-72=215 (-1)
Tina Schneeberger (Tenn.)	71-71-73=215 (-1)
8. Danielle Downey (Auburn)	69-76-72=217 (+1)
9. Angela Jerman (Georgia)	74-74-70=218 (+2)
10. Sarah Jacobs (Vanderbilt)	76-71-72=219 (+3)
Diana Ramage (Auburn)	70-75-74=219 (+3)
Summer Sirmons (Georgia)	73-75-71=219 (+3)
Courtney Swaim (Auburn)	71-72-76=219 (+3)
14. Sarah Johnston (Alabama)	75-72-73=220 (+4)
15. Kacy Thompson (S. Carolina)	72-70-79=221 (+5)
Courtney Wood (Vanderbilt)	78-75-68=221 (+5)
17. Adrienne Gautreaux (S. Car.)	75-72-75=222 (+6)
18. Jeanne Cho (Florida)	76-75-72=223 (+7)
Whitney Code (Florida)	70-73-80=223 (+7)
Elizabeth Hoffman (Ole Miss)	76-76-71=223 (+7)
Reetta Laakkonen (S. Carolina)	81-71-71=223 (+7)
22. Natalia Nicholls (Georgia)	76-75-74=225 (+9)
Marci Robinson (S. Carolina)	73-79-73=225 (+9)
Brittany Straza (Florida)	76-74-75=225 (+9)
Meredith Ward (Vanderbilt)	74-77-74=225 (+9)





**Metro Conference**



**1988-91**

**1988 - 2nd of 4 Sandestin Resort  
May 4-6 • Destin, Fla.  
315-312-304=931**

Elizabeth Macfie	75-77-75=227	3rd
Kim Belk	79-78-77=234	6th
Liz Galbraith	82-78-75=235	T-7th
Cathy Rumpfelt	84-79-77=240	T-9th
Aileen Robertson	79-85-82=246	14th

**1989 - 2nd of 4 Sandestin Resort  
May 5-7 • Destin, Fla.  
308-307-304=919**

Debbie Eckroth	78-72-72=222	1st
Kim Belk	74-73-79=226	3rd
Cathy Rumpfelt	79-80-76=235	T-8th
Aileen Robertson	77-82-77=236	10th
Vikki Valentine	84-84-80=248	13th

**1990 - 1st of 5 Sandestin Resort  
May 4-6 • Destin, Fla.  
304-310-304=918**

Aileen Robertson	75-77-73=225	2nd
Vikki Valentine	74-77-77=228	4th
Debbie Eckroth	77-78-75=230	5th
Sofia Gervas	78-78-79=235	8th
Cathy Rumpfelt	85-79-80=244	11th

**1991 - 3rd of 5 Sandestin Resort  
April 27-28 • Destin, Fla.  
313-333=646**

Debbie Eckroth	77-82=159	9th
Aileen Robertson	79-81=160	10th
Rachel Bates	77-86=163	11th
Vikki Valentine	80-84=164	12th
Sofia Gervas	84-86=170	16th

**1992 - 3rd of 10 Santa Maria Golf Course  
May 11-13 • Baton Rouge, La.  
304-304-304=912**

Vikki Valentine	76-74-72=222	5th
Lea Bagwell	76-75-76=227	11th
Debbie Eckroth	79-74-78=231	T-16th
Margaret Hickey	73-81-78=232	18th
Rachel Bates	84-86-78=248	T-42nd

**Southeastern Conference**



**1992-present**

**1993 - 3rd of 11 Colonial Country Club  
April 30-May 2 • Jackson, Miss.  
301-315=616**

Rachel Bates	75-79=154	T-11th
Clarissa Childs	72-82=154	T-11th
Siew Ai Lim	76-80=156	T-15th
Tara Joy	81-76=157	T-18th
Kerry Zebick	78-80=158	T-21st

**1994 - 5th of 11 Old Waverly Golf Club  
April 29-May 1 • West Point, Miss.  
291-292-321=904**

Lea Bagwell	73-73-78=224	T-7th
Siew Ai Lim	71-72-81=224	T-7th
Rebekah Lee	75-73-78=226	T-12th
Clarissa Childs	72-74-84=230	T-20th
Jill Darr	83-80-86=249	T-50th

**1995 - 2nd of 11 Legends Club of Tennessee  
April 21-23 • Franklin, Tenn.  
310-303-308=921**

Clarissa Childs	76-72-77=225	T-3rd
Siew Ai Lim	81-73-73=227	5th
Rebekah Lee	83-75-76=234	T-12th
Karin Fries	74-83-83=240	25th
Julie Norris	79-85-82=246	T-37th

**1996 - T-3rd of 12 Willow Creek Golf Club  
April 19-21 • Knoxville, Tenn.  
310-300=610**

Siew Ai Lim	74-72=146	T-2nd
Rebekah Lee	78-76=154	T-11th
Clarissa Childs	78-78=156	T-22nd
Libby Howard	80-76=156	T-22nd
Karin Fries	84-76=160	T-32nd

**1997 - 4th of 12 The University Club  
April 18-20 • Blythewood, S.C.  
317-294-299=910**

C. Faaborg-Andersen	80-74-71=225	T-6th
Rebekah Lee	78-72-75=225	T-6th
Libby Howard	79-74-75=228	T-14th
Karin Fries	85-75-78=238	T-35th
Emma Lofgren	80-74-85=239	T-38th

**1998 - 8th of 12 Riverchase Country Club  
April 17-19 • Tuscaloosa, Ala.  
318-312-303=933**

Lotte Moeller	77-74-75=226	11th
Emma Lofgren	81-80-72=233	T-27th
Apryl Arrants	77-80-78=235	29th
Libby Howard	84-78-78=240	T-43rd
Abby Derman	83-84-84=251	T-56th

**1999 - 10th of 12 Grand National Lake Course  
April 16-18 • Opelika, Ala.  
318-314-320=952**

Cecilia Ekelundh	77-73-80=230	T-9th
Emma Lofgren	78-79-80=237	T-27th
Stefanie Reynolds	80-80-78=238	T-32nd
Lotte Moeller	83-82-83=248	T-46th
Apryl Arrants	84-83-82=249	51st

**2000 - 8th of 12 Pinnacle Country Club  
April 21-23 • Rogers, Ark.  
314-326-319=959**

Kristy McPherson	77-79-74=225	T-11th
Apryl Arrants	80-82-81=243	T-37th
Emma Lofgren	79-86-79=244	T-41st
Stefanie Reynolds	78-84-85=247	T-45th
Kacy Thompson	86-81-85=252	T-52nd



*Kristy McPherson won the 2001 and 2002 SEC Championships, becoming just the second two-time medalist in SEC Championship history.*





**2001 - T-3rd of 12**  
**Univ. of Florida Golf Course**  
**April 20-22 • Gainesville, Fla.**  
**295-290-302=887**

Kristy McPherson	67-70-70=207	1st
Sarah Kidd	75-74-77=226	T-20th
Marci Robinson	75-73-78=226	T-20th
Stefanie Reynolds	78-73-77=228	T-26th
Kacy Thompson	86-77-81=244	T-51st

**2002 - 1st of 12**  
**UGA Golf Course**  
**April 19-21 • Athens, Ga.**  
**289-282-290=861**

Kristy McPherson	69-69-71=209	1st
Kacy Thompson	72-70-79=221	T-15th
Adrienne Gautreaux	75-72-75=222	T-17th
Reetta Laakkonen	81-71-71=223	T-18th
Marci Robinson	73-79-73=225	T-22nd

**2003 - 4th of 12**  
**University Club**  
**April 18-20 • Lexington, Ky.**  
**295-308-311=914**

Kristy McPherson	68-71-81=220	3rd
Adrienne Gautreaux	73-77-74=224	T-8th
Marci Robinson	84-80-73=237	T-29th
Kacy Thompson	76-80-85=241	T-38th
Tiffany Catafygiotu	78-82-83=243	T-42nd

**2004 - 7th of 12**  
**UGA Golf Course**  
**April 16-18 • Athens, Ga.**  
**303-300-296=899**

Erica Battle	79-74-71=224	T-20th
Adrienne Gautreaux	75-74-75=224	T-20th
Marci Robinson	73-77-75=225	T-26th
Jenna Pearson	76-75-76=227	T-31st
Kory Thompson	79-80-75=234	T-42nd

**2005 - 7th of 12**  
**Tunica National Golf Course**  
**April 15-17 • Tunica, Miss.**  
**313-301-300=914**

Whitney Simons	76-73-78=227	T-12th
Erica Battle	80-78-70=228	T-15th
Caroline Rominger	79-76-73=228	T-15th
Jenna Pearson	78-74-82=234	T-34th
Tiffany Catafygiotu	80-83-79=242	T-51st

**2006 - 8th of 12**  
**Vanderbilt Legends Club**  
**April 14-16 • Franklin, Tenn.**  
**310-293-300=903**

Jenna Pearson	75-74-72=221	T-7th
Whitney Simons	75-73-75=223	T-16th
Erica Battle	79-73-78=230	T-35th
Blythe Worley	84-73-75=232	T-41st
Laura Raffo	81-81-78=240	T-53rd

**2007 - 4th of 12**  
**Old Waverly Golf Club**  
**April 20-22 • West Point, Miss.**  
**295-289-303=887**

Jenna Pearson	74-66-77=217	T-5th
Blythe Worley	70-74-76=220	10th
Camila Mori	76-70-77=223	T-18th
Benedicte Toumpsin	75-79-73=227	T-25th
Whitney Simons	81-81-77=239	T-49th

**2008 - 5th of 12**  
**Tennessee National**  
**April 18-20 • Loudon, Tenn.**  
**300-319-296=915**

Benedicte Toumpsin	72-72-72=216	3rd
Taylor Barrett	76-79-71=226	14th
Camila Mori	78-84-75=237	T-36th
Blythe Worley	77-84-80=241	T-46th
Whitney Simons	75-DQ-78	DQ

**2009 - 9th of 12**  
**Cobblestone Park Golf Club**  
**April 17-19 • Blythewood, S.C.**  
**299-300-298=897**

Bénédicte Toumpsin	72-69-73=213	2nd
Katie Burnett	74-78-74=226	T-32nd
Corrine Carr	73-77-76=226	T-32nd
Taylor Barrett	80-78-75=233	44th
Cayci Ruppe	82-76-84=242	57th

**2010 - 7th of 12**  
**NorthRiver Yacht Club**  
**April 16-18 • Tuscaloosa, Ala.**  
**289-290-288=867**

Katie Burnett	72-70-72=214	15th
Benedicte Toumpsin	68-72-77=217	20th
Corrine Carr	76-75-67=218	T-21st
Amanda Strang	74-74-72=220	T-28th
Taylor Barrett	75-74-78=227	T-44th

**2011 - 5th of 12**  
**Auburn University Club**  
**April 15-17 • Auburn, Ala.**  
**302-304-287=893**

Suzie Lee	73-73-73=219	T-9th
Katie Burnett	75-79-73=227	T-24th
Katie Rose Higgins	77-78-72=227	T-24th
Amanda Strang	83-76-69=228	T-29th
Samantha Swinehart	77-77-75=229	T-32nd

**2012 - 6th of 12**  
**Blessings Golf Club**  
**April 20-22 • Fayetteville, Ark.**  
**315-308-313=936**

Katie Burnett	80-75-75=230	T-12th
Justine Dreher	77-75-78=230	T-12th
Amanda Strang	77-81-77=235	T-26th
Samantha Swinehart	81-77-86=244	T-42nd
Meredith Swanson	81-82-83=246	T-46th

**2013 - 3rd of 14**  
**Greystone Golf Club**  
**April 19-21 • Birmingham, Ala.**  
**306-309-303=918**

Justine Dreher	74-76-76=226	T-3rd
Sarah Schmelzel	76-76-76=228	T-8th
Suzie Lee	78-76-79=233	T-28th
Meredith Swanson	78-81-76=235	T-37th
Mary Fran Hillow	86-83-75=244	63rd

**2014 - 2nd of 14**  
**Greystone Golf Club**  
**April 18-20 • Birmingham, Ala.**  
**301-299-290=890**

Justine Dreher	73-74-71=218	4th
Sarah Schmelzel	74-75-73=222	T-10th
Katelyn Dambaugh	78-73-73=224	T-14th
Suzie Lee	76-77-77=230	T-35th
Samantha Swinehart	80-78-73=231	T-40th

**2015 - 2nd of 14**  
**Greystone Golf Club**  
**April 18-20 • Birmingham, Ala.**  
**301-299-290=890**

Justine Dreher	70-72-70=212	T-4th
Katelyn Dambaugh	73-65-74=212	T-4th
Sarah Schmelzel	77-72-72=221	T-21st
Jia Xin Yang	80-71-70=221	T-21st
Mary Fran Hillow	79-75-72=226	T-39th

**2016 - 5th of 14**  
**Greystone Golf Club**  
**April 15-17 • Birmingham, Ala.**  
**298-301-289=888**

Katelyn Dambaugh	72-71-66=209	2nd
Ainhwa Olarra	69-77-71=217	8th
Sarah Schmelzel	82-77-71=230	T-44th
Jia Xin Yang	76-82-81=239	T-66th
Marion Veyseyre	81-76-86=243	70th

**2017 - T-5th of 14**  
**Greystone Golf Club**  
**April 21-23 • Birmingham, Ala.**  
**286-290-284=860**

Katelyn Dambaugh	68-70-66=204	1st
Ainhwa Olarra	76-73-69=218	T-25th
Ana Pelaez	70-73-77=220	T-30th
Marion Veyseyre	72-74-76=222	T-36th
Jia Xin Yang	77-74-73=224	T-42nd

**2018 - 2nd of 14**  
**Greystone Golf Club**  
**April 18-22 • Birmingham, Ala.**  
**291-291-285=867**

Ainhwa Olarra	70-69-70=209	T-1st
Lois Kaye Go	72-75-71=218	T-9th
Marion Veyseyre	72-76-72=220	T-13th
Anita Uwadia	77-72-73=222	18th
Ana Pelaez	77-75-72=224	T-21st

**Match Play Results**

- #1 South Carolina def. #8 Missouri, 3-0 (Quarterfinals)
- #1 South Carolina def. #4 Georgia, 3-1 (Semifinals)
- #1 South Carolina falls to #3 Arkansas, 3-2 (Finals)

**2019 - 2nd of 14**  
**Greystone Golf Club**  
**April 17-21 • Birmingham, Ala.**  
**287-286-292=863**

Emily Price	71-71-73=215	T-5th
Ana Pelaez	72-72-73=217	T-10th
Marion Veyseyre	74-70-79=223	T-29th
Lois Kaye Go	70-73-72=215	5th
Anita Uwadia	75-75-74=224	T-34th

**Match Play Results**

- #2 South Carolina def. #7 Miss. St., 4-0-1 (Quarterfinals)
- #2 South Carolina def. #4 Auburn, 3-1-1 (Semifinals)
- #2 South Carolina falls to #8 Ole Miss, 3-2 (Finals)



Ainhwa Olarra's victory at the 2018 conference tournament gave Carolina back-to-back SEC Individual Champions



**1980-81 Head Coach: Bobby Foster**

1980-81	Purdue Invitational (Fall).....	317-298=615	.....	1	of 9	
1980-81	Duke Fall Invitational.....	.....	321	.....	2	of 12
1980-81	Lady Tar Heel Invitational (Fall).....	326-302-321=949	.....	4	of 27	
9/22-24	Lady Seminole Invitational.....	313-321-308=942	.....	10	of 17	
10/13-15	Georgia Invitational.....	346-344-325=1015	.....	10	of 22	
3/6-8	Tiger-Tide Invitational.....	337-324-318=979	.....	4	of 13	
3/20-22	Duke Spring Invitational.....	311-322-329=962	.....	2	of 18	
3/26-28	Lady Paladin Invitational.....	306-318-305=929	.....	10	of 23	
4/3-5	Lady Gamecock Invitational.....	306-307-312=925	.....	1	of 5	
4/6-7	Wake Forest-App. St.-S. Carolina.....	326-312=638	.....	1	of 3	
4/13-15	Lady Kat Invitational.....	325-315-319=959	.....	6	of 18	
4/17-18	Marshall Invitational.....	315-320=635	.....	3	of 11	
6/17-20	AIAW Invitational.....	311-331-305-320=1267	.....	16	of 25	

**1981-82 Head Coach: Bobby Foster**

1981-82	Lady Gator Invitational.....	316-316-304=936	.....	10	of 15	
1981-82	Memphis State Invitational (Fall).....	314-311-318=943	.....	7	of 15	
9/18-20	Lady Seminole Invitational.....	.....	961	.....	13	of 17
10/1-2	Dick McGuire Tournament.....	316-318-315=949	.....	14	of 24	
2/28-3/2	Peggy Kirk Bell Invitational.....	.....	Scores Unavailable	.....	NA	
3/8-10	NC State Invitational.....	.....	Scores Unavailable	.....	NA	
3/25-27	Lady Paladin Invitational.....	310-324-314=948	.....	12	of 21	
4/9-22	Lady Gamecock Invitational.....	295-293-309=897	.....	1	of 12	
4/23-25	Duke Spring Invitational.....	319-314-316=949	.....	2		
4/30-5/2	Women's Southern Intercollegiate.....	.....	Scores Unavailable	.....	NA	

**1982-83 Head Coach: Jeff Howell**

1982-83	University of Alabama Tournament.....	308-324=632	.....	6		
2/11-12	Lady Gator Invitational.....	.....	656	.....	14	of 18
1982-83	Peggy Kirk Bell Invitational (Spring).....	.....	990	.....	13	of 17
1982-83	Azalea Invitational (Spring).....	.....	967	.....	3	of 8
1982-83	Duke Spring Invitational.....	.....	1009	.....	11	of 15
4/29-5/1	Women's Southern Invitational.....	.....	1007	.....	16	of 17

**1983-84 Head Coach: Donna Noonan**

9/25-27	Lady Seminole Classic.....	308-318-319=945	.....	12	of 16	
10/7-9	Duke Invitational.....	312-321-306=939	.....	5	of 12	
10/15-17	Lady Kat Invitational.....	316-313=629	.....	4	of 15	
10/21-23	Lady Tar Heel Tournament.....	322-315=637	.....	7	of 19	
11/6-8	Alabama Seascape Tournament.....	340-336-323=999	.....	14	of 18	
11/13-15	Pat Bradley Invitational.....	338-331-336=1005	.....	16	of 17	
2/24-26	Lady Gator Invitational.....	322-331-332=985	.....	16	of 17	
3/9-11	Lady Trojan Invitational.....	336-327-336=999	.....	11	of 18	
3/22-24	Lady Paladin.....	.....	Scores Unavailable	.....	13	of 20
4/6-8	Duke Spring Invitational.....	318-316-312=946	.....	3	of 15	
4/15-17	Fall Creek Falls Cancelled Classic.....	318-344-316=978	.....	8	of 11	
4/27-29	Women's Southern Intercollegiate.....	321-325-315=961	.....	9	of 17	

**1984-85 Head Coach: Donna Noonan**

9/23-25	Lady Seminole Classic.....	307-309-309=925	.....	11	of 17
10/8-9	Lady Tiger Invitational.....	320-319=639	.....	5	of 18
10/15-17	Lady Kat Invitational.....	312-319-322=953	.....	11	of 17
10/26-28	Lady Tar Heel Tournament.....	320-317-310=947	.....	9	of 14
11/3-5	Alabama Seascape Tournament.....	304-319=623	.....	4	of 18
1/25-27	OSU/Guadalajara Invitational.....	309-324-326=959	.....	14	of 16
2/22-24	Lady Gator Invitational.....	321-314-307=942	.....	12	of 15
3/8-10	Hudson Industries Invitational.....	313-311-314=938	.....	10	of 23
3/21-23	Lady Paladin Invitational.....	316-341-320=977	.....	12	of 23
3/29-31	South Carolina Invitational.....	313-304-307=924	.....	1	of 14
4/26-28	Women's Southern Intercollegiate.....	319-319-324=962	.....	13	of 16

**1985-86 Head Coach: Donna Noonan**

9/20-22	Lady Seminole Classic.....	315-299-309=923	.....	9	of 19
10/6-8	Memphis Women's Intercollegiate.....	308-313-310=931	.....	2	of 17
10/25-27	Lady Tar Heel Invitational.....	307-311-302=920	.....	5	of 14
11/1-3	Ford Collegiate Invitational.....	312-316-316=944	.....	6	of 12
1/26-28	OSU/Guadalajara Invitational.....	320-312-295=927	.....	9	of 15
3/9-10	Hudson Industries Invitational.....	312-306-313=931	.....	4	of 21
3/20-22	Lady Paladin Invitational.....	324-329-317=970	.....	9	of 14
3/28-30	South Carolina Invitational.....	308-306-303=917	.....	2	of 13
4/11-13	TPC Invitational.....	297-311-296=904	.....	3	of 7
4/25-27	Women's Southern Intercollegiate.....	320-312-319=951	.....	10	of 16

**1986-87 Head Coach: Donna Noonan**

9/19-21	Ford Collegiate Invitational.....	306-313-301=920	.....	2	of 12	
9/26-28	Lady Seminole Invitational.....	311-305-318=934	.....	4	of 17	
10/5-7	Memphis Women's Intercollegiate.....	302-309-310=921	.....	3	of 15	
10/24-26	Lady Tar Heel Tournament.....	300-322-305=927	.....	6	of 16	
11/17-19	U.S. International Invitational.....	303-309-312=924	.....	5	of 15	
2/27-28	LSU Intercollegiate.....	.....	311-308=619	.....	2	of 15
3/6-8	Hudson Industries Invitational.....	296-316-307=919	.....	1	of 14	
3/27-29	South Carolina Invitational.....	305-304-301=910	.....	2	of 12	
4/17-19	Woodbridge Collegiate.....	291-300-299=890	.....	1	of 10	
4/24-26	Southern Intercollegiate.....	312-309-306=927	.....	2	of 17	
5/27-30	NCAA Championship.....	298-303-304-320=1225	.....	14	of 17	

**1987-88 Head Coach: Linda Mescan**

9/25-27	Lady Seminole Invitational.....	318-320-314=952	.....	7	of 19	
10/4-6	Memphis Women's Intercollegiate.....	.....	955	.....	6	of 16
10/23-25	Lady Tar Heel Invitational.....	328-327-331=986	.....	13	of 18	
11/23-25	UCLA Desert Classic.....	315-305-346=966	.....	14	of 15	
3/4-6	Hudson Industries Invitational.....	310-309-314=933	.....	5	of 14	
3/25-27	South Carolina Invitational.....	318-318-326=962	.....	6	of 15	
4/8-10	Lady Mustang Roundup.....	330-334-362=1026	.....	12	of 12	
4/15-17	Woodbridge Collegiate.....	312-304-327=943	.....	8	of 10	
4/22-24	Women's Southern Intercollegiate.....	314-328-312=954	.....	10	of 16	
5/6-8	Metro Conference Championship.....	315-312-304=931	.....	2	of 4	

**1988-89 Head Coach: Linda Mescan**

9/16-18	Lady Tar Heel Invitational.....	321-335-320=976	.....	11	of 17
9/23-25	Lady Seminole Invitational.....	303-317-318=939	.....	4	of 15
10/2-4	Memphis Women's Invitational.....	314-314-319=947	.....	5	of 17
10/21-23	Lady Lion Invitational.....	317-315-313=945	.....	1	of 10
10/30-11/1	Pat Bradley Championship.....	322-328-317=967	.....	12	of 17
3/3-5	Hudson Industries Invitational.....	328-311-326=965	.....	9	of 18
3/24-26	South Carolina Invitational.....	316-314-319=949	.....	7	of 13
3/31-4/1	Duke Invitational.....	326-325-317=966	.....	11	of 19
4/14-16	Woodbridge Collegiate Invitational.....	331-316-325=972	.....	8	of 9
5/5-7	Metro Conference Championship.....	308-307-304=919	.....	2	of 4

**1989-90 Head Coach: Linda Mescan**

9/18-19	Lady Tar Heel Invitational.....	307-312-307=926	.....	5	of 16
9/22-24	Duke Classic.....	317-314-313=944	.....	2	of 5
10/1-3	Memphis Women's Invitational.....	311-312-303=926	.....	4	of 15
10/27-29	Tiger Tide Invitational.....	318-314-302=929	.....	11	of 20
11/12-14	Pat Bradley Championship.....	337-327-327=991	.....	11	of 18
1/19-20	Guadalajara Intercollegiate.....	316-323-312=951	.....	5	of 15
3/3-5	Hudson Industries Invitational.....	315-318-319=953	.....	2	of 10
3/23-25	South Carolina Invitational.....	313-304-310=927	.....	3	of 14
3/30-10/2	Memphis Women's Invitational.....	321-307-316=944	.....	6	of 15
4/7-8	Furman Invitational.....	327-325-324=972	.....	5	of 11
4/20-22	Woodbridge Invitational.....	314-305-318=937	.....	4	of 10
5/4-6	Metro Conference Championship.....	304-310-304=918	.....	1	of 5

**1990-91 Head Coach: Linda Mescan**

9/7-9	Lady Tar Heel Invitational.....	306-304-300=910	.....	4	of 17
9/21-23	James Madison Invitational.....	305-297-314=916	.....	1	of 10
11/3-5	Tiger Tide Intercollegiate.....	325-322-325=972	.....	13	of 19
3/1-3	Alabama Invitational.....	312-300=612	.....	1	of 8
3/29-31	South Carolina Invitational.....	307-312-308=927	.....	2	of 13
4/6-7	Lady Paladin Tournament.....	316-310-304=930	.....	5	of 9
4/19-21	Woodbridge Invitational.....	318-313-312=943	.....	4	of 9
4/26-28	Metro Conference Championship.....	313-333=646	.....	3	of 5

**1991-92 Head Coach: Kim Erickson**

9/7-9	Lady Tar Heel Invitational.....	311-307-310=928	.....	7	of 18
9/16-17	Lady Kat Invitational.....	306-309-320=935	.....	5	of 8
9/29-10/1	Memphis Intercollegiate.....	314-314-312=940	.....	1	of 14
10/18-20	Lady Paladin Invitational.....	309-302-316=927	.....	5	of 15
3/8-10	Alabama Invitational.....	306-317-308=931	.....	2	of 10
3/27-29	South Carolina Invitational.....	318-305-320=943	.....	5	of 14
4/10-12	Woodbridge Invitational.....	313-306-299=918	.....	7	of 10
4/17-19	Southern Intercollegiate.....	313-306-320=939	.....	4	of 17
5/11-13	SEC Championship.....	304-304-304=912	.....	3	of 10



**1992-93**

**Head Coach: Kim Erickson**

9/11-13	Lady Tar Heel Invitational	315-304-296=915	4 of 17
9/27-29	Memphis Intercollegiate	318-318-332=968	5 of 17
10/9-11	Lady Kat Invitational	320-307-303=930	5 of 18
10/16-18	Lady Paladin Intercollegiate	310-304-314=928	4 of 9
11/13-15	Carolyn Cudone Intercollegiate	326-325-325=976	7 of 15
Arizona Invitational	299-312-307=918	6 of 14	
3/26-28	Lady Gamecock Classic	311-300-299=910	2 of 18
4/16-18	Southern Intercollegiate	336-331-318=985	11 of 19
4/30-5/2	SEC Championship	301-315=616	3 of 11
5/13-15	NCAA East Regional	308-305-307=920	7 of 18
5/26-29	NCAA Championship	309-310-315-304=1238	12 of 17

**1993-94**

**Head Coach: Kim Erickson**

9/10-12	Lady Tar Heel Invitational	312-326-310=948	6 of 18
10/8-10	Lady Kat Invitational	312-309-321=945	6 of 14
10/22-24	Lady Paladin Tournament	316-309-313=938	6 of 14
11/12-14	Carolyn Cudone Intercollegiate	305-311-294=910	1 of 16
2/21-23	Chris Johnson Arizona Invitational	319-309-317=945	15 of 19
3/13-15	Spalding/Peggy Bell Invitational	319-309-308=936	2 of 18
3/25-27	Lady Gamecock Classic	318-306-315=939	8 of 14
4/15-17	Women's Southern Intercollegiate	315-324-319=958	7 of 20
4/29-5/1	SEC Championship	291-292-321=904	5 of 11
5/12-14	NCAA East Regional	326-313-320=959	10 of 19

**1994-95**

**Head Coach: Kristi Coggins**

9/30-10/2	Lady Tar Heel Invitational	312-311-304=927	4 of 15
10/22-23	Lady Paladin Invitational	307-308-308=923	11 of 23
11/4-6	Carolyn Cudone Intercollegiate	295-307-305=907	6 of 12
11/11-13	National Collegiate Tournament	318-310-313=941	3 of 22
2/20-22	Chris Johnson Invitational	317-301-302=920	2 of 19
3/3-5	Lady Gator Invitational	314-304-317=935	5 of 13
3/24-26	Lady Gamecock Classic	303-306-307=916	5 of 15
4/14-16	Liz Murphey Collegiate	313-305-316=934	3 of 15
4/21-23	SEC Championships	310-303-308=921	2 of 11
5/11-13	NCAA East Regional	298-307-306=911	4 of 19
5/24-27	NCAA Championship	299-300-297-308=1204	9 of 18

**1995-96**

**Head Coach: Kristi Coggins**

9/15-17	Rolex NCAA Preview	322-307-305=934	14 of 19
9/28-30	Dick McGuire Invitational	307-307-302=916	5 of 18
10/20-22	Lady Paladin Invitational	311-314-301=926	7 of 23
11/10-12	Golf World Invitational	305-305-318=928	9 of 12
2/26-28	Conquistadores Intercollegiate	319-312-298=929	14 of 21
3/8-10	Fripp Island Intercollegiate	321-340=625	2 of 24
3/22-24	Lady Gamecock Classic	308-302-294=904	3 of 17
4/12-14	Liz Murphey Collegiate Classic	311-307-310=928	9 of 22
4/19-21	SEC Championship	310-300=610	3 of 12
5/9-11	NCAA East Regional	307-303-309=919	5 of 19
5/22-25	NCAA Championship	334-311-329-321=1295	14 of 18

**1996-97**

**Head Coach: Kristi Coggins**

9/19-21	Dick McGuire Invitational	312-321-316=949	14 of 18
10/4-9	Rolex NCAA Preview	329-325-330=984	19 of 21
10/18-20	Lady Paladin Invitational	322-314-309=945	13 of 21
2/9-11	Miami Preview Classic	303-313-320=936	1 of 17
3/1-2	Lady Gator Invitational	306-299-315=920	5 of 15
3/7-9	Fripp Island Invitational	310-316-316=942	5 of 17
3/22-24	Lady Gamecock Classic	315-308-310=933	11 of 19
4/11-13	Liz Murphey Collegiate Classic	320-310-315=945	8 of 19
4/18-20	SEC Championship	317-294-299=910	4 of 12
5/8-10	NCAA East Regional	320-333-317=970	13 of 18

**1997-98**

**Head Coach: Kristi Coggins**

9/12-14	Lady Seminole Invitational	332-315-314=961	12 of 14
9/26-28	Mercedes-Benz Intercollegiate	335-325-324=984	17 of 18
10/17-19	Lady Paladin Invitational	324-320-326=970	14 of 21
2/27-3/1	Lady Gator Invitational	309-307-307=923	13 of 19
3/6-8	Fripp Island Invitational	316-315-312=943	3 of 18
3/20-22	Lady Gamecock Classic	310-315-315=940	5 of 12
3/27-29	Bryan Cup Invitational	314-314-320=948	11 of 15
4/10-12	Liz Murphey Collegiate Classic	331-318-319=968	13 of 17
4/17-19	SEC Championship	318-312-303=933	8 of 12

**1998-99**

**Head Coach: Kristi Coggins**

9/18-20	Lady Seminole Invitational	296-302-293=891	5 of 21
9/25-27	Lady Tar Heel Invitational	303-300-299=902	3 of 17
10/16-18	Mercedes-Benz Intercollegiate	323-306-315=944	13 of 17
10/23-25	Lady Paladin Invitational	314-307-300=921	4 of 18
2/26-27	Lady Gator Invitational	311-304=615	3 of 19
3/12-13	Casa De Campo Invitational	317-312-309=938	1 of 13
3/19-21	Lady Gamecock Classic	300-296=596	2 of 16
4/2-4	Liz Murphey Intercollegiate	313-315-310=938	10 of 18
4/16-18	SEC Championship	318-314-320=952	10 of 12
5/6-8	NCAA East Regional	299-302-307=908	7 of 19
5/19-22	NCAA Championship	313-313-315=941	14 of 19

**1999-2000**

**Head Coach: Kristi Coggins**

9/12-15	NCAA Preview	322-309-298=929	13 of 20
10/8-10	Lady Tar Heel Invitational	313-315-302=930	4 of 15
10/15-17	Mercedes-Benz Invitational	300-300-311=911	4 of 18
10/29-31	Lady Paladin Invitational	311-304-302=917	5 of 24
2/7-9	SMU/OSU Regional Challenge	314-308-316=938	17 of 18
2/25-27	Lady Gator Invitational	313-296-302=919	2 of 15
3/17-19	Lady Gamecock Classic	317-320-300=937	3 of 11
3/31-4/2	Liz Murphey Collegiate	310-302-310=922	6 of 17
4/21-23	SEC Championship	314-326-319=959	9 of 12
5/11-13	NCAA East Regional	306-314-314=934	18 of 24

**2000-01**

**Head Coach: Kristi Coggins**

9/29-10/1	ACC/SEC Shootout	316-305-309=930	4 of 12
10/6-8	Lady Tar Heel Invitational	308-317-321=946	9 of 17
10/20-22	Lady Paladin Invitational	296-296-292=884	2 of 22
2/12-14	TRW Regional Challenge	313-319-307=939	13 of 18
2/23-25	Lady Gator Invitational	309-304-302=915	10 of 17
3/16-18	Lady Gamecock Classic	309-311-316=936	5 of 11
3/30-4/1	Liz Murphey Classic	321-320-320=961	12 of 18
4/6-8	Bryan National Collegiate	303-313-308=924	12 of 18
4/20-22	SEC Championship	295-290-302=887	3 of 12
5/10-12	NCAA East Regional	305-293-306=904	6 of 21
5/22-25	NCAA Championship	308-323-311-312=1254	24 of 24

**2001-02**

**Head Coach: Kristi Coggins**

9/29-10/1	ACC/SEC Shootout	299-302-306=907	4 of 11
10/12-14	Mercedes-Benz Championship	318-310-334=962	13 of 14
10/26-28	Lady Paladin Invitational	325-310-304=939	14 of 21
2/22-24	Lady Gator Invitational	316-305-309=930	2 of 15
3/4-6	Spartan Invitational	302-309-302=913	10 of 16
3/15-17	Lady Gamecock Classic	295-300-300=895	3 of 15
3/22-24	Liz Murphey Collegiate Classic	305-299-298=902	4 of 18
4/5-7	LSU/Cleveland Classic	303-306-302=911	3 of 13
4/19-21	SEC Championship	289-282-290=861	1 of 12
5/9-11	NCAA East Regional	298-293-298=889	6 of 21
5/21-24	NCAA Championship	298-298-308-313=1217	23 of 24

**2002-03**

**Head Coach: Kristi Coggins**

9/15-17	NCAA Fall Preview	312-318-301=931	15 of 18
10/4-6	Tar Heel Invitational	300-299-303=902	8 of 15
10/25-27	Lady Paladin Invitational	300-291-291=884	2 of 16
11/1-3	Auburn Tiger Derby Invitational	299-300-301=900	8 of 13
2/28-3/1	Lady Puerto Rico Classic	303-302-303=908	7 of 15
3/14	Lady Gamecock Classic	302	4 of 15
3/28-30	Bryan National Tournament	294-307=601	6 of 18
4/4-6	Liz Murphey Classic	295-305-306=906	10 of 17
4/18-20	SEC Championship	295-308-311=914	4 of 12
5/8-10	NCAA East Regional	303-287-294=884	7 of 21
5/20-23	NCAA Championship	318-318-309-303=1248	17 of 24

**2003-04**

**Head Coach: Kristi Coggins**

9/9-11	TOPY Cup of Japan	307-301-317=925	3 of 5
9/26-28	Mason Rudolph Championships	305-303-304=912	11 of 17
10/19-21	Mercedes Benz Collegiate Champs	304-307-315=926	12 of 16
2/9-11	Northrop Grumman Challenge	302-333-317=952	15 of 15
3/5-7	LSU/Cleveland Classic	305-321-302=928	7 of 17
3/12-14	Lady Gamecock Classic	298-309-307=914	2 of 11
3/26-28	Liz Murphey Collegiate Classic	311-312-293=916	11 of 18
4/2-4	Bryan National Collegiate	310-300-318=928	14 of 18
4/16-18	SEC Championship	303-300-296=899	7 of 12
5/6-8	NCAA East Regional	316-320-314=950	15 of 21

**2004-05..... Head Coach: Kristi Coggins**

9/20-22	NCAA Fall Preview	303-302-298=903	17 of 21
10/1-3	Mason Rudolph Championship	312-310-302=924	17 of 18
10/8-10	Franklin Street Partners Invitational	315-313-305=933	7 of 9
10/29-31	ACC/SEC Challenge	297-299-300=895	7 of 16
3/4-6	Sun Trust Lady Gator Invitational	309-310-310=929	9 of 18
3/11-13	Lady Gamecock Classic	313-315-319=947	4 of 12
3/25-27	Liz Murphey Collegiate Classic	313-310-322=945	14 of 18
4/1-3	Bryan National Collegiate	310-321-329=950	15 of 17
4/15-17	SEC Championship	313-301-300=914	7 of 12
5/5-7	NCAA East Regional	293-307-303=903	9 of 21

**2005-06**

**Head Coach: Kristi Coggins**

9/26-28	Branch Law Firm/Dick McGuire Inter	300-312-294=906	9 of 18
10/7-9	Lady Tar Heel Invitational	325-303-293=921	9 of 18
10/28-30	ACC/SEC Challenge	297-290-316=903	1 of 7
11/4-6	The Derby Invitational	301-310-298=909	7 of 17
2/24-26	Lady Puerto Rico Classic	306-312-304=922	11 of 16
3/10-12	Lady Gamecock Classic	314-297-303=914	8 of 11
3/24-26	Liz Murphey Collegiate Classic	317-309-301=927	6 of 18
3/31-4/2	Bryan National Collegiate	309-295-301=905	7 of 17
4/14-16	SEC Championship	310-293-300=903	8 of 12
5/11-13	NCAA East Regional	296-297-304=897	13 of 21



**2006-07**

**Head Coach: Kristi Coggins**

9/11-12	Branch Law Firm/Dick McGuire Inter.....	295-288-307=890	5	of 17
10/6-8	Lady Tar Heel Invitational.....	309-323-304=936	15	of 17
10/28-29	The Derby Invitational.....	311-299=610	5	of 17
11/3-5	NGCA Match Play Champ. .. L, Duke 5-0; L, Florida 2-2-1.....			
2/23-25	Lady Puerto Rico Classic.....	294-295-303=892	5	of 16
3/9-11	"Mo" Morial Invitational.....	319-312-322=953	7	of 16
3/16-18	LSU Cleveland Classic.....	310-297-300=907	9	of 21
3/23-25	Liz Murphey Collegiate Classic.....	302-300-307=909	9	of 18
4/6-8	Bryan National Collegiate.....	297-310-310=917	8	of 18
4/20-22	SEC Championship.....	295-289-303=887	4	of 12
5/10-12	NCAA East Regional.....	290-289-295=874	9	of 21

**2007-08 Head Coach: Kristi Coggins/Kalen Anderson\***

9/9-11	Cougar Classic.....	291-298-300=889	6	of 20
9/14-16	Mason Rudolph Championship.....	294-311-300=905	14	of 17
10/5-7	Lady Tar Heel Invitational.....	311-296-295=902	13	of 18
10/26-28	UA-Ann Rhoades Intercollegiate.....	300-308-297=905	7	of 18
11/4-5	NGCA Match Play Champ. L, Auburn 4-0-1; L, N. Mex. 3-2			
2/24-26*	Lady Puerto Rico Classic.....	299-295-296=890	7	of 18
3/14-16	LSU Cleveland Classic.....	306-306-302=914	10	of 17
3/21-23	Liz Murphey Collegiate Classic.....	316-319-307=942	13	of 18
3/28-30	Bryan National Collegiate.....	321-338-321=980	7	of 18
4/18-20	SEC Championship.....	300-319-296=915	5	of 12
5/8-10	NCAA East Regional.....	291-303-305=899	6	of 21
5/20-23	NCAA Championship.....	306-316-310-303=1235	22	of 24

\* Kalen Anderson took over as head coach in February 2008

**2008-09**

**Head Coach: Kalen Anderson**

9/14-16	Cougar Classic.....	290-296-296=882	6	of 22
10/3-5	Lady Tar Heel Invitational.....	310-307-309=926	13	of 18
10/10-12	Mercedes-Benz Collegiate.....	297-313-302=912	15	of 18
10/24-26	The Derby Invitational.....	310-304-306=920	T-8	of 17
2/16-17	Central District Invitational.....	309-319-308=936	11	of 15
3/13-15	LSU Golf Classic.....	292-305-287=884	T-10	of 18
3/20-22	Betsy Rawls Longhorn Invitational.....	310-311-308=929	T-12	of 18
4/3-5	Bryan National Collegiate.....	311-301-295=907	6	of 18
4/17-19	SEC Championship.....	299-300-298=897	9	of 12
5/7-9	NCAA East Regional.....	308-290-299=897	12	of 21

**2009-10**

**Head Coach: Kalen Anderson**

9/6	NGCA Match Play Qualifying.....	292-294=586	2	of 16
9/7-8	NGCA Match Play - vs. Virginia.....		L, 2	-1-2
	NGCA Match Play - vs. Alabama.....		L, 3	-1-1
	NGCA Match Play - vs. Chattanooga.....		W, 3	-2
9/25-27	Mason Rudolph Championship.....	300-296=596	17	of 17
10/9-11	Tar Heel Invitational.....	295-296-302=893	13	of 18
10/16-18	Mercedes-Benz Collegiate.....	302-290-297=889	3	of 18
2/22-23	Central District Invitational.....	301-309-305=915	11	of 15
3/1-2	Kinderlou Challenge.....	304-308-307=919	11	of 18
3/26-28	Liz Murphey Collegiate Classic.....	324-309-299=932	T-11	of 23
4/2-4	Bryan National Collegiate.....	294-302-297=893	9	of 18
4/16-18	SEC Championship.....	289-290-288=867	7	of 12
4/24	ECU/Duke Tri-Match.....	295-293=588	2	of 3
5/6-8	NCAA East Regional.....	283-291-290=864	1	of 24
5/18-21	NCAA Championship.....	300-297-293-296=1186	T-14	of 24

**2010-11**

**Head Coach: Kalen Anderson**

9/12-14	Cougar Classic.....	291-288-294=873	4	of 21
10/8-10	Tar Heel Invitational.....	291-297-290=878	T-11	of 18
10/22-24	The Landfall Tradition.....	299-307-313=919	T-11	of 18
11/5-7	Pac-10/SEC Challenge.....	299-303-310=912	T-15	of 21
2/13-15	UCF Challenge.....	294-284-304=882	T-5	of 17
3/11-13	LSU Tiger Golf Classic.....	319-307-308=934	14	of 21
3/25-27	Bryan National Collegiate.....	305-305-319=929	T-9	of 17
4/1-3	Liz Murphey Classic.....	296-313-285=894	18	of 23
4/15-17	SEC Championship.....	302-304-287=893	5	of 12
5/5-7	NCAA West Regional.....	303-299-300=902	6	of 24
5/18-21	NCAA Championship.....	302-315-298-296=1211	18	of 24

**2011-12**

**Head Coach: Kalen Anderson**

9/11-13	Cougar Classic.....	307-283-279=869	10	of 22
10/7-9	Tar Heel Invitational.....	289-299-294=882	11	of 18
10/21-23	SEC/Pac 12 Challenge.....	310-305-293=908	17	of 23
10/28-30	The Landfall Tradition.....	307-314-301=922	4	of 18
2/12-14	UCF Challenge.....	290-299-300=889	7	of 18
3/2-4	Darius Rucker Intercollegiate.....	303-301=604	8	of 15
3/30-4/1	Liz Murphy Collegiate Classic.....	285-292-298=875	5	of 18
4/6-8	Bryan National Collegiate.....	292-300-302=894	6	of 17
4/20-22	SEC Championship.....	315-308-313=936	6	of 12
5/10-12	NCAA East Regional.....	288-294-291=873	1	of 24
5/22-25	NCAA Championship.....	302-281-300-293=1176	5	of 24

**2012-13**

**Head Coach: Kalen Anderson**

9/9-11	Cougar Classic.....	306-299-294=899	16	of 24
10/5-7	NCAA Fall Preview.....	305-297-309=911	18	of 18
10/12-14	Tar Heel Invitational.....	298-301-311=910	T-12	of 18
10/26-28	The Landfall Tradition.....	304	13	of 17
2/10-12	UCF Challenge.....	284-306-293=883	7	of 18
3/8-10	Darius Rucker Intercollegiate.....	314-305-302=921	11	of 15
3/29-31	Bryan National Collegiate.....	296-301-296=893	8	of 17
4/12-14	Ping ASU Invitational.....	291-299-296=886	13	of 17
4/19-21	SEC Championship.....	306-309-303=918	3	of 14
5/9-11	NCAA West Regional.....	296-285-293=874	4	of 24
5/21-24	NCAA Championship.....	304-305-292-310=1211	20	of 24

**2013-14**

**Head Coach: Kalen Anderson**

9/8-10	Cougar Classic.....	285-298-289=872	6	of 20
9/20-22	Mercedes-Benz Coll. Champ. ....	279-292=571	2	of 17
10/11-13	Tar Heel Invitational.....	299-291-288=878	T-5	of 18
10/25-27	The Landfall Tradition.....	300-299-305=904	4	of 18
2/14-16	Florida State Match-Up.....	293-293-285=871	1	of 11
3/7-9	Darius Rucker Intercollegiate.....	294-296-296=886	5	of 17
3/28-30	Bryan National Collegiate.....	302-293-308=903	2	of 18
4/4-6	Ping ASU Invitational.....	288-280-285=853	1	of 15
4/18-20	SEC Championship.....	301-299-290=890	2	of 14
5/8-10	NCAA East Regional.....	291-283-280=854	2	of 24
5/20-23	NCAA Championship.....	301-299-283-281=1164	13	of 24

**2014-15**

**Head Coach: Kalen Anderson**

9/28-30	ANNIKA Intercollegiate.....	282-290-282=854	1	of 12
10/10-12	Tar Heel Invitational.....	287-288-289=864	2	of 18
10/17-19	Mercedes-Benz Coll. Champ. ....	295-289-281=865	1	of 16
10/24-26	The Landfall Tradition.....	293-287-291=871	T-3	of 18
2/13-15	Florida State Match-Up.....	292-299-293=884	4	of 12
3/6-8	Darius Rucker Intercollegiate.....	299-293-298=890	T-5	of 17
3/27	Liz Murphy Collegiate Classic (Stroke).....	308	2	of 12
3/28-29	Liz Murphy Collegiate Classic Match Play vs. Georgia.....		L, 2	-3
	Liz Murphy Collegiate Classic Match Play vs. Arkansas.....		W, 3	-5
	Liz Murphy Collegiate Classic Match Play vs. Baylor.....		L, 2	-3
4/10-12	PING ASU Invitational.....	288-284-298=870	T-4	of 15
4/17-19	SEC Championship.....	299-280-284=863	2	of 14
5/7-9	NCAA East Regional.....	295-286-296=877	1	of 18
5/22-25	NCAA Championship.....	308-322-302=932	17	of 24

**2015-16**

**Head Coach: Kalen Anderson**

9/18-20	Mason Rudolph Championship.....	302-291-295=888	T-12	of 17
9/27-29	ANNIKA Intercollegiate.....	286-293-293=872	9	of 12
10/9-11	Ruth's Chris Tar Heel Invitational.....	299-310-295=904	11	of 18
10/23-25	The Landfall Tradition.....	301-304-283=888	9	of 18
2/12-14	Florida State Match-Up.....	297-285-293=875	2	of 12
3/4-6	Darius Rucker Intercollegiate.....	303-291-293=887	T-8	of 17
3/14-15	Wildcat Invitational.....	297-290-300=887	7	of 15
4/1-3	Bryan National Collegiate.....	297-299-298=894	2	of 15
4/15-17	SEC Championship.....	298-301-289=888	5	of 14
5/5-7	NCAA Baton Rouge Regional.....	290-277-290=857	T-1	of 18
5/20-25	NCAA Championship.....	293-289-290-290=1162	5	of 24

Match Play..... L, 3-2 in quarterfinal round



South Carolina head coach Kalen Anderson led the Gamecocks to eight-straight NCAA Championship appearances from 2010-17.



**2016-17**

**Head Coach: Kalen Anderson**

9/25-27	ANNIKA Intercollegiate .....	274-290-285=849 .....	6 of 12
10/2-4	Cougar Classic .....	288-286-295=869 .....	T-7 of 21
10/14-16	Ruth's Chris Tar Heel Invitational .....	292-291-290=873 .....	T-5 of 18
10/28-30	The Landfall Tradition .....	297-282-280=859 .....	1 of 18
2/10-12	Florida State Match-Up .....	278-283-286=847 .....	2 of 12
3/3-5	Darius Rucker Intercollegiate.....	289-291-296=876 .....	4 of 17
3/31-4/2	Bryan National Collegiate.....	293-289-299=881 .....	
4/7-9	Liz Murphy Collegiate Classic (Stroke).....	313 (+25) .....	10 of 12
	Liz Murphy Collegiate Classic Match Play vs. ODU.....	W, 4-1 .....	
	Liz Murphy Collegiate Classic Match Play vs. Troy.....	W, 3-2 .....	
	Liz Murphy Collegiate Classic Match Play vs. Purdue.....	T, 2.5-2.5 .....	
4/21-23	SEC Championship .....	286-290-284=860 .....	T-5 of 14
5/8-10	NCAA Columbus Regional .....	309-389-288=886 .....	T-1 of 18
5/19-24	NCAA Championship.....	313-300-310=923 .....	10 of 24

**2017-18**

**Head Coach: Kalen Anderson**

9/15-17	Mason Rudolph Championship .....	289-284-280=853 .....	6 of 15
10/1-3	ANNIKA Intercollegiate .....	291-288-296=875 .....	6 of 12
10/13-15	Ruth's Chris Tar Heel Invitational .....	284-281-281=846 .....	3 of 18
10/27-28	The Landfall Tradition .....	285-292=577 .....	4 of 18
2/9-10	Florida State Match-Up .....	273-288-287=848 .....	1 of 12
3/2-4	Darius Rucker Intercollegiate.....	298-300-301=899 .....	9 of 18
3/18-20	Evans Derby Experience .....	286-290-290=866 .....	T-6 of 12
4/6-7	Bryan National Collegiate.....	296-298-304=898 .....	5 of 17
4/18-20	SEC Championship (Stroke Play) .....	291-291-285=867 .....	1 of 14
4/21	SEC Match Play Quarterfinals.....	Def. #8 seed Mizzo, 3-0 .....	
4/21	SEC Match Play Semifinals.....	Def. #4 seed Georgia, 3-1 .....	
4/22	SEC Match Play Finals.....	Lost to #3 seed Arkansas, 3-2 .....	
5/8-10	NCAA San Francisco Regional.....	296-289-288=873 .....	10 of 18

**2018-19**

**Head Coach: Kalen Anderson**

9/17-19	ANNIKA Intercollegiate .....	297-281-291=869 .....	T7 of 12
10/1-2	Windy City Invitational .....	294-305-297=896 .....	T9 of 14
10/12-14	Ruth's Chris Tar Heel Invitational .....	290-288-288=866 .....	4th of 18
10/26-28	The Landfall Tradition .....	302-289-290=881 .....	2nd of 18
2/17-19	Allstate Sugar Bowl.....	294-294-300=888 .....	T4 of 18
3/8-10	Darius Rucker Intercollegiate.....	282-298-286=867 .....	T2 of 17
3/23-25	Evans Derby Experience .....	296-302-295=893 .....	T8 of 14
4/11	Liz Murphey Collegiate Classic (Stroke).....	295 .....	3 of 12
4/12	Liz Match Play Quarterfinals.....	Def. #6 seed Ole Miss, 4-1-0 .....	
4/12	Liz Match Play Semifinals.....	Def. #7 seed Georgia, 3-2-0 .....	
4/13	Liz Match Play Finals.....	Def. #1 seed Augusta, 2-1-2 .....	
4/17-19	SEC Championship (Stroke Play) .....	287-286-292=863 .....	2 of 14
4/20	SEC Match Play Quarterfinals.....	Def. #7 seed MSU, 4-0-1 .....	
4/20	SEC Match Play Semifinals.....	Def. #6 seed Auburn, 3-1-1 .....	
4/21	SEC Match Play Finals.....	Lost to #8 seed Ole Miss, 3-2 .....	
5/6-8	NCAA Cle Elum Regional .....	298-296-287=881 .....	10 of 18



*Emily Price was the first Gamecock to ever win the SEC Freshman of the Year honor in 2019.*



**AUGUSTA NATIONAL**  
WOMEN'S AMATEUR

**Beginning in 2019, the event was established to inspire greater interest in the women's game by creating a new pathway for players to fulfill their dreams.**

**Gamecock Participants:**

- Ainhoa Olarra - 2019
- Kalen Anderson - 2019 (Caddy)


AUGUSTA, Ga. – After warming the hearts of thousands in the sudden-death play-off hole on Thursday, former South Carolina women's golf standout Ainhoa Olarra joined 29 other golfers as the first women to play in a competitive golf tournament at Augusta National Golf Club. Olarra, a 2018 graduate, finished in a tie for 12th. Caddied by South Carolina head coach Kalen Anderson, Olarra returned to competition after an eight-month hiatus, during which she has been working as an auditor with Deloitte in Madrid, Spain. The 24-year-old, the oldest golfer in the field, finished the monumental round 1-under and carded four birdies. Her birdie at the par-4 17th helped seal her 71, the same hole that Jack Nicklaus famously birdied in his final Masters in 1986.

"Let me tell you, it was really incredible to watch her wedging, her touch around the greens and her putting," said Anderson. "There's some rustiness in some areas, but it amazed me."

On Thursday, Olarra and 10 other golfers were forced into a sudden-death playoff to cut the field to 30 golfers. Olarra and one other golfer bogeyed the first playoff hole, forcing a second hole between them. Then, also on the 17th, Olarra sank a 25-foot putt to clinch the right to play at Augusta National. The putt sent the golf world into a frenzy, was featured on ESPN SportsCenter's Top 10 and was viewed over 100-thousand times on social media.

During the first two rounds played at Champions Retreat in Augusta, Ga., Olarra made a move during the second round after a 3-over 75 in the opening round. She responded by posting four birdies on the front nine and eight pars down the stretch to card an even 72 and make the sudden-death playoff.





## Katie Burnett

**2010 - Hon. Mention (Golfweek, NGCA) • 2012 - Second Team (Golfweek, NGCA)**

Katie Burnett put together a stellar career that saw her win the 2010 NCAA East Regional, post the best NCAA Championship finish in school history (fifth place) and at the time ended her time at Carolina as the career scoring average leader at South Carolina (74.18). Burnett led the Gamecocks to a team title at the NCAA East Regional in Greenville, N.C., the first regional team title in program history and the first team victory of any kind in five years. In her sophomore season, she amassed a pair of top-five finishes, three top-10s and nine top-20 showings. As a senior, she guided the Gamecocks to a second NCAA East Regional title in three years and a fifth-place showing at the NCAA Championship, which was the best finish in school history at the national championship.


## Katelyn Dambaugh

**2015 - Honorable Mention (Golfweek)**

**2016 - First Team (WGCA, Golfweek)**

**2017 - First Team (Golfweek) • Second Team (WGCA)**

Katelyn Dambaugh closed her historic career at Carolina with the most All-America selections in school history. Dambaugh, the program's current second-best all-time leader in career stroke average (72.67), ended her time as a Gamecock with the school's second-most top five finishes (15) and the third-most top-10 showings (21). After a junior campaign highlighted by the program's second lowest single-season scoring average (71.62) and medalist honors at the 2016 NCAA Baton Rouge Regional, the Goose Creek, S.C., native remained among the nation's elite as senior. Her 71.68 stroke average in her final season ranked 12th in Division I, and Dambaugh continued to rewrite the record book after firing the lowest 18 (64) and 54-hole scores (204) in school history. She capped her decorated collegiate career with a memorable showing at the 2017 SEC Championship when the Gamecock standout captured medalist honors with, as of 2019, the lowest three-round total (204) in tournament history.



## Justine Dreher

**2014 - Honorable Mention (WGCA, Golfweek)**

**2015 - First Team (WGCA, Golfweek)**

Justine Dreher was a cornerstone of Kalen Anderson's developing program both on and off the course. After improving each season, she graduated with the second-lowest career scoring average (74.12) in program history. Dreher played a key role in the Gamecocks' postseason success, posting five of her nine career top-five results in 12 postseason appearances. After kicking off her senior season with a win at the inaugural ANNIIKA Intercollegiate, Dreher collected six top-five results and posted the then lowest single-season scoring average in South Carolina history (72.53). A fourth place result propelled the Gamecocks to their second-straight SEC Championship runner-up finish. The French native was a key part of two NCAA East Regional titles, four-straight NCAA Tournament appearances and a pair of SEC Championship runner-up results. Dreher closed out her career with back-to-back First Team All-SEC recognitions and 2015 SEC Scholar Athlete of the Year honors, and she was just the third Gamecock to earn First-Team All-America honors.

## Siew Ai Lim

**1994 - Second Team (NGCA) • 1995 - First Team (NGCA)**

Siew Ai Lim completed her career in 1995 as the only Gamecock women's golfer to compete in the NCAA Championship four times. She has the best record of any South Carolina player at the national championship, posting three top-20 efforts - including a tie for sixth place in 1996 and a tie for ninth in 1995 - in her four appearances. She propelled the Gamecocks to the 1995 NCAA Championship by winning the NCAA East Regional - the first NCAA Regional title for Gamecock women's golf - and helped the team to its best-ever NCAA finish, a tie for ninth. Named the 1995 SEC Player of the Year, her regional title was one of two individual medalist honors claimed by the Kuala Lumpur, Malaysia, native; the other being a win at the 1994 Carolyn Cudone Intercollegiate.





## Kristy McPherson

**2001, 2002, 2003 - First Team (NGCA)**

The most decorated golfer in South Carolina history, Kristy McPherson remains one of only two players in Southeastern Conference history to win back-to-back SEC Women's Golf Championship titles, claiming medalist honors in 2001 and 2002. The second year, her 7-under-par 209 helped lead the Gamecocks to its first team SEC Championship, defeating Auburn by three strokes. She led the Gamecocks to the NCAA Championship each year from 2001 to 2003 and was the team's top finisher each time. McPherson is the all-time leader in individual victories at South Carolina, winning six tournaments in her four years. A four-time All-SEC selection and the 2003 SEC Player of the Year, McPherson left USC with the all-time lead in scoring average at 74.42; she currently ranks sixth all-time.



## Ainhoa Olarra

**2017 - Honorable Mention (WGCA, Golfweek)  
2018 - 2nd Team (WGCA, Golfweek)**

Ainhoa Olarra, a four-time All-American, set a single-season program record with a 71.00 stroke average during her senior campaign. Her scoring mark ranked ninth in NCAA Division I during her final season, and she added five top-5 finishes to end her career with six, the ninth-most in program history. Olarra wrapped up her career with a 73.44 scoring average, the third-best in program history. Captured the individual titles at the 2018 SEC Championship and the Florida State Match-Up, becoming the third player in school history to notch two or more victories in one season. The San Sebastian, Spain, native defeated Maria Fassi in a play-off to garner the individual crown at the SEC Championship after both golfers finished at 7-under, 209. She owns the second-best 54-hole tournament total at 205 at the 2017 Tar Heel Invitational.

## Ana Pelaez

**2017 - Honorable Mention (Golfweek)**

Ana Pelaez boasted the finest freshman campaign in program history, posting the lowest stroke average (73.12) by a Gamecock newcomer. Pelaez, the first freshman golfer in school history to collect All-America accolades, tallied four top-15 finishes in the spring season in a stretch highlighted by medalist honors at the 2017 NCAA Columbus Regional. The Malaga, Spain, native's other top-five showing on the year came at the 2017 FSU Match-Up, where she set a school freshman 54-hole record (208, -8) en route to runner-up honors. Pelaez, a two-time SEC Freshman Golfer of the Week, ranked third among Gamecocks in top-10 finishes (3) and rounds of par or better (12). Pelaez tied for 31st in her collegiate debut at the 2016 Tar Heel Invitational and finished just outside the top-10 (T11) at the 2016 Landfall Tradition. She competed in nine of the team's 11 tournaments, and her 73.12 stroke average stands as the 10th-lowest single-season mark in program history.



## Sarah Schmelzel

**2016 - Honorable Mention (Golfweek)**

Sarah Schmelzel collected three top-10 finishes in her final season at South Carolina, including her first career medalist honors at the 2016 Bryan National Collegiate. The Phoenix, Ariz., native's 73.21 stroke average stands as the eighth-lowest single-season mark in school history, and she finished her collegiate career with the fourth-best career scoring average (74.25). Schmelzel saved her best for last, as she shot par or better in five of her final six rounds of the season. She ranked second on the team with 15 rounds of par or better, and she was one of two Gamecocks to total multiple top-five finishes.



## Samantha Swinehart

**2014 - Second Team (WGCA); Honorable Mention (Golfweek)**

Samantha Swinehart wrapped up her career with an incredible senior season that helped propel the Gamecocks to their fifth consecutive NCAA Championship. Swinehart poseted a scoring average of 73.12 in 2014, which ranks second all time at for a single season South Carolina. She also earned Second Team All-SEC honors and was named to the WGCA East All-Region Team. During her time as a Gamecock she recorded 13 top-20 finishes including two in the top-five, both of which came during her senior campaign. Swinehart's career scoirng avergae of 75.70 ties for fifth best in school history.



## Benedicte Toumpsin

**2008 - Third Team (Golfweek); Honorable Mention (NGCA)**

Benedicte Toumpsin was named an All-American following a stellar sophomore campaign in 2008 when she captured medalist honors at the NCAA East Regional, propelling South Carolina into the NCAA Championship for the first time in five seasons. Also a two-time All-SEC selection, Toumpsin won at least a share of medalist honors twice in her career - the 2008 regional and the 2009 LSU Golf Classic. She finished her career with an NCAA Championship appearance in 2010, helping the team to a tie for 14th place

## Lois Kaye Go

**2018 - Honorable Mention (Golfweek)**

**2019 - Honorable Mention (WGCA), Honorable Mention (Golfweek)**

Lois Kaye Go became just the seventh Gamecock to garner All-America honors in multiple seasons. After her junior campaign, Go holds the career scoring average record at 72.63, and has five top-5 career finishes, including four during the 2018-19 season. Go's 72.45 scoring average in 2017-18 is the fourth-best in program history only behind Katelyn Dambaugh and Ainhoa Olarra. Go's most recent All-SEC team in 2019 was also her first First-Team honor. She was also named the SEC Scholar Athlete of the Year in 2019.



## Emily Price

**2019 - Third Team (Golfweek), Honorable Mention (WGCA)**

Emily Price was the first Gamecock to be named to multiple All-America teams in her freshman season. The European made an immediate impact on the golf course, ending the season with the lowest freshman scoring average in program history with a team-best 72.81. The same mark is the seventh-best scoring average in program history. Her performance throughout the season earned her a Second Team All-SEC honor and was named the SEC Freshman of the Year, the first in program history. In her postseason debut, Price finished in fifth place at the 2019 SEC Championships, the best finish by a freshman in program history.





**ALL-METRO CONFERENCE**

**Debbie Eckroth**

1989 - First Team  
1990 - First Team

**Aileen Robertson**

1990 - First Team

**Vikki Valentine**

1990 - First Team

**COACH OF THE YEAR**

**Kristi Coggins**  
1999

**Kalen Anderson**  
2015

**PLAYER OF THE YEAR**

**Siew Ai Lim**  
1995

**Kristy McPherson**  
2003

**SCHOLAR-ATHLETE OF THE YEAR**

**Whitney Simons**  
2006

**Justine Dreher**  
2015

**Lois Kaye Go**  
2019

**ALL-SEC**

**Libby Bagwell**  
1994 - Second Team

**Rachel Bates**  
1993 - First Team

**Katie Burnett**  
2010 - Second Team  
2012 - Second Team

**Clarissa Childs**  
1993 - Second Team  
1994 - First Team  
1995 - First Team  
1996 - Second Team

**Katelyn Dambaugh**  
2014 - Second Team  
2015 - Second Team  
2016 - First Team  
2017 - First Team

**Justine Dreher**  
2014 - First Team  
2015 - First Team

**Adrienne Gautreaux**  
2002 - Second Team  
2004 - First Team

**Libby Howard**  
1996 - Second Team

**Siew Ai Lim**  
1993 - Second Team  
1994 - First Team  
1995 - First Team  
1996 - First Team

**Emma Lofgren**  
1999 - Second Team

**Lois Kaye Go**  
2018 - Second Team  
2019 - First Team

**Kristy McPherson**  
2000 - Second Team  
2001 - First Team  
2002 - First Team  
2003 - First Team

**Ainhoa Olarra**  
2017 - Second Team  
2018 - First Team

**Jenna Pearson**  
2007 - Second Team

**Ana Pelaez**  
2017 - Second Team

**Emily Price**  
2019 - Second Team

**Samantha Swinehart**  
2014 - Second Team

**Benedicte Toumpsin**  
2008 - First Team  
2009 - Second Team

**ALL-FRESHMAN TEAM**

**Katelyn Dambaugh**  
2014

**Sarah Schmelzel**  
2013

**Justine Dreher**  
2012

**Suzie Lee**  
2011

**Ana Pelaez**  
2017

**Emily Price**  
2019

**Amanda Strang**  
2011

**Samantha Swinehart**  
2011

**SEC PLAYERS OF THE WEEK**

**Katelyn Dambaugh**  
Feb. 19, 2014 (Fr. of the Week)  
April 9, 2014 (Fr. of the Week)  
April 14, 2015  
March 16, 2016

**Adrienne Gautreaux**  
March 19, 2004

**Kristy McPherson**  
Feb. 23, 2000  
March 14, 2002  
March 21, 2002  
Third week, 2003


**Ainhoa Olarra**  
Feb. 28, 2018

**Ana Pelaez**  
Feb. 22, 2017 (Fr. of the Week)  
March 8, 2017 (Fr. of the Week)


**Emily Price**  
April. 16, 2019 (Fr. of the Week)

**Sarah Schmelzel**  
April 3, 2013 (Fr. of the Week)

**SEC Players of the Year**



**1995 - Siew Ai Lim**



**2003 - Kristy McPherson**



**WGCA/NGCA  
ALL-AMERICAN  
SCHOLARS**

**2018**

Marion Veysseyre  
Ana Pelaez  
Lois Kaye Go  
Anita Uwadia

**2017**

Katelyn Dambaugh  
Ana Pelaez  
Anita Uwadia  
Marion Veysseyre  
Jia Xin Yang

**2016**

Katelyn Dambaugh  
Isidora Nilsson  
Ainhua Olarra  
Jia Xin Yang

**2015**

Justine Dreher  
Ainhua Olarra  
Jia Xin Yang

**2014**

Justine Dreher  
Samantha Swinehart

**2013**

Chelsey Couch  
Justine Dreher  
Samantha Swinehart

**2012**

Katie Burnett  
Justine Dreher  
Katie Rose Higgins  
Amanda Strang  
Samantha Swinehart

**2011**

Katie Burnett  
Katie Rose Higgins  
Amanda Strang  
Samantha Swinehart

**2010**

Taylor Barrett  
Katie Burnett  
Corrine Carr  
Amanda Strang

**2009**

Taylor Barrett  
Katie Burnett  
Corrine Carr

**2008**

Taylor Barrett  
Whitney Simons  
Blythe Worley

**2007**

Taylor Barrett  
Jenna Pearson  
Laura Raffo  
Whitney Simons  
Blythe Worley

**2006**

Erica Battle  
Laura McCaslin  
Jenna Pearson  
Laura Raffo  
Whitney Simons  
Blythe Worley

**2005**

Erica Battle  
Tiffany Catafygiotu  
Jenna Pearson  
Caroline Rominger  
Whitney Simons  
Blythe Worley

**2004**

Erica Battle  
Tiffany Catafygiotu  
Adrienne Gautreaux  
Laura McCaslin  
Jenna Pearson  
Kory Thompson

**2003**

Kacy Thompson  
Kory Thompson

**2002**

Reetta Laakkonen

**2001**

Stephanie Reynolds  
Kacy Thompson

**2019**

Gaby Amos  
Lois Kaye Go  
Ana Pelaez  
Anita Uwadia  
Marion Veysseyre

**2018**

Gaby Amos  
Lois Kaye Go  
Ainhua Olarra  
Ana Pelaez  
Anita Uwadia  
Marion Veysseyre

**2017**

Gaby Amos  
Katelyn Dambaugh  
Marianna Monaco  
Isidora Nilsson  
Ainhua Olarra  
Ana Pelaez  
Anita Uwadia  
Marion Veysseyre  
Jia Xin Yang

**2016**

Gaby Amos  
Katelyn Dambaugh  
Isidora Nilsson  
Ainhua Olarra  
Sarah Schmelzel  
Karoline Woie  
Jia Xin Yang

**2015**

Katelyn Dambaugh  
Justine Dreher  
Mary Fran Hillow  
Ainhua Olarra  
Sarah Schmelzel  
Karoline Woie  
Jia Xin Yang

**2014**

Katelyn Dambaugh  
Justine Dreher  
Mary Fran Hillow  
Sarah Schmelzel  
Samantha Swinehart  
Karoline Woie  
Jia Xin Yang

**2013**

Chelsey Couch  
Justine Dreher  
Mary Fran Hillow  
Sarah Schmelzel  
Samantha Swinehart  
Karoline Woie

**2012**

Katie Burnett  
Justine Dreher  
Katie Rose Higgins  
Cayci Ruppe  
Amanda Strang  
Meredith Swanson  
Samantha Swinehart

**2011**

Katie Burnett  
Corrine Carr  
Katie Rose Higgins  
Cayci Ruppe  
Amanda Strang  
Samantha Swinehart

**2010**

Taylor Barrett  
Corrine Carr  
Katie Burnett  
Cayci Ruppe  
Amanda Strang  
Meredith Swanson  
Benedicte Toumpsin

**2009**

Taylor Barrett  
Katie Burnett  
Corrine Carr  
Cayci Ruppe

**2008**

Taylor Barrett  
Erika Holmen  
Camila Mori  
Laura Raffo  
Whitney Simons  
Meredith Taylor  
Blythe Worley

**2007**

Taylor Barrett  
Camila Mori  
Jenna Pearson  
Laura Raffo  
Whitney Simons  
Meredith Taylor  
Benedicte Toumpsin  
Blythe Worley

**2006**

Erica Battle  
Laura McCaslin  
Jenna Pearson  
Laura Raffo  
Whitney Simons  
Meredith Taylor  
Blythe Worley

**2005**

Erica Battle  
Tiffany Catafygiotu  
Lauren Huhnerkoch  
Laura McCaslin  
Jenna Pearson  
Laura Raffo  
Caroline Rominger  
Whitney Simons  
Blythe Worley

**2004**

Erica Battle  
Tiffany Catafygiotu  
Adrienne Gautreaux  
Laura McCaslin  
Megan Miller  
Jenna Pearson  
Kory Thompson

**2003**

Tiffany Catafygiotu  
Adrienne Gautreaux  
Kristy McPherson  
Marci Robinson  
Kacy Thompson  
Kory Thompson

**2002**

Sarah Kidd  
Reetta Laakkonen  
Kristy McPherson  
Kristen Ruble  
Kacy Thompson

**2001**

Abby Derman  
Apryl Arrants  
Sarah Kidd  
Emma Lofgren  
Stefanie Reynolds  
Kristin Ruble  
Kacy Thompson

**2000**

Apryl Arrants  
Abby Derman  
Sarah Kidd  
Emma Lofgren  
Stefanie Reynolds

**1999**

Apryl Arrants  
Emma Lofgren  
Abby Derman  
Lotte Moeller

**1999**

Apryl Arrants  
Libby Howard  
Emma Lofgren  
Katy Schlotman

**1997**

Karin Fries  
Apryl Arrants  
Libby Howard

**1996**

Clarissa Childs  
Karen Fries  
Libby Howard  
Siew Ai Lim  
Julie Norris

**1995**

Siew Ai Lim  
Julie Norris

**1994**

Jill Darr  
Siew Ai Lim  
Julie Norris

**1993**

Rachel Bates  
Jill Darr  
Margaret Hickey  
Tara Joy

**SOUTHEASTERN CONFERENCE  
ACADEMIC HONOR ROLL**



**Lois Kaye Go**  
2019 SEC Scholar-Athlete  
of the Year



**Justine Dreher**  
2015 SEC Scholar-Athlete  
of the Year



**Adrienne Gautreaux**  
2004 CoSIDA 1st-Team  
Academic All-American



**Katie Burnett**  
2012 Capital One 3rd-Team  
Academic All-American






# DINAH SHORE TROPHY



**Adrienne Gautreaux**  
2004 Dinah Shore Trophy



**Erica Battle**  
2006 Dinah Shore Trophy

The Dinah Shore Trophy Award, a part of the Dinah Shore Scholarship Fund, is a cooperative effort between The LPGA Foundation, the Friends of Golf (FOG), and the Nabisco Dinah Shore, one of the LPGA's four major championships and the largest contributor to the Dinah Shore Scholarship Fund.

The LPGA Foundation introduced the Dinah Shore Scholarship Fund in March 1994 in honor of the late Dinah Shore, and together with FOG and the Nabisco Dinah Shore, developed the Dinah Shore Trophy Award and its criteria. A fundraising organization administered by Eddie Merrins, head golf professional at Bel Air Golf Club in Beverly Hills, CA, FOG contributes annually to collegiate, high school and junior golf programs throughout the country, and Dinah Shore was considered the "First Lady" of FOG.

A selection committee of The LPGA Foundation chooses the Dinah Shore Trophy Award recipient from nominations submitted by the National Golf Coaches Association. Nominees for the award must meet the following criteria:

- \* An overall grade point average (GPA) of at least 3.2 on a 4.0 scale;
- \* Played in at least 50% of her team's scheduled events;
- \* Maintained a scoring average of 78 or less;
- \* Demonstrated leadership skills and/or extraordinary community affairs work.

The perpetual Dinah Shore Trophy is a crystal trophy, created by Tiffany & Co. with an engraving of Dinah Shore. The trophy is housed at Mission Hills Country Club, site of the annual Nabisco Dinah Shore.

2018 - Alice Chen  
2017 - Casey Danielson  
2016 - Jackie Chulya  
2015 - Katie Kirk  
2014 - Emily Tubert  
2013 - Caroline Powers  
2012 - Amy Anderson  
2011 - Pia Halbig  
2010 - Katie Detlefsen  
2009 - Amanda Blumenherst  
2008 - Amanda Blumenherst  
2007 - Stacy Lewis

Furman  
Stanford  
Columbia  
East Carolina  
Arkansas  
Michigan State  
North Dakota State  
University of California, Berkeley  
Central Florida  
Duke  
Duke  
Arkansas

2006 - Erica Battle  
2005 - Karin Sjodin  
2004 - Adrienne Gautreaux  
2003 - Katherine Hull  
2002 - Meredith Duncan  
2001 - Melanie Hagewood  
2000 - Lisette Lee  
1999 - Mallory Crosland  
1998 - Riko Higashio  
1997 - Kellee Booth  
1996 - Marcie Clemens  
1995 - Stephanie Neil

South Carolina  
Oklahoma State  
South Carolina  
Pepperdine  
LSU  
Baylor  
LSU  
Vanderbilt  
Florida  
Arizona State  
Auburn  
Wake Forest



**Season Average**

Year	Rds.	Strokes	Avg.
1. 2017-18	29	7,529	289.72
2. 2016-17	31	8,113	291.48
3. 2013-14	33	9,646	292.30
4. 2018-19	25	7,320	292.89
5. 2014-15	31	9,078	292.84
6. 2015-16	34	10,002	294.18
7. 2011-12	33	9,828	297.82
8. 2009-10	34	10,128	297.88
9. 2012-13	32	9,610	300.31
10. 2010-11	34	10,262	301.82

**Single-Season Top-5 Finishes**

1. 2014-15	10
2. 2013-14	9
1989-90	9
1986-87	9
5. 1994-95	8
1980-81	8
7. 1991-92	7
1990-91	7
9. 2016-17	6
2001-02	6
1998-99	6
1992-93	6
2018-19	6

**Team Championships (27)**

Liz Murphey Collegiate Classic, 4/11-13	3-0 in Match Play
Florida State Match-Up, 2/9-10	273-288-287=848
NCAA Columbus Regional, 5/8-10/17	309-289-288=886
Landfall Tradition, 10/28-30/16	297-282-280=859
NCAA Baton Rouge Regional, 5/5-7/16	290-277-290=857
NCAA East Regional, 5/7-9/15	295-286-296=877
Mercedes-Benz Collegiate, 10/17-19/14	295-289-281=865
ANNIKA Intercollegiate 9/28-30/14	282-290-282=854
PING ASU Invitational, 4/4-6/14	288-280-285=853
Florida State MatchUp, 2/14-16/14	293-293-285=871
NCAA East Regional, 5/10-12/12	288-294-291=873
NCAA East Regional, 5/6-8/10	283-291-290=864
ACC/SEC Challenge, 10/28-30/05	297-290-316=903
SEC Championship, 4/19-21/02	289-282-290=861
Casa De Campo Inv., 10/21-23/88	317-312-309=938
Miami Preview Classic, 2/9-11/97	303-313-320=936
Carolyn Cudone Inter., 11/12-14/93	305-311-294=910
Memphis Inter., 9/29-10/1/91	314-314-312=940
Alabama Invitational, 3/1-3/91	312-300=612
James Madison Inv., 9/21-23/90	305-297-314=916
Metro Conf. Champ., 5/4-6/90	304-310-304=918
Lady Lion Inv., 10/21-23/88	317-315-313=945
Woodbridge Collegiate, 4/17-19/87	291-300-299=890
Hudson Industries Inv., 3/6-8/87	296-316-307=919
South Carolina Inv., 3/29-31/85	313-304-307=924
Lady Gamecock Inv., 4/9-11/82	295-293-309=897
Lady Gamecock Inv., 4/3-5/81	306-307-312=925
Purdue Invitational, 1980-81	317-298=615



*The 2014-15 Gamecocks kick off their campaign in fashion, posting the first of their school record 10 top-five finishes with a win at the inaugural ANNIKA Intercollegiate.*

**18-Hole Score**

1. Florida State Match-Up, 1st Rd., 2/9/18	273
2. ANNIKA Intercollegiate, 1st Rd., 9/25/16	274
3. NCAA Baton Rouge Regional, 2nd Rd., 5/6/16	277
4. Florida State Match-Up, 1st Rd., 2/10/17	278
5. Mercedes-Benz Collegiate Championship, 1st Rd., 9/20/13	279
Cougar Classic, 3rd Rd., 9/13/11	
7. Mason Rudolph Championship, 3rd Rd., 9/17/17	280
Landfall Tradition, 3rd Rd., 10/30/16	
NCAA East Regional, 2nd Rd., 5/10/14	
PING ASU Invitational, 2nd Rd., 4/5/14	
SEC Championship, 2nd Rd., 4/18/15	

**36-Hole Tournament**

1. Mercedes-Benz Collegiate Championship, 9/20-22/13	571 (279-292)
2. The Landfall Tradition, 10/27-28/17	577 (285-292)
3. NGCA Match Play Qualifying, 9/6/09	586 (292-294)
4. ECU/Duke Tri-Match, 4/24/10	588 (295-293)
5. Mason Rudolph Championship, 9/25-27/09	596 (300-296)
Lady Gamecock Classic, 3/19-21/99	596 (300-296)
7. Bryan Park National Coll., 3/28-30/03	601 (294-307)
8. Darius Rucker Intercollegiate, 3/2-4/12	604 (303-301)
9. The Derby Inv., 10/28-29/06	610 (311-299)
SEC Championship, 4/19-21/96	610 (310-300)

**54-Hole Tournament**

1. Tar Heel Invitational, 10/13-15/17	846 (284-284-281)
2. Florida State Match-Up, 2/10-12/17	847 (278-283-286)
3. Florida State Match-Up, 2/9-10/18	848 (273-288-287)
4. ANNIKA Intercollegiate, 9-25-27/16	849 (274-290-285)
5. Mason Rudolph Championship, 9-15-17/17	853 (289-284-280)
PING ASU Invitational, 4/4-6/14	853 (288-280-285)
7. NCAA East Regional, 5/8-10/14	854 (291-283-280)
ANNIKA Intercollegiate 9/29-30/14	854 (282-290-282)
9. NCAA Baton Rouge Regional 5/5-7/16	857 (290-277-290)
10. Landfall Tradition, 10/28-30/16	859 (297-282-280)

**72-Hole Tournament**

1. NCAA Championship, 5/20-25/16	1,162 (293-289-290-290)
2. NCAA Championship, 5/20-23/14	1,164 (301-299-283-281)
3. NCAA Championship, 5/22-25/12	1,176 (302-281-300-293)
4. NCAA Championship, 5/18-21/10	1,186 (300-297-293-296)
5. NCAA Championship, 5/24-27/95	1,204 (299-300-297-308)
6. NCAA Championship, 5/21-24/13	1,211 (304-305-292-310)
NCAA Championship, 5/18-21/11	1,211 (302-315-298-296)
8. NCAA Championship, 5/21-24/02	1,217 (298-298-308-313)
9. NCAA Championship, 5/27-30/87	1,225 (298-303-304-320)
10. NCAA Championship, 5/20-23/08	1,235 (306-316-310-303)

**First-Round Score**

1. Florida State Match-Up, 2/9/18	273
2. ANNIKA Intercollegiate, 9/25/16	274
3. Florida State Match-Up, 2/10/17	278
4. Mercedes-Benz Collegiate, 9/20/13	279
5. ANNIKA Intercollegiate 9/28/14	282
Darius Rucker Intercollegiate, 3/8/19	
6. NCAA East Regional, 5/6/10	283
7. Tar Heel Invitational, 10/13/17	284
8. The Landfall Tradition, 10/27/17	285
Cougar Classic, 9/8/13	
Liz Murphey Collegiate Classic, 3/30/12	

**Second-Round Score**

1. NCAA Baton Rouge Regional, 5/6/16	277
2. PING ASU Invitational, 4/5/14	280
SEC Championship, 4/18/15	
4. Tar Heel Invitational, 10/14/17	281
NCAA Championship, 5/22/12	
ANNIKA Intercollegiate, 9/18/18	
6. Landfall Tradition, 10/29/16	282
SEC Championship, 4/20/02	
8. Florida State Match-Up, 2/11/17	283
NCAA East Regional, 5/9/14	
Cougar Classic, 9/11/11	

**Final-Round Score**

1. Cougar Classic, 9/13/11	279
2. Mason Rudolph Championship, 9/17/17	280
Landfall Tradition, 10/30/16	
NCAA East Regional, 5/10/14	
5. Tar Heel Invitational, 10/15/17	281
NCAA Championship, 5/23/14	
Mercedes-Benz Collegiate, 10/19/14	
8. ANNIKA Intercollegiate, 9/30/14	282
9. Landfall Tradition, 10/25/15	283
10. SEC Championship, 4/21/17	284
SEC Championship, 4/19/15	



**Career Average** (Min. 55 rds. and two years)

Player	Years	Rds.	Strokes	Avg.
1. Lois Kaye Go	2017-Pres.	57	4,140	72.63
2. Katelyn Dambaugh	2013-17	125	9,084	72.67
3. Ainhoa Olarra	2014-18	104	7,638	73.44
4. Ana Pelaez	2017-Pres.	82	6,070	74.02
5. Justine Dreher	2011-15	121	8,969	74.12
6. Katie Burnett	2008-12	130	9,643	74.18
7. Sarah Schmelzel	2012-16	118	8,761	74.25
8. Kristy McPherson	1999-03	129	9,600	74.42
9. Bénédicte Toumpsin	2006-10	122	9,100	74.59
10. Marion Veyseyre	2015-19	110	8,251	75.00
11. Suzie Lee	2010-14	107	8,078	75.50
Samantha Swinehart	2010-14	111	8,381	75.50
13. Adrienne Gautreaux	2001-04	100	7,575	75.75
14. Amanda Strang	2009-12	101	7,683	76.07
15. Jia Xin Yang	2013-17	84	6,393	76.11
16. Siew Ai Lim	1992-96	130	9,910	76.23
17. Corrine Carr	2008-10	58	4,431	76.39
18. Jenna Pearson	2003-07	114	8,723	76.52
19. Camila Mori	2005-08	73	5,627	77.08
20. Meredith Swanson	2009-13	86	6,635	77.15

**Season Average** (Min. 18 rounds)

Player	Year	Rds.	Strokes	Avg.
1. Ainhoa Olarra	2017-18	26	1,846	71.00
2. Katelyn Dambaugh	2015-16	34	2,435	71.62
3. Katelyn Dambaugh	2016-17	28	2,007	71.68
4. Lois Kaye Go	2017-18	29	2,101	72.45
5. Justine Dreher	2014-15	32	2,231	72.53
6. Ainhoa Olarra	2016-17	31	2,254	72.71
7. Emily Price	2018-19	22	1,602	72.81
8. Lois Kaye Go	2018-19	28	2,039	72.82
9. Katie Burnett	2011-12	33	2,407	72.94
10. Ana Pelaez	2016-17	25	1,828	73.12
Samantha Swinehart	2013-14	33	2,413	73.12
12. Sarah Schmelzel	2015-16	34	2,489	73.21
13. Justine Dreher	2013-14	33	2,421	73.36
14. Kristy McPherson	2002-03	31	2,276	73.42
15. Katie Burnett	2009-10	34	2,502	73.58
Kristy McPherson	2001-02	34	2,502	73.58
17. Katelyn Dambaugh	2014-15	30	2,210	73.66
18. Katelyn Dambaugh	2013-14	33	2,432	73.70
19. Kristy McPherson	2000-01	34	2,510	73.82
20. Bénédicte Toumpsin	2008-09	30	2,217	73.90

**Individual Medalists**

Katie Burnett	NCAA East Regional, 5/6-8/10	67-72-71=210
Clarissa Childs	Carolyn Cudone Inter., 11/12-14/93	79-74-76=224
Katelyn Dambaugh	NCAA Baton Rouge Regional, 5/5-7/16	70-66-71=207
Katelyn Dambaugh	SEC Championship, 4/21-23/17	68-70-66=204
Justine Dreher	ANNIKA Intercollegiate, 9/28-30/14	68-68-71=207
Debbie Eckroth	Metro Conference Champ., 5/5-7/89	78-72-72=222
Siew Ai Lim	Carolyn Cudone Inter., 11/6/94	68-72-70=210
Siew Ai Lim	NCAA East Regional, 5/11-13/95	73-71-70=214
Kristy McPherson	SEC Championship, 4/20-22/01	67-70-70=207
Kristy McPherson	ACC/SEC Shootout, 9/29-10/1/01	71-70-76=217
Kristy McPherson	Spartan Invitational, 3/4-6/02	71-69-71=211
Kristy McPherson	SEC Championship, 4/19-21/02	69-69-71=209
Kristy McPherson	Bryan Park National Coll., 3/28-30/03	69-73=142
Kristy McPherson	Lady Boilermaker Inv., 4/11-12/03	70-78-70=218
Nana Madsen	Mercedes-Benz Collegiate, 10/17-19/14	72-69-71=212
Lotte Moeller	Casa De Campo Inv., 3/12-13/99	79-78-71=228
Marianne Morris	Hudson Industries Inv., 3/6-8/87	72-76-74=222
Ainhoa Olarra	Florida State Match-Up, 2/9-10/18	66-69-71=206
Ainhoa Olarra	SEC Championship, 4/18-20/18	70-69-70=209
Ana Pelaez	NCAA Columbus Regional, 5/8-10/17	76-70-70=216
Jan Rikard	Lady Gamecock Inv., 4/9-11/82	73-69-77=219
Sarah Schmelzel	Bryan National Collegiate, 4/1-3/16	73-71-75=219
Lynn Stiffler	Lady Gamecock Inv., 4/3-5/81	69-73-76=218
Kacy Thompson	Lady Gamecock Classic, 3/14/03	72
Bénédicte Toumpsin	NCAA East Regional, 5/8-10/08	68-70-76=214
Bénédicte Toumpsin	LSU Golf Classic, 3/13-15/09	70-71-68=209
Vikki Valentine	Alabama Invitational, 3/1-3/91	75-74=149



*Kristy McPherson was the individual medalist in a school-record six events during her four-year career (1999-2003), including two SEC Championships.*

**Career Top-5 Finishes**

1. Kristy McPherson	1999-2003	18
2. Katelyn Dambaugh	2013-17	15
3. Justine Dreher	2011-15	9
Siew Ai Lim	1992-96	
5. Katie Burnett	2008-12	8
B. Toumpsin	2006-10	
7. Clarissa Childs	1992-96	7
Debbie Eckroth	1988-92	
9. Ainhoa Olarra	2014-18	6
Vikki Valentine	1988-92	
Truie Timmons	1984-88	

**Career Top-10 Finishes**

1. Kristy McPherson	1999-2003	25
2. Siew Ai Lim	1992-96	24
3. Katelyn Dambaugh	2013-17	21
4. Debbie Eckroth	1988-92	20
5. Marianne Morris	1983-87	16
6. Katie Burnett	2008-12	
7. Justine Dreher	2011-15	13
8. Ainhoa Olarra	2014-18	12
9. Clarissa Childs	1992-96	11
Vikki Valentine	1988-92	

**Single-Season Top-5 Finishes**

1. Kristy McPherson	2002-03	7
2. Katelyn Dambaugh	2015-16	6
Justine Dreher	2014-15	
4. Ainhoa Olarra	2017-18	5
Katelyn Dambaugh	2016-17	
Katie Burnett	2011-12	
B. Toumpsin	2007-08	
Kristy McPherson	2001-02	
Kristy McPherson	2000-01	
Debbie Eckroth	1989-90	
11. Siew Ai Lim	1994-95	4
Lynn Stiffler	1980-81	
Robin Abare	1980-81	
Lois Kaye Go	2018-19	

**Single-Season Top-10 Finishes**

1. Siew Ai Lim	1994-95	10
2. Katelyn Dambaugh	2015-16	8
Kristy McPherson	2002-03	
Kristy McPherson	2000-01	
Debbie Eckroth	1989-90	
6. Katelyn Dambaugh	2016-17	7
Justine Dreher	2014-15	
Katie Burnett	2011-12	
Kristy McPherson	2001-02	
10. Siew Ai Lim	1993-94	6
Debbie Eckroth	1991-92	
Marianne Morris	1985-86	
Lynn Stiffler	1980-81	



**72-Hole Tournament Total**

1. Samantha Swinehart	NCAA Championship, 5/20-23/14	284 (76-76-68-67)
2. Katie Burnett	NCAA Championship, 5/18-21/10	286 (72-74-69-71)
3. Katelyn Dambaugh	NCAA Championship, 5/20-25/16	287 (69-73-71-74)
4. Ainhoa Olarra	NCAA Championship, 5/20-25/16	288 (73-71-73-71)
Katie Burnett	NCAA Championship, 5/22-25/12	288 (74-67-74-73)
6. Sarah Schmelzel	NCAA Championship, 5/20-25/16	289 (77-71-72-71)
7. Adrienne Gautreaux	NCAA Championship, 5/18-21/04	293 (73-72-78-70)
Siew Ai Lim	NCAA Championship, 5/24-27/95	293 (74-73-73-73)
9. Amanda Strang	NCAA Championship, 5/22-25/12	294 (75-73-76-70)
10. Suzie Lee	NCAA Championship, 5/20-23/14	295 (75-78-71-71)

**54-Hole Tournament Total**


1. Katelyn Dambaugh	SEC Championship, 4/21-23/17	204 (68-70-66)
2. Ainhoa Olarra	Tar Heel Invitational, 10/13-15/17	205 (70-67-68)
3. Ainhoa Olarra	Florida State Match-Up, 2/9-10/18	206 (66-69-71)
Katelyn Dambaugh	Cougar Classic, 10/2-4/16	206 (68-69-69)
5. Katelyn Dambaugh	NCAA Baton Rouge Regional, 5/5-7/16	207 (70-66-71)
Katelyn Dambaugh	ANNIKA Intercollegiate, 9/27-29/15	207 (65-71-71)
Justine Dreher	ANNIKA Intercollegiate, 9/28-30/14	207 (68-68-71)
Kristy McPherson	SEC Championship, 4/20-22/01	207 (67-70-70)
9. Ana Pelaez	Florida State Match-Up, 2/10-12/17	208 (67-71-70)
Katelyn Dambaugh	ANNIKA Intercollegiate, 9/25-27/16	208 (64-73-71)

**36-Hole Tournament Total**

1. Ainhoa Olarra	The Landfall Tradition, 10/27-28/17	140 (70-70)
Samantha Swinehart	Mercedes Benz Coll. Champ. 9/20-22/13	140 (69-71)
3. Mary Fran Hillow	Mercedes Benz Coll. Champ. 9/20-22/13	141 (70-71)
4. Katelyn Dambaugh	Mercedes Benz Coll. Champ. 9/20-22/13	142 (68-74)
Katie Burnett	Mason Rudolph W. Champ., 9/25-27/09	142 (69-73)
Kristy McPherson	Bryan Park National Coll., 3/28-30/03	142 (69-73)
7. Katie Burnett	Darius Rucker Intercollegiate, 3/2-4/12	143 (72-71)
8. Katie Burnett	NGCA Match Play Qualifying, 9/6/09	144 (69-75)
Amanda Strang	NGCA Match Play Qualifying, 9/6/09	144 (72-72)
10. Katie Burnett	ECU/Duke Tri-Match, 4/24/10	145 (72-73)
Corrine Carr	ECU/Duke Tri-Match, 4/24/10	145 (71-74)
Corrine Carr	NGCA Match Play Qualifying, 9/6/09	145 (72-73)

**18-Hole Score**

1. Katelyn Dambaugh	ANNIKA Intercollegiate, 1st Rd., 9/25/16	64
2. Katelyn Dambaugh	ANNIKA Intercollegiate, 1st Rd., 9/27/15	65
Katelyn Dambaugh	SEC Championship, 2nd Rd., 4/18/15	
Mary Fran Hillow	Mercedes-Benz Collegiate, 3rd Rd., 10/19/14	
5. Lois Kaye Go	Florida State Match-Up, 1st Rd., 2/9/18	66
Ainhoa Olarra	Florida State Match-Up, 1st Rd., 2/9/18	
Ainhoa Olarra	Mason Rudolph Championship, 3rd Rd., 9/17/17	
Katelyn Dambaugh	SEC Championship, 3rd Rd., 4/23/17	
Katelyn Dambaugh	NCAA Baton Rouge Regional, 2nd Rd., 5/6/16	
Katelyn Dambaugh	SEC Championship, 3rd Rd., 4/17/16	



*Katelyn Dambaugh boasts the lowest 18 (64) and 54-hole scores (204) in program history*

Katelyn Dambaugh	PING ASU Invitational, 2nd Rd., 4/11/15	
Nanna Madsen	Landfall Tradition, 1st Rd., 10/24/14	
Justine Dreher	NCAA East Regional, 3rd Rd., 5/10/14	
Samantha Swinehart	PING ASU Invitational, 3rd Rd., 4/6/14	
Katie Burnett	Cougar Classic, 2nd Rd., 9/12/11	
Jenna Pearson	SEC Championship, 2nd Rd., 4/21/07	
17. Ainhoa Olarra	Evans Derby Experience, 3/18/18	67
Ainhoa Olarra	Tar Heel Invitational, 2nd Rd., 10/14/17	
Ana Pelaez	Florida State Match-Up, 1st Rd., 2/10/17	
Katelyn Dambaugh	Landfall Tradition, 3rd Rd., 10/29/16	
Katelyn Dambaugh	Landfall Tradition, 2nd Rd., 10/28/16	
Samantha Swinehart	NCAA Championship, 4th Rd., 5/23/14	
Katelyn Dambaugh	Florida State Match-Up, 3rd Rd., 2/16/14	
Katie Burnett	NCAA Championship, 2nd Rd., 5/23/12	
Katie Rose Higgins	Cougar Classic, 3rd Rd., 9/13/11	
Katie Burnett	UCF Challenge, 2nd Rd., 2/14/11	
Corrine Carr	SEC Championship, 3rd Rd., 4/18/10	
Katie Burnett	NCAA East Regional, 1st Rd., 5/6/10	
Jenna Pearson	Dick McGuire Inter., 2nd Rd., 9/11/06	
Kristy McPherson	SEC Championship, 1st Rd., 4/20/01	

**First-Round Score**

1. Katelyn Dambaugh	ANNIKA Intercollegiate, 9/25/16	64
2. Katelyn Dambaugh	ANNIKA Intercollegiate, 9/27/15	65
3. Lois Kaye Go	Florida State Match-Up, 2/9/18	66
Ainhoa Olarra	Florida State Match-Up, 2/9/18	
Nanna Madsen	Landfall Tradition, 10/24/14	
6. Ainhoa Olarra	Evans Derby Experience, 3/18/18	67
Ana Pelaez	Florida State Match-Up, 2/10/17	
Katie Burnett	NCAA East Regional, 5/6/10	
Kristy McPherson	SEC Championship, 4/20/01	
10. Katelyn Dambaugh	SEC Championship, 4/21/17	68
Katelyn Dambaugh	Cougar Classic, 10/2/16	
Justine Dreher	ANNIKA Intercollegiate, 9/28/14	
Katelyn Dambaugh	PING ASU Inv., 4/4/14	
Katelyn Dambaugh	Mercedes Benz Coll. Champ. 9/20/13	
Justine Dreher	UCF Challenge, 2/10/13	
Katie Burnett	Tar Heel Invitational, 10/7/11	
Bénédicte Toumpsin	SEC Championship, 4/16/10	
Bénédicte Toumpsin	NCAA East Regional, 5/8/08	
Jenna Pearson	Bryan Park National Coll., 4/6/07	
Kristy McPherson	NCAA East Regional, 5/8/03	
Kristy McPherson	SEC Championship, 4/18/03	
Siew Ai Lim	Carolyne Cudone Inter., 11/4/04	

**Second-Round Score**

1. Katelyn Dambaugh	SEC Championship, 4/8/15	65
2. Katelyn Dambaugh	NCAA Baton Rouge Regional, 5/6/16	66
Katelyn Dambaugh	PING ASU Invitational, 4/11/15	
Katie Burnett	Cougar Classic, 9/12/11	
Jenna Pearson	SEC Championship, 4/21/07	
6. Ainhoa Olarra	Tar Heel Invitational, 10/14/17	67
Katelyn Dambaugh	Landfall Tradition, 10/29/16	
Katie Burnett	NCAA Championship, 5/23/12	
Katie Burnett	UCF Challenge, 2/14/11	
Jenna Pearson	Dick McGuire Inter., 9/11/06	

**Third-Round Score**

1. Mary Fran Hillow	Mercedes-Benz Collegiate, 10/19/14	65
2. Ainhoa Olarra	Mason Rudolph Championship, 9/17/17	66
Katelyn Dambaugh	SEC Championship, 4/23/17	
Katelyn Dambaugh	SEC Championship, 4/17/16	
Justine Dreher	NCAA East Regional, 5/10/14	
Samantha Swinehart	PING ASU Inv., 4/6/14	
7. Katelyn Dambaugh	Landfall Tradition, 10/30/16	67
Katelyn Dambaugh	Florida State Match-Up, 2/16/14	
Katie Rose Higgins	Cougar Classic, 9/13/11	
Corrine Carr	SEC Championship, 4/18/10	



**Senior Season Average** (Min. 18 rounds)

Player	Year	Rds.	Strokes	Avg.
1. Ainhoa Olarra	2017-18	26	1846	71.00
2. Katelyn Dambaugh	2016-17	28	2007	71.68
3. Justine Dreher	2014-15	32	2321	72.53
4. Katie Burnett	2011-12	33	2407	72.94
5. Samantha Swinehart	2013-14	33	2413	73.12

**54-Hole Tournament Total**

1. Katelyn Dambaugh	SEC Championship, 4/21-23/17	204 (68-70-66)
2. Ainhoa Olarra	Tar Heel Invitational, 10/13-15/17	205 (70-67-68)
3. Ainhoa Olarra	Ainhoa Olarra, 2/9-10/18	206 (66-69-71)
Katelyn Dambaugh	Cougar Classic, 10/2-4/16	206 (68-69-69)
5. Justine Dreher	ANNIKA Intercollegiate, 9/28-30/14	207 (68-68-71)

**18-Hole Score**

1. Katelyn Dambaugh	ANNIKA Intercollegiate, 1st Rd., 9/25/16	64
2. Ainhoa Olarra	Florida State Match-Up, 1st Rd., 2/9/18	66
Ainhoa Olarra	Mason Rudolph Champ., 3rd Rd., 9/17/17	
Katelyn Dambaugh	SEC Championship, 3rd Rd., 4/23/17	
Samantha Swinehart	PING ASU Inv., 3rd Rd., 4/6/14	
Katie Burnett	Cougar Classic, 2nd Rd., 9/11/11	
Jenna Pearson	SEC Championship, 2nd Rd., 4/21/07	
8. Ainhoa Olarra	Evans Derby Experience, 1st Rd., 3/18/18	67
Katelyn Dambaugh	Landfall Tradition, 3rd Rd., 10/30/16	
Katelyn Dambaugh	Landfall Tradition, 2nd Rd., 10/29/16	
Samantha Swinehart	NCAA Championship, 4th Rd., 5/23/14	
Katie Burnett	NCAA Championship, 2nd Rd., 5/23/12	
Corrine Carr	SEC Championship, 3rd Rd., 4/18/10	
Jenna Pearson	Dick McGuire Inter., 2nd Rd., 9/11/06	

**Single-Season Top-5 Finishes**

1. Kristy McPherson	2002-03	7
2. Justine Dreher	2014-15	6
3. Ainhoa Olarra	2017-18	5
Katelyn Dambaugh	2016-17	
Katie Burnett	2011-12	
6. Jenna Pearson	2006-07	3
Vikki Valentine	1991-92	
Kim Belk	1988-89	
Marianne Morris	1986-87	

**Sophomore Season Average** (Min. 18 rounds)

Player	Year	Rds.	Strokes	Avg.
1. Lois Kaye Go	2017-18	29	2101	72.45
2. Katie Burnett	2009-10	34	2502	73.59
3. Katelyn Dambaugh	2014-15	30	2210	73.66
4. Kristy McPherson	2000-01	34	2510	73.82
5. Sarah Schmelzel	2013-14	33	2442	74.00

**54-Hole Tournament Total**

1. Kristy McPherson	SEC Championship, 4/20-22/01	207 (67-70-70)
2. Lois Kaye Go	Tar Heel Invitational, 10/13-15/17	210 (71-70-69)
Katie Burnett	NCAA East Regional, 5/6-8/10	210 (67-72-71)
4. Katelyn Dambaugh	SEC Championship, 4/17-19/15	212 (73-65-74)
Sarah Schmelzel	Florida State Match-Up, 2/14-16/14	212 (70-72-70)

**18-Hole Score**

1. Katelyn Dambaugh	SEC Championship, 2nd Rd., 4/18/15	65
2. Lois Kaye Go	Florida State Match-Up, 1st Rd., 2/9/18	66
Katelyn Dambaugh	PING ASU Invite., 2nd Rd., 4/11/15	
4. Katie Rose Higgins	Cougar Classic, 3rd Rd., 9/13/11	67
Katie Burnett	NCAA East Regional, 1st Rd., 5/6/10	
Kristy McPherson	SEC Championship, 1st Rd., 4/20/01	

**Single-Season Top-5 Finishes**

1. Bénédicte Toumpsin	2007-08	5
Kristy McPherson	2001-02	
Debbie Eckroth	1989-90	
4. Katelyn Dambaugh	2014-15	3
Clarissa Childs	1993-94	
Siew Ai Lim	1993-94	

**Junior Season Average** (Min. 18 rounds)

Player	Year	Rds.	Strokes	Avg.
1. Katelyn Dambaugh	2015-16	34	2435	71.62
2. Ainhoa Olarra	2016-17	31	2254	72.71
3. Lois Kaye Go	2018-19	28	2039	72.82
4. Justine Dreher	2013-14	33	2421	73.36
5. Kristy McPherson	2001-02	34	2502	73.59

**54-Hole Tournament Total**

1. Katelyn Dambaugh	NCAA Baton Rouge Regional, 5/5-7/16	207 (70-66-71)
Katelyn Dambaugh	ANNIKA Intercollegiate, 9/27-29/15	207 (65-71-71)
3. Katelyn Dambaugh	SEC Championship, 4/15-17/16	209 (72-71-66)
Kristy McPherson	SEC Championship, 4/19-21/02	209 (69-69-71)
5. Siew Ai Lim	Carolyn Cudone Inter., 11/4-6/94	210 (68-72-70)

**18-Hole Score**

1. Katelyn Dambaugh	ANNIKA Intercollegiate, 1st Rd., 9/27/15	65
Mary Fran Hillow	Mercedes-Benz Collegiate, 3rd Rd., 10/19/14	
3. Katelyn Dambaugh	NCAA Baton Rouge Regional, 2nd Rd., 5/6/16	66
Katelyn Dambaugh	SEC Championship, 3rd Rd., 4/17/16	
Justine Dreher	NCAA Regional, 3rd Rd., 5/10/14	
6. Katie Burnett	UCF Challenge, 2nd Rd., 2/14/11	67

**Single-Season Top-5 Finishes**

1. Katelyn Dambaugh	2015-16	6
2. Kristy McPherson	2001-02	5
3. Siew Ai Lim	1994-95	4
Lois Kaye Go	2018-19	
4. Clarissa Childs	1994-95	3
Truie Timmons	1986-87	3
6. Justine Dreher	2013-14	2
Vikki Valentine	1990-91	2
Emma Lofgren	1998-99	2

**Freshman**

**Season Average** (Min. 18 rounds)

Player	Year	Rds.	Strokes	Avg.
1. Emily Price	2018-19	22	1602	72.81
2. Ana Pelaez	2016-17	25	1828	73.12
3. Katelyn Dambaugh	2013-14	33	2434	73.30
4. Sarah Schmelzel	2012-13	32	2393	74.78
5. Katie Burnett	2008-09	30	2258	75.27

**54-Hole Tournament Total**

1. Ana Pelaez	Florida State Match-Up, 2/10-12/17	208 (67-71-70)
2. Nanna Madsen	Landfall Tradition, 10/24-26/14	210 (66-72-72)
3. Nanna Madsen	Mercedes-Benz Collegiate, 10/17-19/14	212 (72-69-71)
4. Katie Burnett	Cougar Classic, 9/14-16/08	213 (70-70-73)
5. Nanna Madsen	ANNIKA Intercollegiate, 9/28-30/14	214 (69-75-70)

**18-Hole Score**

1. Nanna Madsen	Landfall Tradition, 1st Rd., 10/24/14	66
2. Ana Pelaez	Florida State Match-Up, 1st Rd., 2/10/17	67
Katelyn Dambaugh	Florida State Match-Up, 3rd Rd., 2/16/14	
4. Katelyn Dambaugh	PING ASU Inv., 1st Rd., 4/4/14	68
Katelyn Dambaugh	Mercedes-Benz Collegiate, 1st Rd. 9/20/14	
Justine Dreher	Tar Heel Invitational, 2nd Rd., 10/8/11	

**Single-Season Top-5 Finishes**

1. Lynn Stiffler	1980-81	4
2. Nanna Madsen	2014-15	3
Robin Abare	1980-81	
4. Ana Pelaez	2016-17	2
Debbie Eckroth	1988-89	



**Robin Abare**

Year	Tourn.Rds.	Strokes	Avg.	Low	Low	Low	Top	Top	Top	Best Finish	
				18	36	54	5	10	20		
1980-81	13	35	2828	80.80	74	156	236	23	3	4	3rd
1981-82	4	12	951	79.25	71	—	227	0	1	1	6th
1982-83	4	14	1162	83.00	NA	NA	NA	NA	NA	NA	NA
1983-84	9	25	2032	81.28	76	164	234	0	0	1	15th
Career	30	86	6973	81.08	71	156	227	23	4	6	3rd

**Dallas Ambrose**

Year	Tourn.Rds.	Strokes	Avg.	Low	Low	Low	Top	Top	Top	Best Finish	
				18	36	54	5	10	20		
1998-99	5	14	1100	78.57	73	167	225	0	0	1	19th
1999-2000	3	9	710	78.89	77	—	233	0	0	1	15th
Career	8	17	1338	78.71	73	167	225	0	0	2	15th

**Gaby Amos**

Year	Tourn.Rds.	Strokes	Avg.	Low	Low	Low	Top	Top	Top	Best Finish	
				18	36	54	5	10	20		
2015-16	3	9	715	79.44	71	—	232	0	0	0	64th
2016-17	--	--	--	--	--	--	--	--	--	--	--
2017-18	3	9	691	76.78	73	--	225	--	--	--	36th
2018-19	2	6	478	79.67	74	--	229	--	--	--	58th
Career	8	24	1884	78.50	71	--	225	0	0	0	36th

**Apryl Arrants**

Year	Tourn.Rds.	Strokes	Avg.	Low	Low	Low	Top	Top	Top	Best Finish	
				18	36	54	5	10	20		
1996-97	8	24	1940	80.83	75	—	234	0	0	0	21st
1997-98	9	27	2136	79.11	74	—	226	0	0	1	18th
1998-99	11	30	2354	78.47	73	149	226	0	1	1	6th
1999-2000	10	30	2361	78.70	72	—	224	0	2	2	9th
Career	38	111	8791	79.20	72	149	224	0	3	4	6th

**Lea Bagwell**

Year	Tourn.Rds.	Strokes	Avg.	Low	Low	Low	Top	Top	Top	Best Finish	
				18	36	54	5	10	20		
1991-92	8	23	1796	78.09	74	—	227	1	2	4	4th
1992-93	5	15	1197	79.80	76	—	233	0	0	2	14th
1993-94	10	30	2386	79.53	73	—	224	0	1	3	7th
1994-95	6	18	1437	79.83	74	—	230	0	0	1	13th
Career	29	86	6816	79.26	73	—	224	1	3	10	4th

**Cecilia Barksdale**

Year	Tourn.Rds.	Strokes	Avg.	Low	Low	Low	Top	Top	Top	Best Finish	
				18	36	54	5	10	20		
1995-96	2	6	487	81.17	76	—	242	0	0	0	69th

**Taylor Barrett**

Year	Tourn.Rds.	Strokes	Avg.	Low	Low	Low	Top	Top	Top	Best Finish	
				18	36	54	5	10	20		
2006-07	8	17	1338	78.71	70	151	232	0	0	1	14th
2007-08	10	25	1965	78.60	71	—	226	0	0	1	14th
2008-09	10	30	2342	78.07	71	—	228	0	0	0	23rd
2009-10	9	24	1854	77.25	74	150	227	0	0	0	44th
Career	32	96	7499	78.11	70	150	226	0	0	2	14th

**Rachel Bates**

Year	Tourn.Rds.	Strokes	Avg.	Low	Low	Low	Top	Top	Top	Best Finish	
				18	36	54	5	10	20		
1989-90	2	6	523	87.17	81	—	259	0	0	0	71st
1990-91	9	25	1984	79.36	72	151	234	1	1	4	2nd
1991-92	7	21	1665	79.29	74	—	232	0	0	2	16th
1992-93	10	30	2330	77.67	71	154	223	1	3	4	2nd
Career	28	82	6502	79.29	71	151	223	2	4	10	2nd

**Erica Battle**

Year	Tourn.Rds.	Strokes	Avg.	Low	Low	Low	Top	Top	Top	Best Finish	
				18	36	54	5	10	20		
2002-03	5	13	1018	78.31	72	—	221	0	1	0	8th
2003-04	9	27	2109	78.11	71	—	224	1	0	1	5th
2004-05	8	24	1848	77.00	70	—	218	0	0	4	11th
2005-06	10	30	2285	76.17	72	—	223	0	1	2	8th
Career	32	94	7260	77.23	70	—	221	1	2	7	5th

**Kim Belk**

Year	Tourn.Rds.	Strokes	Avg.	Low	Low	Low	Top	Top	Top	Best Finish	
				18	36	54	5	10	20		
1985-86	9	30	2380	79.33	70	—	224	0	1	0	6th
1986-87	9	27	2124	78.67	73	160	228	0	0	3	14th
1987-88	6	18	1443	80.17	71	—	231	0	1	3	6th
1988-89	10	30	2363	78.77	72	—	226	3	4	6	2nd
Career	34	105	8310	79.14	70	160	224	3	6	12	2

**Lynn Berstein**

Year	Tourn.Rds.	Strokes	Avg.	Low	Low	Low	Top	Top	Top	Best Finish	
				18	36	54	5	10	20		
1983-84	3	9	797	88.56	82	—	255	0	0	0	78th
1984-85	1	3	256	85.33	84	—	256	0	0	0	62nd
Career	4	12	1053	87.75	82	—	255	0	0	0	62nd

**Kelly Brannon**

Year	Tourn.Rds.	Strokes	Avg.	Low	Low	Low	Top	Top	Top	Best Finish	
				18	36	54	5	10	20		
1982-83	5	14	1190	85.00	NA	NA	NA	NA	NA	NA	NA
1983-84	11	31	2502	80.71	72	155	229	0	1	3	10th
1984-85	11	31	2418	78.00	71	156	224	0	1	6	8th
1986-87	9	27	2098	77.70	74	158	230	0	3	6	8th
Career	36	103	8208	79.69	71	155	224	1	5	15	3rd

**Katie Burnett**

Year	Tourn.Rds.	Strokes	Avg.	Low	Low	Low	Top	Top	Top	Best Finish	
				18	36	54	5	10	20		
2008-09	10	30	2258	75.27	70	—	213	0	1	4	8th
2009-10	12	34	2502	73.59	67	142	210	2	3	9	1st
2010-11	11	33	2476	75.03	67	—	214	1	2	2	T4th
2011-12	11	33	2407	72.94	66	143	212	5	7	9	T3rd
Career	44	130	9643	74.18	66	142	210	8	14	24	1st

**Corrine Carr**

Year	Tourn.Rds.	Strokes	Avg.	Low	Low	Low	Top	Top	Top	Best Finish	
				18	36	54	5	10	20		
2008-09	8	24	1886	78.58	73	—	226	0	0	0	32nd
2009-10	12	34	2545	74.85	67	145	217	1	2	3	5th
Career	20	58	4431	76.39	67	145	217	1	2	3	5th

**Tiffany Catafygiotu**

Year	Tourn.Rds.	Strokes	Avg.	Low	Low	Low	Top	Top	Top	Best Finish	
				18	36	54	5	10	20		
2001-02	4	12	972	81.00	75	—	231	0	0	1	19th
2002-03	11	31	2435	78.55	71	159	219	1	0	0	4th
2003-04	7	21	1673	79.67	75	—	235	0	0	1	17th
2004-05	8	24	1891	78.79	73	—	222	0	0	0	21st
Career	30	88	6971	79.22	71	158	219	1	0	2	4th

**Clarissa Childs**

Year	Tourn.Rds.	Strokes	Avg.	Low	Low	Low	Top	Top	Top	Best Finish	
				18	36	54	5	10	20		
1992-93	9	27	2138	79.19	71	154	226	0	2	3	7th
1993-94	10	30	2338	77.93	71	—	224	3	3	7	1st
1994-95	11	34	2584	76.00	72	—	222	3	4	8	3rd
1995-96	11	32	2492	77.88	70	153	224	1	2	5	3rd
Career	41	123	9552	77.66	70	153	222	7	11	23	1st

**Chelsey Couch**

Year	Tourn.Rds.	Strokes	Avg.	Low	Low	Low	Top	Top	Top	Best Finish	
				18	36	54	5	10	20		
2012-13	5	13	1000	76.92	73	—	224	0	0	0	T36th
2013-14	--	--	--	--	--	--	--	--	--	--	--
Career	5	13	1000								





**Abby Derman**

Year	Tourn.	Rds.	Strokes	Avg.	Low	Low	Low	Top	Top	Top	Best
					18	36	54	5	10	20	Finish
1997-98	8	21	1763	83.95	79	—	247	0	0	0	41st
1999-2000	2	6	496	82.67	78	—	247	0	0	0	48th
2000-01	4	12	971	80.92	78	—	233	0	0	1	17th
Career	14	39	3230	82.82	78	—	233	0	0	1	17th

**Laurie Dion**

Year	Tourn.	Rds.	Strokes	Avg.	Low	Low	Low	Top	Top	Top	Best
					18	36	54	5	10	20	Finish
1984-85	6	18	1495	83.06	75	—	237	0	0	1	17th
1985-86	1	3	238	79.33	78	—	238	0	0	0	NA
1987-88	3	9	766	85.11	81	—	253	0	0	0	55th
1988-89	4	12	998	83.17	79	—	244	0	0	1	16th
Career	14	42	3497	83.26	75	—	237	0	0	2	16th

**Justine Dreher**

Year	Tourn.	Rds.	Strokes	Avg.	Low	Low	Low	Top	Top	Top	Best
					18	36	54	5	10	20	Finish
2011-12	8	24	1812	75.50	68	150	221	0	0	3	T12th
2012-13	11	32	2415	75.47	68	—	218	1	1	3	T3rd
2013-14	11	33	2421	73.36	66	149	211	2	5	8	4th
2014-15	11	32	2321	72.53	68	—	207	6	7	9	1st
Career	41	121	8969	74.12	66	149	207	9	13	23	1st

**Debbie Eckroth**

Year	Tourn.	Rds.	Strokes	Avg.	Low	Low	Low	Top	Top	Top	Best
					18	36	54	5	10	20	Finish
1988-89	7	21	1639	78.05	72	—	222	2	2	4	1st
1989-90	12	37	2865	77.43	71	—	225	5	8	9	2nd
1990-91	9	25	1955	78.20	73	157	226	0	4	7	6th
1991-92	9	27	2076	76.89	72	—	224	0	6	7	6th
Career	37	110	8535	77.59	71	157	222	7	20	27	1st

**Cecilia Ekelundh**

Year	Tourn.	Rds.	Strokes	Avg.	Low	Low	Low	Top	Top	Top	Best
					18	36	54	5	10	20	Finish
1998-99	7	19	1465	77.11	73	151	227	1	2	3	5th

**Suzie Ellison**

Year	Tourn.	Rds.	Strokes	Avg.	Low	Low	Low	Top	Top	Top	Best
					18	36	54	5	10	20	Finish
1980-81	2	5	414	82.80	NA	NA	NA	NA	NA	NA	NA
1981-82	8	15	1220	81.33	76	—	232	0	0	2	16th
1982-83	5	14	1153	82.36	78	159	247	NA	NA	NA	NA
Career	12	34	2787	81.97	76	159	232	0	0	2	16th

**Camila Faaborg-Andersen**

Year	Tourn.	Rds.	Strokes	Avg.	Low	Low	Low	Top	Top	Top	Best
					18	36	54	5	10	20	Finish
1996-97	10	30	2332	77.73	71	—	225	0	3	4	6th

**Karin Fries**

Year	Tourn.	Rds.	Strokes	Avg.	Low	Low	Low	Top	Top	Top	Best
					18	36	54	5	10	20	Finish
1994-95	7	22	1779	80.86	74	—	237	0	0	0	25th
1995-96	8	23	1871	81.35	74	160	230	0	0	0	21st
1996-97	8	24	1914	79.75	75	—	234	0	0	1	20th
Career	23	69	5564	80.64	74	160	230	0	0	1	20th

**Liz Galbraith**

Year	Tourn.	Rds.	Strokes	Avg.	Low	Low	Low	Top	Top	Top	Best
					18	36	54	5	10	20	Finish
1984-85	8	23	1910	83.04	78	175	241	0	0	0	47th
1985-86	5	15	1231	82.07	76	—	237	0	0	0	37th
1986-87	3	9	715	79.44	75	—	235	0	0	1	19th
1987-88	9	27	2201	81.52	72	—	235	0	1	1	7th
Career	25	74	6057	81.85	72	175	235	0	1	2	7th

**Adrienne Gautreaux**

Year	Tourn.	Rds.	Strokes	Avg.	Low	Low	Low	Top	Top	Top	Best
					18	36	54	5	10	20	Finish
2001-02	11	34	2596	76.35	69	—	218	2	4	6	4th
2002-03	11	32	2448	76.50	72	—	223	0	1	6	8th
2003-04	11	34	2531	74.44	69	—	218	2	3	8	2nd
Career	33	100	7575	75.75	69	—	218	4	8	20	2nd

**Sofia Gervas**

Year	Tourn.	Rds.	Strokes	Avg.	Low	Low	Low	Top	Top	Top	Best
					18	36	54	5	10	20	Finish
1988-89	4	12	1002	83.50	81	—	246	0	0	0	45th
1989-90	9	27	2197	81.37	73	—	235	0	2	0	8th
1990-91	9	25	2035	81.40	76	161	233	0	1	4	7th
1991-92	4	12	975	81.25	77	—	236	0	0	0	23rd
Career	26	76	6209	81.70	73	161	233	0	3	4	7th

**Lois Kaye Go**

Year	Tourn.	Rds.	Strokes	Avg.	Low	Low	Low	Top	Top	Top	Best
					18	36	54	5	10	20	Finish
2017-18	10	29	2101	72.45	66	150	210	1	3	6	3rd
2018-19	10	28	2039	72.82	69	—	212	4	1	1	3rd
Career	20	57	4140	72.63	66	150	210	5	4	7	3rd

**Margaret Hickey**

Year	Tourn.	Rds.	Strokes	Avg.	Low	Low	Low	Top	Top	Top	Best
					18	36	54	5	10	20	Finish
1989-90	3	9	767	85.22	80	—	252	0	0	1	17th
1990-91	1	3	250	83.33	NA	NA	250	NA	NA	NA	NA
1991-92	6	18	1429	79.39	73	—	232	0	0	2	18th
1992-93	3	9	752	83.56	76	—	239	0	0	1	20th
Career	13	39	3198	82.00	73	—	232	0	0	4	17th

**Katie Rose Higgins**

Year	Tourn.	Rds.	Strokes	Avg.	Low	Low	Low	Top	Top	Top	Best
					18	36	54	5	10	20	Finish
2010-11	11	34	2476	77.88	72	—	221	0	0	0	T24th
2011-12	7	20	1552	77.60	67	160	221	0	0	0	T39th
Career	18	54	4200	77.78	67	160	221	0	0	0	T24th

**Mary Fran Hillow**

Year	Tourn.	Rds.	Strokes	Avg.	Low	Low	Low	Top	Top	Top	Best
					18	36	54	5	10	20	Finish
2012-13	7	22	1707	77.59	72	—	219	0	0	1	T18th
2013-14	7	20	1513	75.65	70	141	221	0	1	1	7th
2014-15	10	30	2259	75.30	65	—	215	1	1	3	T2nd
Career	24	72	5479	76.09	65	141	215	1	2	5	T2nd

**Erika Holmen**

Year	Tourn.	Rds.	Strokes	Avg.	Low	Low	Low	Top	Top	Top	Best
					18	36	54	5	10	20	Finish
2007-08	6	15	1179	78.60	70	—	225	0	0	0	48th

**Libby Howard**

Year	Tourn.	Rds.	Strokes	Avg.	Low	Low	Low	Top	Top	Top	Best
					18	36	54	5	10	20	Finish
1994-95	3	9	733	81.44	79	—	241	0	0	0	47th
1995-96	9	26	2045	78.65	70	156	226	0	1	2	10th
1996-97	9	27	2181	80.78	73	—	228	0	0	2	14th
1997-98	9	27	2174	80.52	77	—	234	0	0	1	17th
Career	30	89	7133	80.15	70	156	226	0	1	5	10th

**Allison Jarrett**

Year	Tourn.	Rds.	Strokes	Avg.	Low	Low	Low	Top	Top	Top	Best
					18	36	54	5	10	20	Finish
1988-89	4	12	1020	85.00	78	—	242	0	0	0	30th
1989-90	2	6	513	85.50	84	—	249	0	0	0	45th
Career	6	18	1533	85.17	78	—	242	0	0	0	30th

**Tara Joy**



**Rebekah Lee**

Year	Tourn.Rds.	Strokes	Avg.	Low	Low	Low	Top	Top	Top	Best	
				18	36	54	5	10	20	Finish	
1993-94	6	18	1427	79.28	73	—	226	0	0	1	12th
1994-95	10	31	2450	79.03	73	—	226	0	0	2	12th
1995-96	11	32	2539	79.34	73	154	227	0	1	3	8th
1996-97	10	31	2444	78.84	72	—	225	0	2	4	6th
Career	37	112	8860	79.11	72	154	225	0	3	10	6th

**Suzie Lee**

Year	Tourn.Rds.	Strokes	Avg.	Low	Low	Low	Top	Top	Top	Best	
				18	36	54	5	10	20	Finish	
2010-11	9	28	2111	75.39	71	—	216	0	1	3	T9th
2011-12	6	18	1375	76.39	68	158	223	0	0	0	T41st
2012-13	11	31	2338	75.42	71	—	217	0	0	2	T14th
2013-14	10	30	2254	75.13	68	148	218	0	0	1	T19th
Career	36	107	8,078	75.50	68	148	216	0	1	6	T9th

**Siew Ai Lim**

Year	Tourn.Rds.	Strokes	Avg.	Low	Low	Low	Top	Top	Top	Best	
				18	36	54	5	10	20	Finish	
1992-93	11	33	2575	78.03	71	156	224	0	4	7	6th
1993-94	11	34	2603	76.56	71	—	224	3	6	9	2nd
1994-95	10	31	2305	74.35	70	—	210	4	10	10	1st
1995-96	11	32	2427	75.84	71	—	218	2	4	9	2nd
Career	43	130	9910	76.23	70	156	210	9	24	35	1st

**Julie Loebes**

Year	Tourn.Rds.	Strokes	Avg.	Low	Low	Low	Top	Top	Top	Best	
				18	36	54	5	10	20	Finish	
1980-81	12	32	2650	82.81	73	163	239	1	2	4	4th
1981-82	3	9	739	82.11	79	—	241	0	0	0	36th
Career	15	41	3389	82.66	73	163	239	1	2	4	4th

**Emma Lofgren**

Year	Tourn.Rds.	Strokes	Avg.	Low	Low	Low	Top	Top	Top	Best	
				18	36	54	5	10	20	Finish	
1996-97	10	30	2389	79.63	74	—	227	0	1	1	10th
1997-98	9	27	2117	78.41	71	—	229	0	2	3	7th
1998-99	11	31	2388	77.03	72	147	222	2	3	5	3rd
1999-2000	9	30	2347	78.23	72	—	225	0	1	2	9th
Career	39	118	9241	78.31	71	147	222	2	7	11	3rd

**Elizabeth Macfie**

Year	Tourn.Rds.	Strokes	Avg.	Low	Low	Low	Top	Top	Top	Best	
				18	36	54	5	10	20	Finish	
1985-86	10	30	2307	76.90	73	—	225	2	4	6	3rd
1986-87	7	21	1630	77.62	71	—	222	1	3	5	3rd
1987-88	9	27	2118	78.44	71	—	225	1	3	6	3rd
Career	26	78	6055	77.63	71	—	222	4	10	17	3rd

**Laura McCaslin**

Year	Tourn.Rds.	Strokes	Avg.	Low	Low	Low	Top	Top	Top	Best	
				18	36	54	5	10	20	Finish	
2003-04	5	15	1183	78.87	72	—	224	0	0	1	17th
2004-05	2	6	492	82.00	81	—	245	0	0	0	33rd
2005-06	7	21	1638	78.00	71	—	219	0	1	2	10th
Career	14	42	3313	78.88	71	—	219	0	1	3	10th

**Kristy McPherson**

Year	Tourn.Rds.	Strokes	Avg.	Low	Low	Low	Top	Top	Top	Best	
				18	36	54	5	10	20	Finish	
1999-2000	10	30	2312	77.07	72	—	219	1	2	5	2nd
2000-01	11	34	2510	73.82	67	—	207	5	8	9	1st
2001-02	11	34	2502	73.59	69	—	209	5	7	9	1st
2002-03	11	31	2276	73.42	68	142	209	7	8	9	1st
Career	43	129	9600	74.42	67	142	207	18	25	32	1st

**Megan Miller**

Year	Tourn.Rds.	Strokes	Avg.	Low	Low	Low	Top	Top	Top	Best	
				18	36	54	5	10	20	Finish	
2003-04	3	9	715	79.44	73	—	226	0	0	0	35th
2004-05	1	3	241	80.33	80	—	241	0	0	0	99th
Career	4	12	956	79.67	73	—	226	0	0	0	35th

**Lotte Moeller**

Year	Tourn.Rds.	Strokes	Avg.	Low	Low	Low	Top	Top	Top	Best	
				18	36	54	5	10	20	Finish	
1997-98	6	18	1395	77.50	74	—	226	0	0	3	11th
1998-99	11	31	2409	77.71	70	150	223	1	3	6	1st
Career	17	49	3804	77.63	70	150	223	1	3	9	1st

**Marianna Monaco**

Year	Tourn.Rds.	Strokes	Avg.	Low	Low	Low	Top	Top	Top	Best	
				18	36	54	5	10	20	Finish	
2015-16	2	6	463	77.17	73	—	229	0	0	0	52nd
2016-17	2	6	458	76.33	70	—	227	0	0	0	42nd
Career	4	12	921	76.75	70	—	227	0	0	0	42nd

**Camila Mori**

Year	Tourn.Rds.	Strokes	Avg.	Low	Low	Low	Top	Top	Top	Best	
				18	36	54	5	10	20	Finish	
2005-06	6	18	1399	77.72	71	—	227	0	0	0	31st
2006-07	9	27	2070	76.67	72	—	218	0	0	2	12th
2007-08	9	28	2158	77.07	72	—	225	0	0	0	24th
Career	24	73	5627	77.08	71	—	218	0	0	2	12th

**Marianne Morris**

Year	Tourn.Rds.	Strokes	Avg.	Low	Low	Low	Top	Top	Top	Best	
				18	36	54	5	10	20	Finish	
1983-84	10	29	2345	80.86	76	156	232	0	1	3	10th
1984-85	10	28	2206	78.79	74	—	227	0	4	4	7th
1985-86	11	31	2370	76.45	68	—	221	1	6	6	4th
1986-87	11	33	2513	76.15	70	155	220	3	5	9	1st
Career	42	121	9434	77.97	68	155	220	4	16	22	1st

**Isidora Nilsson**

Year	Tourn.Rds.	Strokes	Avg.	Low	Low	Low	Top	Top	Top	Best	
				18	36	54	5	10	20	Finish	
2015-16	7	21	1626	77.43	70	—	223	0	0	0	30th
2016-17	4	12	907	75.58	71	—	222	0	0	0	27th
2017-18	1	3	219	73.00	72	—	219	0	0	0	43rd
Career	12	36	2752	76.44	70	—	219	0	0	0	27th

**Julie Norris**

Year	Tourn.Rds.	Strokes	Avg.	Low	Low	Low	Top	Top	Top	Best	
				18	36	54	5	10	20	Finish	
1992-93	2	6	514	85.67	83	—	254	0	0	0	36th
1993-94	4	12	980	81.67	76	—	240	0	0	0	24th
1994-95	10	30	2386	79.53	73	—	230	0	0	3	14th
1995-96	1	3	238	79.33	76	—	238	0	0	0	59th
Career	17	51	4118	80.75	73	—	230	0	0	3	14th

**Ainhua Olarra**

Year	Tourn.Rds.	Strokes	Avg.	Low	Low	Low	Top	Top	Top	Best	
				18	36	54	5	10	20	Finish	
2014-15	5	13	1009	77.61	72	—	225	0	0	0	T30
2015-16	11	34	2529	74.38	69	—	217	0	2	4	8th
2016-17	11	31	2254	72.71	69	—	213	1	5	7	5th
2017-18	9	26	1846	71.00	66	140	205	5	5	6	1st
Career	36	104	7638	73.44	66	140	205	6	12	17	1st

**Jenna Pearson**

Year	Tourn.Rds.	Strokes	Avg.	Low	Low	Low	Top	Top	Top	Best	
				18	36	54	5	10	20	Finish	
2003-04	7	21	1650	78.57	72	—	227	0	0	1	15th
2004-05	11	34	2619	77.03	69	—	217	0	0	3	14th
2005-06	10	30	2285	76.17	70	—	221	0	2	2	6th
2006-07	10	29	2169								



**Sue Redard**

Year	Tourn.Rds.	Strokes	Avg.	Low 18	Low 36	Low 54	Top 5	Top 10	Top 20	Best Finish	
1985-86	4	12	956	79.67	74	—	232	0	0	1	16th
1986-87	3	8	638	79.75	76	154	234	1	1	1	5th
1987-88	4	12	984	82.00	75	—	236	0	0	1	15th
Career	11	32	2578	80.56	74	154	232	1	1	3	5th

**Stefanie Reynolds**

Year	Tourn.Rds.	Strokes	Avg.	Low 18	Low 36	Low 54	Top 5	Top 10	Top 20	Best Finish	
1998-99	11	31	2440	78.71	73	158	225	0	0	1	17th
1999-2000	9	27	2127	78.78	71	—	225	0	0	2	12th
2000-01	7	22	1729	78.59	72	—	227	0	0	0	22nd
Career	27	80	6296	78.70	71	158	225	0	0	3	12th

**Jan Rikard**

Year	Tourn.Rds.	Strokes	Avg.	Low 18	Low 36	Low 54	Top 5	Top 10	Top 20	Best Finish	
1980-81	13	23	1852	80.52	74	150	229	1	3	3	3rd
1981-82	6	18	1402	77.89	69	—	219	2	2	3	1st
Career	19	41	3254	79.37	69	159	219	3	5	6	1st

**Aileen Robertson**

Year	Tourn.Rds.	Strokes	Avg.	Low 18	Low 36	Low 54	Top 5	Top 10	Top 20	Best Finish	
1987-88	5	15	1272	84.80	76	—	246	0	0	1	14th
1988-89	4	12	975	81.25	77	—	236	0	1	1	10th
1989-90	11	33	2622	79.45	72	—	225	1	2	6	2nd
1990-91	9	25	1950	78.00	70	—	223	2	4	8	3rd
Career	29	85	6819	80.22	70	—	223	3	7	16	2nd

**Marci Robinson**

Year	Tourn.Rds.	Strokes	Avg.	Low 18	Low 36	Low 54	Top 5	Top 10	Top 20	Best Finish	
2000-01	10	31	2461	79.39	73	—	226	0	0	1	20th
2001-02	10	31	2435	78.55	73	—	224	0	0	1	18th
2002-03	10	31	2425	78.23	70	154	226	0	0	0	28th
2003-04	8	24	1888	78.67	73	—	225	0	1	1	7th
Career	38	117	9209	78.71	70	154	224	0	1	3	7th

**Caroline Rominger**

Year	Tourn.Rds.	Strokes	Avg.	Low 18	Low 36	Low 54	Top 5	Top 10	Top 20	Best Finish	
2004-05	9	27	2097	77.67	72	—	225	1	1	2	3rd

**Kristin Ruble**

Year	Tourn.Rds.	Strokes	Avg.	Low 18	Low 36	Low 54	Top 5	Top 10	Top 20	Best Finish	
1999-2000	3	9	729	81.00	79	—	241	0	0	0	45th
2000-01	2	6	492	82.00	79	—	243	0	0	0	34th
Career	5	15	1221	81.40	79	—	241	0	0	0	34th

**Cathy Rumfelt**

Year	Tourn.Rds.	Strokes	Avg.	Low 18	Low 36	Low 54	Top 5	Top 10	Top 20	Best Finish	
1987-88	10	30	2456	81.87	75	—	235	0	1	1	9th
1988-89	9	27	2155	79.81	74	—	231	1	3	4	4th
1989-90	11	33	2659	80.58	74	—	234	0	1	4	7th
Career	30	90	7270	80.78	74	—	231	1	5	9	4th

**Cayci Ruppe**

Year	Tourn.Rds.	Strokes	Avg.	Low 18	Low 36	Low 54	Top 5	Top 10	Top 20	Best Finish	
2008-09	5	14	1111	79.36	74	—	229	0	0	0	32nd

**Lise Russell**

Year	Tourn.Rds.	Strokes	Avg.	Low 18	Low 36	Low 54	Top 5	Top 10	Top 20	Best Finish	
1981-82	7	21	1670	79.52	74	—	227	0	1	1	6th
1982-83	1	3	242	80.67	NA	—	242	0	1	1	6th
1983-84	7	18	1362	75.67	74	154	233	0	2	3	8th
Career	15	42	3274	77.95	74	154	227	0	4	5	6th

**Lisa Scally**

Year	Tourn.Rds.	Strokes	Avg.	Low 18	Low 36	Low 54	Top 5	Top 10	Top 20	Best Finish	
1982-83	4	11	950	86.36	85	—	261	0	0	0	78th

**Katy Schlotman**

Year	Tourn.Rds.	Strokes	Avg.	Low 18	Low 36	Low 54	Top 5	Top 10	Top 20	Best Finish	
1997-98	2	6	573	95.50	91	—	283	0	0	0	65th

**Sarah Schmelzel**

Year	Tourn.Rds.	Strokes	Avg.	Low 18	Low 36	Low 54	Top 5	Top 10	Top 20	Best Finish	
2012-13	11	32	2393	74.78	70	—	215	1	2	3	3rd
2013-14	11	33	2442	74.00	68	143	212	1	2	4	2nd
2014-15	7	19	1437	75.63	69	—	218	0	0	1	9th
2015-16	11	34	2489	73.21	69	—	210	2	3	7	1st
Career	40	118	8761	74.25	68	143	210	4	7	15	1st

**Kim Simmons**

Year	Tourn.Rds.	Strokes	Avg.	Low 18	Low 36	Low 54	Top 5	Top 10	Top 20	Best Finish	
1981-82	1	3	251	83.67	82	—	251	0	0	0	72nd
1982-83	4	12	993	82.75	83	—	244	0	0	1	12th
Career	5	15	1244	82.93	82	—	244	0	0	1	12th

**Whitney Simons**

Year	Tourn.Rds.	Strokes	Avg.	Low 18	Low 36	Low 54	Top 5	Top 10	Top 20	Best Finish	
2004-05	7	21	1634	77.81	71	—	224	0	0	2	12th
2005-06	10	30	2277	75.90	71	—	219	0	2	5	6th
2006-07	9	20	1556	77.80	73	158	222	0	0	0	39th
2007-08	12	30	2343	78.10	70	—	224	0	0	0	34th
Career	38	101	7810	77.33	70	158	219	0	2	7	6th

**K Smith**

Year	Tourn.Rds.	Strokes	Avg.	Low 18	Low 36	Low 54	Top 5	Top 10	Top 20	Best Finish	
1985-86	1	3	259	86.33	84	—	259	0	0	0	64th

**Monica Smith**

Year	Tourn.Rds.	Strokes	Avg.	Low 18	Low 36	Low 54	Top 5	Top 10	Top 20	Best Finish	
1997-98	5	15	1336	89.07	82	—	258	0	0	0	64th

**Kim Staples**

Year	Tourn.Rds.	Strokes	Avg.	Low 18	Low 36	Low 54	Top 5	Top 10	Top 20	Best Finish	
1983-84	5	14	1212	86.57	81	167	255	0	0	0	54th

**Lynn Stiffler**

Year	Tourn.Rds.	Strokes	Avg.	Low 18	Low 36	Low 54	Top 5	Top 10	Top 20	Best Finish	
1980-81	13	35	2730	78.00	69	154	218	4	6	7	1st
1981-82	1	3	243	81.00	76	—	243	0	0	0	61st
Career	14	38	2973	78.24	69	154	218	4	6	7	1st

**Amanda Strang**

Year	Tourn.Rds.	Strokes	Avg.	Low 18	Low 36	Low 54	Top 5	Top 10	Top 20	Best Finish	
2009-10	12	34	2575	75.73	70	144	220	1	1	1	3rd
2010-11	11	34	2628	77.29	69	—	223	0	0	0	T28th
2011-12	11	33	2480	75.15	69	156	220	0	1	2	T7th
Career	34	101	7683	76.07	69	144	220	1	2	3	3rd

**Meredith Swanson**

Year	Tourn.Rds.	Strokes	Avg.	Low 18	Low 36	Low 54	Top 5	Top 10	Top 20	Best Finish	
2009-10	5	12	942	78.50	73	154	227	0	0	0	46th
2010-11	5	15	1172	78.13	72	—	220	0	0	1	T17th
2011-12	11	33	2509	76.03	68	159	214	0	1	2	T10th
2012-13	9	26	2012	77.38	70	—	218	0	0	1	T18th
Career	30	86	6635	77.15	68	154	214	0	1	4	T10th



**Samantha Swinehart**

Year	Tourn.Rds.	Strokes	Avg.	Low 18	Low 36	Low 54	Top 5	Top 10	Top 20	Best Finish	
2010-11	11	34	2575	75.74	68	—	217	0	0	4	T11th
2011-12	8	23	1782	77.48	71	159	224	0	0	0	T22nd
2012-13	8	21	1611	76.71	71	—	220	0	0	1	T12th
2013-14	11	33	2413	73.12	66	140	211	2	5	8	T2nd
Career	38	111	8381	75.50	66	140	211	2	5	13	T2nd

**Meredith Taylor**

Year	Tourn.Rds.	Strokes	Avg.	Low 18	Low 36	Low 54	Top 5	Top 10	Top 20	Best Finish	
2007-08	2	6	505	84.17	76	—	241	0	0	0	60th
2008-09	8	24	1868	77.83	74	—	229	0	0	0	40th
Career	10	30	2373	79.10	74	—	229	0	0	0	40th

**Kacy Thompson**

Year	Tourn.Rds.	Strokes	Avg.	Low 18	Low 36	Low 54	Top 5	Top 10	Top 20	Best Finish	
1999-2000	9	27	2134	79.04	73	—	227	0	1	2	6th
2000-01	11	34	2689	79.09	71	—	222	0	0	2	15th
2001-02	11	34	2637	77.56	70	—	221	0	1	3	7th
2002-03	8	22	1710	77.73	74	153	228	1	1	1	1st
Career	39	117	9170	78.38	70	153	221	1	3	8	1st

**Kory Thompson**

Year	Tourn.Rds.	Strokes	Avg.	Low 18	Low 36	Low 54	Top 5	Top 10	Top 20	Best Finish	
2000-01	6	18	1445	80.28	74	—	224	0	0	0	21st
2001-02	4	12	951	79.25	73	—	235	0	0	0	35th
2002-03	6	15	1144	76.27	73	157	221	1	2	2	4th
2003-04	8	24	1931	80.46	74	—	232	0	0	0	27th
Career	24	69	5471	79.29	73	157	221	1	2	2	4th

**Skylar Thompson**

Year	Tourn.Rds.	Strokes	Avg.	Low 18	Low 36	Low 54	Top 5	Top 10	Top 20	Best Finish	
2018-19	4	12	897	74.75	70	--	217	0	0	0	24th
Career	4	12	897	74.75	70	--	217	0	0	0	24th

**Truie Timmons**

Year	Tourn.Rds.	Strokes	Avg.	Low 18	Low 36	Low 54	Top 5	Top 10	Top 20	Best Finish	
1984-85	11	31	2420	78.06	72	149	226	2	2	4	3rd
1985-86	7	21	1643	78.24	72	—	225	1	2	4	4th
1986-87	10	31	2375	76.61	72	—	222	3	5	7	2nd
1987-88	3	9	706	78.44	75	—	232	0	0	2	14th
Career	31	92	7144	77.65	72	149	222	6	9	17	2nd

**Bénédicte Toumpsin**

Year	Tourn.Rds.	Strokes	Avg.	Low 18	Low 36	Low 54	Top 5	Top 10	Top 20	Best Finish	
2006-07	12	28	2117	75.61	69	162	215	1	1	2	2nd
2007-08	13	34	2517	74.03	68	--	214	5	5	6	1st
2008-09	10	30	2217	73.90	68	--	209	2	2	6	1st
2009-10	10	30	2249	74.96	68	154	217	0	0	4	15th
Career	45	122	9100	74.59	68	154	209	8	8	18	1st

**Vikki Valentine**

Year	Tourn.Rds.	Strokes	Avg.	Low 18	Low 36	Low 54	Top 5	Top 10	Top 20	Best Finish	
1988-89	9	27	2221	82.26	75	—	237	0	1	3	7th
1989-90	11	33	2619	79.36	74	—	228	1	4	4	4th
1990-91	9	24	1879	78.29	73	149	226	2	4	6	1st
1991-92	9	27	2088	77.33	71	—	222	3	3	6	3rd
Career	38	111	8807	79.34	71	149	222	6	12	19	1st

**Anita Uwadia**

Year	Tourn.Rds.	Strokes	Avg.	Low 18	Low 36	Low 54	Top 5	Top 10	Top 20	Best Finish	
2016-17	6	18	1367	75.94	69	—	210	0	0	1	11th
2017-18	10	29	2153	74.24	70	147	213	0	0	3	12th
2018-19	10	28	2110	75.35	69	--	218	0	0	1	18th
Career	26	75	5630	75.06	69	147	210	0	0	5	11th

**Marion Veyseyre**

Year	Tourn.Rds.	Strokes	Avg.	Low 18	Low 36	Low 54	Top 5	Top 10	Top 20	Best Finish	
2015-16	7	22	1690	76.82	70	—	219	0	0	1	19th
2016-17	11	31	2328	75.10	69	—	215	0	1	3	10th
2017-18	10	29	2143	73.90	70	154	214	0	0	1	13th
2018-19	10	28	2090	74.64	69	--	217	0	1	2	6th
Career	38	110	8251	75.00	69	154	214	0	2	7	6th

**Beth Ward**

Year	Tourn.Rds.	Strokes	Avg.	Low 18	Low 36	Low 54	Top 5	Top 10	Top 20	Best Finish	
1983-84	5	15	1309	87.27	78	—	251	0	0	0	48th
1984-85	7	19	1554	81.79	78	162	239	0	0	0	26th
Career	12	34	2863	84.21	78	162	239	0	0	0	26th

**Taylor Weaver**

Year	Tourn.Rds.	Strokes	Avg.	Low 18	Low 36	Low 54	Top 5	Top 10	Top 20	Best Finish	
2008-09	1	3	232	77.33	76	—	232	0	0	0	81st
2009-10	1	2	161	80.50	80	161	—	0	0	0	88th
Career	2	5	393	78.60	76	161	232	0	0	0	81st

**Katie Weiss**

Year	Tourn.Rds.	Strokes	Avg.	Low 18	Low 36	Low 54	Top 5	Top 10	Top 20	Best Finish	
1993-94	3	9	773	85.89	82	—	253	0	0	0	64th
1994-95	5	16	1318	82.38	77	—	242	0	0	0	42nd
1995-96	5	15	1208	80.53	74	—	230	0	0	0	22nd
1996-97	2	6	492	82.00	78	—	241	0	0	0	59th
Career	15	46	3791	82.41	74	—	230	0	0	0	22nd

**Lee Whittemore**

Year	Tourn.Rds.	Strokes	Avg.	Low 18	Low 36	Low 54	Top 5	Top 10	Top 20	Best Finish	
1980-81	13	35	2828	80.80	76	163	239	1	1	3	4th
1981-82	2	6	472	78.67	76	—	233	0	0	1	16th
Career	15	41	3300	80.49	76	163	233	1	1	4	4th

**Blythe Worley**

Year	Tourn.Rds.	Strokes	Avg.	Low 18	Low 36	Low 54	Top 5	Top 10	Top 20	Best Finish	
2004-05	6	18	1419	78.83	73	c	226	0	0	0	26th
2005-06	6	18	1382	76.78	73	—	222	0	0	0	36th
2006-07	11	26	1998	76.85	70	149	218	0	2	2	7th
2007-08	13	34	2627	77.26	73	—	222	0	0	1	15th
Career	36	96	7426	77.35	70	149	218	0	2	3	7th

**Jia Xin Yang**

Year	Tourn.Rds.	Strokes	Avg.	Low 18	Low 36	Low 54	Top 5	Top 10	Top 20	Best Finish	
2013-14	2	6	455	75.83	72	—	222	0	0	1	12th
2014-15	10	28	2102	75.07	69	—	218	0	0	0	21st
2015-16	9	25	1941	77.64	71	—	221	0	0	0	22nd
2016-17	9	25	1895	75.80	70	—	220	0	0	0	21st
Career	30	84	6393	76.11	69	—	218	0	0	1	12th

**Kerry Zebick**

Year	Tourn.Rds.	Strokes	Avg.	Low 18	Low 36	Low 54	Top 5	Top 10	Top 20	Best Finish	
1992-93	8	24	1903	79.29	73	158	221	1	0	2	4th
1993-94	4	12	962	80.17	69	—	228	0	1	1	7th
Career	12	36	2865	79.58	69	158	221	1	1	3	4th



# Former Gamecocks on Tour

## Kristy McPherson

## Siew-Ai Lim



**LPGA Tour: 2007-present**

2009 U.S. Solheim Cup Team  
 Top-10 finishes in first three majors of 2009  
 T-2 at Kraft Nabisco; T-5 at LPGA Championship  
 T-7 at Women's British Open

**Duramed FUTURES Tour: 2003-2006**

Two career wins; 14 career top-10 finishes  
 Never missed a cut in 60 events entered

**University of South Carolina: 1999-2003**

Two-time SEC Champion (2001, 2002)  
 School-record six career wins  
 School-record 18 career top-five finishes  
 School-record 25 career top-10 finishes

**LPGA Tour: 1999-2008**

T-2nd at 2004 Kellogg/Keebler Classic  
 Earned career-best \$177,377 in 2004

**Duramed FUTURES Tour: 1997-2000**

Won 2000 Carolina National FUTURES Classic  
 15 career top-10 finishes

**University of South Carolina: 1993-1997**

First Gamecock to win NCAA Regional title (1995)  
 Nine career top-five finishes  
 Career average of 76.23, 13th-best in school history  
 T-9th at 1995 NCAA Championship; then-best finish in school history



**Katie Burnett**  
 LPGA, Ladies  
 European Tour



**Clarissa Childs**  
 LPGA, Duramed



**Katelyn Dambaugh**  
 LPGA, Symetra  
 Tour



**Justine Dreher**  
 LPGA, Ladies



**Debbie Eckroth**  
 Duramed  
 FUTURES



**Cecilia Ekelundh**  
 Ladies European  
 Tour



**Adrienne Gautreaux**  
 Duramed  
 FUTURES



**Tara Joy**  
 Duramed  
 FUTURES



**Siew-Ai Lim**  
 LPGA, Duramed  
 FUTURES



**Rebelah Lee-Owens**  
 Duramed  
 FUTURES



**Nanna Madsen**  
 Ladies European  
 Tour, Symetra Tour



**Kristy McPherson**  
 LPGA, Duramed  
 FUTURES, Symetra  
 Tour



**Camila Mori**  
 Duramed  
 FUTURES



**Marianne Morris**  
 LPGA, Duramed



**Jenna Pearson**  
 Duramed  
 FUTURES



**Aileen Robertson**  
 Duramed  
 FUTURES



**Sarah Schmelzel**  
 LPGA, Symetra  
 Tour



**Bénédicte Toumpsin**  
 Ladies European  
 Tour



**Vikki Valentine**  
 Duramed  
 FUTURES



**Katie Weiss**  
 Duramed  
 FUTURES