



THIS IS GAMECOCK FOOTBALL



JAVON KINLAW
SENIOR
DEFENSIVE TACKLE

2018 IN REVIEW

Eastern Division

| School | SEC | Pct. | PF | PA | Overall | Pct. | PF | PA | Home | Away | Neutral | vs. Div. |
|----------------|-----|------|-----|-----|---------|------|-----|-----|------|------|---------|----------|
| Georgia | 7-1 | .875 | 276 | 151 | 11-3 | .786 | 530 | 269 | 7-0 | 3-1 | 1-2 | 6-0 |
| Kentucky | 5-3 | .625 | 146 | 132 | 10-3 | .769 | 346 | 219 | 6-1 | 3-2 | 1-0 | 4-2 |
| Florida | 5-3 | .625 | 209 | 205 | 10-3 | .769 | 455 | 260 | 5-2 | 4-0 | 1-1 | 3-3 |
| Missouri | 4-4 | .500 | 247 | 196 | 8-5 | .615 | 476 | 331 | 5-2 | 3-2 | 0-1 | 3-3 |
| South Carolina | 4-4 | .500 | 230 | 243 | 7-6 | .538 | 391 | 354 | 5-2 | 2-3 | 0-1 | 3-3 |
| Vanderbilt | 3-5 | .375 | 208 | 235 | 6-7 | .462 | 370 | 346 | 5-2 | 1-4 | 0-1 | 1-5 |
| Tennessee | 2-6 | .250 | 162 | 289 | 5-7 | .417 | 273 | 335 | 4-3 | 1-3 | 0-1 | 1-5 |

Western Division

| School | SEC | Pct. | PF | PA | Overall | Pct. | PF | PA | Home | Away | Neutral | vs. Div. |
|-----------------|-----|-------|-----|-----|---------|------|-----|-----|------|------|---------|----------|
| Alabama# | 8-0 | 1.000 | 374 | 113 | 14-1 | .933 | 684 | 271 | 7-0 | 4-0 | 3-1 | 6-0 |
| LSU | 5-3 | .625 | 237 | 203 | 10-3 | .769 | 421 | 283 | 6-1 | 2-2 | 2-0 | 4-2 |
| Texas A&M | 5-3 | .625 | 242 | 251 | 9-4 | .692 | 468 | 329 | 6-1 | 1-3 | 2-0 | 3-3 |
| Mississippi St. | 4-4 | .500 | 154 | 115 | 8-5 | .615 | 371 | 171 | 6-1 | 2-3 | 0-1 | 4-2 |
| Auburn | 3-5 | .375 | 178 | 197 | 8-5 | .615 | 402 | 249 | 5-2 | 1-3 | 2-0 | 3-3 |
| Ole Miss | 1-7 | .125 | 176 | 328 | 5-7 | .417 | 407 | 434 | 3-4 | 1-3 | 1-0 | 1-5 |
| Arkansas | 0-8 | .000 | 138 | 319 | 2-10 | .167 | 260 | 417 | 2-5 | 0-4 | 0-1 | 0-6 |

#-SEC Champion

2018 All-SEC Teams

Associated Press

First Team Offense

- WR AJ Brown UM
- WR Jerry Jeudy UA
- OT Greg Little UM
- OT Jonah Williams UA
- OG Bunchy Stallings UK
- OG T. Wallace-Simms MU
- OC Ross Pierschbacher UA
- TE Jace Sternberger TAMU
- QB Tua Tagovailoa UA
- RB Benny Snell UK
- RB T. Williams TAMU
- AP **Deebo Samuel** SC

Second Team Offense

- WR Kalija Lipscomb VU
- WR **Deebo Samuel** SC
- OT Martinez Ivey UF
- OT Andrew Thomas UGA
- OG **Zack Bailey** SC
- OG Hjalte Froholdt ARK
- OC Lamont Gaillard UGA
- TE Jared Pinkney VU
- QB Drew Lock MU
- RB D'Andre Swift UGA
- RB Ke'Shawn Vaughn VU
- AP Mecole Hardman UGA

First Team Defense

- DE Jachai Polite UF
- DE Montez Sweat MSU
- DT Jeffery Simmons MSU
- DT Quinnen Williams UA
- LB Josh Allen UK
- LB Deshaun Davis AU
- LB Devin White LSU
- CB Deandre Baker UGA
- CB Greedy Williams LSU
- S Johnathan Abram MSU
- S Grant Delpit LSU

Second Team Defense

- DE Isaiah Buggs UA
- DE Raekwon Davis UA
- DT Derrick Brown AU
- DT Terry Beckner Jr. MU
- LB De'Jon Harris ARK
- LB Erroll Thompson MSU
- LB D'Andre Walker UGA
- CB Cameron Dantzler MSU
- CB Joejuan Williams VU
- S Mike Edwards UK
- S Deionte Thompson UA

First Team Special Teams

- PK Cole Tracy LSU
- P Braden Mann TAMU

Second Team Special Teams

- PK R. Blankenship UGA
- P Z. Von Rosenberg LSU

First Team Offense

- TE Jace Sternberger TAMU
- OL Jonah Williams UA
- OL Andrew Thomas UGA
- OL Greg Little UM
- OL Bunchy Stallings UK
- OC Lamont Gaillard UGA
- WR A.J. Brown UM
- WR Jerry Jeudy UA
- QB Tua Tagovailoa UA
- RB Benny Snell UK
- RB Trayveon Williams TAMU
- AP **Deebo Samuel** SC

Second Team Offense

- TE Irv Smith Jr. UA
- OL Martez Ivey UF
- OL Alex Leatherwood UA
- OL Deion Calhoun MSU
- OL **Zack Bailey** SC
- OC Ross Pierschbacher UA
- WR **Deebo Samuel** SC
- WR Emanuel Hall MU
- QB Drew Lock MU
- RB D'Andre Swift UGA
- RB Damien Harris UA
- AP Lynn Bowden UK

First Team Defense

- DL Quinnen Williams UA
- DL Jeffery Simmons MSU
- DL Jachai Polite UF
- DL Montez Sweat MSU
- LB Josh Allen UK
- LB Devin White LSU
- LB Deshaun Davis AU
- DB Deandre Baker UGA
- DB Grant Delpit LSU
- DB Greedy Williams LSU
- DB Deionte Thompson UA

Second Team Defense

- DL Isaiah Buggs UA
- DL Jonathan Ledbetter UGA
- DL Terry Beckner MU
- DL Derrick Brown AU
- LB Dylan Moses UA
- LB Cale Garrett MU
- LB Mack Wilson UA
- DB CJ Henderson UF
- DB Johnathan Abram MSU
- DB Joejuan Williams VU
- DB DeMarkus Acy MU

First Team Special Teams

- PK Cole Tracy LSU
- P Braden Mann TAMU
- RS **Deebo Samuel** SC

Second Team Special Teams

- PK R. Blankenship UGA
- P **Joseph Charlton** SC
- RS Mecole Hardman UGA

Freshman Offense

- TE Daniel Parker MU
- OL Isaiah Wilson UGA
- OL Cade Mays UGA
- OL **Dylan Wonnun** SC
- OL Ben Brown UM
- WR Jaylen Waddle UA
- WR Seth Williams AU
- QB Justin Fields UGA
- RB Ja'Tarvious Whitlow UA
- RB Tyler Badie MU
- RB JaShaun Corbin TAMU
- AP JaShaun Corbin TAMU

Freshman Defense

- DL Jordan Davis UGA
- DL Phidarian Mathis UA
- DL Bobby Brown TAMU
- DL Tyree Johnson TAMU
- LB Dimitri Moore VU
- LB Jacques Jones UM
- LB Eyabi Anoma UA
- LB DeAndre Square UK
- DB Patrick Surtain II UA
- DB Bryce Thompson UT
- DB **Jaycee Horn** SC
- DB Trey Dean III UF

Freshman Special Teams

- PK Seth Small TAMU
- P Jake Camarda UGA
- RS JaShaun Corbin TAMU

| Team | Score | 1st | Rushing | Passing | Total Offense | Punts | Fumbles | Penalties | KO Ret. | Punt Ret. | Int. Ret. | 3rd | Time of |
|--------------------|-----------|-----------|-----------------|----------------------|-----------------|---------------|------------|--------------|--------------|---------------|-------------|-------------|--------------|
| | | Downs | No-Yds-TD | C-A-I-Yds-TD | Play-Yds-TD | No-Avg | No-Lost | No-Yds | No-Yds | No-Yds | No-Yds | Dns | Poss |
| Coastal | 15 | 20 | 39-126-0 | 13-18-0-112-1 | 57-238-1 | 4-34.2 | 1-1 | 4-36 | 0-0 | 0-0 | 0-0 | 2-9 | 29:58 |
| S. Carolina | 49 | 32 | 38-263-2 | 25-35-0-294-5 | 73-557-7 | 1-46.0 | 2-0 | 9-99 | 5-107 | 1-3 | 0-0 | 5-9 | 30:02 |
| Georgia | 41 | 30 | 52-271-3 | 16-19-1-202-1 | 71-473-4 | 3-41.3 | 1-0 | 4-47 | 0-0 | 1-9 | 2-56 | 4-10 | 35:43 |
| S. Carolina | 17 | 19 | 20-54-0 | 31-48-2-282-2 | 68-336-2 | 5-40.8 | 1-0 | 3-40 | 0-0 | 0-0 | 1-16 | 6-14 | 24:17 |
| S. Carolina | 37 | 28 | 48-273-3 | 19-28-1-261-1 | 76-534-4 | 3-41.7 | 2-2 | 8-54 | 1-34 | 1-5 | 1-0 | 5-12 | 29:44 |
| Vanderbilt | 14 | 22 | 33-92-1 | 19-40-1-192-1 | 73-284-2 | 6-50.0 | 3-1 | 4-21 | 5-116 | 0-0 | 1-7 | 2-14 | 30:16 |
| S. Carolina | 10 | 20 | 35-128-0 | 17-34-3-193-1 | 69-321-1 | 3-51.7 | 3-1 | 11-98 | 2-27 | 2-19 | 1-0 | 5-15 | 25:16 |
| Kentucky | 24 | 19 | 46-195-3 | 13-20-1-132-0 | 66-327-3 | 4-47.5 | 0-0 | 11-115 | 1-42 | 1-7 | 3-27 | 3-11 | 34:44 |
| Missouri | 35 | 23 | 46-286-3 | 17-36-2-204-0 | 82-490-3 | 3-43.3 | 2-0 | 10-83 | 2-33 | 1-12 | 0-0 | 4-16 | 30:28 |
| S. Carolina | 37 | 18 | 47-128-0 | 20-35-0-249-3 | 82-377-3 | 5-32.6 | 1-1 | 9-83 | 6-90 | 1-(-2) | 2-12 | 8-19 | 29:32 |
| Texas A&M | 26 | 25 | 40-105-1 | 25-37-0-353-1 | 77-458-2 | 4-52.2 | 0-0 | 12-117 | 2-48 | 2-15 | 1-0 | 3-13 | 42:20 |
| S. Carolina | 23 | 19 | 18-76-0 | 17-35-1-223-3 | 53-299-3 | 6-50.7 | 1-1 | 4-39 | 2-32 | 2-34 | 0-0 | 2-9 | 17:40 |
| Tennessee | 24 | 23 | 34-144-1 | 27-39-0-207-2 | 73-351-3 | 2-51.0 | 0-0 | 9-75 | 1-27 | 1-7 | 1-0 | 11-16 | 38:33 |
| S. Carolina | 27 | 19 | 40-224-2 | 11-16-1-152-1 | 56-376-3 | 2-50.0 | 0-0 | 2-9 | 4-105 | 0-0 | 0-0 | 4-9 | 21:27 |
| S. Carolina | 48 | 18 | 37-147-3 | 22-32-0-363-2 | 69-510-5 | 4-46.2 | 0-0 | 5-51 | 7-189 | 0-0 | 0-0 | 6-14 | 24:25 |
| Ole Miss | 44 | 34 | 50-237-5 | 31-48-0-379-0 | 98-616-5 | 4-43.2 | 1-1 | 4-35 | 2-43 | 3-13 | 0-0 | 6-17 | 35:35 |
| S. Carolina | 31 | 18 | 36-147-2 | 18-28-1-239-2 | 64-386-4 | 4-43.5 | 0-0 | 7-41 | 4-78 | 0-0 | 0-0 | 7-13 | 24:20 |
| Florida | 35 | 33 | 62-367-4 | 15-21-0-161-1 | 83-528-5 | 3-52.7 | 3-1 | 7-55 | 0-0 | 1-(-4) | 1-0 | 10-16 | 35:40 |
| Chattanooga | 9 | 17 | 24-78-0 | 18-37-1-256-1 | 61-334-1 | 5-39.0 | 2-1 | 6-49 | 0-0 | 0-0 | 0-0 | 3-12 | 28:37 |
| S. Carolina | 49 | 33 | 42-238-3 | 29-36-0-364-4 | 78-602-7 | 2-46.0 | 0-0 | 6-48 | 2-7 | 3-15 | 1-26 | 5-10 | 31:23 |
| S. Carolina | 35 | 29 | 25-90-0 | 32-50-1-510-5 | 75-600-5 | 3-50.0 | 0-0 | 7-48 | 3-55 | 0-0 | 0-0 | 7-14 | 25:09 |
| Clemson | 56 | 38 | 55-351-7 | 27-37-0-393-1 | 92-744-8 | 2-37.0 | 1-1 | 8-79 | 3-52 | 0-0 | 1-3 | 8-13 | 34:51 |
| Akron | 3 | 18 | 40-82-0 | 19-39-0-178-0 | 79-260-0 | 7-39.4 | 6-3 | 3-24 | 1-13 | 2-25 | 2-4 | 4-18 | 36:20 |
| S. Carolina | 28 | 16 | 38-185-0 | 14-27-2-199-3 | 65-384-3 | 6-38.0 | 2-2 | 6-41 | 1-28 | 2-21 | 0-0 | 8-17 | 23:40 |
| S. Carolina | 0 | 12 | 20-33-0 | 17-39-2-218-0 | 59-251-0 | 5-45.2 | 1-0 | 5-35 | 1-62 | 0-0 | 0-0 | 3-13 | 17:25 |
| Virginia | 28 | 28 | 48-205-1 | 22-31-0-208-3 | 79-413-4 | 4-38.2 | 1-1 | 3-30 | 0-0 | 3-31 | 2-60 | 11-17 | 42:35 |

2018 South Carolina Game-by-Game Starters

Offense

| POS. | CCU | UGA | VANDY | UK | MIZZOU | TAMU | TENN | OLEMISS | FLORIDA | CHATT | CLEM | AKRON | UVA |
|------|------------|-------------|-------------|-------------|--------------|------------|--------------|-------------|------------|------------|------------|-------------|-------------|
| WR | Samuel | Samuel | Samuel | Samuel | Samuel | Samuel | Samuel | Dawkins | Samuel | Samuel | Samuel | Samuel | S. Smith |
| WR | S. Smith | S. Smith | S. Smith | S. Smith | Vann | S. Smith | Pollard (TE) | S. Smith | S. Smith | S. Smith | Dawkins | August (TE) | August (TE) |
| WR | Edwards | Edwards | Edwards | Edwards | Pollard (TE) | Edwards | Edwards | Edwards | Edwards | Edwards | Edwards | Edwards | Edwards |
| TE | Crosby | Crosby | Crosby (WR) | August (WR) | Markway | Pollard | August | Crosby | Crosby | Crosby | Crosby | Crosby | Crosby |
| LT | Daley | Daley | Daley | Daley | Daley | Daley | Daley | Young | Daley | Daley | Daley | Daley | Daley |
| LG | Bailey | Bailey | Bailey | Bailey | Bailey | Bailey | Bailey | Bailey | Bailey | Bailey | Bailey | Bailey | Hutcherson |
| C | Stanley | Stanley | Stanley | Stanley | Stanley | Stanley | Stanley | Stanley | Stanley | Stanley | Stanley | Stanley | Manos |
| RG | Hutcherson | Hutcherson | Hutcherson | Hutcherson | Hutcherson | Hutcherson | Hutcherson | Hutcherson | Hutcherson | Hutcherson | Hutcherson | Hutcherson | Stanley |
| RT | Camper | Camper | Camper | Camper | Camper | Camper | Dy. Wonnum | Dy. Wonnum | Dy. Wonnum | Dy. Wonnum | Dy. Wonnum | Dy. Wonnum | Dy. Wonnum |
| QB | Bentley | Bentley | Bentley | Bentley | Scarnecchia | Bentley | Bentley | Bentley | Bentley | Bentley | Bentley | Bentley | Bentley |
| TB | Dowdle | Dowdle (WR) | Dowdle | Dowdle | Dowdle | Dowdle | T. Williams | T. Williams | Denson | Turner | Denson | Dowdle | Dowdle |

Defense

| POS. | CCU | UGA | VANDY | UK | MIZZOU | TAMU | TENN0-0 | OLEMISS | FLORIDA | CHATT | CLEM | AKRON | UVA |
|------|----------------|----------------|----------------|----------------|----------------|----------------|----------------|----------------|-----------|-----------|------------|------------|----------------|
| DE | DJ Wonnum | Sterling | Thomas | Sterling | Sterling | Sterling | DJ Wonnum | DJ Wonnum | DJ Wonnum | DJ Wonnum | B. Johnson | B. Johnson | Allen-Williams |
| DT | J. Kinlaw | J. Kinlaw | J. Kinlaw | J. Kinlaw | J. Kinlaw | J. Kinlaw | J. Kinlaw | J. Kinlaw | J. Kinlaw | J. Kinlaw | J. Kinlaw | J. Kinlaw | Thomas |
| DT | Thomas | Thomas | K. Smith | Thomas | Thomas | Thomas | Thomas | Thomas | K. Smith | K. Smith | K. Smith | K. Smith | K. Smith |
| DE | - | - | Allen-Williams | - | - | Allen-Williams | Allen-Williams | Allen-Williams | Thomas | Thomas | Thomas | Blackshear | Blackshear |
| LB | Allen-Williams | Allen-Williams | Fennell | Allen-Williams | Allen-Williams | Fennell | Fennell | - | - | Fennell | Fennell | - | - |
| LB | Brunson | Brunson | Brunson | Brunson | Brunson | Brunson | Brunson | Brunson | Brunson | Brunson | Brunson | Brunson | Brunson |
| LB | Greene | Greene | Greene | Greene | Greene | Greene | Greene | Greene | Greene | Greene | Greene | Greene | Greene |
| CB | Nixon | Nixon | Nixon | Nixon | Nixon | Horn | Nixon | Nixon | Nixon | Nixon | Nixon | Nixon | Mukuamu |
| S | Montac | Montac | Montac | Montac | Montac | Montac | Montac | Montac | Montac | Horn | Montac | Mukuamu | Montac |
| S | Ibe | Ibe | Ibe | Ibe | J. Williams | J. Williams | J. Williams | J. Williams | Roderick | Roderick | Roderick | Roderick | Roderick |
| CB | Fenton | Fenton | Fenton | Fenton | Fenton | Fenton | Fenton | Fenton | Fenton | Fenton | Fenton | Fenton | Fenton |
| NIK | Horn | Horn | - | Horn | Horn | - | - | Horn | Horn | - | - | Montac | Horn |

2018 South Carolina Game-by-Game Captains

| CCU | UGA | VANDY | UK | MIZZOU | TAMU | TENN | OLEMISS | FLORIDA | CHATT | CLEM | AKRON | UVA |
|---------|----------------|---------|----------------|---------|-------------|------------|-----------|---------|---------|-----------|----------|----------------|
| Bentley | Allen-Williams | Brunson | Allen-Williams | Fennell | Crosby | Brunson | Bailey | Bentley | Brunson | Bailey | Daley | Allen-Williams |
| Brunson | August | Edwards | Bailey | Pollard | Markway | Fennell | Edwards | Fenton | Camper | Brunson | Nixon | Bailey |
| Samuel | Creosby | Fennell | Daley | Samuel | Scarnecchia | Hutcherson | J. Kinlaw | Samuel | Nixon | J. Kinlaw | Samuel | Bentley |
| Stanley | Montac | - | Kinlaw | Stanley | Thomas | - | DJ Wonnum | Thomas | Stanley | Samuel | K. Smith | Brunson |

| | SC | OPP |
|--------------------------------|--------------------|--------------------|
| SCORING | 391 | 354 |
| Points Per Game | 30.1 | 27.2 |
| Points Off Turnovers | 41 | 37 |
| FIRST DOWNS | 281 | 330 |
| Rushing | 104 | 152 |
| Passing | 157 | 151 |
| Penalty | 20 | 27 |
| RUSHING YARDAGE | 1986 | 2539 |
| Yards gained rushing | 2247 | 2913 |
| Yards lost rushing | 261 | 374 |
| Rushing Attempts | 444 | 569 |
| Average Per Rush | 4.5 | 4.5 |
| Average Per Game | 152.8 | 195.3 |
| TDs Rushing | 15 | 29 |
| PASSING YARDAGE | 3547 | 2977 |
| Comp-Att-Int | 272-443-14 | 262-422-6 |
| Average Per Pass | 8.0 | 7.1 |
| Average Per Catch | 13.0 | 11.4 |
| Average Per Game | 272.8 | 229.0 |
| TDs Passing | 32 | 12 |
| TOTAL OFFENSE | 5533 | 5516 |
| Total Plays | 887 | 991 |
| Average Per Play | 6.2 | 5.6 |
| Average Per Game | 425.6 | 424.3 |
| KICK RETURNS: #-Yards | 38-814 | 17-374 |
| PUNT RETURNS: #-Yards | 12-95 | 15-115 |
| INT RETURNS: #-Yards | 6-54 | 14-157 |
| KICK RETURN AVERAGE | 21.4 | 22.0 |
| PUNT RETURN AVERAGE | 7.9 | 7.7 |
| INT RETURN AVERAGE | 9.0 | 11.2 |
| FUMBLES-LOST | 13-7 | 21-10 |
| PENALTIES-Yards | 82-682 | 85-766 |
| Average Per Game | 52.5 | 58.9 |
| PUNTS-Yards | 49-2152 | 51-2244 |
| Average Per Punt | 43.9 | 44.0 |
| Net punt average | 40.8 | 39.0 |
| KICKOFFS-Yards | 73-4422 | 74-4304 |
| Average Per Kick | 60.6 | 58.2 |
| Net kick average | 39.0 | 37.0 |
| TIME OF POSSESSION/Game | 24:57 | 35:03 |
| 3RD-DOWN Conversions | 71/168 | 71/182 |
| 3rd-Down Pct | 42% | 39% |
| 4TH-DOWN Conversions | 10/25 | 11/20 |
| 4th-Down Pct | 40% | 55% |
| SACKS BY-Yards | 26-156 | 23-162 |
| MISC YARDS | 0 | 0 |
| TOUCHDOWNS SCORED | 50 | 42 |
| FIELD GOALS-ATTEMPTS | 13-16 | 21-30 |
| ON-SIDE KICKS | 0-2 | 0-0 |
| RED-ZONE SCORES | (43-56) 77% | (51-62) 82% |
| RED-ZONE TOUCHDOWNS | (32-56) 57% | (37-62) 60% |
| PAT-ATTEMPTS | (46-47) 98% | (39-40) 98% |
| ATTENDANCE | 515396 | 310089 |
| Games/Avg Per Game | 7/73628 | 5/62018 |
| Neutral Site Games | | 1/48263 |

| SCORE BY QUARTERS | 1st | 2nd | 3rd | 4th | Total |
|-------------------|-----|-----|-----|-----|-------|
| South Carolina | 110 | 99 | 103 | 79 | 391 |
| Opponents | 71 | 129 | 75 | 79 | 354 |

| RUSHING | G | Att | Gain | Loss | Net | Avg | TD | Long | Avg/G |
|-----------------------|-----------|------------|-------------|------------|-------------|------------|-----------|-----------|--------------|
| Rico Dowdle | 12 | 123 | 674 | 20 | 654 | 5.3 | 4 | 30 | 54.5 |
| Mon Denson | 9 | 86 | 444 | 12 | 432 | 5.0 | 2 | 69 | 48.0 |
| Ty'Son Williams | 8 | 70 | 341 | 13 | 328 | 4.7 | 4 | 27 | 41.0 |
| A.J. Turner | 12 | 46 | 303 | 9 | 294 | 6.4 | 2 | 30 | 24.5 |
| Deshaun Fenwick | 2 | 21 | 118 | 3 | 115 | 5.5 | 1 | 37 | 57.5 |
| Jake Bentley | 12 | 65 | 222 | 144 | 78 | 1.2 | 2 | 22 | 6.5 |
| Slade Carroll | 2 | 4 | 46 | 0 | 46 | 11.5 | 0 | 28 | 23.0 |
| Deebo Samuel | 12 | 8 | 33 | 7 | 26 | 3.2 | 0 | 11 | 2.2 |
| Dakereon Joyner | 1 | 3 | 24 | 0 | 24 | 8.0 | 0 | 11 | 24.0 |
| Jay Urich | 1 | 1 | 14 | 0 | 14 | 14.0 | 0 | 14 | 14.0 |
| Joseph Charlton | 13 | 1 | 5 | 0 | 5 | 5.0 | 0 | 4 | 0.4 |
| Bailey Hart | 5 | 1 | 5 | 0 | 5 | 5.0 | 0 | 5 | 1.0 |
| Josh Vann | 13 | 1 | 5 | 0 | 5 | 5.0 | 0 | 5 | 0.4 |
| Michael Scarnecchia | 4 | 5 | 13 | 27 | -14 | -2.8 | 0 | 9 | -3.5 |
| TEAM | 9 | 9 | 0 | 26 | -26 | -2.9 | 0 | 0 | -2.9 |
| Total..... | 13 | 444 | 2247 | 261 | 1986 | 4.5 | 15 | 69 | 152.8 |
| Opponents..... | 13 | 569 | 2913 | 374 | 2539 | 4.5 | 29 | 59 | 195.3 |

| PASSING | G | Effic | Cmp-Att-Int | Pct | Yds | TD | Lng | Avg/G |
|-----------------------|-----------|---------------|-------------------|-------------|-------------|-----------|-----------|--------------|
| Jake Bentley | 12 | 146.25 | 240-388-14 | 61.9 | 3171 | 27 | 89 | 264.2 |
| Michael Scarnecchia | 4 | 140.89 | 29-51-0 | 56.9 | 353 | 4 | 37 | 88.2 |
| Dakereon Joyner | 1 | 54.20 | 1-2-0 | 50.0 | 1 | 0 | 1 | 1.0 |
| Jay Urich | 1 | 175.60 | 1-1-0 | 100.0 | 9 | 0 | 9 | 9.0 |
| Deebo Samuel | 12 | 539.20 | 1-1-0 | 100.0 | 13 | 1 | 13 | 1.1 |
| Total..... | 13 | 146.17 | 272-443-14 | 61.4 | 3547 | 32 | 89 | 272.8 |
| Opponents..... | 13 | 127.88 | 262-422-6 | 62.1 | 2977 | 12 | 57 | 229.0 |

| RECEIVING | G | No. | Yds | Avg | TD | Long | Avg/G |
|-----------------------|-----------|------------|-------------|-------------|-----------|-----------|--------------|
| Deebo Samuel | 12 | 62 | 882 | 14.2 | 11 | 89 | 73.5 |
| Bryan Edwards | 13 | 55 | 846 | 15.4 | 7 | 75 | 65.1 |
| Shi Smith | 12 | 45 | 673 | 15.0 | 4 | 53 | 56.1 |
| Josh Vann | 13 | 18 | 118 | 6.6 | 1 | 16 | 9.1 |
| Kiel Pollard | 13 | 15 | 181 | 12.1 | 2 | 67 | 13.9 |
| K.C. Crosby | 12 | 14 | 149 | 10.6 | 0 | 31 | 12.4 |
| Rico Dowdle | 12 | 14 | 133 | 9.5 | 1 | 22 | 11.1 |
| Ty'Son Williams | 8 | 9 | 152 | 16.9 | 0 | 50 | 19.0 |
| Jacob August | 12 | 8 | 81 | 10.1 | 1 | 19 | 6.8 |
| A.J. Turner | 12 | 8 | 75 | 9.4 | 2 | 21 | 6.2 |
| Chavis Dawkins | 11 | 7 | 73 | 10.4 | 1 | 33 | 6.6 |
| Mon Denson | 9 | 6 | 60 | 10.0 | 0 | 23 | 6.7 |
| Kyle Markway | 13 | 3 | 53 | 17.7 | 1 | 27 | 4.1 |
| OrTre Smith | 2 | 3 | 25 | 8.3 | 0 | 11 | 12.5 |
| Randrecous Davis | 6 | 2 | 23 | 11.5 | 1 | 27 | 3.8 |
| Bailey Hart | 5 | 1 | 13 | 13.0 | 0 | 13 | 2.6 |
| Will Register | 4 | 1 | 9 | 9.0 | 0 | 9 | 2.2 |
| Evan Hinson | 11 | 1 | 1 | 1.0 | 0 | 1 | 0.1 |
| Total..... | 13 | 272 | 3547 | 13.0 | 32 | 89 | 272.8 |
| Opponents..... | 13 | 262 | 2977 | 11.4 | 12 | 57 | 229.0 |

| PUNT RETURNS | No. | Yds | Avg | TD | Long |
|-----------------------|-----------|------------|------------|----------|-----------|
| Bryan Edwards | 12 | 95 | 7.9 | 0 | 32 |
| Total..... | 12 | 95 | 7.9 | 0 | 32 |
| Opponents..... | 15 | 115 | 7.7 | 0 | 22 |

| INTERCEPTIONS | No. | Yds | Avg | TD | Long |
|-----------------------|-----------|------------|-------------|----------|-----------|
| Rashad Fenton | 3 | 16 | 5.3 | 0 | 16 |
| Israel Mukuamu | 1 | 26 | 26.0 | 0 | 26 |
| Sherrod Greene | 1 | 12 | 12.0 | 1 | 12 |
| Jamyest Williams | 1 | 0 | 0.0 | 0 | 0 |
| Total..... | 6 | 54 | 9.0 | 1 | 26 |
| Opponents..... | 14 | 157 | 11.2 | 0 | 55 |

| KICK RETURNS | No. | Yds | Avg | TD | Long |
|-----------------------|-----------|------------|-------------|----------|-----------|
| Deebo Samuel | 23 | 570 | 24.8 | 1 | 90 |
| Kyle Markway | 4 | 16 | 4.0 | 0 | 7 |
| A.J. Turner | 4 | 83 | 20.8 | 0 | 27 |
| Keisean Nixon | 3 | 45 | 15.0 | 0 | 19 |
| Daniel Fennell | 2 | 20 | 10.0 | 0 | 11 |
| Shi Smith | 1 | 62 | 62.0 | 0 | 62 |
| Rico Dowdle | 1 | 18 | 18.0 | 0 | 18 |
| Total..... | 38 | 814 | 21.4 | 1 | 90 |
| Opponents..... | 17 | 374 | 22.0 | 0 | 42 |

| FUMBLE RETURNS | No. | Yds | Avg | TD | Long |
|-----------------------|----------|-----------|-------------|----------|-----------|
| Sherrod Greene | 1 | 9 | 9.0 | 0 | 9 |
| Aaron Sterling | 1 | 13 | 13.0 | 0 | 13 |
| Deebo Samuel | 0 | 0 | 0.0 | 1 | 0 |
| Total..... | 2 | 22 | 11.0 | 1 | 13 |
| Opponents..... | 2 | 8 | 4.0 | 1 | 7 |

| SCORING | TD | FGs | PATs | | | | DXP | Saf | Points |
|-----------------------|-----------|--------------|--------------|------------|----------|------------|----------|----------|------------|
| | | | Kick | Rush | Rcv | Pass | | | |
| Parker White | 0 | 13-16 | 45-46 | 0-0 | 0 | 0-0 | 0 | 0 | 84 |
| Deebo Samuel | 13 | 0-0 | 0-0 | 0-0 | 0 | 0-0 | 0 | 0 | 78 |
| Bryan Edwards | 7 | 0-0 | 0-0 | 0-0 | 2 | 0-0 | 0 | 0 | 46 |
| Rico Dowdle | 5 | 0-0 | 0-0 | 0-0 | 0 | 0-0 | 0 | 0 | 30 |
| Ty'Son Williams | 4 | 0-0 | 0-0 | 0-0 | 0 | 0-0 | 0 | 0 | 24 |
| A.J. Turner | 4 | 0-0 | 0-0 | 0-0 | 0 | 0-0 | 0 | 0 | 24 |
| Shi Smith | 4 | 0-0 | 0-0 | 0-0 | 0 | 0-0 | 0 | 0 | 24 |
| Jake Bentley | 2 | 0-0 | 0-0 | 1-1 | 0 | 2-2 | 0 | 0 | 14 |
| Kiel Pollard | 2 | 0-0 | 0-0 | 0-0 | 0 | 0-0 | 0 | 0 | 12 |
| Mon Denson | 2 | 0-0 | 0-0 | 0-0 | 0 | 0-0 | 0 | 0 | 12 |
| Deshaun Fenwick | 1 | 0-0 | 0-0 | 0-0 | 0 | 0-0 | 0 | 0 | 6 |
| Josh Vann | 1 | 0-0 | 0-0 | 0-0 | 0 | 0-0 | 0 | 0 | 6 |
| Randrecous Davis | 1 | 0-0 | 0-0 | 0-0 | 0 | 0-0 | 0 | 0 | 6 |
| Chavis Dawkins | 1 | 0-0 | 0-0 | 0-0 | 0 | 0-0 | 0 | 0 | 6 |
| Jacob August | 1 | 0-0 | 0-0 | 0-0 | 0 | 0-0 | 0 | 0 | 6 |
| Kyle Markway | 1 | 0-0 | 0-0 | 0-0 | 0 | 0-0 | 0 | 0 | 6 |
| Sherrod Greene | 1 | 0-0 | 0-0 | 0-0 | 0 | 0-0 | 0 | 0 | 6 |
| Alexander Woznick | 0 | 0-0 | 1-1 | 0-0 | 0 | 0-0 | 0 | 0 | 1 |
| Total..... | 50 | 13-16 | 46-47 | 1-1 | 2 | 2-2 | 0 | 0 | 391 |
| Opponents..... | 42 | 21-30 | 39-40 | 0-1 | 0 | 0-1 | 0 | 0 | 354 |

| FIELD GOALS | M-A | Pct | 01-19 | 20-29 | 30-39 | 40-49 | 50+ | Lg | Blk |
|--------------|-------|------|-------|-------|-------|-------|-----|----|-----|
| Parker White | 13-16 | 81.2 | 1-1 | 5-5 | 5-6 | 2-4 | 0-0 | 42 | 0 |

| FG SEQUENCE | South Carolina | Opponents |
|------------------|----------------|-----------------------------|
| Coastal Carolina | - | (39),(45),(27) |
| Georgia | (26) | (45),(44) |
| Vanderbilt | (33),(35),(36) | - |
| Kentucky | (29),38 | (29),43 |
| Missouri | (42),(42),(33) | (22),(32),(22),25,(44),(57) |
| Texas A&M | - | (52),42,(20),(32),(39) |
| Tennessee | (19),(25) | (45) |
| Ole Miss | (20),(23) | (25),(26),(31) |
| Florida | (34) | 41 |
| Chattanooga | 40 | 42,(36),39 |
| Clemson | - | 39 |
| Akron | - | (45),52 |
| Virginia | 45 | 33 |

Numbers in (parentheses) indicate field goal was made.

| PUNTING | No. | Yds | Avg | Long | TB | FC | I20 | 50+ | Blkd |
|-----------------------|-----------|-------------|-------------|-----------|----------|-----------|-----------|-----------|----------|
| Joseph Charlton | 48 | 2152 | 44.8 | 66 | 2 | 26 | 16 | 15 | 1 |
| TEAM | 1 | 0 | 0.0 | 0 | 0 | 0 | 0 | 0 | 0 |
| Total..... | 49 | 2152 | 43.9 | 66 | 2 | 26 | 16 | 15 | 1 |
| Opponents..... | 51 | 2244 | 44.0 | 67 | 8 | 11 | 16 | 16 | 0 |

| KICKOFFS | No. | Yds | Avg | TB | OB | Retn | Net | YdLn |
|-----------------------|-----------|-------------|-------------|-----------|----------|------------|-------------|-----------|
| Will Tommie | 41 | 2547 | 62.1 | 31 | 1 | | | |
| Parker White | 19 | 1226 | 64.5 | 12 | 0 | | | |
| Alexander Woznick | 13 | 649 | 49.9 | 5 | 0 | | | |
| Total..... | 73 | 4422 | 60.6 | 48 | 1 | 374 | 39.0 | 25 |
| Opponents..... | 74 | 4304 | 58.2 | 30 | 2 | 814 | 37.0 | 27 |

| TOTAL OFFENSE | G | Plays | Rush | Pass | Total | Avg/G |
|-----------------------|-----------|------------|-------------|-------------|-------------|--------------|
| Jake Bentley | 12 | 453 | 78 | 3171 | 3249 | 270.8 |
| Rico Dowdle | 12 | 123 | 654 | 0 | 654 | 54.5 |
| Mon Denson | 9 | 86 | 432 | 0 | 432 | 48.0 |
| Michael Scarnecchia | 4 | 56 | -14 | 353 | 339 | 84.8 |
| Ty'Son Williams | 8 | 70 | 328 | 0 | 328 | 41.0 |
| A.J. Turner | 12 | 46 | 294 | 0 | 294 | 24.5 |
| Deshaun Fenwick | 2 | 21 | 115 | 0 | 115 | 57.5 |
| Slade Carroll | 2 | 4 | 46 | 0 | 46 | 23.0 |
| Deebo Samuel | 12 | 9 | 26 | 13 | 39 | 3.2 |
| Dakereon Joyner | 1 | 5 | 24 | 1 | 25 | 25.0 |
| Jay Urich | 1 | 2 | 14 | 9 | 23 | 23.0 |
| Josh Vann | 13 | 1 | 5 | 0 | 5 | 0.4 |
| Joseph Charlton | 13 | 1 | 5 | 0 | 5 | 0.4 |
| Bailey Hart | 5 | 1 | 5 | 0 | 5 | 1.0 |
| TEAM | 9 | 9 | -26 | 0 | -26 | -2.9 |
| Total..... | 13 | 887 | 1986 | 3547 | 5533 | 425.6 |
| Opponents..... | 13 | 991 | 2539 | 2977 | 5516 | 424.3 |

| ALL PURPOSE | G | Rush | Rec | PR | KOR | IR | Tot | Avg/G |
|-----------------------|-----------|-------------|-------------|------------|------------|------------|-------------|--------------|
| Deebo Samuel | 12 | 26 | 882 | 0 | 570 | 0 | 1478 | 123.2 |
| Bryan Edwards | 13 | 0 | 846 | 95 | 0 | 0 | 941 | 72.4 |
| Rico Dowdle | 12 | 654 | 133 | 0 | 18 | 0 | 805 | 67.1 |
| Shi Smith | 12 | 0 | 673 | 0 | 62 | 0 | 735 | 61.2 |
| Mon Denson | 9 | 432 | 60 | 0 | 0 | 0 | 492 | 54.7 |
| Ty'Son Williams | 8 | 328 | 152 | 0 | 0 | 0 | 480 | 60.0 |
| A.J. Turner | 12 | 294 | 75 | 0 | 83 | 0 | 452 | 37.7 |
| Kiel Pollard | 13 | 0 | 181 | 0 | 0 | 0 | 181 | 13.9 |
| K.C. Crosby | 12 | 0 | 149 | 0 | 0 | 0 | 149 | 12.4 |
| Josh Vann | 13 | 5 | 118 | 0 | 0 | 0 | 123 | 9.5 |
| Deshaun Fenwick | 2 | 115 | 0 | 0 | 0 | 0 | 115 | 57.5 |
| Jacob August | 12 | 0 | 81 | 0 | 0 | 0 | 81 | 6.8 |
| Jake Bentley | 12 | 78 | 0 | 0 | 0 | 0 | 78 | 6.5 |
| Chavis Dawkins | 11 | 0 | 73 | 0 | 0 | 0 | 73 | 6.6 |
| Kyle Markway | 13 | 0 | 53 | 0 | 16 | 0 | 69 | 5.3 |
| Slade Carroll | 2 | 46 | 0 | 0 | 0 | 0 | 46 | 23.0 |
| Keisean Nixon | 12 | 0 | 0 | 0 | 45 | 0 | 45 | 3.8 |
| Israel Mukuamu | 13 | 0 | 0 | 0 | 0 | 26 | 26 | 2.0 |
| OrTre Smith | 2 | 0 | 25 | 0 | 0 | 0 | 25 | 12.5 |
| Dakereon Joyner | 1 | 24 | 0 | 0 | 0 | 0 | 24 | 24.0 |
| Randrecous Davis | 6 | 0 | 23 | 0 | 0 | 0 | 23 | 3.8 |
| Daniel Fennell | 11 | 0 | 0 | 0 | 20 | 0 | 20 | 1.8 |
| Bailey Hart | 5 | 5 | 13 | 0 | 0 | 0 | 18 | 3.6 |
| Rashad Fenton | 13 | 0 | 0 | 0 | 0 | 16 | 16 | 1.2 |
| Jay Urich | 1 | 14 | 0 | 0 | 0 | 0 | 14 | 14.0 |
| Sherrod Greene | 13 | 0 | 0 | 0 | 0 | 12 | 12 | 0.9 |
| Will Register | 4 | 0 | 9 | 0 | 0 | 0 | 9 | 2.2 |
| Joseph Charlton | 13 | 5 | 0 | 0 | 0 | 0 | 5 | 0.4 |
| Evan Hinson | 11 | 0 | 1 | 0 | 0 | 0 | 1 | 0.1 |
| Michael Scarnecchia | 4 | -14 | 0 | 0 | 0 | 0 | -14 | -3.5 |
| TEAM | 9 | -26 | 0 | 0 | 0 | 0 | -26 | -2.9 |
| Total..... | 13 | 1986 | 3547 | 95 | 814 | 54 | 6496 | 499.7 |
| Opponents..... | 13 | 2539 | 2977 | 115 | 374 | 157 | 6162 | 474.0 |

| No. | PLAYER | GP | -----Tackles----- | | | TFL/Yds | -Sacks- | ---Pass Def--- | | | --Fumbles-- | | Blkd | Saf |
|-----------------------|-----------------------|-----------|-------------------|------------|------------|-----------------|---------------|----------------|-----------|-----------|--------------|-----------|----------|-----|
| | | | Solo | Ast | Total | | | Int-Yds | BrUp | QBH | Rcv-Yds | FF | | |
| 6 | T.J. Brunson | 13 | 59 | 47 | 106 | 10.5-39 | 4.0-27 | . | 1 | 3 | . | 1 | . | . |
| 44 | Sherrod Greene | 13 | 32 | 41 | 73 | 3.0-6 | . | 1-12 | 2 | 1 | 1-9 | 1 | . | . |
| 22 | Steven Montac | 12 | 44 | 28 | 72 | 3.5-7 | 0.5-3 | . | 5 | . | . | . | . | . |
| 9 | Keisean Nixon | 12 | 42 | 21 | 63 | 1.5-2 | . | . | 9 | . | . | . | . | . |
| 10 | R.J. Roderick | 13 | 36 | 20 | 56 | . | . | . | 1 | . | . | 2 | . | . |
| 7 | Jaycee Horn | 11 | 30 | 15 | 45 | 4.0-13 | 2.0-9 | . | 8 | . | . | . | . | . |
| 5 | Keir Thomas | 12 | 22 | 22 | 44 | 3.5-17 | 1.5-13 | . | . | 4 | . | . | . | . |
| 4 | Bryson Allen-Williams | 9 | 28 | 13 | 41 | 10.0-39 | 2.0-10 | . | . | 5 | . | . | . | . |
| 95 | Kobe Smith | 13 | 19 | 20 | 39 | 3.0-15 | 1.5-9 | . | . | 4 | . | . | . | . |
| 3 | Javon Kinlaw | 12 | 21 | 17 | 38 | 10.0-40 | 4.5-31 | . | 5 | 3 | . | 2 | 1 | . |
| 16 | Rashad Fenton | 13 | 25 | 9 | 34 | 2.5-5 | . | 3-16 | 6 | . | . | . | . | . |
| 21 | Jamyest Williams | 8 | 21 | 11 | 32 | 1.0-2 | . | 1-0 | 2 | . | . | . | . | . |
| 30 | Damani Staley | 13 | 13 | 18 | 31 | . | . | . | . | . | 2-0 | . | . | . |
| 35 | Daniel Fennell | 11 | 19 | 10 | 29 | 3.0-9 | 1.0-8 | . | 1 | 1 | . | . | . | . |
| 91 | Shameik Blackshear | 13 | 15 | 12 | 27 | 4.0-13 | 1.0-8 | . | . | 1 | . | . | . | . |
| 19 | Brad Johnson | 13 | 13 | 11 | 24 | 2.5-11 | 2.5-11 | . | 1 | 4 | 1-0 | 1 | . | . |
| 52 | Kingsley Enagbare | 12 | 12 | 8 | 20 | 3.0-11 | 1.0-7 | . | 2 | 3 | . | . | 1 | . |
| 90 | Rick Sandidge | 13 | 9 | 10 | 19 | 2.5-5 | 0.5-2 | . | . | . | . | . | . | . |
| 24 | Israel Mukuamu | 13 | 13 | 4 | 17 | 2.0-5 | . | 1-26 | 1 | . | . | 1 | . | . |
| 53 | Ernest Jones | 5 | 10 | 6 | 16 | . | . | . | . | 2 | 1-0 | 1 | . | . |
| 15 | Aaron Sterling | 8 | 13 | 2 | 15 | 3.0-13 | 1.0-10 | . | . | 3 | 1-13 | . | . | . |
| 26 | Jaylin Dickerson | 10 | 7 | 6 | 13 | . | . | . | . | . | . | . | . | . |
| 42 | Rosendo Louis Jr. | 7 | 8 | 4 | 12 | . | . | . | . | . | 1-0 | . | . | . |
| 8 | D.J. Wonnum | 5 | 6 | 5 | 11 | 3.5-10 | 2.0-5 | . | . | 1 | 1-0 | . | . | . |
| 29 | J.T. Ibe | 4 | 8 | 1 | 9 | . | . | . | . | . | . | . | . | . |
| 17 | Javon Charleston | 7 | 5 | 3 | 8 | . | . | . | . | . | . | . | . | . |
| 36 | Jonathan Gipson | 2 | 4 | 4 | 8 | . | . | . | 1 | . | . | . | . | . |
| 96 | Josh Belk | 6 | 3 | 4 | 7 | . | . | . | 1 | 1 | . | . | . | . |
| 87 | Kiel Pollard | 13 | 7 | . | 7 | . | . | . | . | . | . | . | . | . |
| 40 | Jason Senn | 3 | 3 | 3 | 6 | . | . | . | . | . | . | . | . | . |
| 50 | Griffin Gentry | 4 | 2 | 4 | 6 | . | . | . | . | . | . | . | . | . |
| 99 | Jabari Ellis | 4 | 2 | 4 | 6 | 1.5-4 | 1.0-3 | . | . | . | . | . | . | . |
| 1 | Nick Harvey | 4 | 6 | . | 6 | 1.0-1 | . | . | . | . | . | . | . | . |
| 11 | Eldridge Thompson | 3 | 2 | 3 | 5 | . | . | . | . | . | . | . | . | . |
| 61 | Javion Duncan | 6 | 1 | 3 | 4 | . | . | . | . | . | . | . | . | . |
| 25 | A.J. Turner | 12 | 1 | 3 | 4 | . | . | . | . | . | . | . | . | . |
| 45 | Spencer Eason-Riddle | 13 | 1 | 3 | 4 | 1.0-3 | . | . | . | . | . | . | . | . |
| 94 | M.J. Webb | 9 | 1 | 3 | 4 | 0.5-0 | . | . | . | 1 | . | . | . | . |
| 89 | Bryan Edwards | 13 | 3 | . | 3 | . | . | . | 1 | . | . | . | . | . |
| 47 | Jaylan Foster | 3 | 2 | . | 2 | . | . | . | . | . | . | . | . | . |
| 8 | Randreous Davis | 6 | 1 | . | 1 | . | . | . | . | . | . | . | . | . |
| 40 | Jacob August | 12 | 1 | . | 1 | . | . | . | . | . | . | . | . | . |
| 13 | Shi Smith | 12 | 1 | . | 1 | . | . | . | . | . | . | . | . | . |
| 23 | Korey Banks | 4 | 1 | . | 1 | . | . | . | . | . | . | . | . | . |
| 83 | Chavis Dawkins | 11 | 1 | . | 1 | . | . | . | . | . | . | . | . | . |
| 19 | Jake Bentley | 12 | 1 | . | 1 | . | . | . | . | . | . | . | . | . |
| 5 | Rico Dowdle | 12 | 1 | . | 1 | . | . | . | . | . | . | . | . | . |
| 6 | Josh Vann | 13 | 1 | . | 1 | . | . | . | . | . | . | . | . | . |
| 20 | Joseph Charlton | 13 | 1 | . | 1 | . | . | . | . | . | . | . | . | . |
| 1 | Deebo Samuel | 12 | . | . | . | . | . | . | . | . | 2-0 | . | . | . |
| Total..... | | 13 | 577 | 398 | 975 | 80-270 | 26-156 | 6-54 | 47 | 37 | 10-22 | 9 | 2 | . |
| Opponents..... | | 13 | 532 | 312 | 844 | 62.0-264 | 23-162 | 14-157 | 54 | 43 | 7-8 | 11 | 2 | . |

| TOTAL TACKLES | UA-A | TOT | CCU | UGA | VU | UK | MIZZ | TAMU | TENN | OM | UF | UTC | CU | AKR | UVA |
|-----------------------|-------|-----|-----|-----|-----|-----|------|------|------|------|-----|-----|-----|-----|-----|
| T.J. Brunson | 59-47 | 106 | 6-0 | 4-1 | 3-1 | 3-5 | 7-0 | 3-2 | 7-7 | 4-11 | 8-8 | 3-0 | 3-2 | 3-3 | 5-7 |
| Sherrod Greene | 32-41 | 73 | 1-0 | 2-4 | 3-2 | 1-3 | 2-2 | 10-2 | 3-5 | 1-5 | 1-5 | 2-2 | 2-5 | 3-1 | 1-5 |
| Steven Montac | 44-28 | 72 | 0-1 | 4-3 | 3-2 | 4-3 | 9-0 | 3-1 | 3-0 | 8-4 | 2-9 | DNP | 5-5 | 2-0 | 1-0 |
| Keisean Nixon | 42-21 | 63 | 2-0 | 5-0 | 3-1 | 5-3 | 3-0 | 4-0 | 2-2 | 7-6 | 3-6 | 1-0 | 4-1 | 3-2 | DNP |
| R.J. Roderick | 36-20 | 56 | 1-1 | 2-0 | - | - | 1-0 | 1-0 | 4-1 | 3-10 | 6-3 | 4-0 | 7-3 | 4-0 | 3-2 |
| Jaycee Horn | 30-15 | 45 | 2-1 | 5-0 | 3-1 | 2-2 | 2-1 | 6-1 | 2-2 | 3-2 | 1-2 | 1-0 | DNP | DNP | 3-3 |
| Keir Thomas | 22-22 | 44 | 1-0 | 2-3 | 2-2 | 1-4 | 5-1 | 2-3 | 2-1 | 0-5 | 5-1 | 1-0 | 1-2 | DNP | - |
| Bryson Allen-Williams | 28-13 | 41 | 4-1 | - | 4-3 | 5-0 | 6-0 | 4-3 | 2-2 | 0-2 | DNP | DNP | DNP | DNP | 3-2 |
| Kobe Smith | 19-20 | 39 | 1-0 | 1-0 | 0-1 | 2-1 | 1-1 | 2-2 | 3-0 | 1-4 | 1-3 | - | 4-2 | 1-3 | 2-3 |
| Javon Kinlaw | 21-17 | 38 | 4-1 | 2-1 | 4-1 | 2-3 | 2-0 | 2-0 | 1-1 | 2-3 | 0-3 | 1-0 | 0-2 | 1-2 | DNP |
| Rashad Fenton | 25-9 | 34 | 1-0 | 2-2 | 2-0 | 3-0 | 3-0 | 3-0 | 1-0 | 1-3 | 1-1 | 1-2 | 2-1 | 4-0 | 1-0 |
| Jamyest Williams | 21-11 | 32 | 2-1 | 3-0 | 2-1 | 1-1 | 2-1 | 5-2 | 4-3 | 2-2 | DNP | DNP | DNP | DNP | DNP |
| Damani Staley | 13-18 | 31 | 0-1 | 1-0 | - | - | 1-0 | - | - | 1-4 | 1-4 | 1-0 | 2-3 | 4-2 | 2-4 |
| Daniel Fennell | 19-10 | 29 | 0-1 | 2-0 | 3-1 | 2-1 | 2-1 | 2-1 | 3-0 | 1-1 | 1-2 | 2-0 | 1-2 | DNP | DNP |
| Shameik Blackshear | 15-12 | 27 | 1-0 | 3-1 | 0-1 | - | 3-0 | - | - | 1-1 | 1-4 | 2-0 | 1-3 | 2-0 | 1-2 |
| Brad Johnson | 13-11 | 24 | 0-1 | 1-2 | 1-1 | - | 3-0 | 1-0 | 1-0 | - | 0-2 | 1-0 | 2-2 | 2-2 | 1-1 |
| Kingsley Enagbare | 12-8 | 20 | 1-1 | 1-0 | - | 0-1 | - | 1-0 | 3-0 | - | 0-1 | 2-0 | DNP | 4-2 | 0-3 |
| Rick Sandidge | 9-10 | 19 | 1-0 | 1-0 | - | - | 1-2 | - | 0-1 | 0-1 | - | - | 4-3 | - | 2-3 |
| Israel Mukuamu | 13-4 | 17 | - | 2-1 | - | - | - | - | - | - | - | 1-0 | 2-1 | 4-1 | 4-1 |
| Ernest Jones | 10-6 | 16 | 0-1 | DNP | DNP | DNP | DNP | DNP | DNP | DNP | DNP | 5-0 | 2-3 | 2-1 | 1-1 |
| Aaron Sterling | 13-2 | 15 | 1-0 | 2-1 | 2-0 | 5-1 | 1-0 | 2-0 | - | - | DNP | DNP | DNP | DNP | DNP |
| Jaylin Dickerson | 7-6 | 13 | - | - | - | - | - | 1-0 | - | 3-1 | 3-3 | DNP | DNP | DNP | 0-2 |
| Rosendo Louis Jr. | 8-4 | 12 | 1-1 | 3-0 | DNP | DNP | 0-1 | DNP | DNP | 0-1 | DNP | - | 4-1 | - | DNP |
| D.J. Wonnum | 6-5 | 11 | 2-1 | DNP | DNP | DNP | DNP | DNP | 3-0 | 0-1 | 1-3 | - | DNP | DNP | DNP |
| J.T. Ibe | 8-1 | 9 | 1-0 | 4-1 | 3-0 | - | DNP | DNP | DNP | DNP | DNP | DNP | DNP | DNP | DNP |
| Javon Charleston | 5-3 | 8 | DNP | 1-0 | - | 2-0 | 1-0 | 1-1 | 0-1 | 0-1 | DNP | DNP | DNP | DNP | DNP |
| Jonathan Gipson | 4-4 | 8 | DNP | DNP | DNP | DNP | DNP | DNP | DNP | DNP | DNP | 2-0 | DNP | DNP | 2-4 |
| Josh Belk | 3-4 | 7 | 0-1 | - | DNP | DNP | DNP | DNP | DNP | DNP | DNP | 2-0 | - | 0-1 | 1-2 |
| Kiel Pollard | 7-0 | 7 | - | - | 2-0 | - | 1-0 | - | - | - | - | - | 1-0 | 2-0 | 1-0 |
| Griffin Gentry | 2-4 | 6 | DNP | DNP | DNP | DNP | DNP | DNP | DNP | DNP | DNP | - | 1-0 | 1-0 | 0-4 |
| Jabari Ellis | 2-4 | 6 | - | - | DNP | DNP | DNP | DNP | DNP | DNP | DNP | DNP | DNP | 1-1 | 1-3 |
| Jason Senn | 3-3 | 6 | DNP | DNP | DNP | DNP | DNP | DNP | DNP | DNP | DNP | 3-0 | 0-1 | 0-2 | DNP |
| Nick Harvey | 6-0 | 6 | 3-0 | DNP | 2-0 | 1-0 | - | DNP | DNP | DNP | DNP | DNP | DNP | DNP | DNP |
| Eldridge Thompson | 2-3 | 5 | 1-0 | 0-2 | 1-1 | DNP | DNP | DNP | DNP | DNP | DNP | DNP | DNP | DNP | DNP |
| M.J. Webb | 1-3 | 4 | 1-0 | - | - | DNP | - | DNP | DNP | - | DNP | - | - | 0-1 | 0-2 |
| Spencer Eason-Riddle | 1-3 | 4 | - | - | - | - | - | - | - | - | - | - | - | - | 1-3 |
| Javion Duncan | 1-3 | 4 | - | - | DNP | DNP | DNP | DNP | DNP | DNP | DNP | - | - | - | 1-3 |
| A.J. Turner | 1-3 | 4 | - | - | 0-1 | - | - | DNP | - | - | - | - | - | - | 1-2 |
| Bryan Edwards | 3-0 | 3 | - | - | - | - | - | - | - | - | - | - | 1-0 | 1-0 | 1-0 |
| Jaylan Foster | 2-0 | 2 | DNP | DNP | DNP | DNP | DNP | DNP | DNP | DNP | DNP | 1-0 | DNP | 1-0 | - |
| Randrecous Davis | 1-0 | 1 | - | - | - | - | - | 1-0 | DNP | DNP | DNP | DNP | DNP | DNP | DNP |
| Chavis Dawkins | 1-0 | 1 | DNP | DNP | - | - | - | - | - | - | - | - | - | - | 1-0 |
| Shi Smith | 1-0 | 1 | - | - | - | 1-0 | - | - | - | - | - | - | - | DNP | - |
| Joseph Charlton | 1-0 | 1 | - | - | - | - | - | - | - | - | - | - | - | 1-0 | - |
| Josh Vann | 1-0 | 1 | - | - | - | - | - | 1-0 | - | - | - | - | - | - | - |
| Rico Dowdle | 1-0 | 1 | - | - | - | 1-0 | - | - | - | - | - | DNP | - | - | - |
| Jake Bentley | 1-0 | 1 | - | - | 1-0 | - | DNP | - | - | - | - | - | - | - | - |

Individual Rushing (Att-Yds/TD)

| APLAYER | TOTAL | CCU | UGA | VANDY | UK | MIZZOU | TAMU | TENN | OLEMISS | FLORIDA | CHATT | CLEMSON | AKRON | UVA |
|---------------------|-----------|----------|----------|----------|---------|---------|--------|----------|----------|----------|-----------|-----------|-----------|-----------|
| Rico Dowdle | 123-654/4 | 15-105/1 | 7-18/0 | 20-112/1 | 13-44/0 | 21-53/0 | 7-19/0 | 14-140/1 | 1-(-1)/0 | 2-8/1 | DNP | 4-49/0 | 13-86/0 | 6-21/0 |
| Mon Denson | 86-432/2 | DNP | DNP | 3-4/1 | 7-32/0 | DNP | DNP | 6-30/0 | 12-102/0 | 14-49/0 | 7-28/1 | 17-62/0 | 17-110/0 | 3-15/0 |
| Ty'Son Williams | 70-328/4 | 11-82/1 | 6-26/0 | 7-48/1 | DNP | 15-51/0 | 7-48/0 | 13-34/1 | 7-30/1 | DNP | DNP | DNP | DNP | 4-9/0 |
| A.J. Turner | 46-294/2 | 2-24/0 | 1-3/0 | 9-64/0 | 5-33/0 | 4-7/0 | DNP | - | 5-17/1 | 12-81/0 | 8-65/1 | - | - | - |
| Deshaun Fenwick | 21-115/1 | DNP | DNP | DNP | DNP | DNP | DNP | DNP | DNP | DNP | 17-112/1 | DNP | 4-3/0 | DNP |
| Jake Bentley | 65-78/2 | 4-(-1)/0 | 4-10/0 | 9-45/0 | 8-37/0 | DNP | 4-9/0 | 4-20/0 | 8-8/1 | 6-8/1 | 4-(-12)/0 | 3-(-20)/0 | 4-(-14)/0 | 7-(-12)/0 |
| Slade Carroll | 4-46/0 | 4-46/0 | DNP | DNP | DNP | DNP | DNP | DNP | DNP | DNP | - | DNP | DNP | DNP |
| Deebo Samuel | 8-26/0 | 1-11/0 | 1-(-1)/0 | - | - | 2-3/0 | - | 2-8/0 | - | 1-3/0 | 1-2/0 | - | - | DNP |
| Dakereon Joyner | 3-24/0 | DNP | DNP | DNP | DNP | DNP | DNP | DNP | DNP | DNP | 3-24/0 | DNP | DNP | DNP |
| Jay Urich | 1-14/0 | DNP | DNP | DNP | DNP | DNP | DNP | DNP | DNP | DNP | 1-14/0 | DNP | DNP | DNP |
| Joseph Charlton | 1-5/0 | - | - | - | - | 1-5/0 | - | - | - | - | - | - | - | - |
| Bailey Hart | 1-5/0 | - | DNP | DNP | DNP | 1-5/0 | DNP | DNP | DNP | DNP | - | DNP | - | - |
| Josh Vann | 1-5/0 | - | - | - | - | - | - | - | - | - | 1-5/0 | - | - | - |
| Michael Scarnecchia | 5-(-14)/0 | - | DNP | DNP | 2--18/0 | 3-4/0 | DNP | DNP | DNP | DNP | - | DNP | DNP | DNP |
| TEAM | 9-(-26)/0 | 1-(-4)/0 | 1-(-2)/0 | - | - | - | - | 1-(-8)/0 | 4-(-9)/0 | 1-(-2)/0 | - | 1-(-1)/0 | - | - |

Individual Passing (Cmp-Att-Int-Yds-TD)

| | BENTLEY | SCARNECCHIA | SAMUEL | JOYNER | URICH |
|-------------|---------------|---------------|------------|-----------|-----------|
| Coastal | 22-29-0-250-4 | 3-6-0-44-1 | 0-0-0-0-0 | DNP | DNP |
| Georgia | 30-47-2-269-1 | DNP | 1-1-0-13-1 | DNP | DNP |
| Vanderbilt | 19-28-1-261-1 | DNP | 0-0-0-0-0 | DNP | DNP |
| Kentucky | 13-28-3-148-1 | 4-6-0-45-0 | 0-0-0-0-0 | DNP | DNP |
| Missouri | DNP | 20-35-0-249-3 | 0-0-0-0-0 | DNP | DNP |
| Texas A&M | 17-35-1-223-3 | DNP | 0-0-0-0-0 | DNP | DNP |
| Tennessee | 11-16-1-152-1 | DNP | 0-0-0-0-0 | DNP | DNP |
| Ole Miss | 22-32-0-363-2 | DNP | 0-0-0-0-0 | DNP | DNP |
| Florida | 18-28-1-239-2 | DNP | 0-0-0-0-0 | DNP | DNP |
| Chattanooga | 25-29-0-339-4 | 2-4-0-15-0 | 0-0-0-0-0 | 1-2-0-1-0 | 1-1-0-9-0 |
| Clemson | 32-50-1-510-5 | DNP | 0-0-0-0-0 | DNP | DNP |
| Akron | 14-27-2-199-3 | DNP | 0-0-0-0-0 | DNP | DNP |
| Virginia | 17-40-2-218-0 | DNP | DNP | DNP | DNP |

Individual Receiving (Rec-Yds/TD)

| PLAYER | TOTAL | CCU | UGA | VANDY | UK | MIZZOU | TAMU | TENN | OLEMISS | FLORIDA | CHATT | CLEMSON | AKRON | UVA |
|------------------|-----------|--------|---------|---------|--------|--------|--------|--------|---------|---------|---------|----------|---------|--------|
| Deebo Samuel | 62-882/11 | 7-56/1 | 6-33/0 | 7-56/0 | 2-61/1 | 4-88/1 | 7-88/1 | 3-8/1 | 3-17/0 | 4-120/0 | 5-112/1 | 10-210/3 | 4-33/2 | DNP |
| Bryan Edwards | 55-846/7 | 4-53/1 | 7-111/2 | 3-47/0 | 3-25/0 | 7-73/2 | 4-42/0 | 3-96/0 | 4-109/1 | 3-34/0 | 4-69/0 | 5-41/0 | 5-109/1 | 3-37/0 |
| Shi Smith | 45-673/4 | 4-61/0 | 2-11/0 | 5-119/1 | 4-40/0 | 3-32/0 | 3-51/1 | - | 3-82/0 | 2-24/0 | 4-68/1 | 9-109/1 | DNP | 6-76/0 |
| Kiel Pollard | 15-181/2 | 2-12/1 | 1-5/0 | 1-12/0 | 2-6/0 | 2-14/0 | 1-3/0 | 1-10/0 | - | - | 2-19/0 | 2-94/1 | 1-6/0 | - |
| Ty'Son Williams | 9-152/0 | 1-15/0 | 2-11/0 | 1-5/0 | DNP | - | - | 2-16/0 | 3-105/0 | DNP | DNP | DNP | DNP | - |
| K.C. Crosby | 14-149/0 | 1-14/0 | 2-25/0 | 1-13/0 | DNP | - | - | 1-15/0 | 2-11/0 | 2-11/0 | 1-5/0 | 1-7/0 | - | 3-48/0 |
| Rico Dowdle | 14-133/1 | 1-22/1 | 4-36/0 | 1-9/0 | 2-29/0 | 3-15/0 | - | - | - | - | DNP | 2-16/0 | - | 1-6/0 |
| Josh Vann | 18-118/1 | 2-10/0 | 2-29/0 | - | 2-20/0 | - | - | 1-7/0 | 3-13/1 | 2-10/0 | 4-15/0 | - | 2-14/0 | - |
| Jacob August | 8-81/1 | - | - | - | - | DNP | 1-6/0 | - | 1-4/0 | 2-14/1 | - | 1-17/0 | 2-37/0 | 1-3/0 |
| A.J. Turner | 8-75/2 | - | 1-4/0 | - | 2-12/0 | - | DNP | - | 1-21/0 | 1-4/0 | 3-34/2 | - | - | - |
| Chavis Dawkins | 7-73/1 | DNP | DNP | - | - | - | 1-33/1 | - | 1-0/0 | 1-3/0 | 3-24/0 | - | - | 1-13/0 |
| Mon Denson | 6-60/0 | DNP | DNP | - | - | DNP | DNP | - | 1-1/0 | - | 1-8/0 | 2-16/0 | - | 2-35/0 |
| Kyle Markway | 3-53/1 | - | 1-7/0 | - | - | 1-27/0 | - | - | - | 1-19/1 | - | - | - | - |
| OrTre Smith | 3-25/0 | 1-11/0 | 2-14/0 | DNP | DNP | DNP | DNP | DNP | DNP | DNP | DNP | DNP | DNP | DNP |
| Randrecous Davis | 2-23/1 | 1-27/1 | 1--4/0 | - | - | - | - | DNP | DNP | DNP | DNP | DNP | DNP | DNP |
| Bailey Hart | 1-13/0 | 1-13/0 | DNP | DNP | DNP | - | DNP | DNP | DNP | DNP | - | DNP | - | - |
| Will Register | 1-9/0 | - | DNP | DNP | DNP | DNP | DNP | DNP | DNP | DNP | 1-9/0 | DNP | - | - |
| Evan Hinson | 1-1/0 | - | - | DNP | DNP | - | - | - | - | - | 1-1/0 | - | - | - |

Game-by-Game Leaders

| Opponent | Rushing | Passing | Receiving (No.) | Receiving (Yds.) | Tackles |
|-------------|------------------|---------------------------|-----------------------------|------------------|-------------------------------|
| Coastal | Dowdle 15-105/1 | Bentley 22-29-0-250-4 | Samuel 7-56-1 | S. Smith 4-61-0 | Brunson 6-0-6 |
| Georgia | Williams 6-26/0 | Bentley 30-47-2-269-1 | Edwards 7-111-2 | Edwards 7-111-2 | Montac 4-3-7 |
| Vanderbilt | Dowdle 20-112/1 | Bentley 19-28-1-261-1 | Samuel 7-56-0 | S. Smith 5-119-1 | Allen-Williams 4-3-7 |
| Kentucky | Dowdle 13-44/0 | Bentley 13-28-3-148-1 | S. Smith 4-40-0 | Samuel 2-61-1 | Nixon 5-3-8/Brunson 3-5-8 |
| Missouri | Dowdle 21-53/0 | Scarnecchia 20-35-0-249-3 | Edwards 7-73-2 | Samuel 4-88-1 | Montac 9-0-9 |
| Texas A&M | Williams 7-48/0 | Bentley 17-35-1-223-3 | Bentley 7-88-1 | Samuel 7-88-1 | Greene 10-2-12 |
| Tennessee | Dowdle 14-140/1 | Bentley 11-16-1-152-1 | Edwards 3-96-0/Samuel 3-8-1 | Edwards 3-96-0 | Brunson 7-7-14 |
| Ole Miss | Denson 12-102/0 | Bentley 22-32-0-363-2 | Edwards 4-109-1 | Edwards 4-109-1 | Brunson 4-11-15 |
| Florida | Turner 12-81/0 | Bentley 18-28-1-239-2 | Samuel 4-120-0 | Samuel 4-120-0 | Brunson 8-8-16 |
| Chattanooga | Fenwick 17-112/1 | Bentley 25-29-0-339-4 | Samuel 5-112-1 | Samuel 5-112-1 | Jones 5-0-5 |
| Clemson | Denson 17-64/0 | Bentley 32-50-1-510-5 | Samuel 10-210-3 | Samuel 10-210-3 | Roderick 7-3-10/Montac 5-5-10 |
| Akron | Denson 17-110/0 | Bentley 14-27-2-199-3 | Edwards 5-109-1 | Edwards 5-109-1 | Three with 6 |
| Virginia | Dowdle 6-21/0 | Bentley 17-40-2-218-0 | S. Smith 6-76-0 | S. Smith 6-76-0 | Brunson 5-7-12 |

Carolina Team Game Highs

| | | |
|------------------|------|---|
| Rushes | 48 | at Vanderbilt (Sep 22, 2018) |
| Yards Rushing | 273 | at Vanderbilt (Sep 22, 2018) |
| Yards Per Rush | 6.9 | vs Coastal Carolina (Sep 01, 2018) |
| TD Rushes | 3 | at Vanderbilt (Sep 22, 2018) at Ole Miss (Nov 03, 2018) vs Chattanooga (Nov 17, 2018) |
| Pass attempts | 50 | at Clemson (Nov 24, 2018) |
| Pass completions | 32 | at Clemson (Nov 24, 2018) |
| Yards Passing | 510 | at Clemson (Nov 24, 2018) |
| Yards Per Pass | 11.3 | at Ole Miss (Nov 03, 2018) |
| TD Passes | 5 | vs Coastal Carolina (Sep 01, 2018) at Clemson (Nov 24, 2018) |
| Total Plays | 82 | vs Missouri (Oct 06, 2018) |
| Total Offense | 602 | vs Chattanooga (Nov 17, 2018) |
| Yards Per Play | 8.0 | at Clemson (Nov 24, 2018) |
| Points | 49 | vs Coastal Carolina (Sep 01, 2018) vs Chattanooga (Nov 17, 2018) |
| Sacks By | 5 | vs Akron (Dec 01, 2108) |
| First Downs | 33 | vs Chattanooga (Nov 17, 2018) |
| Penalties | 11 | at Kentucky (Sep 29, 2018) |
| Penalty Yards | 99 | vs Coastal Carolina (Sep 01, 2018) |
| Turnovers | 4 | at Kentucky (Sep 29, 2018) vs Akron (Dec 01, 2108) |
| Interceptions By | 2 | vs Missouri (Oct 06, 2018) |
| Punts | 6 | vs Texas A&M (Oct 13, 2018) vs Akron (Dec 01, 2108) |
| Punting Avg | 51.7 | at Kentucky (Sep 29, 2018) |
| Long Punt | 66 | at Kentucky (Sep 29, 2018) |
| Punts inside 20 | 4 | vs Akron (Dec 01, 2108) |
| Long Punt Return | 32 | vs Texas A&M (Oct 13, 2018) |

Carolina Individual Game Highs

| | | |
|---------------------|------|--|
| Rushes | 21 | Rico Dowdle vs Missouri (Oct 06, 2018) |
| Yards Rushing | 140 | Rico Dowdle vs Tennessee (Oct 27, 2018) |
| TD Rushes | 1 | 15 players tied |
| Long Rush | 69 | Mon Denson at Ole Miss (Nov 03, 2018) |
| Pass attempts | 50 | Jake Bentley at Clemson (Nov 24, 2018) |
| Pass completions | 32 | Jake Bentley at Clemson (Nov 24, 2018) |
| Yards Passing | 510 | Jake Bentley at Clemson (Nov 24, 2018) |
| TD Passes | 5 | Jake Bentley at Clemson (Nov 24, 2018) |
| Long Pass | 89 | Jake Bentley at Florida (Nov 10, 2018) |
| Receptions | 10 | Deebo Samuel at Clemson (Nov 24, 2018) |
| Yards Receiving | 210 | Deebo Samuel at Clemson (Nov 24, 2018) |
| TD Receptions | 3 | Deebo Samuel at Clemson (Nov 24, 2018) |
| Long Reception | 89 | Deebo Samuel at Florida (Nov 10, 2018) |
| Field Goals | 3 | Parker White at Vanderbilt (Sep 22, 2018) Parker White vs Missouri (Oct 06, 2018) |
| Long Field Goal | 42 | Parker White vs Missouri (Oct 06, 2018) |
| Punts | 6 | Joseph Charlton vs Texas A&M (Oct 13, 2018) Joseph Charlton vs Akron (Dec 01, 2018) |
| Punting Avg | 51.7 | Joseph Charlton at Kentucky (Sep 29, 2018) |
| Long Punt | 66 | Joseph Charlton at Kentucky (Sep 29, 2018) |
| Punts inside 20 | 4 | Joseph Charlton vs Akron (Dec 01, 2018) |
| Long Punt Return | 32 | Bryan Edwards vs Texas A&M (Oct 13, 2018) |
| Long Kickoff Return | 90 | Deebo Samuel at Ole Miss (Nov 03, 2018) |
| Tackles | 16 | T.J. Brunson at Florida (Nov 10, 2018) |
| Sacks | 2.0 | Javon Kinlaw at Vanderbilt (Sep 22, 2018) D.J. Wonnum vs Tennessee (Oct 27, 2018) T.J. Brunson at Florida (Nov 10, 2018) |
| Tackles For Loss | 3.5 | T.J. Brunson at Ole Miss (Nov 03, 2018) |
| Interceptions | 1 | 6 times |

Opponent Team Game Highs

| | | |
|------------------|------|-----------------------------|
| Rushes | 62 | at Florida (Nov 10, 2018) |
| Yards Rushing | 367 | at Florida (Nov 10, 2018) |
| Yards Per Rush | 6.4 | at Clemson (Nov 24, 2018) |
| TD Rushes | 7 | at Clemson (Nov 24, 2018) |
| Pass attempts | 48 | at Ole Miss (Nov 03, 2018) |
| Pass completions | 31 | at Ole Miss (Nov 03, 2018) |
| Yards Passing | 393 | at Clemson (Nov 24, 2018) |
| Yards Per Pass | 10.6 | vs Georgia (Sep 08, 2018) |
| TD Passes | 3 | vs Virginia (Dec 29, 2018) |
| Total Plays | 98 | at Ole Miss (Nov 03, 2018) |
| Total Offense | 744 | at Clemson (Nov 24, 2018) |
| Yards Per Play | 8.1 | at Clemson (Nov 24, 2018) |
| Points | 56 | at Clemson (Nov 24, 2018) |
| Sacks By | 4 | at Kentucky (Sep 29, 2018) |
| First Downs | 38 | at Clemson (Nov 24, 2018) |
| Penalties | 12 | vs Texas A&M (Oct 13, 2018) |
| Penalty Yards | 117 | vs Texas A&M (Oct 13, 2018) |
| Turnovers | 3 | vs Akron (Dec 01, 2108) |
| Interceptions By | 3 | at Kentucky (Sep 29, 2018) |
| Punts | 7 | vs Akron (Dec 01, 2108) |
| Punting Avg | 52.7 | at Florida (Nov 10, 2018) |
| Long Punt | 67 | vs Texas A&M (Oct 13, 2018) |
| Punts inside 20 | 4 | at Kentucky (Sep 29, 2018) |
| Long Punt Return | 22 | vs Akron (Dec 01, 2108) |

Opponent Individual Game Highs

| | | |
|---------------------|------|---|
| Rushes | 28 | Benny Snell, at Kentucky (Sep 29, 2018) Travis Etienne, at Clemson (Nov 24, 2018) |
| Yards Rushing | 159 | Jordan Scarlett, at Florida (Nov 10, 2018) |
| TD Rushes | 3 | Scottie Phillips, at Ole Miss (Nov 03, 2018) |
| Long Rush | 59 | Damarea Crockett, vs Missouri (Oct 06, 2018) |
| Pass attempts | 46 | Jordan Ta'amu, at Ole Miss (Nov 03, 2018) |
| Pass completions | 31 | Jordan Ta'amu, at Ole Miss (Nov 03, 2018) |
| Yards Passing | 393 | Trevor Lawrence, at Clemson (Nov 24, 2018) |
| TD Passes | 3 | Bryce Perkins, vs Virginia (Dec 29, 2018) |
| Long Pass | 57 | Nick Tiano, vs Chattanooga (Nov 17, 2018) |
| Receptions | 12 | Olamide Zaccheaus, vs Virginia (Dec 29, 2018) |
| Yards Receiving | 145 | Jace Sternberger, vs Texas A&M (Oct 13, 2018) |
| TD Receptions | 3 | Olamide Zaccheaus, vs Virginia (Dec 29, 2018) |
| Long Reception | 57 | Bryce Nunnally, vs Chattanooga (Nov 17, 2018) |
| Field Goals | 5 | Tucker McCann, vs Missouri (Oct 06, 2018) |
| Long Field Goal | 57 | Tucker McCann, vs Missouri (Oct 06, 2018) |
| Punts | 7 | Nick Gasser, vs Akron (Dec 01, 2018) |
| Punting Avg | 60.0 | Tommy Townsend, at Florida (Nov 10, 2018) |
| Long Punt | 67 | Braden Mann, vs Texas A&M (Oct 13, 2018) |
| Punts inside 20 | 4 | Max Duffy, at Kentucky (Sep 29, 2018) |
| Long Punt Return | 22 | Jeremiah Knight, vs Akron (Dec 01, 2018) |
| Long Kickoff Return | 42 | Lynn Bowden, at Kentucky (Sep 29, 2018) |
| Tackles | 11 | Terez Hall, vs Missouri (Oct 06, 2018) Mohamed Sanogo, at Ole Miss (Nov 03, 2018) Tavon Lawson, vs Chattanooga (Nov 17, 2018) |
| Sacks | 3.0 | Josh Allen, at Kentucky (Sep 29, 2018) |
| Tackles For Loss | 4.0 | Josh Allen, at Kentucky (Sep 29, 2018) |
| Interceptions | 1 | 14 players tied |

South Carolina

| Coastal Carolina | Qtr | Plays | Yards | TOP | Result |
|---------------------------------------|-----|-------|-------|------|--------|
| Dowdle 5-yard run | 1 | 8 | 80 | 2:58 | TD |
| Pollard 8-yard pass from Bentley | 1 | 10 | 69 | 4:38 | TD |
| Edwards 24-yard pass from Bentley | 2 | 14 | 72 | 5:58 | TD |
| Dowdle 22-yard pass from Bentley | 2 | 5 | 76 | 0:45 | TD |
| Williams 9-yard run | 3 | 7 | 64 | 3:00 | TD |
| Samuel 8-yard pass from Bentley | 3 | 11 | 77 | 3:47 | TD |
| Davis 27-yard pass from Scarnecchia | 4 | 7 | 89 | 3:04 | TD |
| Georgia | | | | | |
| Edwards 13-yard pass from Samuel | 1 | 11 | 75 | 4:32 | TD |
| White 26-yard field goal | 2 | 14 | 71 | 5:39 | FG |
| Edwards 44-yard pass from Bentley | 4 | 4 | 59 | 1:28 | TD |
| Vanderbilt | | | | | |
| S. Smith 38-yard pass from Bentley | 1 | 3 | 75 | 0:55 | TD |
| White 33-yard field goal | 1 | 13 | 59 | 5:36 | FG |
| Dowdle 2-yard run | 2 | 4 | 65 | 1:18 | TD |
| White 35-yard field goal | 2 | 7 | 36 | 1:10 | FG |
| White 36-yard field goal | 3 | 10 | 61 | 2:40 | FG |
| Denson 1-yard run | 3 | 2 | 6 | 0:30 | TD |
| T. Williams 1-yard run | 4 | 8 | 49 | 3:50 | TD |
| Kentucky | | | | | |
| White 29-yard field goal | 1 | 13 | 72 | 4:55 | FG |
| Samuel 58-yard pass from Bentley | 3 | 4 | 75 | 1:44 | TD |
| Missouri | | | | | |
| Edwards 5-yard pass from Scarnecchia | 1 | 3 | 37 | 0:56 | TD |
| Edwards 17-yard pass from Scarnecchia | 2 | 5 | 68 | 1:56 | TD |
| Samuel 8-yard pass from Scarnecchia | 3 | 12 | 66 | 4:45 | TD |
| White 42-yard field goal | 3 | 9 | 29 | 2:00 | FG |
| White 42-yard field goal | 4 | 12 | 40 | 4:38 | FG |
| White 33-yard field goal | 4 | 9 | 53 | 1:16 | FG |
| Texas A&M | | | | | |
| S. Smith 22-yard pass from Bentley | 3 | 10 | 82 | 3:35 | TD |
| Dawkins 33-yard pass from Bentley | 3 | 7 | 88 | 2:43 | TD |
| Samuel 6-yard pass from Bentley | 4 | 5 | 75 | 0:48 | TD |
| Tennessee | | | | | |
| White 19-yard field goal | 1 | 11 | 68 | 4:16 | FG |
| Samuel 3-yard pass from Bentley | 2 | 8 | 60 | 1:22 | TD |
| Dowdle 1-yard run | 3 | 7 | 66 | 1:57 | TD |
| Williams 1-yard run | 3 | 4 | 75 | 1:42 | TD |
| White 25-yard field goal | 4 | 9 | 57 | 3:55 | FG |
| Ole Miss | | | | | |
| Williams 2-yard run | 1 | 8 | 75 | 2:03 | TD |
| White 20-yard field goal | 1 | 9 | 73 | 3:25 | FG |
| Edwards 75-yard pass from Bentley | 2 | 1 | 75 | 0:11 | TD |
| White 23-yard field goal | 2 | 11 | 72 | 4:14 | FG |
| Vann 5-yard pass from Bentley | 3 | 7 | 71 | 1:49 | TD |
| Turner 3-yard run | 4 | 8 | 47 | 3:06 | TD |
| Bentley 4-yard run | 4 | 4 | 73 | 1:14 | TD |
| Florida | | | | | |
| August 2-yard pass from Bentley | 1 | 13 | 83 | 5:43 | TD |
| Markway 19-yard pass from Bentley | 1 | 6 | 84 | 1:41 | TD |
| Bentley 1-yard run | 2 | 12 | 71 | 4:27 | TD |
| White 34-yard field goal | 3 | 5 | 14 | 0:54 | FG |
| Dowdle 4-yard run | 3 | 4 | 93 | 1:59 | TD |
| Chattanooga | | | | | |
| Turner 16-yard pass from Bentley | 1 | 10 | 75 | 3:44 | TD |
| Turner 6-yard pass from Bentley | 1 | 11 | 61 | 4:00 | TD |
| Turner 11-yard run | 2 | 4 | 68 | 1:11 | TD |
| Denson 1-yard run | 2 | 8 | 70 | 1:36 | TD |
| S. Smith 53-yard pass from Bentley | 3 | 5 | 70 | 1:28 | TD |
| Samuel 61-yard pass from Bentley | 4 | 3 | 74 | 0:36 | TD |
| Fenwick 2-yard run | 4 | 9 | 75 | 3:22 | TD |
| Clemson | | | | | |
| Samuel 9-yard pass from Bentley | 1 | 12 | 75 | 4:19 | TD |
| Pollard 67-yard pass from Bentley | 2 | 3 | 73 | 0:48 | TD |
| Samuel 75-yard pass from Bentley | 2 | 1 | 75 | 0:12 | TD |
| Samuel 32-yard pass from Bentley | 4 | 8 | 75 | 2:55 | TD |
| Smith 20-yard pass from Bentley | 4 | 4 | 74 | 1:05 | TD |
| Akron | | | | | |
| Samuel 15-yard pass from Bentley | 1 | 3 | 28 | 0:38 | TD |
| Edwards 70-yard pass from Bentley | 1 | 3 | 72 | 0:58 | TD |
| Samuel 5-yard pass from Bentley | 2 | 10 | 90 | 4:00 | TD |

Opponents

| Coastal Carolina | Qtr | Plays | Yards | TOP | Result |
|--------------------------------------|-----|-------|-------|------|--------|
| Biscardi 39-yard field goal | 2 | 15 | 53 | 8:01 | FG |
| Biscardi 45-yard field goal | 3 | 9 | 47 | 4:57 | FG |
| Heiligh 8-yard pass from Carpenter | 4 | 7 | 68 | 3:43 | TD |
| Biscardi 27-yard field goal | 4 | 10 | 66 | 3:51 | FG |
| Georgia | | | | | |
| Swift 17-yard run | 1 | 4 | 76 | 1:15 | TD |
| Blankenship 45-yard field goal | 1 | 6 | 38 | 3:24 | FG |
| Blankenship 44-yard field goal | 2 | 5 | 40 | 0:43 | FG |
| Hardman 34-yard pass from Fromm | 3 | 6 | 75 | 2:05 | TD |
| Holyfield 5-yard run | 3 | 6 | 75 | 2:43 | TD |
| Herrien 15-yard run | 3 | 9 | 86 | 4:37 | TD |
| Vanderbilt | | | | | |
| Vaughn 2-yard runs | 2 | 6 | 23 | 3:20 | TD |
| Lipscomb 2-yard pass from Shurmur | 2 | 11 | 75 | 4:59 | TD |
| Kentucky | | | | | |
| Butler 29-yard field goal | 1 | 4 | -4 | 2:00 | FG |
| Wilson 1-yard run | 2 | 11 | 75 | 5:46 | TD |
| Rose 24-yard run | 2 | 7 | 80 | 3:16 | TD |
| Snell 4-yard run | 2 | 6 | 61 | 3:23 | TD |
| Missouri | | | | | |
| Rountree 1-yard run | 1 | 5 | 62 | 1:16 | TD |
| Crockett 1-yard run | 1 | 6 | 61 | 2:15 | TD |
| McCann 22-yard field goal | 2 | 9 | 64 | 3:00 | FG |
| McCann 32-yard field goal | 2 | 7 | 50 | 2:38 | FG |
| McCann 22-yard field goal | 2 | 15 | 82 | 4:30 | FG |
| Rountree 2-yard run | 4 | 3 | 21 | 0:46 | TD |
| McCann 44-yard field goal | 4 | 4 | 6 | 1:55 | FG |
| McCann 57-yard field goal | 4 | 7 | 33 | 2:48 | FG |
| Texas A&M | | | | | |
| Small 52-yard field goal | 1 | 10 | 45 | 4:38 | FG |
| Sternberger 4-yard pass from Mond | 2 | 5 | 94 | 3:12 | TD |
| Small 20-yard field goal | 2 | 9 | 73 | 3:21 | FG |
| Small 32-yard field goal | 3 | 11 | 60 | 6:24 | FG |
| Small 39-yard field goal | 4 | 11 | 55 | 6:02 | FG |
| Williams 3-yard run | 4 | 11 | 78 | 5:45 | TD |
| Tennessee | | | | | |
| Wolf 5-yard pass from Guarantano | 1 | 6 | 39 | 4:42 | TD |
| Jennings 6-yard pass from Guarantano | 2 | 15 | 71 | 7:53 | TD |
| Fils-Aime 14-yard run | 3 | 9 | 75 | 4:58 | TD |
| Cimaglia 45-yard field goal | 3 | 13 | 47 | 6:18 | FG |
| Ole Miss | | | | | |
| Logan 25-yard field goal | 1 | 12 | 65 | 3:22 | FG |
| Phillips 9-yard run | 2 | 11 | 75 | 3:52 | TD |
| Logan 26-yard field goal | 2 | 12 | 80 | 3:42 | FG |
| Ta'amu 17-yard run | 2 | 5 | 75 | 1:19 | TD |
| Phillips 1-yard run | 2 | 9 | 75 | 1:51 | TD |
| Logan 31-yard field goal | 3 | 9 | 61 | 3:04 | FG |
| Phillips 2-yard run | 3 | 10 | 54 | 3:42 | TD |
| Woullard 1-yard run | 4 | 5 | 37 | 2:20 | TD |
| Florida | | | | | |
| Perine 2-yard run | 2 | 13 | 75 | 6:05 | TD |
| Franks 10-yard run | 2 | 8 | 69 | 3:12 | TD |
| Toney 18-yard pass from Franks | 3 | 10 | 75 | 3:45 | TD |
| Perine 23-yard run | 4 | 8 | 89 | 2:40 | TD |
| Franks 1-yard run | 4 | 10 | 66 | 4:47 | TD |
| Chattanooga | | | | | |
| Ulmo 36-yard field goal | 2 | 11 | 56 | 4:21 | FG |
| Tiano 2-yard pass from Nunnally | 4 | 9 | 90 | 4:21 | TD |
| Clemson | | | | | |
| Choice 1-yard run | 1 | 10 | 75 | 4:24 | TD |
| Higgins 22-yard pass from Lawrence | 1 | 10 | 95 | 3:19 | TD |
| Wilkins 1-yard run | 2 | 12 | 97 | 4:49 | TD |
| Choice 2-yard run | 2 | 5 | 70 | 1:34 | TD |
| Etienne 2-yard run | 3 | 10 | 75 | 4:39 | TD |
| Feaster 13-yard run | 3 | 5 | 80 | 1:22 | TD |
| Choice 15-yard run | 4 | 11 | 98 | 4:52 | TD |
| Etienne 7-yard run | 4 | 8 | 54 | 2:56 | TD |
| Akron | | | | | |
| Gasser 45-yard field goal | 1 | 12 | 47 | 5:30 | FG |
| Virginia | | | | | |
| Zaccheaus 6-yard pass from Perkins | 1 | 13 | 77 | 6:31 | TD |
| Ellis 9-yard run | 2 | 14 | 90 | 8:10 | TD |
| Zaccheaus 10-yard pass from Perkins | 3 | 8 | 39 | 4:25 | TD |
| Zaccheaus 12-yard pass from Perkins | 4 | 8 | 64 | 5:00 | TD |

Running Plays (15+ Yards)

| No. | Yds | Rusher | Opponent | Qtr | Play Result | Drive Result |
|-----|-----|-------------|-------------|-----|-------------|--------------|
| 1. | 29 | Dowdle | Coastal | 1 | First Down | TD |
| 2. | 17 | Turner | Coastal | 1 | First Down | TD |
| 3. | 11 | Samuel | Coastal | 1 | First Down | TD |
| 4. | 10 | Dowdle | Coastal | 3 | First Down | TD |
| 5. | 10 | T. Williams | Coastal | 3 | First Down | TD |
| 6. | 21 | T. Williams | Coastal | 4 | First Down | TD |
| 7. | 17 | T. Williams | Coastal | 4 | First Down | TD |
| 8. | 28 | Carroll | Coastal | 4 | First Down | Final |
| 9. | 11 | Bentley | Georgia | 4 | Third Down | INT |
| 10. | 15 | Dowdle | Vanderbilt | 1 | First Down | TD |
| 11. | 20 | Turner | Vanderbilt | 1 | First Down | FG |
| 12. | 11 | Dowdle | Vanderbilt | 1 | First Down | FG |
| 13. | 19 | Bentley | Vanderbilt | 4 | First Down | Fumble |
| 14. | 19 | Turner | Vanderbilt | 4 | First Down | Fumble |
| 15. | 15 | Turner | Vanderbilt | 4 | Fumble | Fumble |
| 16. | 10 | Williams | Vanderbilt | 4 | First Down | TD |
| 17. | 22 | Williams | Vanderbilt | 4 | First Down | TD |
| 18. | 20 | Bentley | Kentucky | 1 | First Down | FG |
| 19. | 11 | Bentley | Kentucky | 2 | First Down | Missed FG |
| 20. | 11 | Turner | Kentucky | 2 | First Down | Missed FG |
| 21. | 19 | Turner | Kentucky | 2 | First Down | Missed FG |
| 22. | 17 | Dowdle | Kentucky | 3 | First Down | TD |
| 23. | 20 | T. Williams | Missouri | 2 | First Down | Downs |
| 24. | 12 | Dowdle | Missouri | 3 | Second Down | FG |
| 25. | 14 | T. Williams | Texas A&M | 1 | First Down | INT |
| 26. | 27 | T. Williams | Texas A&M | 1 | First Down | INT |
| 27. | 16 | Dowdle | Tennessee | 1 | First Down | FG |
| 28. | 25 | Dowdle | Tennessee | 1 | First Down | FG |
| 29. | 21 | Dowdle | Tennessee | 2 | First Down | TD |
| 30. | 15 | Dowdle | Tennessee | 3 | First Down | TD |
| 31. | 22 | Bentley | Tennessee | 3 | First Down | TD |
| 32. | 12 | Denson | Tennessee | 4 | First Down | FG |
| 33. | 30 | Dowdle | Tennessee | 4 | First Down | Final |
| 34. | 11 | Turner | Ole Miss | 2 | First Down | FG |
| 35. | 69 | Denson | Ole Miss | 4 | First Down | TD |
| 36. | 30 | Turner | Florida | 1 | First Down | TD |
| 37. | 22 | Turner | Florida | 1 | First Down | TD |
| 38. | 12 | Turner | Florida | 2 | First Down | TD |
| 39. | 11 | Denson | Chattanooga | 1 | First Down | TD |
| 40. | 13 | Turner | Chattanooga | 1 | First Down | TD |
| 41. | 11 | Turner | Chattanooga | 2 | Touchdown | TD |
| 42. | 12 | Turner | Chattanooga | 2 | First Down | Missed FG |
| 43. | 14 | Turner | Chattanooga | 2 | First Down | Punt |
| 44. | 19 | Fenwick | Chattanooga | 3 | First Down | Punt |
| 45. | 11 | Fenwick | Chattanooga | 3 | First Down | TD |
| 46. | 37 | Fenwick | Chattanooga | 4 | First Down | TD |
| 47. | 11 | Fenwick | Chattanooga | 4 | First Down | Final |
| 48. | 14 | Urich | Chattanooga | 4 | First Down | Final |
| 49. | 16 | Denson | Clemson | 3 | First Down | Downs |
| 50. | 11 | Dowdle | Clemson | 4 | First Down | TD |
| 51. | 28 | Dowdle | Clemson | 4 | First Down | TD |
| 52. | 11 | Dowdle | Akron | 1 | First Down | Punt |
| 53. | 12 | Denson | Akron | 2 | First Down | INT |
| 54. | 30 | Dowdle | Akron | 2 | First Down | TD |
| 55. | 16 | Dowdle | Akron | 3 | Fumble | Fumble |
| 56. | 61 | Denson | Akron | 3 | First Down | INT |
| 57. | 15 | Denson | Virginia | 2 | First Down | Punt |

INT/Fumble Returns (20+ yards)

| No. | Yds | Returner | Opponent | Qtr | Play | Drive Result |
|-----|-----|----------|-------------|-----|------|--------------|
| 1. | 26 | Mukuamu | Chattanooga | 4 | INT | Downs |

Special Teams/Defensive Scores

| No. | Yds | Player | Opponent | Qtr | Play |
|-----|-----|--------|----------|-----|---------------------|
| 1. | 12 | Greene | Missouri | 3 | Interception Return |
| 2. | 90 | Samuel | Ole Miss | 1 | Kickoff Return |
| 3. | 0 | Samuel | Akron | 2 | Fumble Return |

Passing Plays (20+ Yards)

| No. | Yds | Connection | Opponent | Qtr | Play Result | Drive Result |
|-----|-----|----------------------|-------------|-----|-------------|--------------|
| 1. | 24 | Bentley-Edwards | Coastal | 2 | TD | TD |
| 2. | 22 | Bentley-Dowdle | Coastal | 2 | TD | TD |
| 3. | 20 | Bentley-S. Smith | Coastal | 3 | First Down | TD |
| 4. | 27 | Scarnecchia-Davis | Coastal | 4 | TD | TD |
| 5. | 44 | Bentley-Edwards | Georgia | 4 | TD | TD |
| 6. | 38 | Bentley-S. Smith | Vanderbilt | 1 | TD | TD |
| 7. | 52 | Bentley-S. Smith | Vanderbilt | 2 | First Down | TD |
| 8. | 21 | Bentley-Edwards | Vanderbilt | 3 | First Down | Fumble |
| 9. | 58 | Bentley-Samuel | Kentucky | 3 | TD | TD |
| 10. | 20 | Bentley-Dowdle | Kentucky | 4 | First Down | INT |
| 11. | 32 | Scarnecchia-Samuel | Missouri | 1 | First Down | TD |
| 12. | 37 | Scarnecchia-Samuel | Missouri | 2 | First Down | TD |
| 13. | 20 | Scarnecchia-S. Smith | Missouri | 3 | First Down | TD |
| 14. | 27 | Scarnecchia-Markway | Missouri | 4 | First Down | FG |
| 15. | 26 | Bentley-Edwards | Texas A&M | 1 | First Down | Punt |
| 16. | 21 | Bentley-S. Smith | Texas A&M | 3 | First Down | TD |
| 17. | 22 | Bentley-S. Smith | Texas A&M | 3 | TD | TD |
| 18. | 32 | Bentley-Samuel | Texas A&M | 3 | First Down | TD |
| 19. | 33 | Bentley-Dawkins | Texas A&M | 3 | TD | TD |
| 20. | 27 | Bentley-Samuel | Texas A&M | 4 | First Down | TD |
| 21. | 73 | Bentley-Edwards | Tennessee | 3 | First Down | TD |
| 22. | 50 | Bentley-T. Williams | Ole Miss | 1 | First Down | TD |
| 23. | 24 | Bentley-T. Williams | Ole Miss | 1 | First Down | TD |
| 24. | 38 | Bentley-S. Smith | Ole Miss | 1 | First Down | TD |
| 25. | 75 | Bentley-Edwards | Ole Miss | 2 | TD | TD |
| 26. | 31 | Bentley-T. Williams | Ole Miss | 2 | First Down | FG |
| 27. | 21 | Bentley-Turner | Ole Miss | 2 | First Down | FG |
| 28. | 35 | Bentley-S. Smith | Ole Miss | 3 | First Down | TD |
| 29. | 25 | Bentley-Edwards | Florida | 1 | First Down | TD |
| 30. | 89 | Bentley-Samuel | Florida | 3 | First Down | TD |
| 31. | 36 | Bentley-Edwards | Chattanooga | 2 | First Down | TD |
| 32. | 20 | Bentley-Edwards | Chattanooga | 2 | First Down | TD |
| 33. | 21 | Bentley-Samuel | Chattanooga | 2 | First Down | TD |
| 34. | 53 | Bentley-S. Smith | Chattanooga | 3 | TD | TD |
| 35. | 61 | Bentley-Samuel | Chattanooga | 4 | TD | TD |
| 36. | 29 | Bentley-S. Smith | Clemson | 1 | First Down | TD |
| 37. | 67 | Bentley-Pollard | Clemson | 2 | TD | TD |
| 38. | 75 | Bentley-Samuel | Clemson | 2 | TD | TD |
| 39. | 20 | Bentley-Markway | Clemson | 2 | First Down | INT |
| 40. | 27 | Bentley-Pollard | Clemson | 3 | First Down | Punt |
| 41. | 32 | Bentley-Samuel | Clemson | 4 | TD | TD |
| 42. | 44 | Bentley-Samuel | Clemson | 4 | First Down | Final |
| 43. | 70 | Bentley-Edwards | Akron | 1 | TD | TD |
| 44. | 27 | Bentley-Edwards | Akron | 2 | First Down | TD |
| 45. | 22 | Bentley-Crosby | Virginia | 1 | First Down | Missed FG |
| 46. | 31 | Bentley-Crosby | Virginia | 2 | First Down | Half |
| 47. | 23 | Bentley-Denson | Virginia | 3 | First Down | Downs |
| 48. | 37 | Bentley-S. Smith | Virginia | 3 | First Down | Downs |
| 49. | 24 | Bentley-Edwards | Virginia | 4 | First Down | INT |

Kick Returns (30+ yards)

| No. | Yds | Returner | Opponent | Qtr | Drive Result |
|-----|-----|----------|------------|-----|--------------|
| 1. | 34 | Samuel | Vanderbilt | 2 | TD |
| 2. | 32 | Samuel | Missouri | 2 | Punt |
| 3. | 30 | Samuel | Tennessee | 1 | FG |
| 4. | 34 | Samuel | Tennessee | 3 | TD |
| 5. | 90 | Samuel | Ole Miss | 1 | TD |
| 6. | 38 | Samuel | Ole Miss | 4 | TD |
| 7. | 30 | Samuel | Florida | 2 | Punt |
| 8. | 62 | S. Smith | Virginia | 4 | INT |

Punt Returns (20+ yards)

| No. | Yds | Returner | Opponent | Qtr | Drive Result |
|-----|-----|----------|-----------|-----|--------------|
| 1. | 21 | Edwards | Kentucky | 3 | INT |
| 2. | 32 | Edwards | Texas A&M | 2 | Fumble |
| 3. | 21 | Edwards | Akron | 1 | TD |

2018 South Carolina Award Winners

Coaches' Awards

Dr. Harris Pastides Outstanding Student-Athlete Award..... Donell Stanley, Jay Urich, Malik Young, Danny Gordon
 Community Service Award..... Spencer Eason-Riddle
 Strength & Conditioning Award..... Sadarius Hutcherson, Kyle Markway, Bryan Edwards
 Comeback Player of the Year Award..... Deebo Samuel, Bryson Allen-Williams, K.C. Crosby
 Offensive Scout Team Award..... Hank Manos
 Defensive Scout Team Award..... Jason Senn, Javion Duncan
 Special Teams Scout Team Award..... Jaylan Foster
 Nutrition Award..... T.J. Brunson

Players' Choice Awards

Unselfish Teammate - Offense..... Michael Scarnecchia, Jacob August Blake Camper, Dennis Daley
 Unselfish Teammate - Defense..... T.J. Brunson, Rashad Fenton, Steven Montac
 Unselfish Teammate - Special Teams..... Kiel Pollard, Keisean Nixon, Ben Asbury
 Tenacity Award - Offense..... Zack Bailey
 Tenacity Award - Defense..... Bryson Allen-Williams
 Tenacity Award - Special Teams..... Kiel Pollard
 Most Valuable Player - Offense (Steve Spurrier Award).....Deebo Samuel
 Most Valuable Player - Defense (Joe Morrison Award).....T.J. Brunson, Javon Kinlaw
 Most Valuable Player - Special Teams (Jim Carlen Award).....Joseph Charlton, Parker White
 Leadership Award - Offense..... Jake Bentley
 Leadership Award - Defense..... T.J. Brunson
 Leadership Award - Special Teams..... Kiel Pollard
 Most Explosive Player - Offense.....Deebo Samuel
 Most Productive Player - Defense.....T.J. Brunson, Jaycee Horn
 Most Productive Player - Special Teams.....Deebo Samuel
 Steve Wadiak MVP Award.....Deebo Samuel

Postseason Honors

First Team All-America (AFCA)..... Deebo Samuel (AP)
 Second Team All-America (FWAA).....Deebo Samuel (KR)
 First Team Freshman All-America (247Sports)..... Dylan Wonnum (OL)
 First Team All-SEC (Associated Press).....Deebo Samuel (AP)
 First Team All-SEC (Coaches)..... Deebo Samuel (AP and RS)
 Second Team All-SEC (Associated Press).....Deebo Samuel (WR)
 Second Team All-SEC (Associated Press)..... Zack Bailey (OG)
 Second Team All-SEC (Coaches).....Deebo Samuel (WR)
 Second Team All-SEC (Coaches)..... Zack Bailey (OL)
 Second Team All-SEC (Coaches)..... Joseph Charlton (P)
 SEC All-Freshman (Coaches).....Dylan Wonnum (OL)
 SEC All-Freshman (Coaches)..... Jaycee Horn (DB)
 SEC Community Service Team..... Spencer Eason-Riddle (LB)

Weekly Award Winners

Javon Kinlaw SEC Co-Defensive Lineman of the Weekat Vanderbilt (Sept. 22)
 Parker White SEC Co-Special Teams Player of the Week..... vs Missouri (Oct. 6)
 Jaycee Horn SEC Freshman of the Week vs Missouri (Oct. 6)
 Joseph Charlton Ray Guy National Punter of the Week..... vs Texas A&M (Oct. 13)
 D.J. Wonnum SEC Defensive Lineman of the Weekvs Tennessee (Oct. 27)
 Dylan Wonnum SEC Freshman of the Weekvs Tennessee (Oct. 27)
 Deebo Samuel SEC Special Teams Player of the Week.....at Ole Miss (Nov. 3)
 Jake Bentley SEC Offensive Player of the Weekvs Chattanooga (No. 17) (College Sports Madness)



Carolina Rankings

| Category | Avg./No. | SEC | NCAA |
|--------------------------|----------|-----|------|
| Scoring Offense | 30.1 | 9 | 56 |
| Rushing Offense | 152.8 | 12 | 91 |
| Passing Offense | 272.8 | 4 | 25 |
| Passing Efficiency | 146.17 | 5 | 33 |
| Total Offense | 425.6 | 7 | 43 |
| Scoring Defense | 27.2 | 11 | 69 |
| Rushing Defense | 195.3 | 13 | 95 |
| Passing Defense | 229.0 | 9 | 65 |
| Pass Eff. Defense | 127.88 | 8 | 56 |
| Total Defense | 424.3 | 12 | 84 |
| Kickoff Returns | 21.4 | 7 | 49 |
| Opp. Kickoff Returns | 22.0 | 10 | 94 |
| Punt Returns | 7.9 | 10 | 75 |
| Opp. Punt Returns | 7.7 | 7 | 56 |
| Net Punting | 40.8 | 4 | 12 |
| Fumbles Recovered | 10 | 4 | 36 |
| Fumbles Lost | 7 | 3 | 31 |
| Passes Intercepted | 6 | 13 | 111 |
| Passes Had Intercepted | 14 | 13 | 102 |
| Turnovers Gained | 16 | 9 | 93 |
| Turnovers Lost | 21 | 13 | 87 |
| Turnover Margin | -0.38 | 12 | 100 |
| Sacks | 2.00 | 11 | 73 |
| Sacks Allowed | 1.77 | 6 | 39 |
| Tackles for Loss | 6.2 | 9 | 60 |
| Tackles for Loss Allowed | 4.77 | 6 | 21 |
| 3rd Down Percentage | .423 | 4 | 41 |
| Opp. 3rd Down Pct. | .390 | 12 | 69 |
| 4th Down Percentage | .400 | 12 | 111 |
| Opp. 4th Down Pct. | .550 | 13 | 83 |
| Penalties/Game | 6.31 | 8 | 74 |
| Penalty Yards/Game | 52.46 | 6 | 60 |
| Time of Possession | 24:56 | 14 | 129 |

2018 Drive Chart Summary

South Carolina

| Opp. | Drives | TD | FG Missed | Punt | Downs | Fum | INT | Half | 3-Out | |
|-------|--------|----|-----------|------|-------|-----|-----|------|-------|----|
| CCU | 10 | 7 | 0 | 0 | 1 | 1 | 0 | 0 | 1 | 2 |
| UGA | 11 | 2 | 1 | 0 | 5 | 1 | 0 | 2 | 0 | 5 |
| VANDY | 13 | 4 | 3 | 0 | 3 | 0 | 2 | 1 | 0 | 2 |
| UK | 11 | 1 | 1 | 1 | 3 | 1 | 1 | 3 | 0 | 5 |
| MIZ | 15 | 3 | 3 | 0 | 5 | 2 | 1 | 0 | 1 | 5 |
| A&M | 10 | 3 | 0 | 0 | 6 | 0 | 0 | 1 | 0 | 3 |
| TENN | 9 | 3 | 2 | 0 | 2 | 0 | 0 | 1 | 1 | 1 |
| MISS | 14 | 5 | 2 | 0 | 4 | 1 | 0 | 0 | 2 | 4 |
| FLA | 11 | 4 | 1 | 0 | 4 | 0 | 0 | 1 | 1 | 3 |
| CHAT | 12 | 7 | 0 | 1 | 2 | 1 | 0 | 0 | 1 | 1 |
| CLEM | 13 | 5 | 0 | 0 | 3 | 2 | 0 | 1 | 2 | 2 |
| AKRON | 14 | 3 | 0 | 0 | 6 | 1 | 2 | 2 | 0 | 3 |
| UVA | 11 | 0 | 0 | 1 | 5 | 3 | 0 | 2 | 0 | 3 |
| TOT | 154 | 47 | 13 | 3 | 49 | 13 | 6 | 14 | 9 | 39 |

Opponents

| Opp. | Drives | TD | FG Missed | Punt | Downs | Fum | INT | Half | 3-Out | |
|-------|--------|----|-----------|------|-------|-----|-----|------|-------|----|
| CCU | 10 | 1 | 3 | 0 | 4 | 0 | 1 | 0 | 1 | 3 |
| UGA | 12 | 5 | 2 | 0 | 3 | 0 | 0 | 1 | 1 | 1 |
| VANDY | 13 | 2 | 0 | 0 | 6 | 2 | 1 | 1 | 1 | 4 |
| UK | 12 | 3 | 1 | 1 | 4 | 0 | 0 | 1 | 2 | 4 |
| MIZ | 16 | 3 | 5 | 1 | 3 | 1 | 0 | 2 | 1 | 3 |
| A&M | 12 | 2 | 4 | 1 | 4 | 0 | 0 | 0 | 1 | 1 |
| TENN | 9 | 3 | 1 | 0 | 2 | 2 | 0 | 0 | 1 | 2 |
| MISS | 14 | 5 | 3 | 0 | 4 | 1 | 1 | 0 | 0 | 2 |
| FLA | 10 | 5 | 0 | 1 | 3 | 0 | 0 | 0 | 1 | 0 |
| CHAT | 12 | 1 | 1 | 2 | 5 | 0 | 1 | 1 | 1 | 5 |
| CLEM | 12 | 8 | 0 | 1 | 2 | 0 | 1 | 0 | 0 | 1 |
| AKRON | 16 | 0 | 1 | 1 | 7 | 2 | 3 | 0 | 2 | 6 |
| UVA | 11 | 4 | 0 | 1 | 4 | 0 | 1 | 0 | 1 | 2 |
| TOT | 159 | 42 | 21 | 9 | 51 | 8 | 9 | 6 | 13 | 34 |

The Last Time South Carolina...

SHUT OUT AN OPPONENT:

34-0, vs NC State (8/28/08)

WAS SHUT OUT:

28-0, vs. Virginia (12/29/18)

SCORED ON A SAFETY:

vs UCF (9/26/15)

ALLOWED A SAFETY:

at Mississippi State (10/15/11)

FORCED 4+ TURNOVERS:

5, vs. Michigan (1/1/18)

FORCED 5+ TURNOVERS:

5, vs. Michigan (1/1/18)

FORCED 6+ TURNOVERS:

6, vs. Clemson (11/30/13)

RETURNED A KICKOFF FOR A TD:

Deebo Samuel, 90 yards at Ole Miss (11/3/18)

ALLOWED KICK RET. FOR A TD:

Detrez Newsome, 93 yards vs. Western Carolina (11/19/16)

ALLOWED 2 KICK RET. FOR TDs:

Darrius Sims at Vanderbilt, 91 and 100 yards (9/20/14)

RETURNED A PUNT FOR A TD:

Ace Sanders, 63 yards vs. Michigan (1/1/13)

ALLOWED A PUNT RET. FOR A TD:

Lito Sheppard, Florida, 57 yards (11/11/00)

RETURNED AN INT FOR A TD:

Sherrrod Greene, Missouri, 12 yards (10/6/18)

ALLOWED AN INT FOR A TD:

Tajee Fullwood, 47 yards, USF (12/29/16)

RETURNED A FUMBLE FOR A TD:

Deebo Samuel, 0 yards, Akron (12/1/18)

ALLOWED FUMBLE RET. FOR A TD:

Juwan Taylor, Georgia, 0 yards (9/8/18)

HAD A DEFENSIVE PLAYER SCORE TWO TOUCHDOWNS IN A GAME:

Melvin Ingram at Georgia, 68-yard fake punt & 5-yard fumble recovery (9/10/11)

SCORED THREE DEFENSIVE TOUCHDOWNS IN A GAME:

vs. Arkansas (10/7/17)

HAD A PLAYER RUSH, PASS AND RECEIVE A TD IN A GAME:

Pharoh Cooper, vs. Tennessee (11/1/14)

RAN A FAKE PUNT FOR A TD:

Melvin Ingram, 68 yards at Georgia (9/10/11)

HAD A PLAYER PASS FOR 300+ YDS:

510, Jake Bentley, at Clemson (11/24/18)

HAD A PLAYER PASS FOR 350+ YDS:
510, Jake Bentley, at Clemson (11/24/18)

HAD A PLAYER PASS FOR 400+ YDS:
510, Jake Bentley, at Clemson (11/24/18)

HAD A PLAYER PASS FOR 450+ YDS:
510, Jake Bentley, at Clemson (11/24/18)

HAD A PLAYER PASS FOR 500+ YDS:
510, Jake Bentley, at Clemson (11/24/18)

HAD A PLAYER COMP. 30+ PASSES:
32, Jake Bentley, at Clemson (11/24/18)

HAD A PLAYER ATT. 40+ PASSES:
50, Jake Bentley, at Clemson (11/24/18)

HAD A PLAYER ATT. 50+ PASSES:
50, Jake Bentley, at Clemson (11/24/18)

HAD A PLAYER RUSH FOR 150+ YDS:
226, Rico Dowdle, vs. Western Carolina (11/19/16)

HAD A PLAYER RUSH FOR 200+ YDS:
226, Rico Dowdle, vs. Western Carolina (11/19/16)

HAD A PLAYER RUSH FOR 250+ YDS:
278, Brandon Bennett, vs. East Tennessee State (10/5/91)

HAD TWO PLAYERS RUSH FOR 100+ YARDS:
Mike Davis (111) and David Williams (110) vs. Furman (10/18/14)

HAD A PLAYER WITH 150+ YARDS RECEIVING:
210, Deebo Samuel, at Clemson (11/24/18)

HAD A PLAYER WITH 200+ YARDS RECEIVING:
210, Deebo Samuel, at Clemson (11/24/18)

HAD TWO PLAYERS WITH 100 YARDS RECEIVING:
Deebo Samuel (210) and Shi Smith (109) at Clemson (11/24/18)

HAD TWO PLAYERS WITH 10+ RECEPTIONS:
Bruce Ellington (10) and Mike Davis (10), at Missouri (10/26/13)

HAD A PLAYER WITH 500+ YARDS TOTAL OFFENSE:
512, Steve Taneyhill vs. Mississippi State (10/14/95)

HAD A PLAYER RUSH AND PASS FOR 100 YARDS EACH:
Lorenzo Nuñez, vs. UCF, 123 rush, 184 pass (09/26/15)

HAD A PLAYER SCORE 4+ TDs:
5, Sidney Rice vs. FAU (9/23/06)

HAD A PLAYER PASS FOR 4 TDs:
4, Jake Bentley vs. Chattanooga (11/17/18)

HAD A PLAYER PASS FOR 5 TDs:
5, Jake Bentley, at Clemson (10/25/14)

HAD A PLAYER RUSH FOR 3 TDs:
3, Mike Davis at Kentucky (10/4/14)

HAD A PLAYER CATCH 3+ TDs:
3, Deebo Samuel at Clemson (11/24/18)

HAD A PLAYER CATCH 4+ TDs:
5, Sidney Rice vs. Fla. Atlantic (9/23/06)

HAD A PLAYER CATCH 5+ TDs:
5, Sidney Rice vs. Fla. Atlantic (9/23/06)
HAD A PLAYER ACCOUNT FOR 4+ TDs:
4, 233, Pharoh Cooper, vs. Tennessee (11/1/14)

HAD A PLAYER KICK 4 FGs:
4, Elliott Fry vs. Vanderbilt (10/17/15)

HAD A PLAYER KICK 5+ FGs:
5, Spencer Lanning at Georgia (9/12/09)

HAD A PLAYER WITH 2 INTs:
2, T.J. Holloman vs. UCF (9/26/15)

HAD A PLAYER WITH 3 INTs:
3, Patrick Hinton vs. NC State (10/29/88)

BLOCKED A FIELD GOAL ATT.:
Javon Kinlaw vs. Chattanooga (11/17/18)

RETURNED A BLOCKED FIELD GOAL ATTEMPT FOR A TD:
Captain Munnerlyn at Kentucky, 81 yards, (10/11/08)

BLOCKED A PAT:
Kingsley Enagbare vs. Chattanooga (11/17/18)

RETURNED AN EXTRA POINT FOR A DEFENSIVE PAT:
Victor Hampton at Florida (10/20/12)

BLOCKED A PUNT:
Carlton Heard at Florida (11/15/14)

RETURNED A BLOCKED PUNT FOR A TD:
Derek Watson vs Florida, 2 yds, (11/11/00)

BLOCKED A PUNT AND FIELD GOAL IN THE SAME GAME:
at Florida (11/15/14)

HAD A PUNT BLOCKED:
vs. Missouri (10/6/18)

HAD A FIELD GOAL BLOCKED:
vs. Michigan (1/1/13)

HAD A PAT BLOCKED:
vs. Tennessee (10/27/18)

ALLOWED PAT TO BE RETURNED FOR 2 POINTS:
Denzil Ware, vs. Kentucky (9/12/15)

MISSED A PAT:
vs. Kentucky (9/16/17)

FAILED A PAT ATTEMPT:
vs. Tennessee (10/14/17)

MADE A 2-PT CONVERSION:
Jake Bentley rush, Tennessee (10/27/18)

MADE A PAIR OF 2-PT CONVERSIONS:
vs. Texas A&M (10/13/18)

ATTEMPTED A 2-PT CONVERSION:
vs Tennessee (10/27/18)

RECOVERED OWN ONSIDE KICK:
at Auburn (10/25/14)

HAD LESS THAN 50 YDS RUSHING:
33, vs. Virginia (12/29/18)

HAD 300+ YARDS RUSHING:
422, vs. Western Carolina (11/19/16)

HAD 600+ TOTAL NET YARDS:
600, at Clemson (11/24/18)
HAD A 50+ YARD RUN:
61, Mon Denson vs. Akron (12/1/18)

HAD A 50+ YARD RECEPTION:
70, Jake Bentley to Bryan Edwards, vs. Akron (12/1/18)

The Last an Opponent Had...

TEAM...

LESS THAN 50 YARDS RUSHING:
26, vs UCF (9/26/15)

200+ YARDS RUSHING:
205, vs. Virginia (12/29/18)

300+ YARDS RUSHING:
351, at Clemson (11/24/18)

LESS THAN 100 YARDS PASSING:
72, vs. Wofford (11/18/17)

400+ YARDS PASSING:
415, vs. North Carolina State (9/2/17)

LESS THAN 200 TOTAL NET YARDS:
183, at Florida (10/20/12)

500+ TOTAL NET YARDS:
744, at Clemson (11/24/18)

600+ TOTAL NET YARDS:
744, at Clemson (11/24/18)

INDIVIDUAL...

350+ YARDS PASSING:
393, Trevor Lawrence, Clemson (11/24/18)

400+ YARDS PASSING:
415, Ryan Finley, N.C. State (9/2/17)

150+ YARDS RUSHING:
159, Jordan Scarlett, Florida (11/10/18)

200+ YARDS RUSHING:
246, Mark Ingram, at Alabama (10/17/09)

250+ YARDS RUSHING:
321, Darren McFadden, Arkansas (11/3/07)

300+ YARDS RUSHING:
321, Darren McFadden, Arkansas (11/3/07)

200+ YARDS RECEIVING:
217, Darvin Adams, Auburn (12/4/10)

50+ YARD RUN:
59, Damarea Crockett, Missouri (10/6/18)

50+ YARD RECEPTION:
57, Tiano to Nunnally, Chattanooga (11/17/18)

MADE 4+ FIELD GOALS:
4, Seth Small, Texas A&M (10/13/18)

RUSHED FOR 4+ TOUCHDOWNS:
4, Chad Jasmin, Clemson (11/21/03)

PASSED FOR 4+ TOUCHDOWNS:
6, DeShaun Watson, Clemson (11/26/16)

TWO PLAYERS WITH...

100+ YARDS RUSHING:
at Florida, Jordan Scarlett (159) and Lamical Perine (107), (11/10/18)

100+ YARDS RECEIVING:
Ole Miss, Elijah Moore (129) & A.J. Brown (115), (11/3/18)

GM
1

South Carolina 49
Coastal Carolina 15

September 1, 2018
Williams-Brice Stadium
Columbia, S.C.
75,126



COLUMBIA, S.C. (AP) — Jake Bentley threw for four touchdowns, Rico Dowdle scored twice and South Carolina beat Coastal Carolina 49-15 Saturday in a season opener for each team.

The Gamecocks didn't show any sign of their historical pattern of letting smaller opponents hang around. South Carolina scored in the first three minutes, twice in the first 10 and put the game away on its third touchdown with 6:03 to go before halftime.

"I think we were very efficient offensively, obviously, when you're able to stay balanced like that," South Carolina coach Will Muschamp said. "Defensively, we didn't give up anything big, except for some silly penalties we need to get cleaned up."

South Carolina rolled up 557 yards of offense and six different players scored. Receiver Deebo Samuel, recovered from a broken leg that ended his season after just three games last year, made a one-handed grab in the corner of the end zone.

Dowdle broke 100 yards for the fourth time in his career while Ty'Son Williams rushed 11 times for 82 yards. Samuel caught seven balls and Shi Smith led the Gamecocks with 61 yards receiving.

Coastal Carolina was held to 238 yards.

"I think we played hard against what I think is one of the better teams in the country. I think it took us a while to get used to their speed on both sides of the ball," Coastal coach Joe Moglia said. "They were able to control the line of scrimmage, especially when their offense was on the field."

Top South Carolina defensive lineman D.J. Wonnum injured his left ankle in the third quarter and was taken to the locker room. Muschamp said that it was a sprained ankle and from what he knew Saturday, Wonnum will be fine for the next game.

South Carolina defensive back Nick Harvey was ejected for targeting and will miss the first half of the next game.

GAME CHANGER

South Carolina scored on each of its first three possessions and six of its first seven drives, taking a 42-6 lead after three quarters of play. Rico Dowdle had a pair of touchdowns, one on the ground and one in the air. The Gamecocks had 32 first downs on the day and had 557 yards overall.

KEY STAT

557 — South Carolina had 263 yards on the ground and 294 in the air. The 557 yards were the most by the Gamecocks since amassing 588 yards on Nov. 19, 2016 against Western Carolina.



| | | | | | |
|----------------|----|----|----|---|----|
| Coastal | 0 | 3 | 3 | 9 | 15 |
| South Carolina | 14 | 14 | 14 | 7 | 49 |

SCORING SUMMARY

| | | | | |
|-----|-------|-----|--|-------|
| 1st | 12:02 | SC | Dowdle 5-yard run (White kick) (8-80-2:58) | 7-0 |
| 1st | 5:02 | SC | Pollard 8-yard pass from Bentley (White kick) (10-69-4:38) | 14-0 |
| 2nd | 12:01 | CCU | Biscardi 39-yard field goal (15-53-8:01) | 14-3 |
| 2nd | 6:03 | SC | Edwards 24-yard pass from Bentley (14-72-5:58) | 21-3 |
| 2nd | 0:14 | SC | Dowdle 22-yard pass from Bentley (5-76-0:45) | 28-3 |
| 3rd | 10:03 | CCU | Biscardi 45-yard field goal (9-47-4:57) | 28-6 |
| 3rd | 6:52 | SC | T. Williams 9-yard run (White kick) (7-64-3:00) | 35-6 |
| 3rd | 3:47 | SC | Samuel 8-yard pass from Bentley (White kick) (11-77-3:47) | 42-6 |
| 4th | 9:49 | CCU | Heiligh 8-yard pass from Carpenter (rush failed) 7-68-3:43) | 42-12 |
| 4th | 6:45 | SC | Davis 27-yard pass from Scarnecchia (White kick) (7-89-3:04) | 49-12 |
| 4th | 2:54 | CCU | Biscardi 27-yard field goal (10-66-3:51) | 49-15 |

TEAM STATISTICS

| | CCU | SC |
|----------------------------|---------|---------|
| First Downs | 20 | 32 |
| Rushing | 10 | 16 |
| Passing | 5 | 15 |
| Penalty | 5 | 1 |
| Net Yards Rushing | 126 | 263 |
| Rushing Attempts | 39 | 38 |
| Net Yards Passing | 112 | 294 |
| Cmp.-Att.-Int. | 13-18-0 | 25-35-0 |
| Total Offense Yards | 238 | 557 |
| Total Offense Plays | 57 | 73 |
| Fumbles: No.-Lost | 1-1 | 2-0 |
| Penalties: No.-Yards | 4-36 | 9-99 |
| Punts-Yards | 4-160 | 1-46 |
| Avg. Yards Per Punt | 40.0 | 46.0 |
| Punt Returns: No.-Yards | 0-0 | 1-3 |
| Kickoff Returns: No.-Yards | 0-0 | 5-107 |
| Interceptions: No.-Yards | 0-0 | 0-0 |
| Possession Time | 29:58 | 30:02 |
| Third Down Conversions | 2-9 | 5-9 |
| Fourth Down Conversions | 0-0 | 2-3 |
| Red Zone Scores-Chances | 3-3 | 4-4 |
| Sacks By: No.-Yards | 1-9 | 3-19 |
| PAT Kicks | 0-0 | 7-7 |
| Field Goals | 3-3 | 0-0 |

INDIVIDUAL STATISTICS

RUSHING: CCU: Outlow 12-59; Marable 5-29; Hairston 3-22; James 3-9; Anderson 10-8; Williams 2-4; Tyler 1-3; Carpenter 1-(-5); Team 1-(-5). SC: Dowdle 15-105; T. Williams 11-82; Carroll 4-46; Turner 2-24; Samuel 1-11; Bentley 4-(-1); Team 1-(-4).

PASSING: CCU: Anderson 11-13-0-91; Carpenter 2-5-0. SC: Bentley 22-29-0-250; Scarnecchia 3-6-0-44.

RECEIVING: CCU: Williams 6-49; Tyler 3-23; Heiligh 2-21; Miller 2-19. SC: Samuel 7-56; S. Smith 4-61; Edwards 4-53; Pollard 2-12; Vann 2-10; Davis 1-27; Dowdle 1-22; T. Williams 1-15; Crosby 1-14; Hart 1-13; O. Smith 1-11.

PUNT RETURNS: CCU: None. SC: Edwards 1-3.

KICKOFF RETURNS: CCU: None. SC: Turner 3-62; Samuel 2-45.

INTERCEPTION RETURNS: CCU: None. SC: None.

GM
2

#3/3 Georgia 41 #24/24 South Carolina 17



September 1, 2018
Williams-Brice Stadium
Columbia, S.C.
83,140



COLUMBIA, S.C. (AP) — Jake Fromm threw for 194 yards and a touchdown, all three of Georgia's latest running combo scored touchdowns and the third-ranked Bulldogs came away with a 41-17 victory over No. 24 South Carolina on Saturday.

Fromm was 15-of-18 passing, including a 34-yard TD pass to Mecole Hardman. D'Andre Swift, Elijah Holyfield and Brian Herrien looked every bit as effective as NFL runners Nick Chubb and Sony Michel did a year ago in leading Georgia to the College Football Playoff.

Holyfield led the way with 76 yards and a 5-yard score. Swift had a 17-yard TD run, and Herrien piled on with a 15-yard scoring burst in the third quarter as Georgia went up by 31 points. That's when many in the crowd of 83,140 began to file out in disappointment - a familiar ritual against the Bulldogs.

Cornerback Deandre Baker set the tone on defense early with an interception off a tipped ball in the opening minute that led to a quick, if unconventional touchdown. Baker let the ball loose before crossing the goal line, but teammate Juwan Taylor fell on it in the endzone for a touchdown.

From there, Georgia's defense and run game took over. The Bulldogs outrushed South Carolina 271 yards to 54.

When South Carolina had a chance to tie it after Rashad Fenton's interception deep in Georgia territory, the Bulldogs allowed just a yard on the next four plays. They took over on downs after Bentley's fourth-down incomplection.

Georgia rarely let up. South Carolina drove 70 yards to the Bulldogs' 5 in the fourth quarter before safety J.R. Reed's end-zone interception.

South Carolina quarterback Jake Bentley threw for 269 yards with one touchdowns and two interceptions.

GAME CHANGER

Georgia scored on its final offensive possession of the first half on a 44-yard field goal by Rodrigo Blankenship, giving the Bulldogs a 20-10 halftime lead. Georgia got the ball to start the second half and scored on six plays, capped by a Mecole Hardman 34-yard touchdown reception from Jake Fromm as Georgia scored 21 straight points in the third quarter.

KEY STAT

54 – The Georgia defense held the Gamecocks to 54 rushing yards on 20 carries in the win. Georgia also held the ball for 35:43 in the game.



| | | | | | |
|----------------|----|---|----|---|----|
| Georgia | 17 | 3 | 21 | 0 | 41 |
| South Carolina | 7 | 3 | 0 | 7 | 17 |

SCORING SUMMARY

| | | | | |
|-----|-------|-----|--|-------|
| 1st | 14:13 | UGA | Taylor 0-yard fumble recovery (Blankenship kick) | 0-7 |
| 1st | 11:50 | UGA | Swift 17-yard run (Blankenship kick) (4-76-1:15) | 0-14 |
| 1st | 7:18 | SC | Edwards 13-yard pass from Samuel (White kick) (11-75-4:32) | 7-14 |
| 1st | 0:30 | UGA | Blankenship 45-yard field goal (6-38-3:24) | 7-17 |
| 2nd | 5:57 | SC | White 26-yard field goal (14-71-5:39) | 10-17 |
| 2nd | 0:00 | UGA | Blankenship 44-yard field goal (5-40-0:48) | 10-20 |
| 3rd | 12:55 | UGA | Hardman 34-yard pass from Fromm (6-75-2:05) | 10-27 |
| 3rd | 9:12 | UGA | Holyfield 5-yard run (Blankenship kick) (6-75-2:43) | 10-34 |
| 3rd | 3:00 | UGA | Herrien 15-yard run (Blankenship kick) (9-86-4:37) | 10-41 |
| 4th | 9:59 | SC | Edwards 44-yard pass from Bentley (White kick) (4-59-1:28) | 17-41 |

TEAM STATISTICS

| | UGA | SC |
|----------------------------|---------|---------|
| First Downs | 30 | 19 |
| Rushing | 15 | 1 |
| Passing | 12 | 16 |
| Penalty | 3 | 2 |
| Net Yards Rushing | 271 | 54 |
| Rushing Attempts | 52 | 20 |
| Net Yards Passing | 202 | 282 |
| Cmp.-Att.-Int. | 16-19-1 | 31-48-2 |
| Total Offense Yards | 473 | 336 |
| Total Offense Plays | 71 | 68 |
| Fumbles: No.-Lost | 1-0 | 1-0 |
| Penalties: No.-Yards | 4-47 | 3-40 |
| Punts-Yards | 3-124 | 5-204 |
| Avg. Yards Per Punt | 41.3 | 40.8 |
| Punt Returns: No.-Yards | 1-9 | 0-0 |
| Kickoff Returns: No.-Yards | 0-0 | 0-0 |
| Interceptions: No.-Yards | 2-56 | 1-16 |
| Possession Time | 35:43 | 24:17 |
| Third Down Conversions | 4-10 | 6-14 |
| Fourth Down Conversions | 1-1 | 0-2 |
| Red Zone Scores-Chances | 3-4 | 2-3 |
| Sacks By: No.-Yards | 1-3 | 2-14 |
| PAT Kicks | 5-5 | 2-2 |
| Field Goals | 2-2 | 1-1 |

INDIVIDUAL STATISTICS

RUSHING: UGA: Holyfield 9-76; Swift 12-64; Herrien 7-45; Cook 11-38; Hardman 1-30; Hudson 5-19; Simmons 1-5; Fields 1-3; Team 1-(-4); Fromm 4-(-5). **SC:** Dowdle T. Williams 6-26; Dowdle 7-18; Bentley 4-10; Turner 1-3; Samuel 1-(-1); Team 1-(-2).

PASSING: UGA: Fromm 15-18-1-194; Fields 1-1-0-8. **SC:** Bentley 30-47-2-269; Samuel 1-1-0-13.

RECEIVING: UGA: Hardman 6-103; Ridley 4-37; Holloman 1-15; Simmons 1-12; Godwin 1-12; Nauta 1-10; Blount 1-8; Swift 1-5. **SC:** Edwards 7-111; Samuel 6-33; Dowdle 4-36; Vann 2-29; Crosby 2-25; O. Smith 2-14; S. Smith 2-11; T. Williams 2-11; Markway 1-7; Pollard 1-5; Turner 1-4; Davis 1-(-4).

PUNT RETURNS: UGA: Crumpton 1-9. **SC:** None.

KICKOFF RETURNS: UGA: None. **SC:** None.

INTERCEPTION RETURNS: UGA: Baker 1-56; Reed 1-0. **SC:** Fenton 1-16.



**South Carolina 37
Vanderbilt 14**

September 22, 2018
Vanderbilt Stadium
Nashville, Tenn.
26,078



NASHVILLE, TENN. (AP) — Jake Bentley threw for 261 yards and a touchdown, and the South Carolina Gamecocks bounced back from their hurricane-forced break, routing Vanderbilt 37-14 Saturday.

South Carolina (2-1, 1-1 South-eastern Conference) had its game against Marshall canceled by Hurricane Florence, leaving the Gamecocks looking for a 12th game this season. The Gamecocks hadn't played since being routed 41-17 by now-No. 2 Georgia on Sept. 8.

They showed no rust as South Carolina won its 10th straight and 17th in the last 19 years against Vanderbilt.

The Gamecocks scored the game's first 10 points and then reeled off 20 straight after Vanderbilt got within 17-14 late in the first half. South Carolina could have had a bigger margin of victory but lost two fumbles inside the Vandy 30 in the fourth quarter after a 39-minute lightning and rain delay.

Rico Dowdle ran for a TD and 112 yards, and Mon Denson and Ty'Son Williams each ran for touchdowns. Parker White kicked three field goals for South Carolina.

Vanderbilt (2-2, 0-1) felt pretty confident coming into its SEC opener after coming up just short in a 22-17 loss at No. 8 Notre Dame last week. The Commodores couldn't match Bentley and the Gamecocks who outgained them 149-32 in the first quarter and finished 534-284 in total offense.


Ke'Shawn Vaughn scored on a 2-yard TD run after an interception. Kyle Shurmur added a 2-yard TD pass for Vanderbilt. The Commodores struggled with snapping the ball and even switched right guard Bruno Reagan over to center late. It didn't help with a bad snap on third down and Vanderbilt trying to chip away at the Gamecocks' lead late.

GAME CHANGER

South Carolina led Vanderbilt, 20-14, going into halftime. The Gamecock defense forced Vanderbilt into a punt on the Commodores first possession of the second half, then used a 10-play, 61-yard drive to take a nine-point lead after a 36-yard field goal by Parker White. Carolina added a third-quarter touchdown from Mon Denson and a late touchdown by Ty'Son Williams for the final scores of the contest.

KEY STAT

534 to 284 — The Gamecocks put up 534 yards of offense, while the Carolina defense held Vandy to 284 yards and two turnovers.



| | | | | | |
|----------------|----|----|----|---|----|
| South Carolina | 10 | 10 | 10 | 7 | 37 |
| Vanderbilt | 0 | 14 | 0 | 0 | 14 |

SCORING SUMMARY

| | | | |
|-----------|----|---|-------|
| 1st 14:05 | SC | S. Smith 38-yard pass from Bentley (White kick) (3-75-0:55) | 7-0 |
| 1st 5:45 | SC | White 33-yard field goal (13-59-5:36) | 10-0 |
| 2nd 11:40 | VU | Vaughn 2-yard run (Guay kick) (6-23-3:20) | 10-7 |
| 2nd 10:22 | SC | Dowdle 2-yard run (White kick) (4-65-1:18) | 17-7 |
| 2nd 5:23 | VU | Lipscomb 2-yard pass from Shurmur (Guay kick) (11-75-4:59) | 17-14 |
| 2nd 0:00 | SC | White 35-yard field goal (7-36-1:10) | 20-14 |
| 3rd 10:16 | SC | White 36-yard field goal (10-61-2:40) | 23-14 |
| 3rd 4:06 | SC | Denson 1-yard run (White kick) (2-6-0:30) | 30-14 |
| 4th 2:04 | SC | T. Williams 1-yard run (White kick) (8-49-3:50) | 37-14 |

TEAM STATISTICS

| | SC | VU |
|----------------------------|---------|---------|
| First Downs | 28 | 22 |
| Rushing | 12 | 9 |
| Passing | 14 | 11 |
| Penalty | 2 | 2 |
| Net Yards Rushing | 273 | 92 |
| Rushing Attempts | 48 | 33 |
| Net Yards Passing | 261 | 192 |
| Cmp.-Att.-Int. | 19-28-1 | 19-40-1 |
| Total Offense Yards | 534 | 284 |
| Total Offense Plays | 76 | 73 |
| Fumbles: No.-Lost | 2-2 | 3-1 |
| Penalties: No.-Yards | 8-54 | 4-21 |
| Punts-Yards | 3-125 | 6-300 |
| Avg. Yards Per Punt | 41.7 | 42.5 |
| Punt Returns: No.-Yards | 1-5 | 0-0 |
| Kickoff Returns: No.-Yards | 1-34 | 5-116 |
| Interceptions: No.-Yards | 1-0 | 1-7 |
| Possession Time | 29:44 | 30:16 |
| Third Down Conversions | 5-12 | 2-14 |
| Fourth Down Conversions | 1-1 | 3-5 |
| Red Zone Scores-Chances | 6-7 | 2-4 |
| Sacks By: No.-Yards | 2-18 | 1-1 |
| PAT Kicks | 4-4 | 2-2 |
| Field Goals | 3-3 | 0-0 |

INDIVIDUAL STATISTICS

RUSHING: SC: Dowdle 20-112; Turner 9-64; T. William 7-48; Bentley 9-45; Denson 1-4. **VU:** Wakefield 14-72; Vaughn 9-30; Hasan 2-26; Lipscomb 1-7; Blasingame 3-1; Shurmur 3-(-12); Team 1-(-32).

PASSING: SC: Bentley 19-28-1-261. **VU:** Shurmur 18-38-1-180; Hasan 1-2-0-12.

RECEIVING: SC: Samuel 7-56; S. Smith 5-119; Edwards 3-47; Crosby 1-13; Pollard 1-12; Dowdle 1-9; T. Williams 1-5. **VU:** Lipscomb 9-72; Pinkney 4-42; Vaughn 2-36; Bolar 2-19; Blasingame 1-17; Johnson 1-6.

PUNT RETURNS: SC: Edwards 1-5. **VU:** None.

KICKOFF RETURNS: SC: Samuel 1-34. **VU:** Wakefield 5-116.

INTERCEPTION RETURNS: SC: Fenton 1-0. **VU:** Odeyingbo 1-7.

GM
4

#17/17 Kentucky 24 South Carolina 10

September 29, 2018
Kroger Field
Lexington, Ky.
63,081



LEXINGTON, KY. (AP) — Benny Snell Jr. ran for 99 yards and one of Kentucky's three consecutive first-half touchdowns before the No. 17 Wildcats held on for a 24-10 victory over South Carolina on Saturday night.

Kentucky (5-0, 3-0 Southeastern Conference) quashed initial concerns about a letdown following their first Top 25 ranking since November 2007 by scoring on four straight drives to lead 24-3 at half-time. The Wildcats ended up needing that cushion to offset a scoreless second half and Jake Bentley's 58-yard, third quarter TD pass that kept the Gamecocks (2-2, 1-2) within striking distance.

Mike Edwards' interception with 3:47 remaining snuffed one chance by the Gamecocks before they turned the ball over on downs in the final minute. That sealed Kentucky's fifth consecutive series win and continued its best SEC start since 1977.

Snell's rushing yardage on 28 carries also made him the third Wildcat to break 3,000 career. His 4-yard score with 4:53 remaining in the second quarter extended his TD record to 40. Quarterback Terry Wilson and A.J. Rose ran for TDs from 1 and 24 yards as Kentucky edged South Carolina 327-321 in yardage. The Wildcats also registered four takeaways, scoring 10 points off a fumble and interception.

GAME CHANGER

Kentucky scored three rushing touchdowns in the second quarter as Benny Snell, Terry Wilson and Asim Rose each found paydirt to give the Wildcats a 24-3 halftime lead. Kentucky ended the contest with 195 rushing yards, 99 coming from Snell.

KEY STAT

4 — The two teams were close on total yards (327-321 in favor of Kentucky) and first downs (20-19 in favor of Carolina) but four Gamecock turnovers, including an interception in the end zone with 3:47 left in the contest, led to 10 Wildcat points in Kentucky's 14-point win.



| | | | | | |
|----------------|---|----|---|---|----|
| South Carolina | 3 | 0 | 7 | 0 | 10 |
| Kentucky | 3 | 21 | 0 | 0 | 24 |

SCORING SUMMARY

| | | | | |
|-----|-------|----|---|-------|
| 1st | 10:06 | UK | Butler 29-yard field goal (4-(-4)-2:00) | 0-3 |
| 1st | 5:07 | SC | White 29-yard field goal (13-72-4:55) | 3-3 |
| 2nd | 14:21 | UK | Wilson 1-yard run (Butler kick) (11-75-5:46) | 3-10 |
| 2nd | 9:15 | UK | Rose 24-yard run (Butler kick) (7-80-3:16) | 3-17 |
| 2nd | 4:53 | UK | Snell 4-yard run (Butler kick) (6-61-3:23) | 3-24 |
| 3rd | 7:37 | SC | Samuel 58-yard pass from Bentley (White kick) (4-75-1:44) | 10-24 |

TEAM STATISTICS

| | SC | UK |
|----------------------------|---------|---------|
| First Downs | 20 | 19 |
| Rushing | 11 | 11 |
| Passing | 8 | 7 |
| Penalty | 1 | 1 |
| Net Yards Rushing | 128 | 195 |
| Rushing Attempts | 35 | 46 |
| Net Yards Passing | 193 | 4.2 |
| Cmp.-Att.-Int. | 17-34-3 | 13-20-1 |
| Total Offense Yards | 321 | 327 |
| Total Offense Plays | 69 | 66 |
| Fumbles: No.-Lost | 3-1 | 0-0 |
| Penalties: No.-Yards | 11-94 | 11-115 |
| Punts-Yards | 3-155 | 4-190 |
| Avg. Yards Per Punt | 51.7 | 47.5 |
| Punt Returns: No.-Yards | 2-19 | 1-7 |
| Kickoff Returns: No.-Yards | 2-27 | 1-42 |
| Interceptions: No.-Yards | 1-0 | 3-27 |
| Possession Time | 25:16 | 34:44 |
| Third Down Conversions | 5-15 | 3-11 |
| Fourth Down Conversions | 2-3 | 1-1 |
| Red Zone Scores-Chances | 1-2 | 3-4 |
| Sacks By: No.-Yards | 0-0 | 4-24 |
| PAT Kicks | 1-1 | 3-3 |
| Field Goals | 1-2 | 1-2 |

INDIVIDUAL STATISTICS

RUSHING: SC: Dowdle 13-44; Bentley 8-37; Turner 5-33; Denson 7-32; Scarnecchia 2-(-18). UK: Snell 28-99; Wilson 9-59; Rose 7-38; Team 2-(-1).

PASSING: SC: Bentley 13-28-3-148; Scarnecchia 4-6-0-45. UK: Wilson 13-20-1-132.

RECEIVING: SC: S. Smith 4-40; Edwards 3-25; Samuel 2-61; Dowdle 2-29; Vann 2-20; Turner 2-12; Pollard 2-6. UK: Bowden 4-18; Conrad 3-31; Baker 2-29; Bouvier 1-21; Snell 1-14; Epps 1-11; Ali 1-8.

PUNT RETURNS: SC: Edwards 2-21. UK: Bouvier 1-7.

KICKOFF RETURNS: SC: Samuel 1-16; Nixon 1-11. UK: Bowden 1-42.

INTERCEPTION RETURNS: SC: Fenton 1-0. UK: West 1-17; Edwards 1-13; Baity 1-(-3).



South Carolina 37
Missouri 35



October 6, 2018
Williams-Brice Stadium
Columbia, S.C.
73,393



COLUMBIA, S.C. (AP) — JBackup quarterback Michael Scarnecchia threw for three touchdowns in his first college start and Parker White hit the game-winning 33-yard field goal with two seconds left in South Carolina's 37-35 victory over Missouri on Saturday.

The Tigers (3-2, 0-2 Southeastern Conference) had gone ahead 35-34 on Tucker McCann's career-long 57-yard field goal with 1:18 remaining. But the Gamecocks, behind Scarnecchia, drove to the Missouri 16 where White nailed his third go-ahead field goal of the game.

The Gamecocks (3-2, 2-2) rallied from 23-14 at halftime to win their third straight over Missouri in a game that last more than five hours due to rain and lightning delays.

When White's kick sailed through, only a few thousand soggy fans remained from the announced crowd of 73,393.

Scarnecchia, a senior, started when Jake Bentley was kept out due to a knee injury suffered last week against Kentucky.

And Scarnecchia did not flinch, connecting on touchdown passes of 5 and 17 yards to Bryan Edwards in the first half and 8 yards to Deebo Samuel in the third quarter.

White had a 42-yard field goal to put South Carolina in front 24-23 and linebacker Sharrod Greene stepped in front of Drew Lock's floater for a 12-yard pick-6 to increase the lead.

Missouri was not done as McCann's 44-yard field goal after a botched South Carolina punt put the Tigers up 32-31. White answered next time drive with a second 42-yarder to retake the lead 34-32.

Scarnecchia completed 20 of 35 passes for 249 yards.

Missouri's Lock, the SEC leader at 320 yards passing a game coming in, was held to his lowest total of the season at 204.

GAME CHANGER

Parker White hit his second career game-winning field goal with two seconds remaining to give the Gamecocks the 37-35 win. White was 3-for-3 on field goals in the game, hitting on a pair of 42-yarders in the second half.

KEY STAT

249 — Senior Michael Scarnecchia made his first career start, passing for 249 yards to go along with three touchdowns. He led the Gamecocks to the game-winning drive that set up the Parker White game-winning field goal. The big play in the drive was a 27-yard pass to Kyle Markway that put Carolina in field-goal range.



| | | | | | |
|----------------|----|---|----|----|----|
| Missouri | 14 | 9 | 0 | 12 | 35 |
| South Carolina | 7 | 7 | 17 | 6 | 37 |

SCORING SUMMARY

| | | | | |
|-----|-------|----|--|-------|
| 1st | 11:58 | MU | Rountree 1-yard run (McCann kick) (5-62-1:16) | 0-7 |
| 1st | 11:02 | SC | Edwards 5-yard pass from Scarnecchia (White kick) (3-37-0:56) | 7-7 |
| 1st | 4:25 | MU | Ctockett 1-yard run (McCann kick) (6-61-2:15) | 7-14 |
| 2nd | 14:53 | MU | McCann 22-yard field goal (9-64-3:00) | 7-17 |
| 2nd | 12:57 | SC | Edwards 17-yard pass from Scarnecchia (White kick) (5-68-1:56) | 14-17 |
| 2nd | 6:16 | MU | McCann 32-yard field goal (7-50-2:38) | 14-20 |
| 2nd | 0:23 | MU | McCann 22-yard field goal (15-82-4:30) | 14-23 |
| 3rd | 9:34 | SC | Samuel 8-yard pass from Scarnecchia (White kick) (12-66-4:45) | 21-23 |
| 3rd | 5:15 | SC | White 42-yard field goal (9-29-2:00) | 24-23 |
| 3rd | 5:00 | SC | Greene 12-yard interception return (White kick) | 31-23 |
| 4th | 13:54 | MU | Rountree 2-yard run (Lock pass failed) (3-21-0:46) | 31-29 |
| 4th | 11:01 | MU | McCann 44-yard field goal (4-6-1:55) | 31-32 |
| 4th | 6:23 | SC | White 42-yard field goal (12-40-4:38) | 34-32 |
| 4th | 1:18 | MU | McCann 57-yard field goal (7-33-2:48) | 34-35 |
| 4th | 0:02 | SC | White 33-yard field goal (9-53-1:16) | 37-35 |

TEAM STATISTICS

| | MU | SC |
|----------------------------|---------|---------|
| First Downs | 23 | 18 |
| Rushing | 10 | 4 |
| Passing | 9 | 13 |
| Penalty | 4 | 1 |
| Net Yards Rushing | 286 | 128 |
| Rushing Attempts | 46 | 47 |
| Net Yards Passing | 204 | 249 |
| Cmp.-Att.-Int. | 17-36-2 | 20-35-0 |
| Total Offense Yards | 490 | 377 |
| Total Offense Plays | 82 | 82 |
| Fumbles: No.-Lost | 2-0 | 1-1 |
| Penalties: No.-Yards | 10-83 | 9-83 |
| Punts-Yards | 3-130 | 5-163 |
| Avg. Yards Per Punt | 43.3 | 32.6 |
| Punt Returns: No.-Yards | 1-12 | 1-(-2) |
| Kickoff Returns: No.-Yards | 2-33 | 6-90 |
| Interceptions: No.-Yards | 0-0 | 2-12 |
| Possession Time | 30:28 | 29:32 |
| Third Down Conversions | 4-16 | 8-19 |
| Fourth Down Conversions | 0-1 | 1-4 |
| Red Zone Scores-Chances | 6-8 | 4-4 |
| Sacks By: No.-Yards | 1-9 | 1-3 |
| PAT Kicks | 2-2 | 4-4 |
| Field Goals | 5-6 | 3-3 |

INDIVIDUAL STATISTICS

RUSHING: MU: Crockett 20-154; Rountree 13-90; Badie 6-45; Lock 5-14; Team 2-(-17). **SC:** Dowdle 21-53; T. Williams 15-51; Turner 4-7; Hart 1-5; Charlton 1-5; Scarnecchia 3-4; Samuel 2-3.

PASSING: MU: Lock 17-36-2-204. **SC:** Scarnecchia 20-35-0-249.

RECEIVING: MU: Okwuegbunam 4-13; Johnson 3-40; Badie 3-25; Knox 2-50; Scott 2-19; Bailey 1-21; Blanton 1-18; Banister 1-18. **SC:** Edwards 7-73; Samuel 4-88; S. Smith 3-32; Dowdle 3-15; Pollard 2-14; Markway 1-27.

PUNT RETURNS: MU: Ross 1-12. **SC:** Edwards 1-(-2).

KICKOFF RETURNS: MU: Badie 2-33. **SC:** Samuel 2-38; Nixon 2-34; Fennell 1-11; Markway 1-7.

INTERCEPTION RETURNS: MU: None. **SC:** Greene 1-12; J. Williams 1-0.

GM
6

#22/22 Texas A&M 26 South Carolina 23



October 13, 2018
Williams-Brice Stadium
Columbia, S.C.
76,871



COLUMBIA, S.C. (AP) — Kellen Mond threw for 353 yards and freshman Seth Small had four field goals, including the go-ahead kick in the fourth quarter, to lift No. 22 Texas A&M to a 26-23 victory over South Carolina.

The Aggies (5-2, 3-1 SEC) moved to 5-0 against the Gamecocks (3-3, 2-3) since joining the league in 2012.

Mond also had a 4-yard touchdown pass to Jace Sternberger in the second quarter and, when Small hit a 32-yard field goal on the Aggies' first drive of the second half to go up 16-0, it looked like more than enough to put away the Gamecocks, who managed just 102 yards of offense the first 30 minutes.

That's when Jake Bentley, returning after missing last week's win over Missouri with a knee injury, led a pair of third-quarter TD drives - and the two-point conversions both times.

Bentley had a 22-yard scoring pass to Shi Smith to start the comeback, then hit Chavis Dawkins for a 33-yard touchdown throw off a flea flicker.

Texas A&M responded with the winning drive, moving 45 yards to set Small up for a 39-yard field goal with 9:16 left. The Aggies sealed things with Trayveon Williams' 3-yard score with 1:36 left.

South Carolina got a final TD pass from Bentley to Samuel with 48 seconds to go, but could not execute an onside kick attempt.

Mond got the Aggies going when he found his big tight end Sternberger. The 6-foot-4, 250-pound junior had a 53-yard reception where he dragged safety Steven Montac (some 65 pounds lighter) about 25 yards inside the South Carolina 10.

Small opened Texas A&M's scoring with a 52-yard field goal, the freshman tying his career long kick.

South Carolina struggled with Bentley back behind center in the opening half. The junior was 6 of 17 passing the first 30 minutes for 46 yards. He had an awful interception in the end zone to kill off the Gamecocks best scoring chance of the half.


Mond was 25 of 37 passing. His 353 yards was the second most of his career.

GAME CHANGER

Carolina scored touchdowns and was successful on two two-point conversions, but A&M answered those drives to take a lead it would not relinquish on Small's 39-yard field goal with 9:16 remaining.

KEY STAT

41:29 – The Aggies held the ball for that time period, running 77 plays for 458 yards.



| | | | | | |
|----------------|---|----|----|----|----|
| Texas A&M | 3 | 10 | 3 | 10 | 26 |
| South Carolina | 0 | 0 | 16 | 7 | 23 |

SCORING SUMMARY

| | | | | |
|-----|------|-----|---|-------|
| 1st | 0:31 | A&M | Small 52-yard field goal (10-45-4:38) | 0-3 |
| 2nd | 4:19 | A&M | Sternberger 4-yard pass from Mond (Small kick) (5-94-3:12) | 0-10 |
| 2nd | 0:00 | A&M | Small 20-yard field goal (9-73-3:21) | 0-13 |
| 3rd | 8:36 | A&M | Small 32-yard field goal (11-60-6:24) | 0-16 |
| 3rd | 4:54 | SC | S. Smith 22-yard pass from Bentley (Edwards pass from Bentley) (10-82-3:35) | 8-16 |
| 3rd | 0:24 | SC | Dawkins 33-yard pass from Bentley (Edwards pass from Bentley) (7-88-2:43) | 16-16 |
| 4th | 9:16 | A&M | Small 39-yard field goal (11-55-6:02) | 16-19 |
| 4th | 1:36 | A&M | T. Williams 3-yard run (Small kick) (11-78-5:45) | 16-26 |
| 4th | 0:48 | SC | Samuel 6-yard pass from Bentley (White kick) (5-75-0:48) | 23-26 |

TEAM STATISTICS

| | TAMU | SC |
|----------------------------|---------|---------|
| First Downs | 25 | 19 |
| Rushing | 9 | 6 |
| Passing | 15 | 8 |
| Penalty | 1 | 5 |
| Net Yards Rushing | 105 | 76 |
| Rushing Attempts | 40 | 18 |
| Net Yards Passing | 353 | 223 |
| Cmp.-Att.-Int. | 25-37-0 | 17-35-1 |
| Total Offense Yards | 458 | 299 |
| Total Offense Plays | 77 | 53 |
| Fumbles: No.-Lost | 0-0 | 1-1 |
| Penalties: No.-Yards | 12-117 | 4-39 |
| Punts-Yards | 4-209 | 6-304 |
| Avg. Yards Per Punt | 52.2 | 50.7 |
| Punt Returns: No.-Yards | 2-15 | 2-34 |
| Kickoff Returns: No.-Yards | 2-48 | 2-32 |
| Interceptions: No.-Yards | 1-0 | 0-0 |
| Possession Time | 41:29 | 18:31 |
| Third Down Conversions | 3-13 | 2-9 |
| Fourth Down Conversions | 0-0 | 1-1 |
| Red Zone Scores-Chances | 5-5 | 1-2 |
| Sacks By: No.-Yards | 1-10 | 2-15 |
| PAT Kicks | 2-2 | 1-1 |
| Field Goals | 4-5 | 0-0 |

INDIVIDUAL STATISTICS

RUSHING: TAMU: T. Williams 19-78; Mond 13-25; Corbin 5-21; Team 3-(-19). **SC:** T. Williams 7-48; Dowdle 7-19; Bentley 4-9.

PASSING: TAMU: Mond 25-37-0-353. **SC:** Bentley 17-35-1-223.

RECEIVING: TAMU: Davis 9-127; Sternberger 7-145; Buckley 3-44; Jones 3-24; Corbin 2-9; T. Williams 1-4. **SC:** Samuel 7-88; Edwards 4-42; S. Smith 3-51; Dawkins 1-33; August 1-6; Pollard 1-3.

PUNT RETURNS: TAMU: Paul 2-15. **SC:** Edwards 2-34.

KICKOFF RETURNS: TAMU: Corbin 2-48. **SC:** Samuel 2-32.

INTERCEPTION RETURNS: TAMU: Oliver 1-0. **SC:** None.



South Carolina 27

Tennessee 24



October 27, 2018
Williams-Brice Stadium
Columbia, S.C.
80,614



COLUMBIA, S.C. (AP) — Jake Bentley threw for 152 yards and a touchdown and South Carolina's defense stopped Tennessee on downs twice in the final quarter as the Gamecocks rallied from 12-points down for a 27-24 victory Saturday night.

Parker White's 25-yard field goal with 5:52 remaining proved the difference, the second time in South Carolina's past three game he's gotten the game winning kick.

South Carolina defensive end D.J. Wonnum, back after missing five games with an ankle injury, sacked Vols quarterback Jarrett Guarantano on fourth down with 1:08 to go to seal the win.

The Vols (3-5, 1-4 Southeastern Conference) looked like they had gained control when they went up 21-9 on Carlin Fils-aime's 14-yard TD run early in the third quarter.

But with the previous six meetings in the series decided by 20 points, there was little chance this one wouldn't tighten up.

The Gamecocks (4-3, 3-3) began the comeback on Rico Dowdle's 1-yard touchdown run. Then, after a Vols field goal, South Carolina responded again.

Bentley connected with Bryan Edwards on a 73-yard pass to the Tennessee 2 and two plays later Ty'Son Willams bulled in for a 1-yard touchdown run.

Bentley ran past three defenders for a two-point conversion and a 24-all tie.

After Javon Kinlaw knocked down Guarantano's fourth-down pass with 9:47 to go, Bentley led the Gamecocks to the Vols 8 to set Parker up for the go-ahead kick.

Tennessee drove to midfield the final time it had the ball before Wonnum wrapped up Guarantano on fourth-and-10.

Tennessee finally got off to a quick start. Guarantano helped the Vols convert four third downs on a 71-yard TD drive that ended with a 6-yard pass to Jauan Jennings, to put the Vols up 14-3.

Carolina came right back. Bentley was 4-of-6 passing for 34 yards on the next series, the last completion a 3-yard heave to the end zone that Deebo Samuel tracked down when it looked like it might sail out of the end zone to head into the break behind 14-9.

GAME CHANGER

The Gamecock defense stopped Tennessee on fourth and 7 with 5:18 remaining in the game. South Carolina then went on a nine-play, 57-yard drive that ended with a 25-yard field goal from Parker White, giving the Gamecocks a 27-24 lead with 3:55 left. Carolina stopped the Vols on their next drive, solidifying the win.



| | | | | | |
|----------------|---|---|----|---|----|
| Tennessee | 7 | 7 | 10 | 0 | 24 |
| South Carolina | 3 | 6 | 15 | 3 | 27 |

SCORING SUMMARY

| | | | | |
|-----|-------|----|---|-------|
| 1st | 4:53 | UT | Wolf 5-yard pass from Guarantano (Cimaglia kick) (6-39-4:42) | 0-7 |
| 1st | 0:37 | SC | White 19-yard field goal (11-68-4:16) | 3-7 |
| 2nd | 2:11 | UT | Jennings 6-yard pass from Guarantano (Cimaglia kick) (15-71-7:53) | 3-14 |
| 2nd | 0:49 | SC | Samuel 3-yard pass from Bentley (kick blocked) (8-60-1:22) | 9-14 |
| 3rd | 10:02 | UT | Fils-Aime 14-yard run (Cimaglia kick) (9-75-4:58) | 9-21 |
| 3rd | 8:05 | SC | Dowdle 1-yard run (White kick) (7-66-1:57) | 16-21 |
| 3rd | 1:47 | UT | Cimaglia 45-yard fird goal (13-47-6:18) | 16-24 |
| 3rd | 0:05 | SC | T. Williams 1-yard run (Bentley run) (4-75-1:42) | 24-24 |
| 4th | 5:52 | SC | White 25-yard field goal (9-57-3:55) | 27-24 |

TEAM STATISTICS

| | UT | SC |
|----------------------------|---------|---------|
| First Downs | 23 | 19 |
| Rushing | 10 | 12 |
| Passing | 12 | 6 |
| Penalty | 1 | 1 |
| Net Yards Rushing | 144 | 224 |
| Rushing Attempts | 34 | 40 |
| Net Yards Passing | 207 | 152 |
| Cmp.-Att.-Int. | 27-39-0 | 11-16-1 |
| Total Offense Yards | 351 | 376 |
| Total Offense Plays | 73 | 56 |
| Fumbles: No.-Lost | 0-0 | 0-0 |
| Penalties: No.-Yards | 9-75 | 2-9 |
| Punts-Yards | 2-102 | 2-100 |
| Avg. Yards Per Punt | 51.0 | 50.0 |
| Punt Returns: No.-Yards | 1-7 | 0-0 |
| Kickoff Returns: No.-Yards | 1-27 | 4-105 |
| Interceptions: No.-Yards | 1-0 | 0-0 |
| Possession Time | 38:33 | 21:27 |
| Third Down Conversions | 11-16 | 4-9 |
| Fourth Down Conversions | 0-2 | 0-0 |
| Red Zone Scores-Chances | 4-4 | 5-6 |
| Sacks By: No.-Yards | 1-8 | 2-5 |
| PAT Kicks | 3-3 | 1-2 |
| Field Goals | 1-1 | 2-2 |

INDIVIDUAL STATISTICS

RUSHING: UT: Jordan 12-62; Chandler 11-54; Fils-Aime 3-20; Guarantano 7-10; Team 1-(-2). **SC:** Dowdle 14-140; T. Williams 13-34; Denson 6-30; Bentley 4-20; Samuel 2-8; Team 1-(-8).

PASSING: UT: Guarantano 27-39-0-207. **SC:** Bentley 11-16-1-152.

RECEIVING: UT: Callaway 9-86; Chandler 7-29; Jordan 4-29; Jennings 3-26; Palmer 2-29; Wolf 1-5; Johnson 1-3. **SC:** Edwards 3-96; Samuel 3-8; T. Williams 2-16; Crosby 1-15; Pollard 1-10; Vann 1-7.

PUNT RETURNS: UT: Callaway 1-7. **SC:** None.

KICKOFF RETURNS: UT: Chandler 1-27. **SC:** Samuel 3-84; Turner 1-21.

INTERCEPTION RETURNS: UT: Tuttle 1-0. **SC:** None.

GM
8

South Carolina 48 Ole Miss 44

November 3, 2018

Vaught-Hemingway Stadium
Oxford, Miss.
56,798



OXFORD, MISS. (AP) — Jake Bentley passed for two touchdowns and scored the game-winning touchdown on a 4-yard run with 5:50 left to lift South Carolina to a 48-44 comeback win over Mississippi on Saturday.

South Carolina (5-3, 4-3) erased a 44-34 deficit in the fourth quarter to win consecutive games for the first time this season. The Gamecocks covered 47 and 73 yards in fourth-quarter scoring drives, capped by a 3-yard run from A.J. Turner and Bentley's decisive score, respectively.

Bentley finished 22-of-32 passing for 363 yards as the Gamecocks had 510 total yards. The South Carolina defense, after giving up eight scores in 10 possessions, closed with four consecutive scoreless series to preserve the win.

Ole Miss (5-4, 1-4) rallied from an early 17-3 deficit for a 27-27 tie at halftime and moved out to a 44-34 fourth-quarter lead. Jordan Ta'amu was 31-of-46 passing for 379 yards as the Rebels had 616 yards of total offense, including 141 rushing yards on 21 carries from Scottie Phillips.

The first-half shootout opened on a 90-yard kickoff return touchdown by Deebo Samuel as the Gamecocks raced to an early 14-point lead. By halftime, Parker White had field goals of 20 and 23 yards, Ty'Son Williams scored on a 2-yard run and Bryan Edwards pulled in a 75-yard touchdown pass from Bentley for South Carolina.

Ole Miss countered with a 24-point outburst in the second period, highlighted by touchdown runs of 1 and 9 yards by Phillips. Luke Logan added field goals of 25 and 26 yards, while Ta'amu scored on a 17-yard run.


The Rebels got second-half touchdown runs from Phillips and Isaiah Woullard on 2 and 1 yards, respectively. Josh Vann had a 5-yard scoring pass from Bentley late in the third quarter before South Carolina rallied in the final 12 minutes.

GAME CHANGER

South Carolina's defense stopped Ole Miss on the Rebels' last four drives as the Gamecocks came back from a 10-point deficit to win, 48-44. That set up the game-winning score as Jake Bentley ran in from four yards out after a 69-yard rush by Mon Denson.

KEY STAT

7.4 — The Gamecocks had 7.4 yards per play and were helped by big plays from Bryan Edwards (75-yard touchdown reception from Jake Bentley) and Mon Denson (69-yard rush to set up the game-winning score). South Carolina had 510 total yards of offense in the win.



| | | | | | |
|----------------|----|----|----|----|----|
| South Carolina | 17 | 10 | 7 | 14 | 48 |
| Ole Miss | 3 | 24 | 10 | 7 | 44 |

SCORING SUMMARY

| | | | | |
|-----|-------|----|--|-------|
| 1st | 14:43 | SC | Samuel 90-yard kickoff return (White kick) | 7-0 |
| 1st | 11:15 | OM | Logan 25-yard field goal (12-65-3:22) | 7-3 |
| 1st | 9:12 | SC | T. Williams 2-yard run (White kick) (8-75-2:03) | 14-3 |
| 1st | 2:38 | SC | White 20-yard field goal (9-73-3:25) | 17-3 |
| 2nd | 13:46 | OM | Phillips 9-yard run (Logan kick) (11-75-3:52) | 17-10 |
| 2nd | 7:52 | OM | Logan 26-yard field goal (12-80-3:42) | 17-13 |
| 2nd | 7:41 | SC | Edwards 75-yard pass from Bentley (White kick) (1-75-0:11) | 24-13 |
| 2nd | 6:22 | OM | Ta'amu 17-yard run (Logan kick) (5-75-1:19) | 24-20 |
| 2nd | 2:01 | SC | White 23-yard field goal (11-72-4:14) | 27-20 |
| 2nd | 0:10 | OM | Phillips 1-yard run (Logan kick) (9-75-1:51) | 27-27 |
| 3rd | 11:56 | OM | Logan 31-yard field goal (9-61-3:04) | 27-30 |
| 3rd | 10:05 | SC | Vann 5-yard pass from Bentley (White kick) (7-71-1:49) | 34-30 |
| 3rd | 2:50 | OM | Phillips 2-yard run (Logan kick) (10-54-3:42) | 34-37 |
| 4th | 14:15 | OM | Woullard 1-yard run (Logan kick) (5-37-2:20) | 34-44 |
| 4th | 11:01 | SC | Turner 3-yard run (White kick) (8-47-3:06) | 41-44 |
| 4th | 5:50 | SC | Bentley 4-yard run (White kick) (4-73-1:14) | 48-44 |

TEAM STATISTICS

| | SC | OM |
|----------------------------|---------|---------|
| First Downs | 18 | 34 |
| Rushing | 6 | 14 |
| Passing | 12 | 18 |
| Penalty | 0 | 2 |
| Net Yards Rushing | 147 | 237 |
| Rushing Attempts | 37 | 50 |
| Net Yards Passing | 363 | 379 |
| Cmp.-Att.-Int. | 22-32-0 | 31-48-0 |
| Total Offense Yards | 510 | 616 |
| Total Offense Plays | 69 | 98 |
| Fumbles: No.-Lost | 0-0 | 1-1 |
| Penalties: No.-Yards | 5-51 | 4-35 |
| Punts-Yards | 4-185 | 4-173 |
| Avg. Yards Per Punt | 46.2 | 43.2 |
| Punt Returns: No.-Yards | 0-0 | 3-13 |
| Kickoff Returns: No.-Yards | 7-189 | 2-43 |
| Interceptions: No.-Yards | 0-0 | 0-0 |
| Possession Time | 24:25 | 35:35 |
| Third Down Conversions | 6-14 | 6-17 |
| Fourth Down Conversions | 0-1 | 2-3 |
| Red Zone Scores-Chances | 6-6 | 8-9 |
| Sacks By: No.-Yards | 3-17 | 1-7 |
| PAT Kicks | 6-6 | 5-5 |
| Field Goals | 2-2 | 3-3 |

INDIVIDUAL STATISTICS

RUSHING: SC: Denson 12-102; T. Williams 7-30; Turner 5-17; Bentley 8-8; Dowdle 1-(-1); Team 4-(-9). **OM:** Phillips 21-141; Ta'amu 21-66; Woullard 6-28; Moore 1-6; Team 1-(-4).

PASSING: SC: Bentley 22-32-0-363. **OM:** Ta'amu 31-46-0-379; Corral 0-2-0-0.

RECEIVING: SC: Edwards 4-109; T. Williams 3-105; S. Smith 3-82; Samuel 3-17; Vann 3-13; Crosby 2-11; Turner 1-21; August 1-4; Denswon 1-1; Dawkins 1-0. **OM:** Moore 11-129; Lodge 7-34; Brown 6-115; Knox 2-43; Phillips 2-28; Cooley 1-15; Allen 1-9; Sanders 1-6.

PUNT RETURNS: SC: None. **OM:** Moore 3-13.

KICKOFF RETURNS: SC: Samuel 5-178; Fennell 1-9; Markway 1-2. **OM:** Moore 2-43.

INTERCEPTION RETURNS: SC: None. **OM:** None.



#19/21 Florida 35
South Carolina 31

November 10, 2018
Ben Hill Griffin Stadium
Gainesville, Fla.
82,696



GAINESVILLE, FLA. (AP) — Feleipe Franks silenced the home crowd twice after touchdown runs, seemingly sending a message after getting benched last week and booed earlier in the game, and No. 19 Florida rallied to beat South Carolina 35-31 Saturday and end a two-game losing streak.



Franks dived across the goal line on a fourth-down play from inside the 1-yard line with 4:09 to play, putting the Gators (7-3, 5-3 Southeastern Conference, No. 15 CFP) ahead for the first time and for good. Florida overcame a 17-point deficit in the second half.

C.J. Henderson ended the Gamecocks' comeback attempt by picking off Jake Bentley.

But Franks was the player of the game, even if he thrived in a villain role. The sophomore put his fingers to his lips while celebrating with teammates, the kind of gesture usually seen from visitors.

Franks completed 15 of 21 passes for 161 yards and a touchdown. He also ran for two scores a week after getting pulled for the third time in two seasons.

Coach Dan Mullen opened up the quarterback competition, but backup Kyle Trask broke a foot in practice Wednesday and is out for the season. That left Franks as Mullen's only viable option.

Fans expressed their displeasure after consecutive plays on the first series in which Franks fumbled and badly overthrew a receiver.

South Carolina (5-4, 4-4) scored touchdowns on its first two possessions and looked like it would roll in the Swamp.

But Franks and the Gators woke up and rallied, preventing former coach Will Muschamp from getting a victory in his second trip back to Florida Field since getting fired.

Jordan Scarlett ran for 159 yards. Lamical Perine added 107 yards and two scores on the ground.

GAME CHANGER

Trailing by 17 points, Florida rattled off 21 unanswered, beginning with a Kadarius Toney 18-yard touchdown pass from Feleipe Franks with 56 seconds left in the third quarter. Carolina had just 23 yards in the fourth quarter as a pair of Gator touchdowns in the frame gave Florida the four-point victory.

KEY STAT

367 — The Carolina defense allowed 367 yards on the ground on 62 carries, as the Gators had a pair of 100-yard rushers (Jordan Scarlett 159, Lamical Perine 107). Florida had 528 total yards of offense in the win over Carolina.

| | | | | | |
|----------------|----|----|----|----|----|
| South Carolina | 14 | 7 | 10 | 0 | 31 |
| Florida | 0 | 14 | 7 | 14 | 35 |

SCORING SUMMARY

| | | | | |
|-----|-------|----|--|-------|
| 1st | 9:17 | SC | August 2-yard pass from Bentley (White kick) (13-83-5:43) | 7-0 |
| 1st | 4:51 | SC | Markway 19-yard pass from Bentley (White kick) (6-84-1:41) | 14-0 |
| 2nd | 13:46 | UF | Perine 2-yard run (McPherson kick) (13-75-6:05) | 14-7 |
| 2nd | 8:58 | UF | Franks 10-yard run (McPherson kick) (8-69-3:12) | 14-14 |
| 2nd | 4:21 | SC | Bentley 1-yard run (White kick) (12-71-4:27) | 21-14 |
| 3rd | 9:19 | SC | White 34-yard field goal (5-14-0:54) | 24-14 |
| 3rd | 4:41 | SC | Dowdle 4-yard run (White kick) (4-93-1:59) | 31-14 |
| 3rd | 0:56 | UF | Toney 18-yard pass from Franks (McPherson kick) (10-75-3:45) | 31-21 |
| 4th | 11:03 | UF | Perine 23-yards run (McPherson kick) (8-89-2:40) | 31-28 |
| 4th | 4:09 | UF | Franks 1-yard run (McPherson kick) (10-66-4:47) | 31-35 |

TEAM STATISTICS

| | SC | UF |
|----------------------------|---------|---------|
| First Downs | 18 | 33 |
| Rushing | 7 | 22 |
| Passing | 10 | 11 |
| Penalty | 1 | 0 |
| Net Yards Rushing | 147 | 367 |
| Rushing Attempts | 36 | 62 |
| Net Yards Passing | 239 | 161 |
| Cmp.-Att.-Int. | 18-28-1 | 15-21-0 |
| Total Offense Yards | 386 | 528 |
| Total Offense Plays | 64 | 83 |
| Fumbles: No.-Lost | 0-0 | 3-1 |
| Penalties: No.-Yards | 7-41 | 7-55 |
| Punts-Yards | 4-174 | 3-158 |
| Avg. Yards Per Punt | 43.5 | 52.7 |
| Punt Returns: No.-Yards | 0-0 | 1-(-4) |
| Kickoff Returns: No.-Yards | 4-78 | 0-0 |
| Interceptions: No.-Yards | 0-0 | 1-0 |
| Possession Time | 24:20 | 35:40 |
| Third Down Conversions | 7-13 | 10-16 |
| Fourth Down Conversions | 0-0 | 1-1 |
| Red Zone Scores-Chances | 5-5 | 4-6 |
| Sacks By: No.-Yards | 2-14 | 2-9 |
| PAT Kicks | 4-4 | 5-5 |
| Field Goals | 1-1 | 0-1 |

INDIVIDUAL STATISTICS

RUSHING: SC: Turner 12-81; Denson 14-49; Bentley 6-8; Dowdle 2-8; Samuel 1-3; Team 1-(-2). **UF:** Scarlett 18-159; Perine 16-107; Toney 4-51; Franks 16-36; Pierce 5-19; Team 3-(-5).

PASSING: SC: Bentley 18-28-1-239. **UF:** Franks 15-21-0-161.

RECEIVING: SC: Samuel 4-120; Edwards 3-34; S. Smith 2-24; August 2-14; Crosby 2-11; Vann 2-11; Markway 1-19; Turner 1-4; Dawkins 1-3. **UF:** Hammond 5-35; Toney 2-33; Grimes 2-24; Cleveland 1-19; Lewis 1-14; Jefferson 1-14; Gamble 1-11; Krull 1-10; Scarlett 1-1.

PUNT RETURNS: SC: None. **UF:** Toney 1-(-4).

KICKOFF RETURNS: SC: Samuel 4-78. **UF:** None.

INTERCEPTION RETURNS: SC: None. **UF:** Henderson 1-0.

GM
10

South Carolina 49 Chattanooga 9

November 17, 2018
Williams-Brice Stadium
Columbia, S.C.
72,832



COLUMBIA, S.C. (AP) — Quarterback Jake Bentley threw for 339 yards and tied his career best with four touchdowns as the Gamecocks became bowl eligible with a 49-9 victory over Chattanooga on Saturday night.

A.J. Turner, a junior with eight career touchdowns coming in, accounted for three TDs for the Gamecocks (6-4) against the FCS Mocs (6-5).

The win was an important one for the Gamecocks (6-4), whose time was running out at trying to make the postseason.

The Gamecocks, who fell to FCS opponent The Citadel here three years ago, didn't want to mess around with Chattanooga. Bentley and Turner made sure they started fast with touchdowns on their first three possessions.

Bentley was 5-of-6 passing on South Carolina's opening possession, including a 16-yard TD throw to Turner.

He was at it again the next time he got the ball with a 12-play drive that ended with a 6-yard TD throw to Turner.

Turner was front and center on the next drive, too, finishing the series with an 11-yard scoring run.

Turner had only one touchdown in eight games this season before breaking out big against Chattanooga in the opening half.

Bentley, who was 25 of 29 passing, didn't stop after the break in adding scoring throws of 53 yards to Shi Smith and 61 yards to Samuel.

Samuel finished with five catches for 112 yards, his second straight game with over 100 yards receiving.

Chattanooga was overmatched from the start. The Mocs had a field goal and an extra point blocked. They were just one of eight on third-down tries in the opening half.

Chattanooga's lone TD came when receiver Bryce Nunnally threw a 2-yard scoring pass to a wide open quarterback Nick Tiano with less than five minutes left in the game.

GAME CHANGER

A.J. Turner was on the receiving end of two touchdown passes from Jake Bentley in the first quarter of the win over Chattanooga. Turner caught three passes for 34 yards and rushed for 65 yards and a touchdown as the Gamecocks never trailed in the 40-point win.

KEY STAT

602 — The Carolina offense had 602 yards in the win over the Mocs as Jake Bentley went 25-for-29 for 339 yards while Deshaun Fenwick, who played in his first career game as a Gamecock, eclipsed the 100-yard barrier, rushing for 112 yards on 17 carries.



| | | | | | |
|----------------|----|----|---|----|----|
| Chattanooga | 0 | 3 | 0 | 6 | 9 |
| South Carolina | 14 | 14 | 7 | 14 | 49 |

SCORING SUMMARY

| | | | | |
|-----|-------|-----|--|------|
| 1st | 9:53 | SC | Turner 16-yard pass from Bentley (White kick) (10-75-3:44) | 7-0 |
| 1st | 4:16 | SC | Turner 6-yard pass from Bentley (White kick) (11-61-4:00) | 14-0 |
| 2nd | 14:55 | UTC | Ulmo 36-yard field goal (11-56-4:21) | 14-3 |
| 2nd | 13:44 | SC | Turner 11-yard run (White kick) (4-68-1:11) | 21-3 |
| 2nd | 0:34 | SC | Denson 1-yard run (White kick) (8-70-1:36) | 28-3 |
| 3rd | 13:32 | SC | S. Smith 53-yard pass from Bentley (White kick) (5-70-1:28) | 35-3 |
| 4th | 14:48 | SC | Samuel 61-yard pass from Bentley (White kick) (3-74-0:36) | 42-3 |
| 4th | 10:51 | SC | Fenwick 2-yard run (9-75-3:22) (Woznick kick) (9-75-3:22) | 49-3 |
| 4th | 4:52 | UTC | Tiano 2-yard pass from Nunnally (Burks kick blocked) (9-90-4:21) | 49-9 |

TEAM STATISTICS

| | UTC | SC |
|----------------------------|---------|---------|
| First Downs | 17 | 33 |
| Rushing | 4 | 17 |
| Passing | 9 | 13 |
| Penalty | 4 | 3 |
| Net Yards Rushing | 78 | 238 |
| Rushing Attempts | 24 | 42 |
| Net Yards Passing | 256 | 364 |
| Cmp.-Att.-Int. | 18-37-1 | 29-36-0 |
| Total Offense Yards | 334 | 602 |
| Total Offense Plays | 61 | 78 |
| Fumbles: No.-Lost | 2-1 | 0-0 |
| Penalties: No.-Yards | 6-49 | 6-48 |
| Punts-Yards | 5-195 | 2-92 |
| Avg. Yards Per Punt | 39.0 | 46.0 |
| Punt Returns: No.-Yards | 0-0 | 3-15 |
| Kickoff Returns: No.-Yards | 0-0 | 2-7 |
| Interceptions: No.-Yards | 0-0 | 1-26 |
| Possession Time | 28:37 | 31:23 |
| Third Down Conversions | 3-12 | 5-10 |
| Fourth Down Conversions | 0-0 | 1-2 |
| Red Zone Scores-Chances | 2-2 | 5-7 |
| Sacks By: No.-Yards | 2-15 | 2-18 |
| PAT Kicks | 0-1 | 7-7 |
| Field Goals | 1-3 | 0-1 |

INDIVIDUAL STATISTICS

RUSHING: UTC: Price 9-41; Trotter 5-20; Tiano 10-17. **SC:** Fenwick 17-112; Turner 8-65; Denson 7-28; Joyner 3-24; Urich 1-14; Vann 1-5; Samuel 1-2; Bentley 4-(-12).

PASSING: UTC: Tiano 17-36-1-254; Nunnally 1-1-0-2. **SC:** Bentley 25-29-0-339; Scarnecchia 2-4-0-15; Joyner 1-2-0-1; Urich 1-1-0-9.

RECEIVING: UTC: Nunnally 5-141; Price 4-22; Parker 3-20; Trotter 2-20; Morton 2-18; Young 1-33; Tiano 1-2. **SC:** Samuel 5-112; Edwards 4-69; S. Smith 4-68; Vann 4-15; Turner 3-34; Dawkins 3-24; Pollard 2-19; Register 1-9; Denson 1-8; Crosby 1-5; Hinson 1-1.

PUNT RETURNS: UTC: None. **SC:** Edwards 3-15.

KICKOFF RETURNS: UTC: None. **SC:** Markway 2-7.

INTERCEPTION RETURNS: UTC: None. **SC:** Mukuamu 1-26.

GM
11

#2/2 Clemson 56
South Carolina 35

November 24, 2018
Memorial Stadium
Clemson, S.C.
81,436



CLEMSON, S.C. (AP) — Trevor Lawrence threw for a career-high 393 yards, Adam Choice rushed for three touchdowns and No. 2 Clemson capped a perfect regular season with a 56-35 victory over South Carolina.

Jake Bentley had career highs with 510 yards - the second most ever allowed by Clemson - and five TDs for South Carolina. The Tigers had not given up that many points in 28 games since a 42-35 win over Virginia Tech in the 2016 Atlantic Coast Conference title game.

The Tigers will try for their fourth straight ACC title when they take on No. 24 Pitt in the championship game at Charlotte, North Carolina.

Not that South Carolina didn't throw a scare into the Tigers - or give defensive coordinator Brent Venables something to yell about leading into the ACC title game.

South Carolina, which had lost the last two rivalry games by a combined 90-17 score, was supposed to have little chance to hang with Clemson.

But it was the Gamecocks who struck first and kept on going. Bentley threw for 302 yards and three TDs in the opening half, including scoring throws of 67 yards to Kiel Pollard and 75 yards to Deebo Samuel to stick within 28-21 at the break.

Clemson's offense was relentless early on with four touchdowns on its first four possessions, two rushing scores by Choice and another on a 1-yard leap into the end zone by 315-pound Christian Wilkins.

Wilkins came up flexing in celebration, then struck the Heisman pose - which drew a 15-yard unsportsmanlike conduct penalty and ire of coach Dabo Swinney who got in Wilkins face for a minute or two on the sidelines.

It was far from the only bit of bravado by the Tigers. After Lawrence's 22-yard TD pass to Tee Higgins to put Clemson ahead for the first time 14-7, the freshman quarterback stared down the South Carolina sideline. But that's common in a heated rivalry where some in the home crowd booed the Gamecocks' band at halftime.

Choice had scoring runs of 1, 2 and 13 yards. His last one gave Clemson 41 rushing TDs this season to set the program single-year mark.

Travis Etienne ran for 150 yards and two touchdowns (the last with 39 seconds left) to give him 19 to set that single-season record.

Samuel had 10 catches for 210 yards and three TDs while Gamecocks receiver Shi Smith had nine grabs for 109 yards and a score.

The teams played offense like they were in the Big 12 combining for 1,344 yards - 744 by Clemson and 600 by South Carolina.



| | | | | | |
|----------------|----|----|----|----|----|
| South Carolina | 7 | 14 | 0 | 14 | 35 |
| Clemson | 14 | 14 | 14 | 14 | 56 |

SCORING SUMMARY

| | | | | |
|-----|-------|----|---|-------|
| 1st | 10:41 | SC | Samuel 9-yard pass from Bentley (White kick) (12-75-4:19) | 7-0 |
| 1st | 6:17 | CU | Choice 1-yard run (Huegel kick) (10-75-4:24) | 7-7 |
| 1st | 0:17 | CU | Higgins 22-yard pass from Lawrence (Huegel kick) (10-95-3:19) | 7-14 |
| 2nd | 7:23 | CU | Wilkins 1-yard run (Huegel kick) (12-97-4:49) | 7-21 |
| 2nd | 6:29 | SC | Pollard 67-yard pass from Bentley (White kick) (3-73-0:48) | 14-21 |
| 2nd | 4:49 | CU | Choice 2-yard run (Huegel kick) (5-70-1:34) | 14-28 |
| 2nd | 4:37 | CU | Samuel 75-yard pass from Bentley (White kick) (1-75-0:42) | 21-28 |
| 3rd | 10:21 | CU | Etienne 2-yard run (Huegel kick) (10-75-4:39) | 21-35 |
| 3rd | 6:46 | CU | Feaster 13-yard run (Huegel kick) (5-80-1:22) | 21-42 |
| 4th | 12:05 | CU | Choice 15-yard run (Huegel kick) (11-98-4:52) | 21-49 |
| 4th | 9:10 | SC | Samuel 32-yard pass from Bentley (White kick) (8-75-2:55) | 28-49 |
| 4th | 3:37 | SC | S. Smith 20-yard pass from Bentley (White kick) (4-74-1:05) | 35-49 |
| 4th | 0:39 | CU | Etienne 7-yard run (Huegel kick) (8-54-2:56) | 35-56 |

TEAM STATISTICS

| | SC | CU |
|----------------------------|---------|---------|
| First Downs | 29 | 38 |
| Rushing | 4 | 17 |
| Passing | 23 | 10 |
| Penalty | 2 | 2 |
| Net Yards Rushing | 90 | 351 |
| Rushing Attempts | 25 | 55 |
| Net Yards Passing | 510 | 393 |
| Cmp.-Att.-Int. | 32-50-1 | 27-37-0 |
| Total Offense Yards | 600 | 744 |
| Total Offense Plays | 75 | 92 |
| Fumbles: No.-Lost | 0-0 | 1-1 |
| Penalties: No.-Yards | 7-48 | 8-79 |
| Punts-Yards | 3-150 | 2-74 |
| Avg. Yards Per Punt | 50.0 | 37.0 |
| Punt Returns: No.-Yards | 0-0 | 0-0 |
| Kickoff Returns: No.-Yards | 3-55 | 3-52 |
| Interceptions: No.-Yards | 0-0 | 1-3 |
| Possession Time | 25:09 | 34:51 |
| Third Down Conversions | 7-14 | 8-13 |
| Fourth Down Conversions | 1-3 | 2-2 |
| Red Zone Scores-Chances | 2-4 | 7-8 |
| Sacks By: No.-Yards | 0-0 | 3-20 |
| PAT Kicks | 5-5 | 8-8 |
| Field Goals | 0-0 | 0-1 |

INDIVIDUAL STATISTICS

RUSHING: SC: Denson 17-62; Dowdle 4-49; Team 1-(-1); Bentley 3-(-20). CU: Etienne 28-150; Feaster 9-63; Choice 7-56; Lawrence 4-42; Dixon 5-38; Wilkins 2-2.

PASSING: SC: Bentley 32-50-1-510. CU: Lawrence 27-36-0-393; Team 0-1-0-0.

RECEIVING: SC: Samuel 10-210; S. Smith 9-109; Edwards 5-41; Pollard 2-94; Dowdle 2-16; Denson 2-16; August 1-17; Crosby 1-7. CU: Higgins 6-142; Renfrow 5-80; Rodgers 5-18; Kendrick 4-51; Ross 3-58; Overton 1-22; Etienne 1-9; Feaster 1-7; Thompson 1-6.

PUNT RETURNS: SC: None. CU: None.

KICKOFF RETURNS: SC: Samuel 2-37; Dowdle 1-18. CU: Kendrick 2-52; Overton 1-0.

INTERCEPTION RETURNS: SC: None. CU: Davis 1-3

GM
12

South Carolina 28

Akron 3

December 1, 2018

Williams-Brice Stadium
Columbia, S.C.
53,420



COLUMBIA, S.C. (AP) — Deebo Samuel figured out another way to score a touchdown as he wrapped up his injury-cursed career at South Carolina in a rainy, messy makeup game.

Samuel recovered a bad snap on a punt in the end zone and caught two touchdown passes as the Gamecocks (7-5) beat Akron 28-3 on Saturday.

South Carolina was playing a low-stakes game on a wet, cold December afternoon to make up for one canceled by Hurricane Florence against the Zips (4-8), whose opener at Nebraska was cancelled by thunderstorms.

It was sloppy. South Carolina had four turnovers - two of them red zone interceptions by Jake Bentley - and Akron had six fumbles, losing three of them. In 17 second-half drives, 10 ended in punts, four ended on downs, two ended in lost fumbles and the last one ended at the final gun.

Bentley was 14 of 27 for 199 yards and three touchdowns. Mon Denson ran 17 times for 110 yards and Bryan Edwards caught five passes for 109 yards and a TD for South Carolina.

Samuel put this game away on his own. His fumble recovery on a high snap on an Akron punt put the Gamecocks up 21-3 and his 5-yard TD catch with 1:33 to go in the second quarter put South Carolina ahead 28-3. Samuel has 16 TDs receiving, seven rushing, four on kick returns and one on a fumble recovery in his career. He also has thrown two passes in college - both for touchdowns.

The announced attendance was 53,420 people - the actual crowd was much smaller - and it was the lowest attendance for a South Carolina game since 52,400 were counted in October 1991 when Louisiana Tech came to town.


Kato Nelson was 19 for 39 for 178 yards. Kwad Smith caught six passes for 69 yards for the Zips. Nick Gasser's 45-yard field goal gave Akron its only points.

GAME CHANGER

South Carolina expanded its lead to 10-3 as Jake Bentley completed a 70-yard touchdown pass to Bryan Edwards with 3:01 left in the first quarter. The Gamecocks added a pair of Deebo Samuel touchdowns (one fumble recovery, one reception) to take a 28-3 lead into the locker room.

KEY STAT

11 — South Carolina had 11 tackles for loss in the contests, as Kobe Smith and Kingsley Enagbare each had a pair of stops behind the line of scrimmage. Carolina also had five sacks in the win as Smith joined Brad Johnson with 1.5 sacks apiece.



| | | | | | |
|----------------|----|----|---|---|----|
| Akron | 3 | 0 | 0 | 0 | 3 |
| South Carolina | 14 | 14 | 0 | 0 | 28 |

SCORING SUMMARY

| | | | | |
|-----|------|-----|--|------|
| 1st | 9:29 | SC | Samuel 15-yard pass from Bentley (White kick) (3-28-0:38) | 7-0 |
| 1st | 3:59 | AKR | Gasser 45-yard field goal (12-47-5:30) | 7-3 |
| 1st | 3:01 | SC | Edwards 70-yard pass from Bentley (White kick) (3-72-0:58) | 14-3 |
| 2nd | 8:09 | SC | Samuel fumble recovery in end zone (White kick) | 21-3 |
| 2nd | 1:33 | SC | Samuel 5-yard pass from Bentley (White kick) (10-90-4:00) | 28-3 |

TEAM STATISTICS

| | AKR | SC |
|----------------------------|---------|---------|
| First Downs | 18 | 16 |
| Rushing | 7 | 6 |
| Passing | 10 | 9 |
| Penalty | 1 | 1 |
| Net Yards Rushing | 82 | 185 |
| Rushing Attempts | 40 | 38 |
| Net Yards Passing | 178 | 199 |
| Cmp.-Att.-Int. | 19-39-0 | 14-27-2 |
| Total Offense Yards | 260 | 384 |
| Total Offense Plays | 79 | 65 |
| Fumbles: No.-Lost | 6-3 | 2-2 |
| Penalties: No.-Yards | 3-24 | 6-41 |
| Punts-Yards | 7-276 | 6-228 |
| Avg. Yards Per Punt | 39.4 | 38.0 |
| Punt Returns: No.-Yards | 2-25 | 2-21 |
| Kickoff Returns: No.-Yards | 1-13 | 1-28 |
| Interceptions: No.-Yards | 2-4 | 0-0 |
| Possession Time | 36:20 | 23:40 |
| Third Down Conversions | 4-18 | 8-17 |
| Fourth Down Conversions | 0-3 | 0-1 |
| Red Zone Scores-Chances | 0-0 | 2-5 |
| Sacks By: No.-Yards | 2-20 | 5-28 |
| PAT Kicks | 0-0 | 4-4 |
| Field Goals | 1-2 | 0-0 |

INDIVIDUAL STATISTICS

RUSHING: AKR: White 13-56; Suggs 14-40; Sands 2-12; Nelson 10-(-2); TReam 1-(-24). SC: Denson 17-110; Dowdle 13-86; Fenwick 4-3; Bentley 4-(-14).

PASSING: AKR: Nelson 19-39-0-178. SC: Bentley 14-27-2-199.

RECEIVING: AKR: Smith 6-69; Morris 3-38; Knight 3-16; Brimage 2-32; Bennett 2-21; McGriff 1-4; Sands 1-1; Suggs 1-(-3). SC: Edwards 5-109; Samuel 4-33; August 2-37; Vann 2-14; Pollard 1-6.

PUNT RETURNS: AKR: Knight 2-25. SC: Edwards 2-21.

KICKOFF RETURNS: AKR: Knight 1-13. SC: Samuel 1-28.

INTERCEPTION RETURNS: AKR: Dailey 1-2; Butler 1-2. SC: None.



Virginia 28
South Carolina 0



December 29, 2018
Bank of America Stadium
Charlotte, N.C.
48,263



CHARLOTTE, N.C. (AP) — Bryce Perkins threw three touchdown passes to Olamide Zaccheaus, Virginia's defense dominated and the Cavaliers beat South Carolina 28-0 in the Belk Bowl on Saturday for their first bowl win since 2005.

Perkins completed 22 of 31 passes for 208 yards and ran for 81 yards as the Cavaliers (8-5) ended the ACC's longest bowl drought. Zaccheaus, named the game's Most Outstanding Player, had 12 catches for 100 yards. Jordan Ellis ran for 106 yards and a touchdown, helping Virginia hold the ball for more than 42 minutes.

The Gamecocks were shut out for the first time since 2006, when they lost 18-0 to Georgia.

The Cavaliers' 14th-ranked pass defense put the clamps on a hot South Carolina offense that had averaged 38.2 points per game over the past five games. Jake Bentley had thrown for 16 touchdowns during that span, including a 510-yard, five-TD performance against No. 2 Clemson, but struggled without wide receiver Deebo Samuel, who elected to bypass the bowl game to begin preparing for the NFL draft.

Bentley was limited to 218 yards on 17-of-39 passing and was intercepted twice. South Carolina was 2 of 13 on third down conversions and 2 of 5 on fourth downs.

The Cavaliers controlled the ball for more than 20 minutes of the first half and built a 14-0 lead at halftime. Perkins found Zaccheaus on a fourth-and-2 in the back of the end zone for a 6-yard score, and Jordan Ellis added a 9-yard touchdown run to make it 14-0.


Perkins found Zaccheaus twice in the second half for TDs of 10 and 12 yards.

GAME CHANGER

South Carolina had 261 yards of total offense, including 218 passing yards, but only had 12 first downs and were a combined 4-for-18 on third and fourth downs. Shi Smith had six catches for 76 yards to lead the Carolina receivers.

KEY STAT

42:35 — Virginia held the ball for 42:35 as the Cavaliers had 413 yards of total offense and four scores. Virginia had four drives of five-minutes plus in the contest.



| | | | | | |
|----------------|---|---|---|---|----|
| South Carolina | 0 | 0 | 0 | 0 | 0 |
| Virginia | 7 | 7 | 7 | 7 | 28 |

SCORING SUMMARY

| | | | | |
|-----|------|-----|--|------|
| 1st | 3:30 | UVA | Zaccheaus 6-yard pass from Perkins (Delaney kick) (13-77-6:31) | 0-7 |
| 2nd | 0:42 | UVA | Ellis 9-yard run (Delaney kick) (14-90-8:10) | 0-14 |
| 3rd | 7:14 | UVA | Zaccheaus 10-yard pass from Perkins (Delaney kick) (8-39-4:25) | 0-21 |
| 4th | 6:54 | UVA | Zaccheaus 12-yard pass from Perkins (Delaney kick) (8-64-5:00) | 0-28 |

TEAM STATISTICS

| | SC | UVA |
|----------------------------|---------|---------|
| First Downs | 12 | 28 |
| Rushing | 2 | 14 |
| Passing | 10 | 13 |
| Penalty | 0 | 1 |
| Net Yards Rushing | 33 | 205 |
| Rushing Attempts | 20 | 48 |
| Net Yards Passing | 218 | 208 |
| Cmp.-Att.-Int. | 17-39-2 | 22-31-0 |
| Total Offense Yards | 251 | 413 |
| Total Offense Plays | 59 | 79 |
| Fumbles: No.-Lost | 1-0 | 1-1 |
| Penalties: No.-Yards | 5-35 | 3-30 |
| Punts-Yards | 5-226 | 4-153 |
| Avg. Yards Per Punt | 45.2 | 38.2 |
| Punt Returns: No.-Yards | 0-0 | 3-31 |
| Kickoff Returns: No.-Yards | 1-62 | 0-0 |
| Interceptions: No.-Yards | 0-0 | 2-60 |
| Possession Time | 17:25 | 42:35 |
| Third Down Conversions | 3-13 | 11-17 |
| Fourth Down Conversions | 1-4 | 1-1 |
| Red Zone Scores-Chances | 0-1 | 4-5 |
| Sacks By: No.-Yards | 2-5 | 3-27 |
| PAT Kicks | 0-0 | 4-4 |
| Field Goals | 0-1 | 0-1 |

INDIVIDUAL STATISTICS

RUSHING: SC: Dowdle 6-21; Denson 3-15; T. Williams 4-9; Bentley 7-(12). UVA: Ellis 26-106; Perkins 15-81; Kier 5-12; Zaccheaus 1-10; Kelly 1-(-4).

PASSING: SC: Bentley 17-39-2-218. UVA: Perkins 22-31-0-208.

RECEIVING: SC: S. Smith 6-76; Crosby 3-48; Edwards 3-37; Denson 2-35; Dawkins 1-13; Dowdle 1-6; August 1-3. UVA: Zaccheaus 12-100; Dubois 5-57; Hogg 1-18; Butts 1-12; Sharp 1-10; Reed 1-10; Ellis 1-1.

PUNT RETURNS: SC: None. UVA: Kemp 3-31.

KICKOFF RETURNS: SC: S. Smith 1-62. UVA: None.

INTERCEPTION RETURNS: SC: None. UVA: Thornhill 1-54; Harris 1-6.