



Contact: Trenten Gauthier • Cell: (803) 807-7250 • Email: tcg2@mailbox.sc.edu • 1304 Heyward St., Columbia, S.C. 29208 • GamecocksOnline.com

2019 GAMECOCK WOMEN'S SOCCER

MATCH 4&5 INFORMATION

at Purdue/vs. DePaul (at Purdue)

Date: Sept. 6/8, 2019
 Kickoff: 7:30 p.m./11 a.m.
 Location: West Lafayette, Ind.
 Stadium: Folk Field
 Live Stats: PurdueSports
 Watch Live: BTN Student U/NA



#7 SOUTH CAROLINA
 Gamecocks
 (3-0-0)

Head Coach: Shelley Smith
 Record at SC: 238-115-45 (19th)
 Career Rec.: 279-149-47 (23rd)



PURDUE
 Boilermakers
 (4-0-0)

Head Coach: Laura Busby
 Record at Purdue: 33-25-8 (5th)
 Career Rec.: 153-99-20



DEPAUL
 Blue Demons
 (1-3-0)

Head Coach: Erin Chastain
 Record at DePaul: 101-111-31 (13th)
 Career Rec.: 101-111-31



[/GamecockWSoccer](https://www.facebook.com/GamecockWSoccer)



[@GamecockWSoccer](https://twitter.com/GamecockWSoccer)



[@GamecockWSoccer](https://www.instagram.com/GamecockWSoccer)

2019 SCHEDULE

| DATE | OPPONENT | TIME/RESULT |
|-----------------|----------------------------------|------------------|
| Aug. 15 | at Coastal Carolina (exhib.) | Cancelled |
| Aug. 22 | vs. No. 21 NC State | W, 2-1 |
| Aug. 25 | vs. William & Mary | W, 3-0 |
| Aug. 28 | at Jacksonville | W, 6-0 |
| Sept. 1 | vs. College of Charleston | Cancelled |
| Sept. 6 | at Purdue | 7:30 p.m. |
| Sept. 8 | vs. DePaul (at Purdue) | 11 a.m. |
| Sept. 12 | vs. Notre Dame | 7 p.m. |
| Sept. 15 | at Clemson | 6 p.m. |
| Sept. 20 | vs. Georgia* | 7 p.m. |
| Sept. 26 | at Alabama* | 8 p.m. |
| Sept. 29 | vs. Arkansas* | 2 p.m. |
| Oct. 4 | at Missouri* | 8 p.m. |
| Oct. 10 | at Kentucky* | 7:30 p.m. |
| Oct. 13 | vs. Vanderbilt* | 3 p.m. |
| Oct. 18 | vs. Tennessee* | 7 p.m. |
| Oct. 24 | vs. Ole Miss* | 7 p.m. |
| Oct. 27 | at Florida* | 3 p.m. |
| Oct. 31 | at Auburn* | 7:30 p.m. |

2019 SEC Championships (Orange Beach, Ala.)
 Nov. 3 - Nov. 10

all home games in **BOLD** | * indicates SEC contest |
 all times listed in Eastern | all dates and times subject
 to change | all home games played at Stone Stadium

MATCH PREVIEW

BAHR CONTINUES HOT START IN 6-0 VICTORY

Then-No. 8 South Carolina women's soccer (3-0-0) continued its hot start to the season with a dominating 6-0 victory over Jacksonville (0-2-0) on the road on Wednesday night. The six goals are the most Carolina has scored since Nov. 11, 2016, against Alabama State.

For the second-straight match the Gamecocks scored in bunches, this time scoring three goals all within three minutes and 17 seconds. For the third time in three matches, it was senior Alexa Bahr who notched the gamewinner.

"Tonight was a great night to get a lot of our players some experience," head coach Shelley Smith said. "We were able to pounce early, and it gave us a chance to rotate more tonight. It was nice to see our young talent meet expectations, because they have great abilities and potential, and they showed tonight what they are capable of."

QUICK NOTES

- South Carolina scored four goals in the first half against Jacksonville (Aug. 28) the most goals in a half since Nov. 11, 2016 vs. Alabama State in the NCAA Tournament
- Anna Patten returns to the Gamecocks after missing three matches while with the England Senior National Team, England went 0-1-1 in its two friendlies
- The Gamecocks played in front of the ninth-largest crowd (4,017) in program history in the 3-0 victory over William and Mary
- Carolina scored its three goals vs. William and Mary in just three minutes and 58 seconds of game action and about six minutes of actual time
- Alexa Bahr has scored all three game-winning goals this season, and already has matched her 2017 season total in goals with three and eclipsed her point total with nine already this season

NUMERICAL ROSTER

| No. | Name | Pos. | Ht. | Cl/Exp. | Hometown (High School / Last School) |
|-----|----------------------|------|-----|--------------|--|
| 0 | Mikayla Krzeczowski | GK | 5-6 | Sr./3L | Douglasville, Ga. (Chapel Hill) |
| 1 | Heather Hinz | GK | 5-5 | Fr./HS | Laytonsville, Md. (Our Lady of Good Counsel) |
| 2 | Amanda Martin | D | 5-5 | So./1L | Miami, Fla. (Miami Country Day School) |
| 3 | Rebecca Koch | D | 5-2 | Sr./3L | Cary Grove, Ill. (Cary-Grove) |
| 4 | Anna Patten | D | 5-9 | Jr./Transfer | Harpenden, England (St. George's School/Florida State) |
| 5 | Luciana Zullo | F | 5-3 | Jr./2L | Flemington, N.J. (Hunterdon Central Regional) |
| 6 | Camryn Dixon | F | 5-8 | Fr./HS | Cary, N.C. (Green Hope High School) |
| 7 | Paige Mikula | D | 5-3 | R-Fr./HS | Richboro, Penn. (Council Rock) |
| 9 | Bianca Galassini | M | 5-7 | Jr./2L | Frankfort, Ill. (Lincoln Way North/East) |
| 10 | Elexa Bahr | F | 5-3 | Sr./3L | Buford, Ga. (Buford) |
| 11 | Jenn Colter | D | 5-4 | Jr./2L | Savannah, Ga. (Savannah Christian Prep) |
| 12 | Riley Tanner | F | 5-7 | So./1L | Caledonia, Mich. (East Kentwood) |
| 13 | Samantha Meredith | F | 6-0 | Fr./HS | Charleston, S.C. (Wando High School) |
| 15 | Riane Coman | F/M | 5-5 | Fr./HS | Charleston, S.C. (Academic Magnet High School) |
| 16 | Abby Hugo | D | 5-5 | Fr./HS | Cary, N.C. (Panther Creek High School) |
| 18 | Grace Fisk | D | 5-6 | Sr./2L | Bromley, London (Langley Park) |
| 19 | Eveleen Hahn | F | 5-9 | Fr./HS | Lake Wylie, S.C. (Charlotte Catholic High School) |
| 20 | Sam Chang | M | 5-5 | R-Fr./HS | Mississauga, Ontario (John Fraser Secondary School) |
| 21 | Susan Kehl | D | 5-2 | Jr./2L | Dubuque, Iowa (Shattuck-St. Mary's) |
| 22 | Ryan Gareis | F | 5-7 | Jr./2L | Naperville, Ill. (Neuqua Valley) |
| 23 | Tatumn Milazzo | D | 5-7 | Sr./3L | Orland Park, Ill. (Victor J. Andrew) |
| 24 | Lauren Chang | M | 5-3 | Jr./2L | Alpharetta, Ga. (Cambridge) |
| 25 | Frances Ann Matise | D | 5-3 | So./1L | Dallas, Texas (Highland Park) |
| 26 | Claire Griffiths | M | 5-2 | R-So./1L | Wake Forest, N.C. (Millbrook HS) |
| 27 | Anne Frances Lorio | GK | 5-8 | Fr./HS | Huntersville, N.C. (Christ the King High School) |
| 28 | Meredith Christopher | F | 5-9 | Jr./1L | Fort Mill, S.C. (Fort Mill) |
| 29 | Sutton Jones | D | 5-9 | So./1L | Fort Mill, S.C. (Charlotte Latin) |
| 33 | Jyllissa Harris | M | 5-8 | So./1L | Hazlet, N.J. (Red Bank Catholic School) |
| 40 | Morgan Armstrong | F/M | 5-7 | R-Fr./1L | Davie, Fla. (St. Thomas Aquinas) |
| 49 | Sarah Eskew | D | 5-5 | Jr./2L | Centerville, Ga. (Northside) |

COACHING AND SUPPORT STAFF

Head Coach: Shelley Smith (19th season)
 Associate Head Coach: Jamie Smith (19th season)
 Assistant Coach: Clark McCarthy (4th season)
 Head Athletic Trainer: Stephanie Rosehart
 Strength and Conditioning Coach: Alex Buchman
 Team Manager: Sarah Kanuch
 Director of Operations: Anna Conklin
 Sports Information Director: Trenten Gauthier

PRONUNCIATIONS

Elexa **Bahr** -- BAR
 Ryan **Gareis** -- Gair-riss
 Rebecca **Koch** -- Cook
 Luciana **Zullo** -- ZOO-low
 Mikayla **Krzeczowski** -- Kruh-ZOW-Skee

Tatumn **Milazzo** -- Mi-LAH-Zoh
 Jyllissa Harris - JAH-lisa
 Frances Ann **Matise** - MAH-tise
 Riane **Coman** - Ko-MAN
 Eveleen Hahn - ev-AH-leen

CURRENT 2019 SEC STANDINGS

| Team | SEC Only | | | | Pts. | Overall | | | | | |
|-------------------|----------|-------|-------|--|------|---------|-------|-------|-------|---------|--------|
| | W-L-T | Home | Away | | | W-L-T | Pct. | Home | Away | Neutral | Streak |
| Vanderbilt | 0-0-0 | 0-0-0 | 0-0-0 | | 0 | 4-0-0 | 1.000 | 2-0-0 | 2-0-0 | 0-0-0 | W4 |
| Missouri | 0-0-0 | 0-0-0 | 0-0-0 | | 0 | 4-0-0 | 1.000 | 3-0-0 | 1-0-0 | 0-0-0 | W4 |
| South Carolina | 0-0-0 | 0-0-0 | 0-0-0 | | 0 | 3-0-0 | 1.000 | 2-0-0 | 1-0-0 | 0-0-0 | W3 |
| Texas A&M | 0-0-0 | 0-0-0 | 0-0-0 | | 0 | 3-0-1 | .875 | 2-0-0 | 1-1-0 | 1-0-0 | W2 |
| Tennessee | 0-0-0 | 0-0-0 | 0-0-0 | | 0 | 3-1-0 | .750 | 2-0-0 | 1-1-0 | 0-0-0 | W1 |
| Mississippi State | 0-0-0 | 0-0-0 | 0-0-0 | | 0 | 3-1-0 | .750 | 2-0-0 | 1-1-0 | 0-0-0 | W2 |
| Alabama | 0-0-0 | 0-0-0 | 0-0-0 | | 0 | 3-1-0 | .750 | 1-1-0 | 2-0-0 | 0-0-0 | W3 |
| Ole Miss | 0-0-0 | 0-0-0 | 0-0-0 | | 0 | 3-1-0 | .750 | 3-0-0 | 0-1-0 | 0-0-0 | W2 |
| Kentucky | 0-0-0 | 0-0-0 | 0-0-0 | | 0 | 2-0-2 | .750 | 1-0-2 | 1-0-0 | 0-0-0 | W2 |
| Arkansas | 0-0-0 | 0-0-0 | 0-0-0 | | 0 | 2-1-1 | .625 | 1-1-0 | 2-0-0 | 0-0-0 | W1 |
| LSU | 0-0-0 | 0-0-0 | 0-0-0 | | 0 | 2-1-1 | .625 | 1-0-0 | 1-1-1 | 0-0-0 | T1 |
| Florida | 0-0-0 | 0-0-0 | 0-0-0 | | 0 | 2-2-0 | .500 | 0-0-0 | 2-2-0 | 0-0-0 | L2 |
| Georgia | 0-0-0 | 0-0-0 | 0-0-0 | | 0 | 2-2-0 | .500 | 2-1-0 | 0-1-0 | 0-0-0 | W1 |
| Auburn | 0-0-0 | 0-0-0 | 0-0-0 | | 0 | 1-2-0 | .333 | 0-0-0 | 0-1-0 | 1-1-0 | L1 |

2019 AWARDS

MAC Hermann Watch List: Grace Fisk

SEC Watch List: Grace Fisk, Elexa Bahr, Mikayla Krzczowski, Jyllissa Harris, Tatum Milazzo, Lauren Chang

TopDrawerSoccer Preseason Second Best XI: Grace Fisk

TopDrawerSoccer Preseason Top 100: Grace Fisk (No. 23), Mikayla Krzczowski (No. 48)

SEC Defensive Player of the Week: Tatum Milazzo (Week 1)

TopDrawerSoccer Team of the Week: Elexa Bahr (Week 1)

MATCH PREVIEW (cont.)

CAROLINA COMPLETES

UNDEFEATED OPENING WEEKEND

In front of 4,017 electric fans, the ninth-largest crowd in program history, then-No. 15 South Carolina women's soccer (2-0-0) took out William & Mary (1-1-0) 3-0 to wrap up an undefeated first week of the 2019 season on Sunday night at Stone Stadium.

Carolina scored all three of its goals in just three minutes and 58 seconds to secure the victory over the Tribe. Senior Elexa Bahr's goal in the 53rd minute gave her two game-winning goals in the young 2019 season while Ryan Gareis and Luciana Zullo each added an insurance goal in the second half.

"We were happy with the adjustments our team made at halftime," head coach Shelley Smith said. "Credit to William & Mary for putting us under pressure, but the adjustments at halftime were great, and they helped us execute and finish our opportunities."

"What you are seeing [from Bahr] is what she is capable of," Smith said. "We hope she can continue to build on what she has already accomplished so far. She's brought confidence, and she's been able to play more minutes this year. We're proud of what she's been doing so far."

TRENDING GAMECOCKS

After an undefeated start to the season, the Gamecocks moved to No. 7 in the United Soccer Coaches poll, the organization announced Tuesday. Carolina has moved up eight spots in just two weeks, the highest jump among preseason top-25 teams. With the No. 7 ranking, the Gamecocks are the highest ranked SEC team.

SCOUTING PURDUE

After two weeks of the season, the Boilermakers hold an undefeated 4-0-0 record, with wins over Georgia and Iowa State. Purdue completed a comeback against Iowa State after falling behind 1-0 in the first half. Leanna Rebimbas and Sarah Griffith each have two goals this season to lead the Boilermakers offensively. In goal, sophomore Marisa Bova has started all four matches and has made 11 saves while allowing just one goal.

2019 SEC Preseason Coaches Poll

1. Texas A&M
2. South Carolina
3. Vanderbilt
4. Tennessee
5. Florida
6. Arkansas
7. Auburn
8. Ole Miss
9. Alabama
10. Missouri
11. Mississippi State
12. LSU
13. Georgia
14. Kentucky

CAROLINA'S 2019 RECORD WHEN...

Overall **3-0-0**

Home..... 2-0-0
 Away 1-0-0
 Neutral..... 0-0-0

Leading At The Half..... 1-0-0
 Tied At The Half..... 1-0-0
 Trailing At The Half..... 1-0-0

Scores In The First Half..... 1-0-0
 Overtime Games 0-0-0

On Television..... 2-0-0
 In Tournaments..... 0-0-0
 Against 2018 NCAA Participants 1-0-0

Vs. Top 25..... 1-0-0

Longest Winning Streak 3
 Longest Unbeaten Streak..... 3
 Active Streak W3

Against Opponents

USC Scores First 2-0-0
 Opponent Scores First 1-0-0

Scores 1 Goal 0-0-0
 Scores 2 Goals..... 1-0-0
 Scores 3+ Goals..... 2-0-0

Opponent Scores 1 Goal 1-0-0
 Opponent Scores 2 Goals..... 0-0-0
 Opponent Scores 3+ Goals..... 0-0-0

Is Shutout..... 0-0-0
 Shut Out Opponent..... 2-0-0

Takes More Shots 3-0-0
 Opponent Takes More Shots 0-0-0

Time

Day Games 0-0-0
 Night Games..... 3-0-0

Wednesdays..... 1-0-0
 Thursdays..... 1-0-0
 Fridays 0-0-0
 Sundays..... 1-0-0

August..... 3-0-0
 September 0-0-0
 October..... 0-0-0
 November 0-0-0

After A Win 2-0-0
 After A Loss..... 0-0-0

MATCH PREVIEW (cont.)

SCOUTING DEPAUL

The Blue Demons enter the third week of the season with a record of 1-3-0, including a loss to Purdue. DePaul has scored three goals in its four matches, those coming from Kristin Boos, Morgan Turner and Jessica Lazo. Boos has led the offensive charge with a team-leading 18 shots this season. In goal, sophomore Mollie Eriksson has played all 360 minutes for the Blue Demons, making 11 saves and allowing seven goals.

PATTEN RETURNS TO CAROLINA

Junior defender Anna Patten returns to the Gamecocks after missing two matches while representing her home country, England, in a pair of friendlies with the Senior National Team. England finished 0-1-1 in matches against Belgium and Norway. A mainstay on England's Youth National teams, Patten has been a part of U15, U17, U18, U19 and U20 levels, playing over 40 matches for England. The junior from Harpenden, England, joined the Gamecocks after two seasons with Florida State, where she was a part of the 2018 NCAA National Championship.

MILAZZO EARNS SEC DEFENSIVE POW

Senior Tatum Milazzo earned her first career SEC Defensive Player of the Week honor, the league office announced on Aug. 26. In the opening week of the season, Milazzo scored one goal vs. then-No. 21 NC State and was a vital part of the Gamecocks' shutout over William & Mary.

THE GRAVEYARD FACTOR

With yet another pair of home victories at Stone Stadium, also known as the Graveyard, the Gamecocks are now 45-5-1 in their past 51 home matches. Carolina has won 21-straight non-conference matches at home, a streak that dates back to 2014. Since the 2015 season, the Gamecocks have only lost one home match during the regular season.

UP NEXT

Carolina's fourth week of the season will be a tough one. The Gamecocks begin the week with the first-ever meeting with Notre Dame at Stone Stadium on Sept. 12 on SEC Network. The Irish are receiving votes in the latest United Soccer Coaches top 25 poll. South Carolina will then travel to take on Clemson on Sept. 15 on the ACC Network.

SOUTH CAROLINA FACTS

| | |
|-----------------------------------|-----------------------------------|
| Inaugural Season | 1995 (8-10-2) |
| All-Time Record..... | 293-171-50 |
| All-Time Conference Record..... | 116-97-29 |
| Conference Titles | Three (2011, 2016, 2017) |
| NCAA Postseason Appearances | 11 (Last in 2017) |
| NCAA Tournament Record..... | 13-10-3 |
| Location..... | Columbia, S.C. |
| Founded..... | 1801 |
| Enrollement | 34,099 |
| Nickname..... | Gamecocks |
| Colors | Garnet and Black |
| Facility/Capacity | Eugene E. Stone III Stadium/5,700 |
| University President | Dr. Harris Pastides |
| Athletics Director..... | Ray Tanner |
| Associate AD/SWA..... | Judy Van Horn |

GAMECOCK RECORD BOOK

SAVES - CAREER

| Name | Yrs. | No. |
|---------------------------|-------------------|------------|
| 1. Elise Matthews | 1999-03 | 280 |
| 2. Sabrina D'Angelo | 2011-14 | 241 |
| 3. Mollie Patton | 2006-10. | 201 |
| 4. Mik Krzeczowski | 2016-Pres. | 169 |
| 5. Amanda Sandling | 1996-97 | 128 |
| 6. Amy Toms | 1995 | 126 |
| 7. Lindsay Thorstenson | 2004-07 | 123 |
| 8. Laura Armstrong | 2004-07 | 109 |
| 9. Carrie Warner | 1998-99 | 106 |
| 10. Emily Crain | 1995-98 | 77 |
| Jessica Freas | 1997-00 | 77 |

SHUTOUTS - CAREER

| Name | Yrs. | No. |
|---------------------------|-------------------|-----------|
| 1. Mik Krzeczowski | 2016-Pres. | 35 |
| 2. Mollie Patton | 2006-10 | 31 |
| 3. Sabrina D'Angelo | 2011-14. | 29 |
| 4. Laura Armstrong | 2004-07 | 15 |
| Elise Matthews | 1999-03 | 15 |
| 6. Lindsay Thorstenson | 2004-07 | 9 |
| Carrie Warner | 1998-99 | 9 |
| 8. Carolyn Ortega | 1998-02 | 6.5 |
| 9. Emily Crain | 1995-98 | 6 |
| 10. Abbey Crider | 2014-15 | 5 |
| Amy Toms | 1995 | |

GOALS AGAINST AVE - CAREER

| Name | Yrs. | Avg. |
|---------------------------|-------------------|-------------|
| 1. Mik Krzeczowski | 2016-Pres. | 0.49 |
| 2. Mollie Patton | 2006-10 | 0.73 |
| 3. Sabrina D'Angelo | 2011-14 | 0.76 |
| 4. Laura Armstrong | 2004-07 | 0.82 |
| 5. Abbey Crider | 2014-15 | 0.97 |
| 6. Carolyn Ortega | 1998-02 | 1.14 |
| 7. Roya Mojarab | 2007-10 | 1.20 |
| 8. Elise Matthews | 1999-03 | 1.24 |
| 9. Lindsay Thorstenson | 2004-07 | 1.33 |
| 10. Carrie Warner | 1998-99 | 1.58 |

MATCHES STARTED - CAREER

| Name | Yrs. | No. |
|---------------------------|-------------------|-----------|
| 1. Sabrina D'Angelo | 2011-14 | 83 |
| 2. Mollie Patton | 2006-10 | 72 |
| 3. Mik Krzeczowski | 2016-Pres. | 68 |
| 4. Elise Matthews | 1999-03 | 63 |
| 5. Laura Armstrong | 2004-07 | 42 |
| 6. Lindsay Thorstenson | 2004-07 | 40 |
| 7. Amanda Sandling | 1996-97 | 28 |
| Carrie Warner | 1998-99 | 28 |
| 9. Amy Toms | 1995 | 18 |
| 10. Carolyn Ortega | 1998-02 | 16 |

CHANGE THIS - STONE STADIUM RECORDS

STONE STADIUM QUICK FACTS

Location: Corner of Whaley and Heyward
 Capacity: 5,700
 Turf: Natural Grass
 Field Dimensions: 75 x 120
 First Match: vs. Vanderbilt (9/13/96) L, 5-8
 First Win: vs. VCU (9/20/96) W, 2-0
 All-Time Record: 171-56-13 (.737)

Top 10 Crowds at Stone Stadium

| No. | Opponent | Attn. | Date | Score | WLT |
|---------|-------------------|-------|----------|-----------|-----|
| 1..... | Clemson..... | 6,354 | 8/23/18 | 1-0 | W |
| 2..... | Northeastern | 5,875 | 8/21/15 | 4-1 | W |
| 3..... | Clemson..... | 5,855 | 9/5/14 | 0-1 | L |
| 4..... | Oklahoma | 5,460 | 8/23/15 | 2-1 (2OT) | W |
| 5..... | #22 Boston U..... | 5,415 | 8/29/14 | 1-0 (2OT) | W |
| 6..... | #14 Wake | 4,347 | 11/20/09 | 0-1 | L |
| 7..... | LSU | 4,286 | 9/22/16 | 3-1 | W |
| 8..... | Georgia | 4,238 | 9/9/16 | 3-0 | W |
| 9..... | Will. & Mary | 4,017 | 8/25/19 | 3-0 | W |
| 10..... | Ole Miss..... | 3,903 | 10/27/16 | 2-0 | W |

YEARLY ATTENDANCE (Since 2009)

| Year | Record | Atten. | Avg. | Top Crowd |
|-----------|-------------|--------|-------|--------------------------------|
| 2009..... | 11-1-0..... | 17,876 | 1,490 | 4,347 vs. Wake Forest (11/20) |
| 2010..... | 7-4..... | 20,615 | 1,718 | 3,017 vs. Clemson (9/10) |
| 2011..... | 7-2..... | 11,156 | 1,240 | 1,407 vs. Wake Forest (9/18) |
| 2012..... | 5-5-1..... | 7,883 | 717 | 1,633 vs. Clemson (9/1) |
| 2013..... | 11-0-0..... | 14,997 | 1,363 | 1,845 vs. Alabama (10/11) |
| 2014..... | 8-3-1..... | 32,197 | 2,683 | 5,855 vs. Clemson (9/5) |
| 2015..... | 9-2..... | 29,206 | 2,655 | 5,875 vs. Northeastern (8/21) |
| 2016..... | 13-1..... | 38,209 | 2,729 | 4,286 vs. LSU (9/22) |
| 2017..... | 11-0-1..... | 24,773 | 2,064 | 3,699 vs. High Point (8/27) |
| 2018..... | 11-1-0..... | 27,599 | 2,300 | 6,354 vs. Clemson (8/23) |
| 2019..... | 2-0-0..... | 7,791 | 3,896 | 4,071 vs. Wil. and Mary (8/25) |

STADIUM INDIVIDUAL RECORDS

MOST INDIVIDUAL GOALS

1. Five Tied 3 Last vs. Mississippi State 10/3/10

MOST INDIVIDUAL ASSISTS

1. Five Tied 3 Last vs. Alabama State 11/11/16

MOST INDIVIDUAL POINTS

1. Debbie Smith 7 (3g/1a) Charleston Southern 9/20/96
 Mindy Sanders 7 (2g/3a) LSU 9/26/99
 Jennie Ondo 7 (3g/1a) Furman 9/30/99
 Brooke Jacobs 7 (3g/1a) Mississippi State 10/3/10
 4. Perry Moniuszko 6 (3g/0a) Memphis 9/4/95
 Erin Sullivan 6 (3g/0a) The Citadel 9/5/06
 Kayla Grimsley 6 (2g/2a) Mississippi State 10/3/10

MOST INDIVIDUAL SHOTS

1. Debbie Smith 12 Wofford 10/24/95
 2. Lexi Tourtellotte 10 VCU 9/20/96
 3. Four Tied 9

MOST INDIVIDUAL SAVES

1. Amy Toms 18 Evansville 10/16/95
 2. Amy Toms 17 Georgia 10/13/95
 3. Jessica Freas 14 Tennessee 10/1/00
 4. Amanda Sandling 11 Florida 10/11/96
 5. Amy Toms 12 Auburn 10/22/95

2019 GAMECOCK GOALS IN ORDER

| Goal No. | Goal Scoer (Season No.) vs. Team | Minute (GWG) | Assist(s) | Type of Goal |
|-----------------|---|---------------------|------------------------------------|---------------------|
| 1 | Tatumn Milazzo (1) vs. NC State | '46 | Samantha Chang (1) | Header |
| 2 | Elexa Bahr (1) vs. NC State | '53 (GWG) | Samantha Chang (2) | Left Foot |
| 3 | Elexa Bahr (2) vs. William and Mary | '53 (GWG) | Jyllissa Harris (1) | Left Flick |
| 4 | Ryan Gareis (1) vs. William and Mary | '56 | Elexa Bahr (1) | Right Foot |
| 5 | Luciana Zullo (1) vs. William and Mary | '57 | Elexa Bahr (2) | Left Foot |
| 6 | Elexa Bahr (3) vs. Jacksonville | '17 | Ryan Gareis (1) | Right Foot |
| 7 | Samantha Chang (1) | '18 | Unassisted | Right Foot |
| 8 | Ryan Garies (2) | '20 | Samantha Chang (3), Elexa Bahr (3) | Left Foot |
| 9 | Sutton Jones (1) | '43 | Frances Ann Matise (1) | Header |
| 10 | Camryn Dixon (1) | '62 | Luciana Zullo (1) | Right Foot |
| 11 | Samantha Meredith (1) | '84 | Unassisted | Left Foot |

ACTIVE CAROLINA CAREER LEADERS

GOALS

| Name | Years | No. |
|------------------|------------|-----|
| 1. Elexa Bahr | 2016-Pres. | 15 |
| 2. Lauren Chang | 2017-Pres. | 10 |
| 3. Luciana Zullo | 2017-Pres. | 8 |
| 4. Ryan Gareis | 2017-Pres. | 6 |
| 5. Three Tied | -- | 4 |

ASSISTS

| Name | Years | No. |
|---------------------|------------|-----|
| 1. Luciana Zullo | 2017-Pres. | 6 |
| 2. Elexa Bahr | 2016-Pres. | 5 |
| T3. Lauren Chang | 2017-Pres. | 3 |
| T3. Jyllissa Harris | 2018-Pres. | 3 |
| 5. Five Tied | -- | 2 |

POINTS

| Name | Yrs. | No. |
|--------------------|------------|-----|
| 1. Elexa Bahr | 2016-Pres. | 34 |
| T2. Lauren Chang | 2017-Pres. | 23 |
| T2. Luciana Zullo | 2017-Pres. | 23 |
| 4. Ryan Gareis | 2017-Pres. | 14 |
| 5. Jyllissa Harris | 2018-Pres. | 12 |

MULTI-POINT GAMES (NOT INCLUDING ONE GOAL)

| Name | Yrs. | No. |
|---------------------|------------|-----|
| T1. Jyllissa Harris | 2018-Pres. | 3 |
| T1. Elexa Bahr | 2016-Pres. | 3 |
| 2. Samantha Chang | 2018-Pres. | 2 |
| T3. Ryan Gareis | 2017-Pres. | 1 |
| T3. Grace Fisk | 2017-Pres. | 1 |
| T3. Luciana Zullo | 2017-Pres. | 1 |

SHELLEY SMITH YEAR BY YEAR

| Year | Overall | SEC | SEC Finish | Postseason |
|---------------|--------------|---------|------------|-------------------|
| 2001 | 8-7-3 | 2-6-1 | 6th East | -- |
| 2002 | 13-6-2 | 4-3-2 | 3rd East | SEC Quarterfinal |
| 2003 | 10-8-3 | 3-4-2 | T5th East | SEC Quarterfinal |
| 2004 | 8-10-2 | 2-7-2 | 6th East | -- |
| 2005 | 6-12-0 | 2-9-0 | 6th East | -- |
| 2006 | 11-6-5 | 5-2-4 | 5th East | SEC Semifinal |
| 2007 | 14-6-3 | 5-4-2 | 4th East | NCAA 1st Round |
| 2008 | 11-7-4 | 5-4-2 | 3rd East | NCAA 1st Round |
| 2009 | 19-4-2 | 7-3-1 | 2nd East | NCAA Round of 16 |
| 2010 | 15-6-4 | 8-2-1 | 2nd East | NCAA 2nd Round |
| 2011 | 16-7-0 | 9-2-0 | 1st East | NCAA 2nd Round |
| 2012 | 7-10-4 | 3-7-3 | 5th East | SEC Quarterfinal |
| 2013 | 17-4-2 | 8-2-1 | 3rd | NCAA 2nd Round |
| 2014 | 14-6-5 | 5-3-3 | 5th | NCAA Quarterfinal |
| 2015 | 12-5-3 | 6-3-2 | 5th | NCAA 1st Round |
| 2016 | 21-2-1 | 11-0-0 | 1st | NCAA Quarterfinal |
| 2017 | 19-2-1 | 9-0-1 | 1st | NCAA College Cup |
| 2018 | 14-6-1 | 6-3-1 | T-3rd | NCAA 2nd Round |
| 2019 | 2-0-0 | 0-0-0 | -- | -- |
| Coach | Years | Seasons | Overall | Win % |
| Shelley Smith | 2001-present | 19 | 238-115-45 | .657 |

FEATURED GAMECOCKS

MILAZZO'S VERSATILITY

It doesn't matter what position she has to play, senior defender Tatum Milazzo plays it well. While many of her contributions occur without much fanfare, Milazzo is someone the coaching staff simply wants to have on the pitch, and she hopes 2019 is her time to shine.

"I had to look at things with the idea that the team is bigger than you," Milazzo said. "If I can help out the team in anyway, then it doesn't matter what position it is. I get to be on the field, so I should take that as an opportunity to get better wherever they're trying to put me."

"As a senior, I just want to set a standard of what we expect. I want to be able to help other players out when needed because I had older players help me when I was a freshman. That really helped me."

KRZECZOWSKI ATTENDS UNDER ARMOUR CAREER COMBINE

This summer Mikayla Krzeczowski was part of an elite group of individuals off the field as she was selected to participate in Under Armour's 2019 Career Combine at the company's headquarters in Baltimore, Maryland.

"I learned a lot about the brand. It was neat because I get to wear the brand on the field, but this was a chance to see it all behind the scenes."

"I think I learned a little bit about what it's like to be in the job force. I had a chance to look into the entertainment marketing, where they partner with non-athletes."

The Under Armour Career Combine was held for three days in May and is a selective program for UA student athletes, providing them an opportunity to experience the brand from the inside. The selected student-athletes had a chance to learn the business, develop critical thinking, focus on problem solving skills, take part in job shadowing, and learn about careers within the company.

INCOMING FRESHMEN PLAY ALL-STAR MATCH

The annual Clash of the Carolinas all-star soccer game between the top recently graduated high school players from North and South Carolina had a Gamecock flair to it. South Carolina freshmen Eveleen Hahn, Riane Coman, and Sami Meredith had a chance to compete with and against each other.

"I was honored to get to play in it, and I knew a bunch of the girls in it," Meredith said.

"It was pretty cool to have two other Gamecocks out there," Coman said. "I think it speaks well of the South Carolina program."

Hahn scored the game-winner for the Tarheel state in the 1-0 win over her home state. Played every year since 2007, the all-stars from North Carolina have won the last four matches in the series. While the trio had some fun playing up the rivalry between the two states, there wasn't any trash talking before or after the match.

2019 SOUTH CAROLINA NATIONAL TEAM STATS

| Statistic | National Rank | Conference Rank | Value | National Leader | Value | Conference Leader | Value |
|---------------------------------------|---------------|-----------------|-------|----------------------------------|----------------|--|-------------------------|
| Assists Per Game (279 ranked) | 28 | 4 | 2.67 | Washington St. | 5.33 | Vanderbilt | 3.50 |
| Corner Kicks Per Game (334 ranked) | 24 | 3 | 7.33 | Ole Miss | 11.25 | Ole Miss | 11.25 |
| Fouls Per Game (335 ranked) | 222 | 11 | 10.33 | Ark.-Pine Bluff | 2.75 | Auburn | 6.00 |
| Goals-Against Average (335 ranked) | 27 | 2 | 0.333 | 5 teams tied | 0.000 | Vanderbilt | 0.000 |
| Penalty Kicks (98 ranked) | 98 | 9 | 0.000 | 85 teams tied | 1.000 | 8 teams tied | 1.000 |
| Points Per Game (317 ranked) | 11 | 1 | 10.00 | Washington St. | 16.00 | Vanderbilt South Carolina | 10.00 10.00 |
| Red Cards (4 ranked) | | | | UTRGV Arizona St. Delaware | 2 2 2 | | |
| Save Pct (332 ranked) | 31 | 3 | 0.889 | 5 teams tied | 1.000 | Vanderbilt | 1.000 |
| Saves Per Game (333 ranked) | 265 | 11 | 2.67 | Alcorn | 12.50 | LSU | 7.25 |
| Scoring Offense (310 ranked) | 9 | 1 | 3.67 | Washington St. | 5.33 | South Carolina | 3.67 |
| Shot Accuracy (334 ranked) | 107 | 8 | 0.500 | Miami (FL) Texas Southern | 0.750 0.750 | LSU | 0.611 |
| Shots Per Game (333 ranked) | 15 | 2 | 20.00 | Nicholls St. | 25.00 | Ole Miss | 22.50 |
| Shots on Goal Per Game (334 ranked) | 13 | 1 | 10.00 | Nicholls St. | 12.67 | Arkansas South Carolina | 10.00 10.00 |
| Total Assists (252 ranked) | 43 | 6 | 8 | Louisiana Tech | 28 | Vanderbilt | 14 |
| Total Goals (288 ranked) | 20 | 2 | 11 | Louisiana Tech | 29 | Vanderbilt | 13 |
| Total Points (308 ranked) | 32 | 3 | 30 | Louisiana Tech | 86 | Vanderbilt | 40 |
| Won-Lost-Tied Percentage (300 ranked) | 1 | 1 | 1.000 | 38 teams tied | 1.000 | South Carolina Missouri Vanderbilt | 1.000 1.000 1.000 |
| Yellow Cards (191 ranked) | 66 | 4 | 3 | UTEP | 8 | Alabama | 6 |

2019 SOUTH CAROLINA NATIONAL INDIVIDUAL STATS

| Statistic | Player | National Rank | Conference Rank | Value | National Leader | Value | Conference Leader | Value |
|-------------------------------------|-------------------------------|---------------|-----------------|----------------|---|--------------|---|-------------|
| Assists Per Game (112 ranked) | Elexa Bahr Samantha Chang | 10 60 | 2 6 | 1.00 0.67 | Jenna Wilt, Colorado Col. | 1.67 | Madison Elwell, Vanderbilt | 1.25 |
| Game-Winning Goals (55 ranked) | Elexa Bahr Jyllissa Harris | 4 55 | 1 6 | 2 1 | Katie McClure, Kansas | 4 | 5 players tied | 2 |
| Goalie Minutes Played (148 ranked) | | | | | Noa Schumacher, Cal St. Fullerton | 512:27 | Steph Stull, Kentucky | 398:43 |
| Goals Against Average (150 ranked) | Mikayla Krzeczowski | 36 | 2 | 0.400 | 13 players tied | 0.000 | Lauren Demarchi, Vanderbilt | 0.000 |
| Goals Per Game (117 ranked) | Elexa Bahr Ryan Gareis | 117 117 | 10 10 | 0.67 0.67 | Diana Ordonez, Virginia Trudy Quidzinski, Northern Ill. | 2.00 2.00 | Haley Hopkins, Vanderbilt | 1.50 |
| Penalty Kicks (108 ranked) | | | | | 103 players tied | 1.000 | 11 players tied | 1.000 |
| Points Per Game (130 ranked) | Elexa Bahr Ryan Gareis | 32 111 | 2 9 | 2.33 1.67 | Diana Ordonez, Virginia Trudy Quidzinski, Northern Ill. | 4.50 4.50 | Haley Hopkins, Vanderbilt | 3.25 |
| Red Cards (1 ranked) | | | | | 22 players tied | 1 | | |
| Save Pct (139 ranked) | Mikayla Krzeczowski | 111 | 7 | 0.800 | 13 players tied | 1.000 | Lauren Demarchi, Vanderbilt | 1.000 |
| Saves Per Game (144 ranked) | | | | | Camryn Nici, Manhattan | 37.00 | Susi Espinoza, Florida | 20.00 |
| Shot Accuracy (140 ranked) | Camryn Dixon Luciana Zullo | 75 75 | 7 7 | 0.667 0.667 | 10 players tied | 1.000 | Audrey Poorman, Auburn | 1.000 |
| Shots Per Game (125 ranked) | | | | | Taylor Kornieck, Colorado | 6.75 | Channing Foster, Ole Miss | 5.50 |
| Shots on Goal Per Game (146 ranked) | | | | | Catarina Macario, Stanford | 3.75 | Haley Hopkins, Vanderbilt | 2.50 |
| Shutouts (70 ranked) | Mikayla Krzeczowski | 70 | 7 | 2 | 18 players tied | 4 | Lauren Demarchi, Vanderbilt Charli Pogany, Tennessee Lindsey Romig, Tennessee | 4 4 4 |
| Total Assists (63 ranked) | Elexa Bahr Samantha Chang | 22 63 | 2 6 | 3 2 | Atlanta Primus, Cal St. Fullerton | 7 | Madison Elwell, Vanderbilt | 5 |
| Total Goals (114 ranked) | Elexa Bahr Ryan Gareis | 114 114 | 10 10 | 2 2 | Diana Ordonez, Virginia Autumn Woodard, Louisiana Tech | 8 8 | Haley Hopkins, Vanderbilt | 6 |
| Total Points (96 ranked) | Elexa Bahr | 60 | 5 | 7 | Autumn Woodard, Louisiana Tech | 19 | Haley Hopkins, Vanderbilt | 13 |
| Total Saves (138 ranked) | | | | | Camryn Nici, Manhattan | 37 | Emma Grace Goldman, LSU | 28 |
| Yellow Cards (47 ranked) | Tatumn Milazzo Elexa Bahr | 4 47 | 1 2 | 2 1 | Una Einarsdottir, Louisiana Machaela George, Santa Clara Jessie Hix, New Mexico | 3 3 3 | Tatumn Milazzo, South Carolina | 2 |



2019-20 South Carolina Women's Soccer
Extended Individual Statistics
All games

Game Records

| Overall | Conference | Home | Away | Neutral |
|-----------|------------|-----------|-----------|-----------|
| 3 - 0 - 0 | 0 - 0 - 0 | 2 - 0 - 0 | 1 - 0 - 0 | 0 - 0 - 0 |

Team Box Score Extended

| No. | Player | GP-GS | G | GPG | A | APG | PTS | PPG | SH | SPG | SH% | SOG | SOG/G | SOG% | YC | RC | GWG | PK-ATT |
|------------------|-----------------------|----------|-----------|-------------|----------|-------------|-----------|--------------|-----------|--------------|-------------|-----------|--------------|-------------|----------|----------|----------|------------|
| 10 | Bahr, Elexa | 3-3 | 3 | 1.00 | 3 | 1.00 | 9 | 3.00 | 5 | 1.67 | .600 | 3 | 1.00 | .600 | 1 | 0 | 3 | 0-0 |
| 22 | Gareis, Ryan | 3-2 | 2 | 0.67 | 1 | 0.33 | 5 | 1.67 | 4 | 1.33 | .500 | 3 | 1.00 | .750 | 0 | 0 | 0 | 0-0 |
| 20 | Chang, Samantha | 3-3 | 1 | 0.33 | 2 | 0.67 | 4 | 1.33 | 2 | 0.67 | .500 | 2 | 0.67 | 1.000 | 0 | 0 | 0 | 0-0 |
| 5 | Zullo, Luciana | 3-0 | 1 | 0.33 | 1 | 0.33 | 3 | 1.00 | 6 | 2.00 | .167 | 4 | 1.33 | .667 | 0 | 0 | 0 | 0-0 |
| 6 | Dixon, Camryn | 3-2 | 1 | 0.33 | 0 | 0.00 | 2 | 0.67 | 6 | 2.00 | .167 | 4 | 1.33 | .667 | 0 | 0 | 0 | 0-0 |
| 29 | Jones, Sutton | 3-0 | 1 | 0.33 | 0 | 0.00 | 2 | 0.67 | 3 | 1.00 | .333 | 1 | 0.33 | .333 | 0 | 0 | 0 | 0-0 |
| 23 | Milazzo, Tatumn | 3-3 | 1 | 0.33 | 0 | 0.00 | 2 | 0.67 | 2 | 0.67 | .500 | 1 | 0.33 | .500 | 2 | 0 | 0 | 0-0 |
| 13 | Meredith, Samantha | 2-0 | 1 | 0.50 | 0 | 0.00 | 2 | 1.00 | 1 | 0.50 | 1.000 | 1 | 0.50 | 1.000 | 0 | 0 | 0 | 0-0 |
| 33 | Harris, Jyllissa | 3-3 | 0 | 0.00 | 1 | 0.33 | 1 | 0.33 | 3 | 1.00 | .000 | 2 | 0.67 | .667 | 0 | 0 | 0 | 0-0 |
| 25 | Matise, Frances Ann | 2-0 | 0 | 0.00 | 1 | 0.50 | 1 | 0.50 | 0 | 0.00 | .000 | 0 | 0.00 | .000 | 0 | 0 | 0 | 0-0 |
| 18 | Fisk, Grace | 3-3 | 0 | 0.00 | 0 | 0.00 | 0 | 0.00 | 8 | 2.67 | .000 | 2 | 0.67 | .250 | 0 | 0 | 0 | 0-0 |
| 15 | Coman, Riane | 2-0 | 0 | 0.00 | 0 | 0.00 | 0 | 0.00 | 3 | 1.50 | .000 | 0 | 0.00 | .000 | 0 | 0 | 0 | 0-0 |
| 26 | Griffiths, Claire | 3-1 | 0 | 0.00 | 0 | 0.00 | 0 | 0.00 | 3 | 1.00 | .000 | 0 | 0.00 | .000 | 0 | 0 | 0 | 0-0 |
| 9 | Galassini, Bianca | 3-1 | 0 | 0.00 | 0 | 0.00 | 0 | 0.00 | 3 | 1.00 | .000 | 1 | 0.33 | .333 | 0 | 0 | 0 | 0-0 |
| 24 | Chang, Lauren | 3-2 | 0 | 0.00 | 0 | 0.00 | 0 | 0.00 | 3 | 1.00 | .000 | 2 | 0.67 | .667 | 0 | 0 | 0 | 0-0 |
| 19 | Hahn, Eveleen | 2-0 | 0 | 0.00 | 0 | 0.00 | 0 | 0.00 | 2 | 1.00 | .000 | 1 | 0.50 | .500 | 0 | 0 | 0 | 0-0 |
| 28 | Christopher, Meredith | 3-0 | 0 | 0.00 | 0 | 0.00 | 0 | 0.00 | 2 | 0.67 | .000 | 2 | 0.67 | 1.000 | 0 | 0 | 0 | 0-0 |
| 49 | Eskew, Sarah | 3-3 | 0 | 0.00 | 0 | 0.00 | 0 | 0.00 | 2 | 0.67 | .000 | 1 | 0.33 | .500 | 0 | 0 | 0 | 0-0 |
| 7 | Mikula, Paige | 3-2 | 0 | 0.00 | 0 | 0.00 | 0 | 0.00 | 1 | 0.33 | .000 | 0 | 0.00 | .000 | 0 | 0 | 0 | 0-0 |
| 12 | Tanner, Riley | 2-1 | 0 | 0.00 | 0 | 0.00 | 0 | 0.00 | 1 | 0.50 | .000 | 0 | 0.00 | .000 | 0 | 0 | 0 | 0-0 |
| 1 | Hinz, Heather | 1-0 | 0 | 0.00 | 0 | 0.00 | 0 | 0.00 | 0 | 0.00 | .000 | 0 | 0.00 | .000 | 0 | 0 | 0 | 0-0 |
| 16 | Hugo, Abby | 2-0 | 0 | 0.00 | 0 | 0.00 | 0 | 0.00 | 0 | 0.00 | .000 | 0 | 0.00 | .000 | 0 | 0 | 0 | 0-0 |
| 2 | Martin, Amanda | 2-0 | 0 | 0.00 | 0 | 0.00 | 0 | 0.00 | 0 | 0.00 | .000 | 0 | 0.00 | .000 | 0 | 0 | 0 | 0-0 |
| 21 | Kehl, Susan | 2-0 | 0 | 0.00 | 0 | 0.00 | 0 | 0.00 | 0 | 0.00 | .000 | 0 | 0.00 | .000 | 0 | 0 | 0 | 0-0 |
| 11 | Colter, Jenn | 2-0 | 0 | 0.00 | 0 | 0.00 | 0 | 0.00 | 0 | 0.00 | .000 | 0 | 0.00 | .000 | 0 | 0 | 0 | 0-0 |
| 4 | Patten, Anna | 1-1 | 0 | 0.00 | 0 | 0.00 | 0 | 0.00 | 0 | 0.00 | .000 | 0 | 0.00 | .000 | 0 | 0 | 0 | 0-0 |
| 0 | Krzeczowski, Mikayla | 3-3 | 0 | 0.00 | 0 | 0.00 | 0 | 0.00 | 0 | 0.00 | .000 | 0 | 0.00 | .000 | 0 | 0 | 0 | 0-0 |
| Total | | 3 | 11 | 3.67 | 9 | 3.00 | 31 | 10.33 | 60 | 20.00 | .183 | 30 | 10.00 | .500 | 3 | 0 | - | 0-0 |
| Opponents | | 3 | 1 | 0.33 | 1 | 0.33 | 3 | 1.00 | 18 | 6.00 | .056 | 9 | 3.00 | .500 | 4 | 0 | - | 0-0 |

Goals by Periods

| Team | 1st | 2nd | OT1 | OT2 | TOTAL |
|-----------|-----|-----|-----|-----|-------|
| USC | 4 | 7 | 0 | 0 | 11 |
| Opponents | 1 | 0 | 0 | 0 | 1 |

Corners by Periods

| Team | 1st | 2nd | OT1 | OT2 | TOTAL |
|-----------|-----|-----|-----|-----|-------|
| USC | 11 | 11 | 0 | 0 | 22 |
| Opponents | 1 | 6 | 0 | 0 | 7 |

Shots by Periods

| Team | 1st | 2nd | OT1 | OT2 | TOTAL |
|-----------|-----|-----|-----|-----|-------|
| USC | 28 | 32 | 0 | 0 | 60 |
| Opponents | 7 | 11 | 0 | 0 | 18 |

Fouls by Periods

| Team | 1st | 2nd | OT1 | OT2 | TOTAL |
|-----------|-----|-----|-----|-----|-------|
| USC | 16 | 15 | 0 | 0 | 31 |
| Opponents | 19 | 18 | 0 | 0 | 37 |

Saves by Periods

| Team | 1st | 2nd | OT1 | OT2 | TOTAL |
|-----------|-----|-----|-----|-----|-------|
| USC | 1 | 7 | 0 | 0 | 8 |
| Opponents | 8 | 11 | 0 | 0 | 19 |

Attendance Summary

| | USC | Opponents |
|--------------------|----------|-----------|
| Total | 7791 | 0 |
| Dates/Avg Per Date | 2 / 3896 | 1 / 0 |
| Neutral Site #/Avg | 0 / 0 | |



2019-20 South Carolina Women's Soccer
Overall Team Statistics
All games

Game Records

| Overall | Conference | Home | Away | Neutral |
|-----------|------------|-----------|-----------|-----------|
| 3 - 0 - 0 | 0 - 0 - 0 | 2 - 0 - 0 | 1 - 0 - 0 | 0 - 0 - 0 |

Team statistics

| | USC | OPP |
|------------------------|--------|------|
| SHOT STATISTICS | | |
| Goals-Shot attempts | 11-60 | 1-18 |
| Goals scored per game | 3.67 | 0.33 |
| Shot pct. | .183 | .056 |
| Shots on goal-Attempts | 30-60 | 9-18 |
| SOG pct. | .500 | .500 |
| Shots/Game | 20 | 6 |
| Assists | 9 | 1 |
| GOAL BREAKDOWN | | |
| Total Goals | 11 | 1 |
| Penalty | 0 | 0 |
| Unassisted | - | - |
| Overtime | 0 | 0 |
| Goals scored average | 3.67 | 0.33 |
| CORNER KICKS | | |
| Goals off corners | 22 | 7 |
| | - | - |
| PENALTY KICKS | | |
| | 0-0 | 0-0 |
| OFFSIDES | | |
| | 13 | 4 |
| PENALTIES | | |
| Fouls | 31 | 37 |
| Yellow cards | 3 | 4 |
| Red cards | 0 | 0 |
| ATTENDANCE | | |
| Total | 7791 | 0 |
| Dates/Avg Per Date | 2/3896 | 1/0 |
| Neutral Site #/Avg | 0/0 | - |

Goals by Periods

| Team | 1st | 2nd | OT1 | OT2 | TOTAL |
|-----------|-----|-----|-----|-----|-------|
| USC | 4 | 7 | 0 | 0 | 11 |
| Opponents | 1 | 0 | 0 | 0 | 1 |

Corners by Periods

| Team | 1st | 2nd | OT1 | OT2 | TOTAL |
|-----------|-----|-----|-----|-----|-------|
| USC | 11 | 11 | 0 | 0 | 22 |
| Opponents | 1 | 6 | 0 | 0 | 7 |

Shots by Periods

| Team | 1st | 2nd | OT1 | OT2 | TOTAL |
|-----------|-----|-----|-----|-----|-------|
| USC | 28 | 32 | 0 | 0 | 60 |
| Opponents | 7 | 11 | 0 | 0 | 18 |

Fouls by Periods

| Team | 1st | 2nd | OT1 | OT2 | TOTAL |
|-----------|-----|-----|-----|-----|-------|
| USC | 16 | 15 | 0 | 0 | 31 |
| Opponents | 19 | 18 | 0 | 0 | 37 |

Saves by Periods

| Team | 1st | 2nd | OT1 | OT2 | TOTAL |
|-----------|-----|-----|-----|-----|-------|
| USC | 1 | 7 | 0 | 0 | 8 |
| Opponents | 8 | 11 | 0 | 0 | 19 |

Offsides by Periods

| Team | 1st | 2nd | OT1 | OT2 | TOTAL |
|-----------|-----|-----|-----|-----|-------|
| USC | 5 | 8 | 0 | 0 | 13 |
| Opponents | 0 | 4 | 0 | 0 | 4 |

ALL-TIME RANKINGS

UNITED SOCCER COACHES

| Date | Rank | Week | Result | 9/13/16 | 14 | 2-0-0 |
|----------------|------------|------|--------|----------------|----|-------|
| 9/4/07 | 21 | | 2-0-0 | 9/20/16 | 8 | 2-0-0 |
| 9/10/07 | 16 | | 3-0-0 | 9/27/16 | 5 | 1-0-0 |
| 9/17/07 | 10 | | 1-1-0 | 10/4/16 | 4 | 2-0-0 |
| 9/24/07 | 12 | | 0-2-0 | 10/11/16 | 2 | 1-0-0 |
| 10/1/07 | 20 | | 1-1-0 | 10/18/16 | 2 | 2-0-0 |
| 10/8/07 | RV | | 1-0-1 | 10/25/16 | 2 | 1-0-0 |
| 10/15/07 | RV | | 2-0-0 | 11/1/16 | 2 | 1-1-0 |
| 10/22/07 | RV | | 1-0-1 | 11/8/16 | 3 | 1-0-0 |
| 10/29/07 | RV | | 0-1-0 | 2016 Final | 5 | -- |
| 11/5/07 | RV | | 1-1-0 | 2017 Preseason | 4 | 2-0-0 |
| 9/9/08 | RV | | 1-0-1 | 8/22/17 | 3 | 1-1-0 |
| 9/16/08 | 22 | | 1-1-0 | 8/29/17 | 11 | 2-0-0 |
| 9/23/08 | RV | | 1-0-1 | 9/5/17 | 7 | 1-0-0 |
| 9/30/08 | 24 | | 1-1-0 | 9/12/17 | 3 | 1-0-0 |
| 10/7/08 | RV | | 2-0-0 | 9/19/17 | 3 | 2-0-0 |
| 10/14/08 | RV | | 0-2-0 | 9/26/17 | 3 | 1-0-0 |
| 2009 Preseason | RV | | 2-0-0 | 10/3/17 | 3 | 2-0-0 |
| 8/31/09 | RV | | 2-0-0 | 10/10/17 | 3 | 1-0-0 |
| 9/7/09 | 18 | | 2-0-0 | 10/17/17 | 3 | 1-0-1 |
| 9/14/09 | 13 | | 2-0-0 | 10/24/17 | 3 | -- |
| 9/21/09 | 12 | | 2-0-0 | 2017 Final | 4 | -- |
| 9/28/09 | 8 | | 1-0-1 | 2018 Preseason | 5 | 2-0-0 |
| 10/5/09 | 7 | | 2-0-0 | 8/21/18 | 10 | 1-1-0 |
| 10/12/09 | 5 | | 1-1-0 | 8/28/18 | 15 | 1-0-0 |
| 10/19/09 | 10 | | 1-1-0 | 9/4/18 | 19 | 2-0-0 |
| 10/26/09 | 13 | | 0-1-0 | 9/11/18 | 15 | 1-0-0 |
| 11/2/09 | 15 | | 2-0-1 | 9/18/18 | 13 | 1-1-0 |
| 11/9/09 | 8 (Final) | | 2-1-0 | 9/25/18 | 14 | 1-1-0 |
| 2009 Final | 9 | | -- | 10/2/18 | 12 | 1-0-0 |
| 2010 Preseason | 12 | | 2-0-0 | 10/9/18 | 9 | 2-0-0 |
| 8/24/10 | 13 | | 1-1-0 | 10/16/18 | 8 | 0-0-1 |
| 8/31/10 | 19 | | 0-0-1 | 10/23/18 | 14 | 1-1-0 |
| 9/7/10 | 21 | | 2-0-0 | 10/30/18 | 17 | 0-1-0 |
| 9/14/10 | 20 | | 1-1-0 | 2018 Final | 18 | 1-1-0 |
| 9/21/10 | 23 | | 1-1-0 | 2019 Preseason | 15 | -- |
| 9/27/10 | 20 | | 2-0-0 | 8/27/19 | 8 | 2-0-0 |
| 10/4/10 | 15 | | 2-0-0 | 9/3/19 | 7 | 1-0-0 |
| 10/11/10 | 14 | | 1-1-0 | | | |
| 10/18/10 | 18 | | 2-0-0 | | | |
| 10/25/10 | 17 | | 0-1-0 | | | |
| 11/1/10 | 20 | | 0-1-2 | | | |
| 11/9/10 | 20 (Final) | | 1-1-0 | | | |
| 2010 Final | 24 | | -- | | | |
| 2011 Preseason | 21 | | 1-1-0 | | | |
| 8/24/11 | RV | | 1-1-0 | | | |
| 8/30/11 | RV | | 1-0-0 | | | |
| 9/27/11 | RV | | 1-1-0 | | | |
| 10/25/11 | 22 | | 1-0-0 | | | |
| 11/1/11 | 19 | | 0-1-0 | | | |
| 11/8/11 | 22 (Final) | | 1-0-0 | | | |
| 2011 Final | 25 | | -- | | | |
| 2012 Preseason | 24 | | 0-1-1 | | | |
| 8/20/12 | RV | | 2-0-0 | | | |
| 8/27/12 | RV | | 1-0-1 | | | |
| 9/3/12 | RV | | 2-0-0 | | | |
| 9/10/12 | 18 | | 2-0-0 | | | |
| 9/17/12 | 17 | | 0-1-0 | | | |
| 9/24/12 | 22 | | 2-0-0 | | | |
| 10/1/12 | 19 | | 2-0-0 | | | |
| 10/8/12 | 13 | | 1-0-0 | | | |
| 10/15/12 | 7 | | 0-1-0 | | | |
| 10/22/12 | 13 | | 2-0-0 | | | |
| 10/29/12 | 10 | | 1-0-0 | | | |
| 11/5/12 | 9 | | 1-1-0 | | | |
| 11/12/12 | 14 (Final) | | 0-1-0 | | | |
| 2012 Final | 14 | | -- | | | |
| 2013 Preseason | 14 | | 2-0-0 | | | |
| 8/26/13 | 12 | | 2-0-0 | | | |
| 9/2/13 | 9 | | 1-1-0 | | | |
| 9/9/13 | 16 | | 2-0-0 | | | |
| 9/16/13 | 14 | | 1-0-0 | | | |
| 9/23/13 | 14 | | 0-2-0 | | | |
| 9/30/13 | 24 | | 1-0-1 | | | |
| 10/21/13 | 21 | | 0-0-2 | | | |
| 10/28/13 | 20 | | 1-0-0 | | | |
| 11/4/13 | 17 | | 1-1-0 | | | |
| 11/11/13 | 18 | | 1-0-2 | | | |
| 2013 Final | 9 | | -- | | | |
| 2014 Preseason | 11 | | -- | | | |
| 8/25/14 | 8 | | 2-0-0 | | | |
| 9/1/14 | 16 | | 0-1-0 | | | |
| 9/8/14 | 17 | | 3-0-0 | | | |
| 9/15/14 | 16 | | 2-0-0 | | | |
| 9/22/14 | 17 | | 1-0-0 | | | |
| 9/29/14 | 10 | | 2-0-0 | | | |
| 10/6/14 | 10 | | 0-0-1 | | | |
| 10/13/14 | 8 | | 1-1-0 | | | |
| 10/20/14 | 17 | | 0-1-0 | | | |
| 10/27/14 | 17 | | 0-1-1 | | | |
| 11/3/14 | 16 | | 1-0-0 | | | |
| 11/10/14 | 16 | | 0-0-1 | | | |
| 2014 Final | RV | | -- | | | |
| 2015 Preseason | 24 | | -- | | | |
| 8/23/15 | RV | | 2-0-0 | | | |
| 8/30/15 | RV | | 2-0-0 | | | |
| 9/6/15 | 15 | | 1-0-0 | | | |

SOCCER AMERICA

| Date | Rank | Week | Result |
|----------------|------|------|--------|
| 9/4/07 | 13 | | 2-0-0 |
| 9/10/07 | 13 | | 3-0-0 |
| 9/17/07 | 7 | | 1-1-0 |
| 9/24/07 | 15 | | 0-2-0 |
| 10/1/07 | 25 | | 1-1-0 |
| 11/12/07 | 21 | | 0-0-1 |
| 9/16/08 | 20 | | 1-1-0 |
| 9/30/08 | 24 | | 1-1-0 |
| 9/7/09 | 25 | | 2-0-0 |
| 9/14/09 | 12 | | 2-0-0 |
| 9/21/09 | 11 | | 2-0-0 |
| 9/28/09 | 7 | | 1-0-1 |
| 10/5/09 | 8 | | 2-0-0 |
| 10/12/09 | 5 | | 1-1-0 |
| 10/19/09 | 10 | | 1-1-0 |
| 10/26/09 | 15 | | 0-1-0 |
| 11/2/09 | 19 | | 2-0-1 |
| 2009 Final | 8 | | 2-1-0 |
| 2010 Preseason | 24 | | 2-0-0 |
| 8/24/10 | 23 | | 1-1-0 |
| 9/21/10 | 24 | | 1-1-0 |
| 9/27/10 | 19 | | 2-0-0 |
| 10/4/10 | 14 | | 2-0-0 |
| 10/11/10 | 13 | | 1-1-0 |
| 10/18/10 | 25 | | 2-0-0 |
| 10/25/10 | 20 | | 0-1-0 |
| 11/1/10 | 20 | | 0-1-2 |
| 10/25/11 | 24 | | 1-0-0 |
| 11/1/11 | 21 | | 0-1-0 |
| 8/27/13 | 11 | | 1-0-1 |
| 9/3/13 | 11 | | 2-0-0 |
| 9/10/13 | 9 | | 2-0-0 |
| 9/17/13 | 8 | | 0-1-0 |
| 9/24/13 | 20 | | 2-0-0 |
| 10/1/13 | 17 | | 2-0-0 |
| 10/8/13 | 15 | | 1-0-0 |
| 10/15/13 | 13 | | 0-1-1 |
| 10/22/13 | 21 | | 2-0-0 |
| 10/29/13 | 18 | | 1-0-0 |
| 11/5/13 | 18 | | 1-1-0 |
| 11/12/13 | 20 | | 0-1-0 |
| 8/25/15 | 9 | | 2-0-0 |
| 9/1/15 | 18 | | 1-1-0 |
| 9/8/15 | 16 | | 2-0-0 |
| 9/15/15 | 15 | | 1-0-0 |
| 9/22/15 | 15 | | 2-0-0 |
| 9/29/15 | 8 | | 2-0-0 |
| 10/6/15 | 7 | | 0-0-1 |
| 10/13/15 | 12 | | 1-1-0 |
| 10/20/15 | 23 | | 0-1-0 |
| 10/27/15 | 25 | | 0-1-1 |
| 11/3/15 | 22 | | 1-0-0 |
| 2016 Preseason | 23 | | 1-0-1 |
| 8/23/16 | 24 | | 2-0-0 |
| 8/30/16 | 22 | | 2-0-0 |
| 9/6/16 | 10 | | 1-0-0 |
| 9/13/16 | 10 | | 2-0-0 |

| | | | | | |
|----------------|----|-------|----------------|----|-------|
| 9/20/16 | 8 | 2-0-0 | 8/21/18 | 11 | 2-0-0 |
| 9/27/16 | 6 | 1-0-0 | 8/28/18 | 14 | 1-1-0 |
| 10/4/16 | 5 | 2-0-0 | 9/4/18 | 10 | 1-0-0 |
| 10/11/16 | 3 | 1-0-0 | 9/11/18 | 10 | 2-0-0 |
| 10/18/16 | 3 | 2-0-0 | 9/25/18 | 15 | 1-1-0 |
| 10/25/16 | 2 | 1-0-0 | 10/2/18 | 8 | 1-0-0 |
| 11/1/16 | 2 | 1-1-0 | 10/9/18 | 7 | 2-0-0 |
| 11/8/16 | 4 | 1-0-0 | 10/16/18 | 7 | 0-0-1 |
| 2017 Preseason | 7 | 2-0-0 | 11/6/18 | 18 | 1-1-0 |
| 8/22/17 | 6 | -- | 2018 Final | 17 | -- |
| 8/29/17 | 10 | 2-0-0 | 2019 Preseason | 19 | -- |
| 9/5/17 | 9 | 1-0-0 | 8/27/19 | | |
| 9/12/17 | 9 | 1-0-0 | | | |
| 9/19/17 | 7 | 2-0-0 | | | |
| 9/26/17 | 6 | 1-0-0 | | | |
| 10/3/17 | 5 | 2-0-0 | | | |
| 10/10/17 | 5 | 1-0-0 | | | |
| 10/17/17 | 5 | 1-0-1 | | | |
| 10/24/17 | 5 | 1-0-0 | | | |
| 10/31/17 | 4 | 0-1-0 | | | |
| 11/7/17 | 5 | 1-0 | | | |
| 2017 Final | 4 | -- | | | |
| 2018 Preseason | 14 | -- | | | |

UNITED SOCCER COACHES

2019 WEEK 2

| Rk. | School | Prev. | W-L-T |
|-----|---------------------|-------|-------|
| 1 | North Carolina | 2 | 4-0-0 |
| 2 | UCLA | 4 | 4-0-0 |
| 3 | Stanford | 3 | 4-0-0 |
| 4 | Southern California | 5 | 4-0-0 |
| 5 | Virginia | 6 | 4-0-0 |
| 6 | Florida State | 1 | 2-2-0 |
| 7 | South Carolina | 8 | 3-0-0 |
| 8 | Penn State | 7 | 3-1-0 |
| 9 | Vanderbilt | 9 | 4-0-0 |
| 10 | BYU | 14 | 3-0-0 |
| 11 | Kansas | 18 | 4-0-0 |
| 12 | Duke | 10 | 2-1-1 |
| 13 | Texas A&M | 16 | 3-0-1 |
| 14 | NC State | 17 | 2-1-0 |
| 15 | Georgetown | 13 | 2-1-1 |
| 16 | Wisconsin | 15 | 3-1-0 |
| 17 | Washington State | 23 | 3-0-0 |
| 18 | Memphis | 20 | 3-1-0 |
| 19 | Clemson | RV | 4-0-0 |
| 20 | Tennessee | 11 | 3-1-0 |
| 21 | Rutgers | RV | 4-0-0 |
| 22 | West Virginia | 12 | 2-2-0 |
| 23 | Virginia Tech | RV | 4-0-0 |
| 24 | TCU | RV | 3-1-0 |
| 25 | Wake Forest | RV | 4-0-0 |

Others receiving votes: University Of Denver (44), Baylor University (41), Southern Methodist University (39), University Of Louisville (28), University Of Oklahoma (28), University Of Colorado (26), University Of South Florida (24), University Of Missouri (23), Santa Clara University (21), Purdue University (18), Princeton University (15), University Of Notre Dame (14), University Of Mississippi (7), Texas Tech University (6), Boston College (5), University Of Florida (4), Butler University (4), Rice University (4), Florida Atlantic University (3), Pepperdine University (3), University Of Texas (1), University Of San Francisco (1)

- Teams on SC schedule in 2019 in *ITALICS*

THE LAST TIME THE GAMECOCKS

| | |
|----------------------------|---|
| Scored 3 Goals | 8/25/19 vs. William and Mary (3-0) |
| Scored 4 Goals | 8/21/16 vs. Tulsa (at Norman, Okla.) (4-1) |
| Scored 5 Goals | 11/15/13 vs. Furman (5-0) |
| Scored 6 Goals | 8/28/19 at Jacksonville (6-0) |
| Scored 7 Goals | 11/11/16 vs. Alabama St. (7-0) |
| Scored 8 Goals | 9/26/99 vs. LSU (8-1) |
| Allowed 0 Goals | 8/28/19 at Jacksonville (W, 6-0) |
| Allowed 1 Goal | 8/22/19 vs. #21 NC State (W, 2-1) |
| Allowed 2 Goals | 10/21/18 at LSU (L, 2-1) |
| Allowed 3 Goals | 8/24/17 at Wake Forest (L, 3-2) |
| Allowed 4 Goals | 9/28/12 at Auburn (L, 4-2) |
| Allowed 5 Goals | 11/28/14 at Florida St. (L, 5-0) |
| Ranked in the USC Top 25 | Current Poll (No. 8) |
| Ranked in the USC Top 10 | Current Poll (No. 8) |
| Defeated a USC Top 25 Team | 8/22/19 vs. #21 NC State (2-1) |
| Defeated a USC Top 15 Team | 10/30/18 vs #13 Texas A&M (2-1) |
| Won in OT | 10/5/17 vs. Mississippi St. (3-2, OT) |
| Won in 2OT | 9/11/17 at Notre Dame (1-0) |
| Won on PKs | 11/21/14 vs Seattle University (0-0, 2-1 PKs) |
| Lost in OT | 10/25/18 vs #15 Texas A&M (L, 1-0) |
| Lost in 2OT | 10/21/18 at LSU (2-1) |
| Tied in OT | 10/14/18 at #12 Vanderbilt (0-0) |

MISC GAMECOCK RECORDS

QUICKEST GOALS SCORED

| | Name | Date | No. |
|----|-------------------|----------------|------|
| 1. | Mary Worthen | Oct. 14, 2005 | :14 |
| 2. | Paige Bendell | Oct. 20, 2016 | :48 |
| 3. | Daija Griffin | Oct. 9, 2016 | :56 |
| 4. | Lexi Tourtellotte | Sept. 13, 1995 | 1:04 |
| 5. | Sophie Groff | Sept. 14, 2015 | 1:08 |

TEAM STREAKS

| Stat | No. | Dates |
|------------------|-----|--|
| Win Streak | 18 | Aug. 21, 2016 - Nov. 2, 2016 |
| Wins at Home | 14 | Nov. 10, 2017 - Oct. 18, 2018 |
| Wins on Road | 8 | Sept. 1, 2017 - Oct. 26, 2017 Aug. 21, 2016 - Nov. 2, 2016 |
| Unbeaten Streak | 22 | Aug. 18, 2017 - Oct. 18, 2018 |
| Unbeaten at Home | 13 | Aug. 25, 2016 - Nov. 19, 2016 |
| Unbeaten on Road | 8 | Sept. 1, 2017 - Oct. 26, 2017 Aug. 21, 2016 - Nov. 2, 2016 |
| Losing Streak | 7 | Sept. 30, 2005 - Oct. 21, 2005 Sept. 29, 2000 - Oct. 20, 2000 |
| Losing at Home | 4 | Sept. 22, 2000 - Oct. 20, 2000 |
| Losing on Road | 7 | Sept. 4, 2005 - Oct. 16, 2005 |
| Winless Streak | 8 | Sept. 24, 2004 - Oct. 17, 2004 |
| Winless at Home | 4 | Sept. 22, 2000 - Oct. 20, 2000 |
| Winless on Road | 7 | Sept. 4, 2005 - Oct. 16, 2005 |

SINGLE GAME LEADERS

| Stat | Name | Date | No. |
|---------|--------------------|----------------|-----|
| Goals | Savannah McCaskill | Aug. 21, 2016 | 3 |
| | Brooke Jacobs | Oct. 3, 2010 | |
| | Erin Sullivan | Sept. 5, 2006 | |
| | Jennie Ondo | Sept. 30, 1999 | |
| | Jennie Ondo | Sept. 11, 1996 | |
| | Debbie Smith | Sept. 20, 1995 | |
| Assists | Chelsea Drennan | Nov. 11, 2016 | 3 |
| | Savannah McCaskill | Nov. 11, 2016 | |
| | Chelsea Drennan | Oct. 25, 2013 | |
| | Kayla Grimsley | Oct. 7, 2011 | |
| | Mindy Sanders | Sept. 26, 1999 | |
| | Mindy Sanders | Sept. 19, 1999 | |
| Points | Brooke Jacobs | Oct. 3, 2010 | 7 |
| | Jennie Ondo | Sept. 30, 1999 | |
| | Mindy Sanders | Sept. 26, 1999 | |
| | Debbie Smith | Sept. 20, 1995 | |
| Shots | Debbie Smith | Oct. 24, 1995 | 12 |
| Saves | Amanda Sandling | Sept. 29, 2006 | 20 |

TWO+ PLAYERS, TWO+ GOALS

| Date | Names (Goals Scored) |
|----------------|---|
| Sept. 23, 1996 | Karen Sloan (2), Debbie Smith (2) |
| Aug. 31, 1997 | Angela Austin (2), Jessica Workman (2) |
| Oct. 15, 1997 | Angela Austin (2), Jennie Ondo (2), Mindy Sanders (2) |
| Sept. 8, 1998 | Amy McBair (2), Jennie Ondo (2) |
| Sept. 30, 1998 | Lydia Bienias (2), Morgan McIntyre (2) |
| Sept. 19, 1999 | Leslie Lamb (2), Jennie Ondo (2) |
| Sept. 26, 1999 | Leslie Lamb (2), Mindy Sanders (2) |
| Sept. 19, 2001 | Amy Caddies (2), Ashley Gosnell (2) |
| Sept. 12, 2007 | Danila Monteiro (2), Erin Sullivan (2) |
| Oct. 3, 2010 | Brooke Jacobs (3), Kayla Grimsley (2) |
| Sept. 14, 2015 | Sophie Groff (2), Savannah McCaskill (2) |

10-10-30 CLUB

| Name | Season | Goals | Assists | Points |
|--------------------|--------|-------|---------|--------|
| Savannah McCaskill | 2016 | 17 | 11 | 45 |
| Kayla Grimsley | 2010 | 12 | 10 | 34 |
| Kayla Grimsley | 2011 | 10 | 10 | 30 |

SOUTH CAROLINA VS. RANKED TEAMS

| Date | Opponent | Result | 11-7-10 | vs. #6 Florida | L, 0-1 |
|----------|----------------------|----------|----------------------------|----------------------|-----------|
| 9-18-96 | #9 Clemson | W, 3-2 | 8-21-11 | at #12 Duke | L, 0-2 |
| 10-4-97 | at #9 Clemson | L, 0-5 | 9-18-11 | #13 Wake Forest | L, 0-2 |
| 10-26-97 | at #9 Florida | L, 2-5 | 9-23-11 | at #11 Tennessee | W, 2-1** |
| 9-11-98 | at #17 Georgia | W, 2-0 | 10-9-11 | #22 Auburn | W, 3-1 |
| 10-7-98 | #13 Clemson | L, 1-3 | 10-28-11 | at #18 Florida | W, 2-1 |
| 11-5-98 | vs. #3 Florida | L, 0-6 | 11-18-11 | at #1 Stanford | L, 0-2 |
| 10-8-99 | at #9 Clemson | L, 0-4 | 9-16-12 | #17 Missouri | L, 0-1 |
| 10-29-99 | at #3 Florida | L, 0-5 | 9-21-12 | at #10 Texas A&M | L, 0-2 |
| 9-8-00 | at #1 North Carolina | L, 1-9 | 10-25-12 | #11 Florida | L, 0-3 |
| 9-12-00 | vs. #17 Duke | L, 1-5 | 10-31-12 | vs. #13 Texas A&M | L, 0-1* |
| 10-8-00 | at #14 Kentucky | L, 1-5 | 8-25-13 | #7 Duke | W, 1-0 |
| 10-29-00 | #16 Florida | L, 0-3 | 10-4-13 | at #8 Florida | W, 2-1** |
| 9-30-01 | at #20 Florida | L, 0-1 | 10-20-13 | at #24 Ole Miss | T, 1-1** |
| 10-2-01 | at #9 Clemson | L, 0-3 | 11-8-13 | vs. #21 Texas A&M | L, 1-2 |
| 10-5-01 | #16 Kentucky | L, 0-1 | 11-22-13 | at #17 Stanford | L, 0-1* |
| 10-21-01 | at #25 Tennessee | L, 1-3 | 8-29-14 | #22 Boston Univ. | W, 1-0** |
| 9-11-02 | #18 Clemson | L, 0-1 | 9-28-14 | #22 Georgia | L, 0-1 |
| 10-20-02 | #13 Tennessee | T, 1-1** | 10-16-14 | #5 Florida | W, 3-2 |
| 8-29-03 | at #20 Clemson | L, 0-1* | 10-26-14 | at #6 Texas A&M | T, 1-1** |
| 9-12-03 | at #5 Texas A&M | L, 1-2* | 11-7-14 | vs. #7 Texas A&M | L, 0-1 |
| 10-3-03 | #14 Auburn | T, 0-0** | 11-14-14 | #22 Clemson | T, 1-1*** |
| 11-1-03 | at #10 Florida | L, 0-2 | 11-23-14 | at #6 North Carolina | W, 1-0 |
| 11-7-03 | vs. #16 Tennessee | L, 0-1 | 11-28-14 | at #2 Florida State | L, 0-5 |
| 9-12-04 | at #4 Virginia | L, 2-5 | 8-28-15 | at #17 Clemson | L, 1-2 |
| 9-15-04 | #7 Clemson | W, 2-0 | 9-24-15 | #4 Texas A&M | W, 2-1 |
| 10-3-04 | #19 Tennessee | L, 1-3 | 10-8-15 | #8 Auburn | W, 2-0 |
| 10-29-04 | #18 Florida | L, 1-2** | 10-22-15 | at #8 Florida | L, 1-2** |
| 10-2-05 | at #20 Tennessee | L, 1-2 | 11-4-15 | vs. #19 Auburn | T, 2-2** |
| 10-7-05 | #18 Vanderbilt | L, 0-2 | 9-3-16 | vs. #6 Clemson | W, 2-1 |
| 10-29-05 | at #16 Florida | L, 0-3 | 10-9-16 | vs. #11 Arkansas | W, 3-1 |
| 8-25-06 | vs. #13 Illinois | L, 0-1 | 10-16-16 | vs. #17 Florida | W, 1-0** |
| 9-24-06 | at #13 Auburn | W, 1-0 | 11-4-16 | vs. #15 Florida | L, 1-0 |
| 9-29-06 | #16 Tennessee | T, 0-0** | 11-17-16 | vs. #20 Colorado | W, 1-0 |
| 10-27-06 | #13 Florida | T, 1-1** | 11-19-16 | vs. #4 BYU | W, 1-0 |
| 9-1-07 | at #1 North Carolina | W, 1-0 | 11-25-16 | vs. #6 UNC | L, 1-0 |
| 9-22-07 | at #20 Clemson | L, 0-1 | 9-3-17 | vs. #23 Michigan | W, 2-1 |
| 9-27-07 | at #10 Tennessee | L, 2-3* | 9-8-17 | at #4 Clemson | W, 1-0 |
| 10-21-07 | #25 Auburn | W, 2-0 | 9-24-17 | vs. #21 Tennessee | W, 1-0* |
| 10-25-07 | at #20 LSU | T, 1-1** | 9-29-17 | at #18 Ole Miss | W, 2-0 |
| 11-2-07 | at #22 Florida | L, 0-2 | 10-26-17 | at #17 Florida | W, 1-0 |
| 11-7-07 | vs. #15 Tennessee | W, 2-0 | 11-24-17 | vs. #16 Florida | W, 2-0 |
| 11-9-07 | vs. #13 Georgia | L, 0-2 | 12-1-17 | vs. #1 Stanford | L, 2-0 |
| 9-14-08 | vs. #7 Florida State | T, 3-3** | 8-26-18 | at #16 NC State | L, 2-1 |
| 10-23-08 | #13 LSU | T, 0-0** | 9-16-18 | at #11 Tennessee | W, 2-0 |
| 10-30-08 | #7 Florida | L, 0-1 | 9-28-18 | vs #23 Auburn | W, 3-0 |
| 9-18-09 | #17 UCF | W, 1-0 | 10-12-18 | at #12 Vanderbilt | T, 0-0 |
| 10-16-09 | at #23 Georgia | L, 1-2 | 10-25-18 | vs #15 Texas A&M | L, 1-0* |
| 10-25-09 | at #14 LSU | L, 0-1 | 10-30-18 | vs #13 Texas A&M | W, 2-1 |
| 10-30-09 | at #10 Florida | L, 0-3 | 11-16-18 | vs #14 Penn State | L, 1-0 |
| 11-04-09 | vs. #25 Georgia | W, 3-2 | 8-22-19 | vs #21 NC State | W, 2-1 |
| 11-06-09 | vs. #8 Florida | W, 1-0 | Overall: 37-61-13 | | |
| 11-08-09 | vs. #13 LSU | T, 1-1 | vs. Top 10: 14-23-2 | | |
| 11-15-09 | #12 Rutgers | W, 1-0 | Home: 21-19-6 | | |
| 11-20-09 | #14 Wake Forest | L, 0-1 | Road: 12-29-4 | | |
| 9-16-10 | #23 Minnesota | L, 1-3 | Neutral: 5-13-3 | | |
| 9-19-10 | at #22 Wake Forest | W, 1-0 | *** PKs | | |
| 10-15-10 | #20 Georgia | L, 0-1 | ** Double Overtime | | |
| 10-29-10 | #8 Florida | L, 0-1 | * Overtime | | |

2019 NOTABLE PLAYER PAGES



#0 - Mikayla Krzeczowski

Goalkeeper - 5-6 - Senior - Buford, Ga.

In the Record Books:

- 1st in Career GAA (0.50)
- 1st in Career shutouts (35)
- 3rd in Career minutes in goal (5,948)
- 3rd in Career Matches started (67)
- 1st in Single-season goals against average (0.43, 2016)
- 2nd in Single-season goals against average (0.48, 2017)
- 2nd in Single-season shutouts (14, 2017)

Awards:

- 2019 SEC Preseason Watch List
- 2019 TopDrawer Soccer Preseason National Top 100 (No. 48)

- 3x All-SEC Honoree (2x All-SEC First Team, 1x All-SEC Second Team)
- 3x United Soccer Coaches All-Region Team (1x First Team, 2x Second Team)
- 2017 MAC Hermann Trophy Watch List

2019 Season Highlights:

- Registered first shutout of the season vs. William and Mary (Aug. 25), making two saves

2018 Season Highlights:

- Broke South Carolina women's soccer shutout record with her 34th shutout in a 1-0 win over Florida (Oct. 7)
- Made a then career-high seven saves at No. 11 Tennessee (Sept. 16) in a 2-0 win
- Made a career-high 10 saves vs. Penn State in the NCAA Second Round
- Registered 50th career win against UNCG in the NCAA Tournament
- Shutout five 2018 NCAA Tournament teams (Clemson, Wake Forest, Tennessee, Auburn and Vanderbilt)



#3 - Becky Koch

Midfielder - 5-2 - Senior - Cary Grove, Ill.

Awards:

- 2018 SEC All-Tournament Team
- 2018 SEC Academic Honor Roll
- 2017 SEC Academic Honor Roll
- 2016 First-Year Academic Honor Roll

2018 Season Highlights:

- Made first career start against Fordham (Aug. 17)
- Made first career SEC start against Tennessee (Sept. 16)
- Registered one assist in 3-0 win over Kentucky (Sept. 23)
- Played in 172 of 180 minutes in the SEC Tournament and 171 of 180 in the NCAA Tournament

Tournament and 171 of 180 in the NCAA Tournament



2019-20 South Carolina Women's Soccer Individual Game-by-Game All games

Page 1/27 as of Aug 29, 2019

#0 KRZECZOWSKI, Mikayla

| Date | Opponent | SCORE | GP | GS | G | A | PTS | SH | SH% | SOG | SOG% | GW | PK-ATT | YC | RC | MIN |
|---------------|-----------------|-------------|----------|----------|----------|----------|----------|----------|-------------|----------|-------------|----------|------------|----------|----------|------------|
| 08/22/2019 | NC State | 2-1 | * | * | 0 | 0 | 0 | 0 | .000 | 0 | .000 | 0 | 0-0 | 0 | 0 | 90 |
| 08/25/2019 | William & Mary | 3-0 | * | * | 0 | 0 | 0 | 0 | .000 | 0 | .000 | 0 | 0-0 | 0 | 0 | 90 |
| 08/28/2019 | at Jacksonville | 6-0 | * | * | 0 | 0 | 0 | 0 | .000 | 0 | .000 | 0 | 0-0 | 0 | 0 | 45 |
| Totals | | 11-1 | 3 | 3 | 0 | 0 | 0 | 0 | .000 | 0 | .000 | 0 | 0-0 | 0 | 0 | 225 |

Player Averages

| Games Played | Shots per game | Assists per game | Goals per game | Points per game |
|--------------|----------------|------------------|----------------|-----------------|
| 3 | 0.00 | 0.00 | 0.00 | 0.00 |

| Date | Opponent | SCORE | GP | GS | Minutes | GA | GAAVG | Saves | Save% | W | L | T | Sho |
|---------------|-----------------|-------|----------|----------|---------------|----------|-------------|----------|-------------|----------|----------|----------|----------|
| 08/22/2019 | NC State | 2-1 | * | * | 90:00 | 1 | 1.00 | 2 | .667 | 0 | 0 | 0 | 0 |
| 08/25/2019 | William & Mary | 3-0 | * | * | 90:00 | 0 | 0.00 | 2 | 1.000 | 0 | 0 | 0 | 1 |
| 08/28/2019 | at Jacksonville | 6-0 | * | * | 45:00 | 0 | 0.00 | 0 | .000 | 0 | 0 | 0 | 1 |
| Totals | | | 3 | 3 | 225:00 | 1 | 0.40 | 4 | .800 | 0 | 0 | 0 | 2 |

| Season | GP | Minutes | GA | GaAvg | Saves | Save% | W | L | T |
|--------------|-----------|----------------|-----------|-------------|------------|-------------|-----------|-----------|----------|
| 2016 | 21 | 1883:14 | 9 | 0.43 | 59 | .868 | 18 | 2 | 1 |
| 2017 | 23 | 2056:06 | 11 | 0.48 | 53 | .828 | 18 | 3 | 1 |
| 2018 | 21 | 1828:58 | 12 | 0.59 | 54 | .818 | 14 | 6 | 1 |
| 2019 | 3 | 225:00 | 1 | 0.40 | 4 | .800 | 3 | 0 | 0 |
| Total | 68 | 5993:18 | 33 | 0.48 | 167 | .835 | 52 | 11 | 3 |

#3 KOCH, Rebecca

| Date | Opponent | Score | GP | GS | G | A | Pts | SH | SH% | SOG | SOG% | GW | Car | PK-Att | Min | |
|---------------|----------------------|-------|--------------|-----------|-----------|----------|----------|----------|-----------|-------------|-----------|-------------|----------|----------|------------|-------------|
| Aug 17, 2018 | FORDHAM | 1-0 | * | * | 0 | 0 | 0 | 0 | .000 | 0 | .000 | 0 | 0 | 0-0 | 67 | |
| Aug 19, 2018 | COLLEGE OF CHARLESTO | 2-0 | * | * | 0 | 0 | 0 | 0 | .000 | 0 | .000 | 0 | 0 | 0-0 | 68 | |
| Aug 23, 2018 | CLEMSON | 1-0 | * | * | 0 | 0 | 0 | 1 | .000 | 0 | .000 | 0 | 0 | 0-0 | 72 | |
| Aug 26, 2018 | at NC State | 1-2 | * | * | 0 | 0 | 0 | 0 | .000 | 0 | .000 | 0 | 0 | 0-0 | 53 | |
| Sept 2, 2018 | PURDUE | 2-1 | * | * | 0 | 0 | 0 | 0 | .000 | 0 | .000 | 0 | 0 | 0-0 | 49 | |
| Sept 6, 2018 | WAKE FOREST | 2-0 | * | * | 0 | 0 | 0 | 1 | .000 | 0 | .000 | 0 | 0 | 0-0 | 65 | |
| Aug 9, 2018 | CORSTAL CAROLINA | 3-0 | * | * | 0 | 0 | 0 | 3 | .000 | 0 | .000 | 0 | 0 | 0-0 | 76 | |
| Sept 16, 2018 | at Tennessee | 2-0 | * | * | 0 | 0 | 0 | 1 | .000 | 0 | .000 | 0 | 0 | 0-0 | 85 | |
| Sept 20, 2018 | at Mississippi State | 1-2 | * | * | 0 | 0 | 0 | 0 | .000 | 0 | .000 | 0 | 0 | 0-0 | 67 | |
| Sept 23, 2018 | KENTUCKY | 3-0 | * | * | 0 | 1 | 1 | 2 | .000 | 1 | .125 | 0 | 0 | 0-0 | 66 | |
| Sept 28, 2018 | AUBURN | 3-0 | * | * | 0 | 0 | 0 | 0 | .000 | 0 | .125 | 0 | 0 | 0-0 | 81 | |
| Oct 04, 2018 | at Georgia | 1-0 | * | * | 0 | 0 | 0 | 0 | .000 | 0 | .125 | 0 | 0 | 0-0 | 90 | |
| Oct 11, 2018 | FLORIDA | 1-0 | * | * | 0 | 0 | 0 | 0 | .000 | 0 | .125 | 0 | 0 | 0-0 | 62 | |
| Oct 12, 2018 | at Vanderbilt | 0-0 | * | * | 0 | 0 | 0 | 0 | .000 | 0 | .125 | 0 | 0 | 0-0 | 110 | |
| Oct 18, 2018 | MISSOURI | 1-0 | * | * | 0 | 0 | 0 | 1 | .000 | 0 | .111 | 0 | 0 | 0-0 | 90 | |
| Oct 20, 2018 | at LSU | 1-2 | * | * | 0 | 0 | 0 | 0 | .000 | 0 | .111 | 0 | 0 | 0-0 | 89 | |
| Oct 25, 2018 | TEXAS A&M | 0-1 | * | * | 0 | 0 | 0 | 2 | .000 | 0 | .091 | 0 | 0 | 0-0 | 100 | |
| Oct 30, 2018 | vs Texas A&M | 2-1 | * | * | 0 | 0 | 0 | 2 | .000 | 0 | .077 | 0 | 0 | 0-0 | 90 | |
| Nov 1, 2018 | vs LSU | 0-1 | * | * | 0 | 0 | 0 | 1 | .000 | 1 | .143 | 0 | 0 | 0-0 | 82 | |
| Nov 09, 2018 | UNC GREENSBORO | 3-1 | * | * | 0 | 0 | 0 | 3 | .000 | 1 | .176 | 0 | 0 | 0-0 | 81 | |
| Totals | | | 30-11 | 28 | 20 | 0 | 1 | 1 | 17 | .000 | .3 | .176 | 0 | 0 | 0-0 | 1543 |

| Season | GP | G | A | Pts | Shots | Shot% | SOG | SOG% | GW |
|--------------|-----------|----------|----------|----------|-----------|-------------|----------|-------------|----------|
| 2016 | 20 | 0 | 0 | 0 | 4 | .000 | 2 | .500 | 0 |
| 2017 | 6 | 0 | 0 | 0 | 1 | .000 | 1 | 1.000 | 0 |
| 2018 | 21 | 0 | 1 | 1 | 17 | .000 | 1 | .176 | 0 |
| 2019 | 0 | 0 | 0 | 0 | 0 | .000 | 0 | .000 | 0 |
| Total | 47 | 0 | 1 | 1 | 22 | .000 | 4 | .273 | 0 |

2019 NOTABLE PLAYER PAGES



#4 - Anna Patten

Defender - 5-9 - Junior - Harpenden, England

International Experience:

- Named to England's Senior National Team on Aug. 20, 2019, for friendlies vs. Belgium and Norway
- Trained with England's full national team prior to the 2019 FIFA Women's World Cup
- Participated in the 2018 U20 FIFA Women's World Cup, earning a bronze medal with teammate Grace Fisk
- Has competed with U19, U17 and U15 teams in England... Competed with Arsenal Women FC

2018 Season Highlights (at Florida State):

- Won 2018 NCAA National Championship
- Part of Seminole defense that shutout 16 opponents including No. 1 Stanford and No. 3 North Carolina
- Scored the game-winning goal for Florida State in the first round of the NCAA Tournament over Loyola Chicago
- Registered goals in back-to-back matches on the road at Pittsburgh and at No. 6 Virginia



2019-20 South Carolina Women's Soccer
Individual Game-by-Game
All games

Page 4/27
as of Aug 29, 2019

#4 PATTEN, Anna

| Date | Opponent | SCORE | GP | GS | G | A | PTS | SH | SH% | SOG | SOG% | GW | PK-ATT | YC | RC | MIN | |
|---------------|----------|------------|----------|----------|----------|----------|----------|----------|----------|-------------|----------|-------------|----------|------------|----------|----------|-----------|
| 08/22/2019 | NC State | 2-1 | * | * | 0 | 0 | 0 | 0 | 0 | .000 | 0 | .000 | 0 | 0-0 | 0 | 0 | 50 |
| Totals | | 2-1 | 1 | 1 | 0 | 0 | 0 | 0 | 0 | .000 | 0 | .000 | 0 | 0-0 | 0 | 0 | 50 |

Player Averages

| Games Played | Shots per game | Assists per game | Goals per game | Points per game |
|--------------|----------------|------------------|----------------|-----------------|
| 1 | 0.00 | 0.00 | 0.00 | 0.00 |

| Season | GP | G | A | Pts | Shots | Shot% | SOG | SOG% | GW |
|--------------|-----------|----------|----------|-----------|-----------|-------------|-----------|-------------|----------|
| *2017 | 18 | 0 | 2 | 2 | 10 | .000 | 6 | .600 | 0 |
| *2018 | 23 | 4 | 2 | 10 | 33 | .121 | 17 | .515 | 1 |
| 2019 | 1 | 0 | 0 | 0 | 0 | .000 | 0 | .000 | 0 |
| Total | 41 | 4 | 4 | 12 | 43 | .093 | 23 | .535 | 1 |

*at Florida State



#5 - Luciana Zullo

Forward - 5-3 - Junior - Flemington, N.J.

Awards:

- 2018 SEC Preseason Watch List
- 2017 SEC All-Freshman Team
- 2017 SEC Freshman of the Week (Week 8)
- SEC First-Year Academic Honor Roll

2019 Season Highlights:

- Scored insurance goal vs. William and Mary (Aug. 25) in 36 minutes of action

2018 Season Highlights:

- Made first career start against Fordham (Aug. 17)
- Finished with a team-high 48 shots, with 15 on goal
- Registered a career-high six shots against No. 12 Vanderbilt (Oct. 12)
- Scored game-winner against Missouri (Oct. 18)
- Notched the game-winner for the Gamecocks in their quarterfinal match of the SEC Tournament against Texas A&M (Oct. 30)



2019-20 South Carolina Women's Soccer
Individual Game-by-Game
All games

Page 5/27
as of Aug 29, 2019

#5 ZULLO, Luciana

| Date | Opponent | SCORE | GP | GS | G | A | PTS | SH | SH% | SOG | SOG% | GW | PK-ATT | YC | RC | MIN |
|---------------|-----------------|-------------|----------|----------|----------|----------|----------|----------|-------------|----------|-------------|----------|------------|----------|----------|------------|
| 08/22/2019 | NC State | 2-1 | * | * | 0 | 0 | 0 | 2 | .000 | 1 | .500 | 0 | 0-0 | 0 | 0 | 31 |
| 08/25/2019 | William & Mary | 3-0 | * | * | 1 | 0 | 2 | 1 | .333 | 1 | .667 | 0 | 0-0 | 0 | 0 | 35 |
| 08/28/2019 | at Jacksonville | 6-0 | * | * | 0 | 1 | 1 | 3 | .167 | 2 | .667 | 0 | 0-0 | 0 | 0 | 38 |
| Totals | | 11-1 | 3 | 0 | 1 | 1 | 3 | 6 | .167 | 4 | .667 | 0 | 0-0 | 0 | 0 | 104 |

Player Averages

| Games Played | Shots per game | Assists per game | Goals per game | Points per game |
|--------------|----------------|------------------|----------------|-----------------|
| 3 | 2.00 | 0.33 | 0.33 | 1.00 |

| Season | GP | G | A | Pts | Shots | Shot% | SOG | SOG% | GW |
|--------------|-----------|----------|----------|-----------|-----------|-------------|-----------|-------------|----------|
| 2017 | 23 | 5 | 3 | 13 | 25 | .200 | 14 | .560 | 3 |
| 2018 | 21 | 2 | 1 | 5 | 48 | .042 | 15 | .313 | 2 |
| 2019 | 3 | 1 | 1 | 3 | 6 | .167 | 4 | .667 | 0 |
| Total | 47 | 8 | 5 | 21 | 79 | .101 | 33 | .418 | 5 |

2019 NOTABLE PLAYER PAGES



#10 - Elexa Bahr

Forward - 5-3 - Senior -
Buford, Ga.

In the Record Books:

- Tied for 2nd in career goals in NCAA Tournament (3)
- Tied for 4th in career points in NCAA Tournament (7)

Awards:

- 2019 SEC Preseason Watch List
- 2018 SEC Preseason Watch List
- 2x 2017 SEC Offensive Player of the Week (Week 4 & 10)
- 2017 SEC Academic Honor Roll

2019 Season Highlights:

- Scored game-winning goal vs. No. 21 NC State (Aug. 22) in 53rd minute
- Scored game-winning goal vs. William and Mary (Aug. 25) on her way to a four-point match in her best individual performance of her career
- Continued impressive start with a goal in three-straight matches, earning her third game-winning goal of the season in a 6-0 win over Jacksonville

2018 Season Highlights:

- Came off the bench to score the game-winning goal against Purdue (Sept. 2)
- Returned to the starting lineup against Wake Forest (Sept. 6) and scored insurance goal in 62nd minute
- Scored third career NCAA Tournament goal against UNCG in opening round victory



2019-20 South Carolina Women's Soccer
Individual Game-by-Game
All games

Page 9/27
as of Aug 29, 2019

#10 BAHN, Elexa

| Date | Opponent | SCORE | GP:GS | G | A | PTS | SH | SH% | SOG | SOG% | GW | PK-ATT | YC | RC | MIN |
|---------------|-----------------|-------------|----------|----------|----------|----------|----------|-------------|----------|-------------|----------|------------|----------|----------|------------|
| 08/22/2019 | NC State | 2-1 | * * | 1 | 0 | 2 | 2 | .500 | 1 | .500 | 1 | 0-0 | 1 | 0 | 48 |
| 08/25/2019 | William & Mary | 3-0 | * * | 0 | 2 | 2 | 1 | .333 | 0 | .333 | 0 | 0-0 | 0 | 0 | 59 |
| 08/28/2019 | at Jacksonville | 6-0 | * * | 1 | 1 | 3 | 1 | .500 | 1 | .500 | 1 | 0-0 | 0 | 0 | 35 |
| Totals | | 11-1 | 3 | 3 | 3 | 7 | 4 | .500 | 2 | .500 | 2 | 0-0 | 1 | 0 | 143 |

Player Averages

| Games Played | Shots per game | Assists per game | Goals per game | Points per game |
|--------------|----------------|------------------|----------------|-----------------|
| 3 | 1.33 | 1.00 | 0.67 | 2.33 |

| Season | GP | G | A | Pts | Shots | Shot% | SOG | SOG% | GW |
|--------------|-----------|-----------|----------|-----------|-----------|-------------|-----------|-------------|----------|
| 2016 | 22 | 1 | 0 | 2 | 17 | .059 | 6 | .353 | 0 |
| 2017 | 23 | 8 | 1 | 17 | 38 | .211 | 17 | .447 | 4 |
| 2018 | 19 | 3 | 1 | 7 | 26 | .115 | 11 | .423 | 1 |
| 2019 | 3 | 3 | 3 | 9 | 5 | .600 | 3 | .600 | 3 |
| Total | 67 | 15 | 5 | 35 | 86 | .174 | 37 | .430 | 8 |



#18 - Grace Fisk

Defender - 5-6 - Senior -
Bromley, London

Awards:

- 2019 MAC Hermann Watch List
- 2019 TopDrawer Soccer Preseason Second Best XI
- 2019 TopDrawer Soccer Preseason National Top 100 (No. 23)
- 2x SEC Defensive Player of the Year (2017, 2018)
- 2018 United Soccer Coaches Second Team All-American
- 2x All-SEC First Team (2017, 2018)
- 2017 United Soccer Coaches First Team All-American
- 2x United Soccer Coaches All-Southeast Region First Team member (2017, 2018)

2018 Season Highlights:

- Began season with England's U20 National Team at the U20 Women's World Cup where she earned a bronze medal with teammate Anna Patten
- Returned to be the Captain for the Gamecocks
- Led Gamecocks to finish with the most shutouts in the regular season (12) in the SEC and aided in a league-leading 0.56 goals against average
- Scored game-winning goal against Kentucky (Sept. 23)
- Played in every minute of all three of South Carolina's ranked victories (No. 11 Tennessee, No. 23 Auburn and No. 13 Texas A&M)



2019-20 South Carolina Women's Soccer
Individual Game-by-Game
All games

Page 15/27
as of Aug 29, 2019

#18 FISK, Grace

| Date | Opponent | SCORE | GP:GS | G | A | PTS | SH | SH% | SOG | SOG% | GW | PK-ATT | YC | RC | MIN |
|---------------|-----------------|-------------|----------|----------|----------|----------|----------|-------------|----------|-------------|----------|------------|----------|----------|------------|
| 08/22/2019 | NC State | 2-1 | * * | 0 | 0 | 0 | 2 | .000 | 0 | .000 | 0 | 0-0 | 0 | 0 | 90 |
| 08/25/2019 | William & Mary | 3-0 | * * | 0 | 0 | 0 | 3 | .000 | 1 | .200 | 0 | 0-0 | 0 | 0 | 44 |
| 08/28/2019 | at Jacksonville | 6-0 | * * | 0 | 0 | 0 | 3 | .000 | 1 | .250 | 0 | 0-0 | 0 | 0 | 76 |
| Totals | | 11-1 | 3 | 3 | 0 | 0 | 8 | .000 | 2 | .250 | 0 | 0-0 | 0 | 0 | 210 |

Player Averages

| Games Played | Shots per game | Assists per game | Goals per game | Points per game |
|--------------|----------------|------------------|----------------|-----------------|
| 3 | 2.67 | 0.00 | 0.00 | 0.00 |

| Season | GP | G | A | Pts | Shots | Shot% | SOG | SOG% | GW |
|--------------|-----------|----------|----------|-----------|-----------|-------------|-----------|-------------|----------|
| *2016 | 18 | 1 | 0 | 2 | 9 | .111 | 5 | .556 | 0 |
| 2017 | 20 | 3 | 1 | 7 | 10 | .300 | 4 | .400 | 2 |
| 2018 | 17 | 1 | 1 | 3 | 15 | .067 | 6 | .400 | 1 |
| 2019 | 3 | 0 | 0 | 0 | 8 | .000 | 2 | .250 | 0 |
| Total | 58 | 5 | 2 | 12 | 42 | .119 | 17 | .405 | 3 |

*at Penn State

2019 NOTABLE PLAYER PAGES



#22 - Ryan Gareis

Forward - 5-7 - Junior - Naperville, Ill.

Awards:

- 2017 SEC All-Freshman Team
- 2017 SEC First-Year Academic Honor Roll

2019 Season Highlights:

- In first start of the season scored an insurance goal in the 3-0 win over William and Mary (Aug. 25)
- Scored insurance goal vs. Jacksonville (Aug. 28) in a 6-0 win

2018 Season Highlights:

- Returned from ACL tear against NC

- State after missing first three matches of the season
- Scored game-winning goal against Coastal Carolina (Sept. 9) in a 3-0 win
- Notched an assist in a 2-0 win over No. 11 Tennessee (Sept. 16)
- Eight of 10 shots on the season were on goal



2019-20 South Carolina Women's Soccer
Individual Game-by-Game
All games

Page 19/27
as of Aug 29, 2019


#22 GAREIS, Ryan

| Date | Opponent | SCORE | GP | GS | G | A | PTS | SH | SH% | SOG | SOG% | GW | PK-ATT | YC | RC | MIN |
|---------------|-----------------|-------------|----------|----------|----------|----------|----------|----------|-------------|----------|-------------|----------|------------|----------|----------|------------|
| 08/22/2019 | NC State | 2-1 | * | * | 0 | 0 | 0 | 2 | .000 | 1 | .500 | 0 | 0-0 | 0 | 0 | 56 |
| 08/25/2019 | William & Mary | 3-0 | * | * | 1 | 0 | 2 | 1 | .333 | 1 | .667 | 0 | 0-0 | 0 | 0 | 48 |
| 08/28/2019 | at Jacksonville | 6-0 | * | * | 1 | 1 | 3 | 1 | .500 | 1 | .750 | 0 | 0-0 | 0 | 0 | 44 |
| Totals | | 11-1 | 3 | 2 | 2 | 1 | 5 | 4 | .500 | 3 | .750 | 0 | 0-0 | 0 | 0 | 147 |

Player Averages

| Games Played | Shots per game | Assists per game | Goals per game | Points per game |
|--------------|----------------|------------------|----------------|-----------------|
| 3 | 1.33 | 0.33 | 0.67 | 1.67 |

| Season | GP | G | A | Pts | Shots | Shot% | SOG | SOG% | GW |
|--------------|-----------|----------|----------|-----------|-----------|-------------|-----------|-------------|----------|
| 2017 | 23 | 3 | 1 | 7 | 38 | .079 | 19 | .500 | 2 |
| 2018 | 15 | 1 | 1 | 3 | 10 | .100 | 8 | .800 | 1 |
| 2019 | 3 | 2 | 1 | 5 | 4 | .500 | 3 | .750 | 0 |
| Total | 41 | 6 | 3 | 15 | 52 | .115 | 30 | .577 | 3 |



#23 - Tatumn Milazzo

Defender - 5-7 - Senior - Orland Park, Ill.

Awards:

- 2019 SEC Preseason Watch List
- 2018 United Soccer Coaches All-Southeast Region Third Team
- 2018 All-SEC Second Team
- 2019 SEC Defensive Player of the Week (Week 1)

2019 Season Highlights:

- Scored off a header against No. 21 NC State (Aug. 22) to knot the match at one in the second half
- Named SEC Defensive Player of the Week (Week 1)

- Made transition from right back to center back vs. William and Mary with Anna Patten with the England Senior National Team

2018 Season Highlights:

- Moved to center back to fill in for Grace Fisk during first few matches of the season
- Returned to center back position after injury to Jackie Schaefer
- Spent most of the season at right back, scoring both of her goals from that position
- Helped the Gamecocks lead the SEC in shutouts (12) and league-leading 0.56 goals against average
- Scored first-career goal against Kentucky (Sept. 23) off a header
- Scored her first game-winning goal against Georgia (Oct. 4) off of a header



2019-20 South Carolina Women's Soccer
Individual Game-by-Game
All games

Page 20/27
as of Aug 29, 2019

#23 MILAZZO, Tatumn

| Date | Opponent | SCORE | GP | GS | G | A | PTS | SH | SH% | SOG | SOG% | GW | PK-ATT | YC | RC | MIN |
|---------------|-----------------|-------------|----------|----------|----------|----------|----------|----------|-------------|----------|-------------|----------|------------|----------|----------|------------|
| 08/22/2019 | NC State | 2-1 | * | * | 1 | 0 | 2 | 2 | .500 | 1 | .500 | 0 | 0-0 | 1 | 0 | 87 |
| 08/25/2019 | William & Mary | 3-0 | * | * | 0 | 0 | 0 | 0 | .500 | 0 | .500 | 0 | 0-0 | 1 | 0 | 84 |
| 08/28/2019 | at Jacksonville | 6-0 | * | * | 0 | 0 | 0 | 0 | .500 | 0 | .500 | 0 | 0-0 | 0 | 0 | 59 |
| Totals | | 11-1 | 3 | 3 | 1 | 0 | 2 | 2 | .500 | 1 | .500 | 0 | 0-0 | 2 | 0 | 230 |

Player Averages

| Games Played | Shots per game | Assists per game | Goals per game | Points per game |
|--------------|----------------|------------------|----------------|-----------------|
| 3 | 0.67 | 0.00 | 0.33 | 0.67 |

| Season | GP | G | A | Pts | Shots | Shot% | SOG | SOG% | GW |
|--------------|-----------|----------|----------|----------|-----------|-------------|-----------|-------------|----------|
| 2016 | 24 | 0 | 1 | 1 | 5 | .000 | 2 | .400 | 0 |
| 2017 | 21 | 0 | 1 | 1 | 5 | .000 | 0 | .000 | 0 |
| 2018 | 21 | 2 | 0 | 4 | 12 | .167 | 7 | .583 | 1 |
| 2019 | 3 | 1 | 0 | 2 | 2 | .500 | 1 | .500 | 0 |
| Total | 69 | 3 | 2 | 8 | 24 | .125 | 10 | .417 | 1 |

2019 NOTABLE PLAYER PAGES



#24 - Lauren Chang

Midfielder - 5-3 - Junior - Alpharetta, Ga.

Awards:

- 2019 SEC Preseason Watch List
- 2018 All-SEC Second Team
- 2018 United Soccer Coaches All-Southeast Second Team
- 2017 SEC Freshman of the Week (Week 6)
- SEC First-Year Academic Honor Roll

2018 Season Highlights:

- Led team in goals with eight, totalling a team high 18 points on 38 shots and a team-leading 18 shots on goal
- Scored gamewinner for the second

- year in a row against No. 11 Tennessee (Sept. 16)
- Scored game-winning goal against rival Clemson (Aug. 23) in front of a record crowd of 6,354 at Stone Stadium
- Notched gamewinner against UNCG (Nov. 11) in NCAA Tournament off a header
- Finished three-for-three on penalty kicks during the season



2019-20 South Carolina Women's Soccer
Individual Game-by-Game
All games

Page 21/27
as of Aug 29, 2019

#24 CHANG, Lauren

| Date | Opponent | SCORE | GP:GS | G | A | PTS | SH | SH% | SOG | SOG% | GW | PK-ATT | YC | RC | MIN |
|---------------|-----------------|-------------|--------------|----------|----------|----------|----------|-------------|----------|-------------|----------|------------|----------|----------|-----------|
| 08/22/2019 | NC State | 2-1 | * * | 0 | 0 | 0 | 2 | .000 | 2 | 1.000 | 0 | 0-0 | 0 | 0 | 44 |
| 08/25/2019 | William & Mary | 3-0 | * * | 0 | 0 | 0 | 1 | .000 | 0 | .667 | 0 | 0-0 | 0 | 0 | 32 |
| 08/28/2019 | at Jacksonville | 6-0 | * * | 0 | 0 | 0 | 0 | .000 | 0 | .667 | 0 | 0-0 | 0 | 0 | 22 |
| Totals | | 11-1 | 3 : 2 | 0 | 0 | 0 | 3 | .000 | 2 | .667 | 0 | 0-0 | 0 | 0 | 98 |

Player Averages

| Games Played | Shots per game | Assists per game | Goals per game | Points per game |
|--------------|----------------|------------------|----------------|-----------------|
| 3 | 1.00 | 0.00 | 0.00 | 0.00 |

| Season | GP | G | A | Pts | Shots | Shot% | SOG | SOG% | GW |
|--------------|-----------|-----------|----------|-----------|-----------|-------------|-----------|-------------|----------|
| 2017 | 23 | 2 | 1 | 5 | 27 | .074 | 8 | .296 | 1 |
| 2018 | 21 | 8 | 2 | 18 | 38 | .211 | 18 | .474 | 3 |
| 2019 | 3 | 0 | 0 | 0 | 3 | .000 | 2 | .667 | 0 |
| Total | 47 | 10 | 3 | 23 | 68 | .145 | 28 | .417 | 4 |



#33 - Jyllissa Harris

Midfielder - 5-8 - Sophomore - Hazlet, N.J.

Awards:

- 2019 SEC Preseason Watch List
- 2018 SEC All-Freshman Team
- 2018 SEC Freshman of the Week (Week 3)
- TopDrawerSoccer Top 100 Freshman list

2019 Season Highlights:

- Started the sequence that led to the game-winning goal vs. William and Mary, earning her an assist

2018 Season Highlights:

- Made first career start against Clemson (Aug. 23), playing all 90 minutes
- Scored first career goal against Purdue (Sept. 2), and later added her first career assist on the game-winning goal in the 2-1 win
- Notched a goal and an assist in consecutive matches, helping the Gamecocks earn a 3-0 win over Wake Forest (Sept. 6)
- Scored first career NCAA Tournament goal against UNCG (Nov. 9) and added an assist later in the match
- Only Gamecock to register multiple three-point matches



2019-20 South Carolina Women's Soccer
Individual Game-by-Game
All games

Page 26/27
as of Aug 29, 2019

#33 HARRIS, Jyllissa

| Date | Opponent | SCORE | GP:GS | G | A | PTS | SH | SH% | SOG | SOG% | GW | PK-ATT | YC | RC | MIN |
|---------------|-----------------|-------------|--------------|----------|----------|----------|----------|-------------|----------|-------------|----------|------------|----------|----------|------------|
| 08/22/2019 | NC State | 2-1 | * * | 0 | 0 | 0 | 1 | .000 | 1 | 1.000 | 0 | 0-0 | 0 | 0 | 76 |
| 08/25/2019 | William & Mary | 3-0 | * * | 1 | 0 | 2 | 2 | .333 | 2 | 1.000 | 1 | 0-0 | 0 | 0 | 72 |
| 08/28/2019 | at Jacksonville | 6-0 | * * | 0 | 0 | 0 | 1 | .250 | 0 | .750 | 0 | 0-0 | 0 | 0 | 18 |
| Totals | | 11-1 | 3 : 3 | 1 | 0 | 2 | 4 | .250 | 3 | .750 | 1 | 0-0 | 0 | 0 | 167 |

Player Averages

| Games Played | Shots per game | Assists per game | Goals per game | Points per game |
|--------------|----------------|------------------|----------------|-----------------|
| 3 | 1.33 | 0.00 | 0.33 | 0.67 |

| Season | GP | G | A | Pts | Shots | Shot% | SOG | SOG% | GW |
|--------------|-----------|----------|----------|-----------|-----------|-------------|-----------|-------------|----------|
| 2018 | 21 | 4 | 3 | 11 | 20 | .200 | 8 | .400 | 1 |
| 2019 | 3 | 0 | 1 | 1 | 3 | .000 | 2 | 1.000 | 0 |
| Total | 24 | 4 | 4 | 12 | 23 | .174 | 10 | .435 | 1 |

SOUTH CAROLINA TV IDENTIFICATION ROSTER



Mikayla Krzczowski
#0 - Senior



Heather Hinz
#1 - Freshman




Amanda Martin
#2 - Sophomore



Rebecca Koch
#3 - Senior



Anna Patten
#4 - Junior



Luciana Zullo
#5 - Junior



Camryn Dixon
#6 - Freshman



Paige Mikula
#7 - Sophomore



Bianca Galassini
#9 - Junior



Alexia Bahr
#10 - Senior



Jenn Colter
#11 - Junior



Riley Tanner
#12 - Sophomore



Samantha Meredith
#13 - Freshman



Riane Coman
#15 - Freshman



Abby Hugo
#16 - Freshman



Grace Fisk
#18 - Senior




Eveleen Hahn
#19 - Freshman



Samantha Chang
#20 - R-Freshman



Susan Kehl
#21 - Junior



Ryan Gareis
#22 - Junior



Tatum Milazzo
#23 - Senior



Lauren Chang
#24 - Junior



Frances Ann Matisse
#25 - Sophomore



Claire Griffiths
#26 - R-Sophomore



Anne Frances Lorio
#27 - Freshman




Meredith Christopher
#28 - Junior



Sutton Jones
#29 - Sophomore



Jylissa Harris
#33 - Sophomore



Morgan Armstrong
#40 - R-Freshman



Sarah Eskew
#49 - Junior