



GAME 5 | THURSDAY, NOVEMBER 21, 2019

#5/6 SOUTH CAROLINA (4-0) VS USC UPSTATE (3-2)

7 P.M. | COLUMBIA, S.C. | COLONIAL LIFE ARENA (18,000)

TV: SECN+ | RADIO: 107.5 THE GAME

LIVE STATS: GAMECOCKS.STATBROADCAST.COM

ABOUT THIS GAME

- Tonight's game is just the second between the Gamecocks and Spartans all-time. South Carolina won the series opener 71-57 on Dec. 16, 2008, Dawn Staley's first season at the Gamecocks' helm.
- The Gamecocks are 140-71 all-time against teams from the state of South Carolina, playing 16 other programs based in their home state. The longest running foe is Palmetto Series rival Clemson, which is next on the Gamecocks' schedule.

GAMECOCK NOTABLES

- Mikiah Herbert Harrigan checked all the boxes on the box score against Appalachian State with 21 points on 10-of-17 shooting, including a 3-pointer, six rebounds, four blocks, two assists and three steals. The scoring surge moved her up to second on the team and 21st in the SEC with 13.0 points per game.
- Freshman Zia Cooke found her outside shooting stroke last week, hitting 7-of-9 from 3-point range over two games. Her 27 points at Dayton (Nov. 13) was the most on the team this season.
- Sophomore Destanni Henderson settled into her offense against Appalachian State, shooting 6-of-8 from the field, including a pair of 3-pointers, for 16 points while also handing out three assists and swiping three steals. Her leadership at the point guard position helped her to plus-minus of 48.77 in the game, the highest off the bench and fourth-best on the team.
- Freshman forward Aliyah Boston is the lone Gamecock to have scored in double figures every game this season. Last week, she shot 11-of-12 from the field, including 6-of-6 from the field on Sunday – one of five all-time perfect shooting games by a freshman in Gamecock history.
- Sophomore Victaria Saxton scored in double figures in both games last week, averaging 11.5 points on 69.2 percent shooting. Defensively, she blocked seven shots over the two games, which moved her into the SEC top 10 in blocks per game this season (9th, 2.0).
- Freshman Brea Beal got her offense on track against Appalachian State, shooting 3-of-6 from the field to score in double figures for the first time this season. The Gamecocks' leading rebounder on the season narrowly missed her first career double-double with nine boards.
- Senior Tyasha Harris was locked in on distribution duties last week, handing out 11 assists over the two games against just two turnovers. Her 4.8 assists per game this season rank third in the SEC.

1 South Carolina leads the nation in blocked shots per game with 12.8 per game. The next team on the list is Baylor at 9.0 per game.	8.5 Brea Beal leads the Gamecocks and ranked ninth in the SEC in rebounding average (8.5).	17 Senior Tyasha Harris needs just 17 points to reach 1,000 in her career.
5 The Gamecocks are fifth in the country in field goal percentage defense, allowing opponents to shoot just 25.2 percent so far this season.	9 Nine of the 11 active Gamecocks have scored in double figures at least once this season.	91.7 Freshman Aliyah Boston shot 91.7 percent from the field over two games last week, which moved her into 18th in the nation in field goal percentage (.667)

GAMECOCKS

4-0, 0-0 SEC

Ranking: 5/6 (AP/Coaches)

Head Coach: Dawn Staley

Record at SC: 277-97(12th)

Career Record: 449-177 (20th)

Top Scorer: Zia Cooke (14.3)

Top Rebounder: Brea Beal (8.5)



SPARTANS

3-2, 0-0 BIG SOUTH

Ranking: -/ (AP/Coaches)

Head Coach: Tammy George

Record at Upstate: 186-240 (15th)

Career Record: 229-261 (17th)

Top Scorer: Brianna Lewis (15.4)

Top Rebounder: Riley Popplewell (7.2)



SCHEDULE/RESULTS

Nov. 5	Alabama State (SECN+)	W, 103-43
Nov. 10	at #4/5 Maryland (ESPN)	W, 63-54
Nov. 13	at Dayton	W, 75-49
Nov. 17	Appalachian State (SECN+)	W, 92-50
Nov. 21	USC Upstate (SECN+)	7 p.m.
Nov. 24	at Clemson (ACCN)	2 p.m.

Paradise Jam (St. Thomas, U.S.V.I.)

Nov. 28	vs. Indiana	8 p.m.
Nov. 29	vs. Washington State	8 p.m.
Nov. 30	vs. Baylor	8 p.m.

Dec. 7	at Temple	3 p.m.
Dec. 15	Purdue (SECN+)	2 p.m.
Dec. 19	Duke (SECN)	7 p.m.
Dec. 22	South Dakota (SECN+)	Noon
Jan. 2	Kentucky* (SECN)	7:40 p.m.
Jan. 5	at Alabama* (SECN)	6 p.m.
Jan. 9	Arkansas* (SECN+)	7 p.m.
Jan. 12	at Vanderbilt* (SECN)	5 p.m.
Jan. 16	at Missouri* (SECN)	8:30 p.m.
Jan. 20	Mississippi State* (ESPN2)	7 p.m.
Jan. 26	at Georgia* (SECN)	3 p.m.
Jan. 30	at Ole Miss* (SECN+)	8 p.m.
Feb. 2	Tennessee* (ESPN2)	1 p.m.
Feb. 6	at Arkansas* (SECN)	8:30 p.m.
Feb. 10	UConn (ESPN2)	7 p.m.
Feb. 13	Auburn* (SECN)	7 p.m.
Feb. 17	Vanderbilt* (SECN)	7 p.m.
Feb. 20	LSU* (SECN+)	7 p.m.
Feb. 23	at Kentucky* (ESPN2 or SECN)	2 p.m.
Feb. 27	at Florida* (SECN+)	6 p.m.
Mar. 1	Texas A&M* (ESPN2)	Noon

SEC Tournament (Greenville, S.C.)

Mar. 4-8	SEC Tournament	TBA
----------	----------------	-----

All Times Listed as Eastern and are subject to change












* indicates SEC Game

TSECN is SEC Network; SECN+ is SEC Network online via ESPN app

TALE OF THE TAPE

	83.2	.464	.380	.699	18.0	49.0	.252	.233	+10.3	19.0	+1.5	12.8	8.5
SOUTH CAROLINA	Points	FG%	3FG%	FT%	FT Made Per Game	Scoring Defense	FG% Defense	3FG% Defense	Rebound Margin	Assists	TO Margin	Blocks	Steals
UPSTATE	64.8	.438	.296	.597	8.6	62.0	.365	.270	+3.0	16.4	-5.8	4.8	7.6

2019-20 South Carolina Media Roster

0		<p>Olivia Thompson 5-8 • Fr. • Guard • Lexington, S.C.</p> <p>PPG 3.3 RPG 0.0 APG 0.3 FG% .500 FT% --</p>	<p>LAST GM: 6 mins vs. App State NOTABLE: Prolific outside shooter ... All-time leading scorer in Lexington HS history ... 2019 SCBCA Class 5A Player of the Year ... Three-time SCBCA All-State selection.</p>	<p>Career Highs Pts: 10 vs. Alabama St., 11/5/19 Ast: 1 vs. Alabama St., 11/5/19 Stl: - Reb: - Min: 7 vs. Alabama St., 11/5/19</p>
1		<p>Zia Cooke 5-9 • Fr. • Guard • Toledo, Ohio <i>ZY-ub COOK</i></p> <p>PPG 14.3 RPG 4.0 APG 1.8 FG% .429 FT% .824</p>	<p>LAST GM: 7 pts, 3 assts, 2 stls vs. App State NOTABLE: Explosive, athletic guard ... 17th in SEC in ppg ... No. 4 overall recruit in 2019 class ... 2019 Naismith HS Player of the Year finalist ... consensus All-American (2019) ... two USA Basketball gold medals.</p>	<p>Career Highs Pts: 27 at Dayton, 11/13/19 Ast: 3 vs. App State, 11/17/19 Stl: 2, 2x, vs. App State, 11/1/19 Reb: 7 at Dayton, 11/13/19 Min: 30 at Dayton, 11/13/19</p>
3		<p>Destanni Henderson 5-7 • So. • Guard • Fort Myers, Fla. <i>DES-tuh-nee</i></p> <p>PPG 8.3 RPG 3.0 APG 2.5 FG% .429 FT% .833</p>	<p>LAST GM: 16 pts, 3 assts, 3 stls vs. App State NOTABLE: Confident, explosive guard ... playing 10 more minutes per game than last season ... 2019 SEC All-Freshman Team ... started nine games last season ... averaged 7.5 points on 44.6% shooting in SEC play.</p>	<p>Career Highs Pts: 19 at Arkansas, 2/3/19 Ast: 5 vs. Ole Miss, 2/7/19 Stl: 3, 2x, vs. App State, 11/17/19 Reb: 6 vs. Kentucky, 2/21/19 Min: 30, 2x, vs. Ala. St., 11/5/19</p>
4		<p>Aliyah Boston 6-5 • Fr. • For. • St. Thomas, U.S.V.I. <i>uh-LEE-uh</i></p> <p>PPG 12.8 RPG 7.8 BPG 5.0 FG% .667 FT% .688</p>	<p>LAST GM: 14 pts, 10 rebs, 4 blks vs. App St. NOTABLE: Physical post who loves contact ... 2nd in NCAA in bpg and 18th in FG%, SEC top 25 in ppg and rpg ... No. 3 overall recruit in 2019 class ... consensus All-American (2019) ... four gold medals with USA Basketball.</p>	<p>Career Highs Pts: 14, 2x, vs. App St., 11/17/19 Blk: 10 vs. Alabama St., 11/5/19 Stl: 3 vs. Alabama St., 11/5/19 Reb: 12 vs. Alabama St., 11/5/19 Min: 32 at Maryland, 11/10/19</p>
5		<p>Victoria Saxton 6-2 • So. • Forward • Rome, Ga. <i>vic-TAR-ee-uh</i></p> <p>PPG 8.5 RPG 5.0 BPG 2.0 FG% .650 FT% .615</p>	<p>LAST GM: 10 pts, 6 rebs, 4 blks vs. App State NOTABLE: Lithe, athletic forward who is quick off the floor ... 9th in SEC in bpg ... second on team in field goal percentage ... 2019 SEC All-Freshman Team ... shot 57.1 percent from the field as a freshman.</p>	<p>Career Highs Pts: 19 at Arkansas, 2/3/19 Reb: 9 at Arkansas, 2/3/19 Blk: 5 vs. Clemson, 11/15/18 Stl: 3 at Alabama St., 11/11/18 Min: 27 vs. Kentucky, 2/21/19</p>
12		<p>Brea Beal 6-1 • Fr. • Guard • Rock Island, Ill. <i>BREE</i></p> <p>PPG 5.8 RPG 8.5 APG 3.0 FG% .190 FT% .636</p>	<p>LAST GM: 10 pts, 9 rebs, 4 assts vs. App St. NOTABLE: Agile guard with ability to post up ... leads team, 9th in SEC in rpg ... No. 11 overall recruit in 2019 class ... consensus All-American (2019) ... three-time Illinois Ms. Basketball and Gatorade Ill. Player of the Year.</p>	<p>Career Highs Pts: 10 vs. App State, 11/17/19 Ast: 4, 2x, vs. App St., 11/17/19 Stl: 1 at Maryland, 11/10/19 Reb: 10, 2x, at Dayton, 11/13/19 Min: 26 at Maryland, 11/10/19</p>
15		<p>Laeticia Amihere 6-4 • R-Fr. • For. • Mississauga, Ontario <i>lub-TEE-shuh ah-MEE-bear</i></p> <p>PPG 3.0 RPG 3.3 BPG 0.7 FG% .500 FT% .500</p>	<p>LAST GM: 2 pts, 3 rebs, 3 assts at Dayton NOTABLE: Explosive, athletic with great length and wingspan ... No. 10 overall recruit in 2019 class ... Honorable Mention All-American (2019) ... Named to Canada National Team for Olympic pre-qualifying.</p>	<p>Career Highs Pts: 6 vs. Alabama St., 11/5/19 Ast: 3 at Dayton, 11/13/19 Stl: 1 at Maryland, 11/10/19 Reb: 6 vs. Alabama St., 11/5/19 Min: 15 at Dayton, 11/13/19</p>
21		<p>Mikiah Herbert Harrigan 6-2 • Sr. • For. • Pembroke Pines, Fla. <i>muh-KEE-uh</i></p> <p>PPG 13.0 RPG 5.3 BPG 2.8 FG% .500 FT% .800</p>	<p>LAST GM: 21 pts, 6 rebs, 4 blks vs. App State NOTABLE: Agile forward with solid mid-range game and expanding shooting range ... Preseason All-SEC Second Team ... 20th in NCAA in bpg (4th in SEC) ... 21st in SEC in scoring, 10th in field goal percentage.</p>	<p>Career Highs Pts: 27 vs. Arkansas, 3/8/19 Reb: 16 at Texas A&M, 1/3/19 Blks: 6 at Texas A&M, 1/3/19 Ast: 4 at Purdue, 12/16/18 Min: 45 at Purdue, 12/16/18</p>
24		<p>LeLe Grissett 6-2 • Jr. • G/F • Durham, N.C. <i>LEE-lee grih-SET</i></p> <p>PPG 4.5 RPG 5.8 APG 1.8 FG% .500 FT% .333</p>	<p>LAST GM: 3 pts, 5 rebs, 4 assts vs. App State NOTABLE: Long, versatile and high energy guard/forward ... 3rd on team in rpg, including 3.3 offensive per game ... posted first career double-double against Baylor (12/2/18).</p>	<p>Career Highs Pts: 22 at Vanderbilt, 1/18/18 Ast: 4 vs. App State, 11/17/19 Stl: 4 vs. Alabama St., 11/10/17 Reb: 10 vs. Baylor, 12/2/18 Min: 29 vs. Tennessee, 1/14/18</p>
32		<p>Elysa Wesolek 6-1 • So. • Forward • Charleston, S.C. <i>uh-LISS-uh WES-uh-leck</i></p> <p>PPG 2.3 RPG 0.7 APG 0.3 FG% .500 FT% --</p>	<p>LAST GM: 8 mins vs. App State NOTABLE: Solid-shooting forward ... played in 12 games, including three SEC, last season ... scored 10 point on perfect shooting against ETSU (11/22/18).</p>	<p>Career Highs Pts: 10 vs. ETSU, 11/22/18 Ast: 1, 3x, vs. Ala. St., 11/5/19 Stl: 1, 2x, vs. Ala. St., 11/5/19 Reb: 2, 3x, vs. ETSU, 11/22/18 Min: 9 vs. App State, 12/5/18</p>
52		<p>Tyasha Harris 5-10 • Sr. • Guard • Noblesville, Ind. <i>ty-A-shuh</i></p> <p>PPG 9.8 RPG 4.0 APG 4.8 FG% .357 FT% 1.00</p>	<p>LAST GM: 11 pts, 4 assts vs. App State NOTABLE: Trusted, sure-handed true point guard ... on all national player of the year watch lists ... 3rd in SEC in apg, 9th in A:TO ... closing in on 1,000 points (983) and program career assist record.</p>	<p>Career Highs Pts: 28 vs. Tennessee, 1/14/18 Ast: 14 at Tennessee, 2/24/19 Stl: 6, 2x, vs. Sav. St., 12/17/17 Reb: 13 vs. Arkansas, 1/25/18 Min: 46 at Purdue, 12/16/18</p>

QUICK FACTS

The University

Location: Columbia, S.C.
Founded: 1801
Enrollment: 34,795
Colors: Garnet (PMS 202C) and Black
Nickname: Gamecocks
Conference: Southeastern
President: Bob Caslen
Athletics Director: Ray Tanner
Exec. Assoc. AD/SWA: Maria Hickman
Facility: Colonial Life Arena (18,000)

Coaching Staff

Head Coach: Dawn Staley
Alma Mater: Virginia, 1992
Overall Record: 449-177 (20th season)
School Record: 277-97 (12th season)
Assoc. Head Coach, Alma Mater:
 Lisa Boyer, Ithaca, 1979 (12th season)
Assistant Coaches, Alma Mater:
 Fred Chmiel, Excelsior, 2001 (5th season)
 Jolette Law, Iowa, 1990 (3rd season)

Team Information

2018-19 Record: 23-10
 Home: 13-4 Away: 9-2 Neutral: 1-4
SEC Record (Finish): 13-3 (2nd)
 Home: 6-2 Away: 7-1
Letterwinners Returning/Lost: 6/7
Starters Returning/Lost: 2/3

Program History

First Year of Women's Basketball: 1974-75
All-Time Record: 857-526 (46th season)
All-Time SEC Record: 186-67 (28th season)
NCAA Appearances (Last): 16 (2019)
NCAA Tournament Record: 28-14
2019 NCAA Result: Sweet 16, L, 68-93 vs. Baylor, Greensboro, N.C.
WNIT Appearances (Last): 4 (2011)
WNIT Record: 3-4

Media Relations

Women's Basketball Contact: Diana Koval
Office: 803.777.7977
Cell: 314.369.6050
Email: dkoval@mailbox.sc.edu
Press Row Phone: 803.777.6182
Women's Basketball on Social Media:
Twitter: @GamecockWBB
Instagram: @GamecockWBB
Facebook: @GamecockWBB
Head Coach on Social Media
Twitter: @DawnStaley
Instagram: @Staley05
Athletics Department on the Web
Website: GamecocksOnline.com
Twitter: @GamecocksOnline
Instagram: @GamecocksOnline
Facebook: Facebook.com/GamecocksOnline
YouTube: YouTube.com/GamecocksOnline

Current Streaks

	Total	Home	Road	Neut.
Overall	W4	W4	W5	L4
SEC	L1	L2	W5	—
Non-Conference	W4	W8	W2	L4
Ranked Teams	W1	W1	W1	L3

Five-Second Count

South Carolina women's basketball is in the midst of its most successful era, claiming at least 20 wins for the last eight seasons. The Gamecocks have played in the NCAA Elite Eight three times in the last four seasons, including winning the 2017 National Championship, and have been ranked in the AP Top 25 for 134 consecutive weeks, the fourth-longest active streak in the nation. Staley has led the Gamecocks to four SEC regular-season titles and four straight SEC Tournament Championships, making South Carolina the first program to win four consecutive tournament crowns in league history.

Under Staley's leadership, five Gamecocks have earned All-America status, two have earned SEC Player of the Year honors and 15 have picked up All-SEC recognition. Six Gamecocks have been selected in the WNBA Draft in the last four years, including 2018 No. 1 overall pick A'ja Wilson, who went onto become the Gamecocks' second-straight WNBA Rookie of the Year.

USC Upstate Series Notes

The two homestate teams have played just once before in women's basketball. In their inaugural season under head coach Dawn Staley, the Gamecocks claimed that initial meeting 71-57 on Dec. 16, 2008, in Columbia.

Staley's 20th

Celebrating her 20th season as a head coach this season, Dawn Staley has averaged 23.4 wins through her first 19 seasons. With a .717 (449-177) winning percentage in that time, she is 18th among active NCAA Div. I head coaches with at least 10 years of experience.

In her 12th season at South Carolina, she is the program's all-time winningest coach (276) with a program-record nine postseason appearances (8 NCAA/1 WNIT). She accounts for both of the Gamecocks' Final Four appearances (2015, 2017) and the first national championship in program history.

Staley has won 122 SEC games to rank second among active league coaches and eighth all-time. Her 11.1 SEC wins per season is the best all-time among coaches with at least 10 seasons in the league, and her .701 winning percentage is second only to Tennessee's Pat Summitt in league history.

Ranking Review

The Gamecocks are ranked No. 5 in this week's AP Poll, their highest ranking since coming in at No. 4 on Jan. 1, 2018.

South Carolina has appeared in the AP Poll for 134 consecutive weeks, the fourth-longest active streak in the nation. Under Staley, the Gamecocks have appeared in 139 AP polls, highlighted by 94 in the top 10, including 64 in the top five and 12 at No. 1.

The Gamecocks are No. 6 in this week's USA Today/WBCA Poll.

Schedule Strength

The Gamecocks' schedule includes 10 games against teams ranked in at least one of this week's polls.

Four of the top-25 opponents are non-conference games, which began at #4/5 Maryland (Nov. 10). At the Paradise Jam, South Carolina will open and close against ranked opponents – #18/25 Indiana (Nov. 28) and #2/2 Baylor (Nov. 30). #4/4 UConn comes to Colonial Life Arena in February to round out the non-conference ranked opponents.

Five SEC teams were ranked this week with South Carolina set to open league play against #13/14 Kentucky (Jan. 2). #6/6 Texas A&M, #10/8 Mississippi State, #20/18 Arkansas and #23/- Tennessee all visit Colonial Life Arena this season as well.

Ranked Readings

South Carolina is 64-60 against nationally ranked opponents under head coach Dawn Staley, although

GAMECOCKS IN THE RANKINGS (as of 11/19)

Team	SEC	NCAA	Actual	Brea Beal	SEC	NCAA	Actual
Scoring Offense	3	25	83.2	Rebounding	10	130	8.5
Scoring Defense	2	13	49.0	Assist-to-Turnover Ratio	4	57	3.0
Scoring Margin	2	15	+34.2	Aliyah Boston	SEC	NCAA	Actual
Field Goal Percentage	2	44	.464	Scoring	23	—	12.8
Field Goal %age Def.	1	5	.252	Rebounding	13	195	7.8
3-Point FG %age	4	44	.380	Field Goal Percentage	4	18	.667
3-Point FG %age Def.	4	45	.233	Blocked Shots	1	2	5.0
3-Point FG Made/Gm.	12	267	4.8	Offensive Rebounds	9	—	3.5
Free Throw Percentage	7	143	.699	Zia Cooke	SEC	NCAA	Actual
Rebounding Offense	2	9	50.2	Scoring	18	—	14.3
Rebounding Defense	12	—	40.0	Free Throw Percentage	8	169	.824
Rebounding Margin	6	54	+10.3	LeLe Grissett	SEC	NCAA	Actual
Assists Per Game	2	17	19.0	Offensive Rebounds	10	—	3.3
Steals Per Game	8	162	8.5	Tyasha Harris	SEC	NCAA	Actual
Turnover Margin	8	161	+1.5	Assists	3	89	4.8
Turnovers Per Game	—	104	15.0	Assist-to-Turnover Ratio	8	100	2.4
Assist-to-Turnover Ratio	2	32	1.3	M. Herbert Harrigan	SEC	NCAA	Actual
Blocked Shots Per Game	1	1	12.8	Scoring	21	—	13.0
Home Attendance Avg.	1	1	10,542	Field Goal Percentage	10	164	.500
				Blocked Shots	5	20	2.8
				Victoria Saxton	SEC	NCAA	Actual
				Blocked Shots	9	57	2.0

basketball history.

The headline of the trio's early-season exploits is Aliyah Boston's season-opening triple-double – the first in a college debut in NCAA Div. I women's basketball history. It was just the seventh triple-double in Gamecock history and the first by a freshman.

Two games later, Brea Beal and Zia Cooke joined Boston with elite Gamecock freshman outings.

Cooke poured in 27 points at Dayton (Nov. 13), the most by a Gamecock freshman since Kelsey Bone scored 27 against North Carolina on Dec. 20, 2009. It was the first 20-point freshman outing since Bianca Jackson netted 20 against UConn on Feb. 1, 2018. Cooke's scoring included five 3-pointers, the most by a Gamecock freshman since Tina Roy hit five against Presbyterian on Nov. 27, 2011.

Beal followed up her 10-rebound performance at #4/5 Maryland (Nov. 10) with another 10 rebounds at Dayton (Nov. 13), becoming the first Gamecock freshman with back-to-back double-digit rebounding games since A'ja Wilson pulled down 10 against Liberty (Dec. 21, 2014), 10 against Auburn (Jan. 2, 2015) and 13 at LSU (Jan. 4, 2015).

Milestone March

South Carolina's seniors are moving up the South Carolina and closing in on a classing scoring benchmark.

Already the first Gamecock to reach 500 career assists in her junior season and the record holder for single-season assists, Tyasha Harris is fourth in the program's all-time career assists chart. With 532 so far, she is 11 behind Martha Parker (1986-89) in third place. The program record of 615 is held by Cristina Ciocan (2001-04).

Harris has scored 983 career points, needing just 17 to hit the 1,000-point plateau. She would become just the fourth Gamecock with at least 1,000 points and 500 assists. Only one Gamecock has 1,000 points and 600 assists (Ciocan), which Harris could also achieve.

As a regular starter each of the last three seasons, Harris could make the top-10 of four other lists – steals, minutes played, games played and games started – by

the end of the season.

Mikiah Herbert Harrigan has 163 career blocks, which is fifth in program history. She is one away from Elem Ibiam's (2012-15) 164 in fourth place.

Herbert Harrigan's 811 career points put her within striking distance of 1,000 as well. Only five Gamecocks have ever posted at least 1,000 points and 100 blocks in their careers.

Historic Boston

Freshman forward Aliyah Boston opened her college career with a bang, recording an historic triple-double against Alabama State (Nov. 5).

It marked the first triple-double in a college debut in NCAA Div. I women's basketball history. Prior to Boston's mark, the last NCAA Div. I freshman to post a triple-double was Nebraska's Kate Cain against Florida Atlantic on Dec. 19, 2017.

It was just the seventh triple-double in South Carolina history, and the first by a freshman. That last Gamecock triple-double was by then-junior Alaina Coates, who posted 29 points, 16 rebounds and 10 blocks against Winthrop on Dec. 13, 2015.

Boston's 10 blocks tied Coates' school record.

5 = 1

The Gamecocks' five freshmen – Laeticia Amihere, Brea Beal, Aliyah Boston, Zia Cooke and Olivia Thompson – make up the No. 1 recruiting class in the nation, which includes four of the top 11 signees in the Class of 2019.

Expectations are high outside the program, and they don't dip much from those who have watched the class' progression through the preseason. Turning heads in the weight room and on the court, all five have come to the program eager to learn and thrive.

Woman Up!

South Carolina head coach Dawn Staley picked "Woman Up!" as this season's team to recognized how inspired her team is to work hard toward its goals and how they inspire her, each other and the community at large to pursue something greater.

The theme reminds the team to compete relentlessly, stay disciplined to its goals and lift each other up as they pursue their dreams.

As always, Staley invites fans of the program to do the same in their lives and in their support of the team – commit to your goals, support others and dream big.

To launch the theme, each Gamecock told her Woman Up! story for a video series. Visit GamecocksOnline.com/WomanUp to watch all 13 short videos in the series.

U-S-A, U-S-A

Since the arrival of Staley in the 2008-09 season, South Carolina has solidified its relationship with USA Basketball. At least one Gamecock has donned the red, white and blue in each of the last six summers, and the group of nine Gamecocks, including four on the current roster, has helped 13 U.S. teams to gold medals, three more to silver and another to bronze.

The participation streak is guaranteed to continue through 2020 as Staley was named Senior National Team Head Coach through the Tokyo Olympics. The Gamecocks' head coach led the U.S. to gold in the 2018 FIBA World Cup and earned her second USA Basketball National Coach of the Year award for the effort.

Junior Tyasha Harris is responsible for one of those gold medals (2016 FIBA U18 Americas Cup) as well as two silvers (2019 Pan Am Games, 2017 FIBA U19 World Cup). The point guard also trained with Staley's National Team when it was in Columbia for training camp prior to the 2018 FIBA World Cup.

Aliyah Boston and Zia Cooke were part of two gold-medal winning teams – 2018 FIBA U17 World Cup,

GAMES LED TEAM IN...

Scoring	2019-20	Career	Record	Rebounding	2019-20	Career	Record	Assists	2019-20	Career	Record
Zia Cooke	2	2	2-0	Brea Beal	2	2	2-0	Tyasha Harris	3	76	62-14
M. Herbert Harrigan	2	11	8-3	Aliyah Boston	2	2	2-0	Brea Beal	2	2	2-0
Aliyah Boston	1	1	1-0	LeLe Grissett	0	9	6-3	Destanni Henderson	1	2	2-0
Tyasha Harris	0	6	3-3	M. Herbert Harrigan	0	9	7-2	LeLe Grissett	1	1	1-0
Destanni Henderson	0	3	2-1	Victoria Saxton	0	2	2-0	M. Herbert Harrigan	0	1	1-0
Victoria Saxton	0	1	1-0	Tyasha Harris	0	2	2-0	<i>(Tied for team lead in each category included)</i>			

MISCELLANEOUS STATS

Double-Doubles	2019-20	Career	Record	10+ Points	2019-20	Career	Record	5+ Assists	2019-20	Career	Record
Aliyah Boston	2	2	2-0	M. Herbert Harrigan	3	46	28-8	Tyasha Harris	1	56	49-7
Tyasha Harris	0	9	8-1	Aliyah Boston	3	3	3-0	Destanni Henderson	0	1	1-0
M. Herbert Harrigan	0	3	2-1	Tyasha Harris	2	48	39-9	5+ Steals	2019-20	Career	Record
LeLe Grissett	0	1	0-1	Victoria Saxton	2	4	4-0	Tyasha Harris	0	3	3-0
20+ Points	2019-20	Career	Record	Zia Cooke	2	2	2-0	5+ Blocks	2019-20	Career	Record
M. Herbert Harrigan	1	4	3-1	Destanni Henderson	1	9	8-1	Aliyah Boston	1	1	1-0
Zia Cooke	1	1	1-0	LeLe Grissett	1	6	4-2	M. Herbert Harrigan	0	2	2-0
Tyasha Harris	0	6	3-3	Brea Beal	1	1	1-0	Victoria Saxton	0	1	1-0
LeLe Grissett	0	1	1-0	Olivia Thompson	1	1	1-0	10+ Rebounds	2019-20	Career	Record
				Elysa Wesolek	0	1	1-0	Brea Beal	2	2	2-0
								Aliyah Boston	2	2	2-0
								M. Herbert Harrigan	0	5	4-1
								LeLe Grissett	0	1	0-1

2017 FIBA U16 Americas Cup. Boston also picked up gold in the 2018 Youth Olympics 3x3 and the 2019 FIBA U19 World Cup.

Great Gamecock Fans

After winning the title for the last four seasons, South Carolina continues to lead the nation in average attendance this season with 10,542 and is the only program drawing 10,000+ fans per game. This season's home games are the top two attended games in the country so far.

Including both home games so far this season, the Gamecocks have drawn at least 10,000 fans in 69 straight regular-season home games.

South Carolina's last regular-season game with less than 10,000 attendance was on Dec. 14, 2014, when 9,605 were on-hand to see the Gamecocks defeat Savannah State. The last game at Colonial Life Arena with an attendance below 10,000 was in the 2017 NCAA Tournament when the Gamecocks' second-round game against Arizona State drew 8,276, making the overall streak of 10,000 or more fans 34 games.

One More Ty-me

Senior Tyasha Harris has been among the top point guards in the nation over the last few seasons as her assist average and assist-to-turnover numbers have been routinely among the best in the country. She entered her senior season on the watch list of all three national player of the year awards as well as the Nancy Lieberman Award Watch List, which recognizes the top point guard in the country.

This season, the 5-foot-10 guard is third in the SEC with 4.8 assists per game and is scoring 9.8 points per outing.

Since the start of her sophomore season, she has handed out 5.7 assists per game with a 2.7 assist-to-turnover ratio. In that time, she has also averaged 10.6 points per game. As a junior, Harris had her hands on more than one-third of the Gamecocks' offense as her assists and scoring led to 25.3 points per game of the Gamecocks' 73.5 scoring average.

Harris is far and away the SEC's active leader in career assists (532). She is also the active career steals leader (174) and is fifth in scoring (983).

IN THE STALEY ERA

Wins

30-Win Seasons.....	3
25-Win Seasons.....	7
20-Win Seasons.....	8
Winning Seasons.....	10

National Rankings

Weeks in the AP Top 25.....	139
Weeks in the AP Top 10.....	94
Weeks in the AP Top 5.....	64
Weeks at AP No. 1.....	12

Postseason

NCAA Tournament Appearances.....	8
NCAA Sweet 16s.....	7
NCAA Final Fours.....	2
National Championships.....	1

In the SEC

Regular-Season Championships.....	4
Regular-Season Top 5 Finishes.....	9
Tournament Championships.....	4
Double-Digit Wins.....	8

H2-O (And D)

Senior forward Mikiah Herbert Harrigan has long been a shot-blocking menace to opponents, and she unleashed a lethal offensive game last season that will continue to grow in her final college season.

To open her senior season, Herbert Harrigan has scored 13.0 points per game – second on the team – on 50.0 percent shooting to go with 5.3 rebounds and 2.8 blocks per game, which is 20th in the nation.

Fifth in program history in career blocked shots (163), she is second among active SEC players in that category as well after averaging 2.2 blocks last season.

Offensively, Herbert Harrigan had a breakout season as a junior, shooting 46.3 percent from the field with an ultra-reliable mid-range game that gave opposing post players fits when paired with her ability to get to the rim. She averaged 10.4 points per game, scoring in double figures 17 times, including nine of the team's 12 games against ranked foes.

LG – LeLe the Guard

While players have often been described as “a forward with guard skills,” junior LeLe Grissett is out to prove

she's a guard with forward skills. After showing flashes of being an active, agile forward for the last two seasons, the 6-foot-2 Grissett lobbied Staley for time at the guard position this season. Early returns are that the move could be a difference-maker for the Gamecocks.

Through four games, Grissett applied her typical forward skills – offensive efficiency and rebounding – to her new guard role with big results.

The 6-foot-2 Grissett's 5.8 rebounds per game are third-best on the team and have come primarily on the offensive glass where her 3.3 offensive rebounding average is second on the team and ranks 10th in the SEC.

Offensively, Grissett burst into the season with 6-of-7 shooting over the first two games and averages 4.5 points on 50.0 percent shooting on the season.

Henny-thing Goes

Sophomore guard Destanni Henderson is a dynamic athlete whose versatile offensive game makes her a weapon at any spot on the floor. The SEC All-Freshman Team selection scored in double figures eight times last season, including six SEC games, and handed out four or more assists three times in those eight games.

This season, Henderson has seen her minutes explode

TEAM SPECIALTY STATS

		<i>South Carolina-Opponent</i>			
		Pts. in Paint	Pts. Off TOs	2nd Chance Pts	Fast Break Pts
11/5	Ala St.	50/24	30/10	23/10	25/8
11/10	at Md.	26/30	9/12	7/7	19/15
11/13	at Day.	36/6	13/9	12/15	14/5
11/17	App St.	54/24	35/10	14/6	14/4
11/21	SC-Up.				
11/24	at Clem.				
11/28	vs. Ind.				
11/29	vs. WСУ				
11/30	vs. Bay.				
12/7	at Tem.				
12/15	Pur.				
12/19	Duke				
12/22	S. Dak.				
1/2	Ky.				
1/5	at Ala.				
1/9	Ark.				
1/12	at Vandy				
1/16	at Mizz.				
1/20	Miss. St.				
1/26	at Ga.				
1/30	at Miss.				
2/2	Tenn.				
2/6	at Ark.				
2/10	UConn				
2/13	Aub.				
2/17	Vandy.				
2/20	LSU				
2/23	at Ky.				
2/27	at Fla.				
3/1	TAM				
<i>Season Avg.</i>		<i>41.5-21.0</i>	<i>21.8-10.2</i>	<i>14.0-9.5</i>	<i>18.0-8.0</i>
<i>SEC Avg.</i>		-	-	-	-

STARTERS VS. BENCH

		SC Starters	Opp. Starters	SC Bench	Opp. Bench
11/5	Ala. St.	53	31	50	12
11/10	at Md.	53	42	10	12
11/13	at Day.	53	23	22	26
11/17	App St.	63	36	29	14
11/21	SC-Up.				
11/24	at Clem.				
11/28	vs. Ind.				
11/29	vs. WСУ				
11/30	vs. Bay.				
12/7	at Tem.				
12/15	Pur.				
12/19	Duke				
12/22	S. Dak.				
1/2	Ky.				
1/5	at Ala.				
1/9	Ark.				
1/12	at Vandy				
1/16	at Mizz.				
1/20	Miss. St.				
1/26	at Ga.				
1/30	at Miss.				
2/2	Tenn.				
2/6	at Ark.				
2/10	UConn				
2/13	Aub.				
2/17	Vandy.				
2/20	LSU				
2/23	at Ky.				
2/27	at Fla.				
3/1	TAM				
<i>Season Avg.</i>		<i>55.5</i>	<i>33.0</i>	<i>27.8</i>	<i>16.0</i>
<i>SEC Avg.</i>		-	-	-	-

2019-20 SCORING DIFFERENTIALS

Season

Largest lead in a win.....	by 62 (103-41), 4th-0:55, Alabama State, 11/5
Largest deficit overcome to win.....	by 1 (4-5), 1st-7:58, at Dayton, 11/13
Largest lead given up in a loss.....	
Largest deficit in a loss.....	

to 25.0 per game (from 15.6 last season). She continues to develop in her command of the team from the point guard spot, averaging 2.5 assists with 2.0 steals per game.

After a 16-point outing against Appalachian State (Nov. 17) – her highest scoring game since netting 18 at Florida on Feb. 17, 2019) – Henderson averages 8.3 points on 42.9 percent shooting, including 4-of-8 from 3-point range.

Saxton SZN

Coming off an SEC All-Freshman season, sophomore forward Victaria Saxton has added great experience to her constant energy in the post. The 6-foot-2 rebounder had a solid stretch of eight games late in league play last season to put herself on opposing coaches' radar.

Saxton got her sophomore season rolling in week two, averaging 11.5 points over two games (at Dayton, Nov. 13; Appalachian State, Nov. 17) on 69.2 percent shooting. Her defense was sharp in the stretch as well, blocking seven shots over the two-game stretch to move into nine place in the SEC with 2.0 blocks per game.

LA Style

Redshirt-freshman forward Laeticia Amihere was the No. 10 recruit in the 2019 class and has been in full practice for much of the preseason following her Fall 2018 injury. Her length and agility will prove to be a problem for opponents whenever she is on the court.

The 6-foot-3 forward is part of the Canadian National Team as well. She missed the Appalachian State (Nov. 17) game with the Gamecocks to be with her national team for the FIBA Women's Olympic Pre-Qualifying Americas Tournament in Edmonton (Nov. 14-17).

Looks Like a Brea-ze

Freshman guard Brea Beal was the No. 11 player in the 2019 class, and her upside is even higher than that. Already drawing comparisons to former Gamecock and 2017 WNBA Rookie of the Year Alisha Gray, Beal has the ability to play and create mismatches at positions 1-4 on the court.

While she is still finding in her field goal shooting range, Beal has been a steady contributor in other ways with "Gray-like" competitiveness and versatility.

Beal is the unexpected team leader in rebounding with 8.5 per game to rank ninth in the SEC. Her back-to-back 10-rebounding outings at #4/5 Maryland and Dayton were the first by a freshman since A'ja Wilson (2014-15).

Offensively, Beal is second on the team in assists

with 3.0 per game and fifth in the SEC with a 3.0 assist-to-turnover ratio. After a 10-point outing against Appalachian State (Nov. 17), she lifted her scoring average to 5.8 on the season.

From A to B

The No. 3 player in the 2019 class, freshman forward Aliyah Boston brings a dominant physical presence back to the Gamecock frontcourt. The 6-foot-5 Virgin Islands native thrives on contact and has been a handful for opposing frontlines right away.

Boston wasted little time serving notice to the SEC and the country with her opening-week performances that yielded 13.0 points, 9.5 rebounds and 7.5 blocks per game. The effort landed her SEC Freshman of the Week honors on Nov. 12.

Through four games, she is among the SEC's top 25 in five categories – 23rd in scoring (12.8 ppg), 13th in rebounding (7.8), fourth in field goal percentage (.667), first in blocked shots (5.0) and ninth in offensive rebounds (3.5).

Boston's blocked shots total (20) is tied for best in the country, and her blocked shots average is second. Her 66.7 percent field goal shooting is 18th in the country.

In the season opener, Boston delivered the first triple-double in a college debut in NCAA Div. I women's basketball history. The 12-point, 12-rebound, 10-block effort came in just 21 minutes on the court for the seventh triple-double in Gamecock history and the first by a freshman.

On the bigger stage at #4/5 Maryland, Boston was undaunted, establishing the Gamecocks' paint presence on both sides of the ball early with eight of the team's first 10 points and five first-half blocks.

Cooke Charisma

Freshman guard Zia Cooke was the No. 4 entry in the 2019 class and spent her final high school season putting together highlight reels that made her a finalist for Naismith High School Player of the Year and wowed fans on social media. Under Staley, she is dialing in her point guard leadership, meshing it with her scorer's mentality and overall becoming a threat on both sides of the ball.

Her offensive game is as dynamic and athletic as advertised, and she is 17th in the SEC in scoring with a team-high 14.3 points per game. She has scored in double figures in three of four games this season, headlined by 27 points in a return to her homestate at Dayton (Nov. 13). It was the most points by a Gamecock freshman since Kelsey Bone's 27 against North Carolina

AROUND THE SEC

(through games of 11/19)



	SEC Games			Overall		
	W	L	Pct.	W	L	Pct.
Arkansas	0	0	.000	4	0	1.000
Florida	0	0	.000	4	0	1.000
Kentucky	0	0	.000	4	0	1.000
Mississippi State	0	0	.000	4	0	1.000
South Carolina	0	0	.000	4	0	1.000
Tennessee	0	0	.000	5	0	1.000
Texas A&M	0	0	.000	3	0	1.000
LSU	0	0	.000	3	1	.750
Vanderbilt	0	0	.000	3	1	.750
Georgia	0	0	.000	2	1	.667
Alabama	0	0	.000	2	1	.667
Auburn	0	0	.000	1	1	.500
Ole Miss	0	0	.000	2	2	.500
Missouri	0	0	.000	1	3	.250

Today's Games

Auburn at UAB, 7 p.m.

Mercer at Georgia, 7 p.m. (SECN+)

Morehead State at #13/14 Kentucky, 7 p.m. (SECN+)

Alabama at South Alabama, 8 p.m. (ESPN+)

#10/8 Mississippi State at Jackson St., 8 p.m.

Missouri at South Dakota, 8 p.m.

*Rankings are listed as AP/Coaches Poll
All Times Eastern; TV Network in ()*

on Dec. 9, 2009. The effort was fueled by five 3s, the most by a Gamecock freshman since Tina Roy hit five against Presbyterian on Nov. 27, 2011.

Working OT

Freshman Olivia Thompson was not as heralded as her classmates, but she may be the consistent outside shooter the Gamecocks need to create space for everyone else to work. The lifelong Gamecock fan was the SCBCA Player of the Year and joined the team as a walk-on.

The start of her career was a dream scenario as she scored seven points in 38 seconds and finished with 10 points in seven minutes of the season opener against Alabama State (Nov. 5).

2019-20 Roster

No.	Name	Pos.	Ht.	Yr.	Hometown/Last School
0	Olivia Thompson	G	5-8	Fr.	Lexington, S.C./Lexington
1	Zia Cooke	G	5-9	Fr.	Toledo, Ohio/Rogers
3	Destanni Henderson	G	5-7	So.	Fort Myers, Fla./Fort Myers
4	Aliyah Boston	F	6-5	Fr.	St. Thomas, U.S.V.I./Worcester (Mass.) Acad.
5	Victaria Saxton	F	6-2	So.	Rome, Ga./Model
11	Destiny Littleton#	G	5-9	Jr.	San Diego, Calif./Texas
12	Breanna Beal	G	6-1	Fr.	Rock Island, Ill./Rock Island
15	Laeticia Amihere	F	6-3	R-Fr.	Mississauga, Ontario/Kings Way Christian
21	Mikiah Herbert Harrigan	F	6-2	Sr.	Pembroke Pines, Fla./Flanagan
24	LeLe Grissett	G/F	6-2	Jr.	Durham, N.C./Hillside
32	Elysa Wesolek	F	6-1	So.	Charleston, S.C./Northwood Academy
52	Tyasha Harris	G	5-10	Sr.	Noblesville, Ind./Heritage Christian

Head Coach: Dawn Staley

Assoc. Head Coach: Lisa Boyer; **Assistant Coaches:** Fred Chmiel, Jolette Law

indicates will sit out 2019-20 due to NCAA transfer rules

South Carolina's Record When...

	vs. Ranked	SEC	All
Record.....	1-0		4-0
Playing a ranked opponent.....			1-0
Playing at home			2-0
Playing on the road	1-0		2-0
Playing at neutral site			0-0
Leading at half	1-0		4-0
Trailing at half			0-0
Tied at half			0-0
Playing an overtime game			0-0
0 players score in double figures			0-0
1 player scores in double figures			0-0
2 players score in double figures			0-0
3 players score in double figures	1-0		1-0
4 players score in double figures			1-0
5 players score in double figures			0-0
More than 5 players in double figures.....			2-0
Starters out-score opponent's starters	1-0		4-0
Opponent's starters score equal/more			0-0
Bench out-scores opponent's bench			2-0
Opponent's bench scores equal/more.....	1-0		2-0
Shooting 50% or better			1-0
Shooting between 40-49%			2-0
Shooting between 30-39%	1-0		1-0
Shooting less than 30%			0-0
Opponent shoots 50% or better			0-0
Opponent shoots between 40-49%			0-0
Opponent shoots between 30-39%	1-0		1-0
Opponent shoots less than 30%			3-0
Shooting better than opponent.....	1-0		4-0
Shooting worse than/equal to opponent.....			0-0
Having more FTs made than opponent.....	1-0		4-0
Having equal/fewer FTs made than opponent			0-0
Out-rebounding opponent.....	1-0		4-0
Having equal/fewer rebounds than opponent.....			0-0
Having fewer TOs than opponent.....			2-0
Having equal or more TOs than opponent.....	1-0		2-0
Attempting more FT than 3FG.....	1-0		4-0
Attempting equal/fewer FT than 3FG.....			0-0
Making 5 or more 3FGs.....			3-0
Making fewer than 5 3FGs.....	1-0		1-0
Making no 3 FGs.....			0-0
Attempting 15 or more 3FGs.....			2-0
Attempting fewer than 15 3FGs.....	1-0		2-0
No South Carolina players foul out.....	1-0		4-0
One or more SC players foul out.....			0-0
No opposing players foul out.....	1-0		2-0
One or more opposing players foul out			2-0

	vs. Ranked	SEC	All
Assist at least half of field goals made.....	1-0		4-0
Assist on at least 2/3 of field goals made			1-0
Assist on less than half of field goals made.....			0-0
Scoring more pts. in paint than opponent			3-0
Scoring equal/fewer pts. in paint than opp.	1-0		1-0
Scoring more pts. off TOs than opponent			3-0
Scoring equal/fewer pts. off TOs than opp.	1-0		1-0
Scoring more 2nd-chance pts.			2-0
Scoring equal/fewer 2nd-chance pts.	1-0		2-0
Scoring more fast break pts.....	1-0		4-0
Scoring equal/fewer fast break pts.....			0-0
Wearing white uniforms.....			2-0
Wearing black uniforms	1-0		2-0
Wearing garnet uniforms.....			0-0
Wearing pink uniforms			0-0
Playing in November.....	1-0		4-0
Playing in December.....			0-0
Playing in January.....			0-0
Playing in February.....			0-0
Playing in March.....			0-0
Playing during the day.....	1-0		2-0
Playing at night			2-0
Playing on Sunday.....	1-0		2-0
Playing on Monday.....			0-0
Playing on Tuesday.....			1-0
Playing on Wednesday.....			1-0
Playing on Thursday.....			0-0
Playing on Friday			0-0
Playing on Saturday.....			0-0
Margin is less than 5 pts.			0-0
Margin is between 5-9.....	1-0		1-0
Margin is between 10-19.....			0-0
Margin is between 20-29.....			1-0
Margin is between 30-39.....			0-0
Margin is between 40-49.....			1-0
Margin is 50 pts. or more.....			1-0
Having a 20-pt. scorer.....			2-0
Having a 30-pt. scorer.....			0-0
Scoring 49 points or less.....			0-0
Scoring 50-59 points			0-0
Scoring 60-69 points.....	1-0		1-0
Scoring 70-79 points.....			1-0
Scoring 80-89 points.....			0-0
Scoring 90-99 points.....			1-0
Scoring 100 points or more.....			1-0
Opponent scores 49 points or less			2-0
Opponent scores 50-59 points	1-0		2-0
Opponent scores 60-69 points			0-0
Opponent scores 70-79 points			0-0
Opponent scores 80-89 points			0-0
Opponent scores 90-99 points			0-0
Opponent scores 100 points or more.....			0-0

2019-20 Team High/Low

South Carolina Highs	South Carolina Lows	Category	Opponent Lows	Opponent Highs
103 vs. Alabama State, 11/5	63 at Maryland, 11/10	Points in Game	43, Alabama State, 11/5	54, at Maryland, 11/10
60 vs. Alabama State, 2nd, 11/5	29, at Maryland, 2nd, 11/10	Points in a Half	9, App State, 11/17	41, App State, 11/17
36 vs. Alabama St., 3rd, 11/5	12 at Maryland, 3rd, 11/10	Points in a Quarter	3, App State, 1st, 11/17	21, App State, 3rd, 11/17
37 vs. App State, 11/17	19 at Maryland, 11/10	Field Goals Made	14, Alabama State, 11/5	22, at Maryland, 11/10
37 vs. Alabama State, 11/5				
75 vs. Alabama State, 11/5	60 at Dayton, 11/13 60 at Maryland, 11/10	Field Goal Attempts	67, App State, 11/17	72, at Dayton, 11/13
.561 (37-66) vs. App State, 11/17	.317 (19-60) at Maryland, 11/10	FG Percentage	.203 (14-69), Ala. State, 11/5	.314 (22-70), at Maryland, 11/10
7 vs. Alabama State, 11/5	1 at Maryland, 11/10	3-Point FG Made	1, Alabama State, 11/5	6, at Dayton, 11/13
16 vs. Alabama State, 11/5	9 at Maryland, 11/10	3-Point FG Attempts	7, Alabama State, 11/5	21, at Dayton, 11/13
.500 (5-10) at Dayton, 11/13	.111 (1-9) at Maryland, 11/10	3-Point FG Percentage	.125 (2-16), at Maryland, 11/10	.313 (5-16), App State, 11/17
24 at Maryland, 11/10	12 vs. App State, 11/17	Free Throws Made	8, at Maryland, 11/10	14, Alabama State, 11/5
32 vs. Alabama State, 11/5	17 vs. App State, 11/17	Free Throw Attempts	12, at Maryland, 11/10	21, Alabama State, 11/5
.800 (24-30) at Maryland, 11/10	.583 (14-24) at Dayton, 11/13	FT Percentage	.647 (11-17), at Dayton, 11/13	.6692 (9-13), App State, 11/17
54 at Maryland, 11/10	42 vs. App State, 11/17	Rebounds	37, App State, 11/17	43, Alabama State, 11/5
25 vs. App State, 11/17	12 at Maryland, 11/10	Assists	4, Alabama State, 11/5	9, at Maryland, 11/10
14 vs. Alabama State, 11/5	4 at Maryland, 11/10	Steals	5, App State, 11/17 5, Alabama State, 11/5	10, at Maryland, 11/10
17 vs. App State, 11/17	8 at Maryland, 11/10	Blocked Shots	1, Alabama State, 11/5	5, at Maryland, 11/10
17 at Dayton, 11/13	14 vs. App State, 11/17	Turnovers	9, at Maryland, 11/10	23, Alabama State, 11/5
	14 vs. Alabama State, 11/5			
20 at Dayton, 11/13	14 at Maryland, 11/10	Fouls	18, App State, 11/17	26, Alabama State, 11/5

2019-20 Individual Superlatives

Category	South Carolina	Opponent
Points in Game	27 by Zia Cooke at Dayton, 11/13	18 by Jenna Giacone, at Dayton, 11/13
Points in a Half	14 by Zia Cooke at Dayton, 2nd, 11/13	17 by Jenna Giacone, at Dayton, 2nd, 11/13
Points in a Quarter	10 by Zia Cooke at Dayton, 1st, 11/13 10 by Olivia Thompson vs. Alabama St., 4th, 11/5 10 by M. Herbert Harrigan vs. Alabama St., 3rd, 11/5	11 by Jenna Giacone, at Dayton, 4th, 11/13
Field Goals Made	10 by M. Herbert Harrigan vs. App State, 11/17	7 by Ashley Owusu, at Maryland, 11/10
Field Goal Attempts	17 by M. Herbert Harrigan vs. App State, 11/17	18 by Jayla Scaife, at Dayton, 11/13 18 by Kaila Charles, at Maryland, 11/10
FG Percentage	1.000 (6-6) by Aliyah Boston vs. App State, 11/17	.600 (6-10) by Jenna Giacone, at Dayton, 11/13
3-Point FG Made	5 by Zia Cooke at Dayton, 11/13	4 by Jenna Giacone, at Dayton, 11/13
3-Point FG Attempts	6 by Zia Cooke at Dayton, 11/13	6 by Jenna Giacone, at Dayton, 11/13
3-Point FG Percentage	.833 (5-6) by Zia Cooke at Dayton, 11/13	.667 (4-6) by Jenna Giacone, at Dayton, 11/13
Free Throws Made	8 by Brea Beal at Maryland, 11/10	5 by Pre Stanley, App State, 11/17 5 by Ayana Emmanuel, Alabama State, 11/5 5 by Aniyah Smith, Alabama State, 11/5
Free Throw Attempts	12 by Brea Beal at Maryland, 11/10	10 by Aniyah Smith, Alabama State, 11/5
FT Percentage	1.000 (6-6) by Zia Cooke at Maryland, 11/10 1.000 (6-6) by Tyasha Harris at Maryland, 11/10	1.000 (5-5) by Ayana Emmanuel, Alabama State, 11/5
Rebounds	12 by Aliyah Boston vs. Alabama State, 11/5	9 by Mariah Perez, at Dayton, 11/13
Assists	7 by Tyasha Harris at Dayton, 11/13	3 by three players
Steals	3 by Destanni Henderson vs. App State, 11/17 3 by M. Herbert Harrigan vs. App State, 11/17 3 by Aliyah Boston vs. Alabama State, 11/5 3 by Destanni Henderson vs. Alabama State, 11/5	3 by three players
Blocked Shots	10 by Aliyah Boston vs. Alabama State, 11/5	3 by Kaila Charles, Maryland, 11/10
Turnovers	5 by Zia Cooke at Dayton, 11/13	7 by Courtney Lee, Alabama State, 11/5

THE LAST TIME...

Individual

Scored 50 Points

South Carolina 51, Jocelyn Penn vs. Stetson, 1/4/03
Opponent Never

Scored 40 Points

South Carolina 51, Jocelyn Penn vs. Stetson, 1/4/03
Opponent 46, Cornelia Gayden, LSU, 1/14/95

Scored 30 Points

South Carolina 31, Te'a Cooper vs. Drake, 11/28/18
Opponent 31, Napheesa Collier, at UConn, 2/11/19

Grabbed 20 Rebounds

South Carolina 24, A'ja Wilson vs. LS U, 2/22/18
Opponent 24, Teaira McCowan, at Mississippi State, 1/17/19

Grabbed 15 Rebounds

South Carolina 16, Mikiah Herbert Harrigan at Texas A&M, 1/3/19
Opponent 18, Kiah Gillespie, Florida State, 3/24/19

Two Players with 20 or More Points

South Carolina Mikiah Herbert Harrigan 27/Tyasha Harris 24 vs. Arkansas, 3/8/19
Opponent Napheesa Collier 31/Katie Lou Samuelson 29, at UConn, 2/11/19

Two Players with 10 or More Rebounds

South Carolina A'ja Wilson 11/Mikiah Herbert Harrigan 10 vs. Virginia, 3/18/18
Opponent Lauren Cox 14/Kalani Brown 10 vs. Baylor, 3/30/19

Had 10 Assists

South Carolina 10, Tyasha Harris at Auburn, 2/28/19
Opponent 12, Channise Lewis, Maryland, 11/18/18

Had Five Steals

South Carolina 5, Bianca Cuevas-Moore at Purdue, 12/16/18
Opponent 6, Cierra Dillard/5, Summer Hemphill, vs. Buffalo, 3/24/18

Had Five Blocked Shots

South Carolina 5, Aliyah Boston at Maryland, 11/10/19
Opponent 5, Lauren Cox, vs. Baylor, 3/30/19

Had 20 Points and 20 Rebounds

South Carolina A'ja Wilson (27 pts/24 rebs) vs. LSU, 2/22/18
Opponent Teaira McCowan (26 pts/24 rebs) at Mississippi State, 1/17/19

Had a Double-Double

South Carolina Aliyah Boston (14 pts/10 rebs) vs. App State, 11/17/19
Opponent Lauren Cox (17 pts/14 rebs)/Kalani Brown (18 pts/10 rebs), vs. Baylor, 3/30/19

Two Players had a Double-Double

South Carolina Alexis Jennings (15 pts/10 rebs)/Tyasha Harris (14 pts/10 rebs) at Auburn, 2/28/19
Opponent Lauren Cox (17 pts/14 rebs)/Kalani Brown (18 pts/10 rebs), vs. Baylor, 3/30/19

Three Players had a Double-Double

South Carolina Ashley Bruner (16 pts/12 rebs)/Aleighsa Welch (16 pts/ 11 rebs)/Elem Ibiam (12 pts/10 rebs) vs. Kansas, 3/25/13
Opponent Shakira Austin (10 pts/16 rebs) / Kaila Charles (17 pts/10 rebs) / Channise Lewis (10 pts/12 assts), Maryland, 11/18/18

Had a Triple-Double

South Carolina Aliyah Boston (12 pts/12 rebs/10 blks) vs. Alabama State, 11/5/19
Opponent Never

Team

Scored 100 Points

South Carolina 103 vs. Alabama State, 11/5/19
Opponent 103, Clemson, 11/21/03

Won by 30 or More Points

South Carolina 92-50 (42) vs. App State, 11/17/19
Opponent 66-34 (32), Georgia, 3/4/11

Shot 65% or Better from the Field

South Carolina .667 (36-54) at Vanderbilt, 1/18/18
Opponent Never

Shot 60% or Better from the Field

South Carolina .604 (32-53) at Kentucky, 1/21/18
Opponent .604 (29-48), Vanderbilt, 1/18/01

Shot 50% or Better from the Field

South Carolina .561 (37-66) vs. App State, 11/17/19
Opponent .521 (37-71), vs. Baylor, 3/30/19

No Players in Double-Figure Points

South Carolina at Auburn, 1/19/12
Opponent vs. Western Carolina, 11/30/17

Five Players in Double-Figure Points

South Carolina Ole Miss, 2/7/19
Opponent vs. Baylor, 3/30/19

More Than Five Players in Double-Figure Points

South Carolina 6 vs. App State, 11/17/19
Opponent 6 Maryland, 11/18/18

Faced AP Top-25 Opponent

Win 72-64 vs. No. 25 Florida State, 3/24/19
Loss 57-65 vs. No. 16 Kentucky, 2/21/19

Faced AP Top-10 Opponent

Win 61-59 vs. No. 22 Texas A&M, 12/31/17
Loss 74-89 at No. 7 Mississippi State, 1/17/19

Faced AP Top-5 Opponent

Win 63-54 at No. 4 Maryland, 11/10/19
Loss 64-68 vs. No. 5 Mississippi State, 3/3/19

Faced AP No. 1 Team

Win Never
Loss 68-93 vs. Baylor, 3/30/19

Overtime Game

Win 58-55 vs. Drexel, 11/28/12
Loss 85-90 vs. Drake, 11/24/18

Double-Overtime Game

Win 82-73 at Purdue, 12/16/18
Loss 92-94 at Clemson, 11/19/09

South Carolina Was Ranked (AP Poll)

No. 1 2/9/15
Top 5 No. 5, 11/18/19
Top 10 No. 6, 11/11/19
Top 25 No. 15, 3/19/19

SOUTH CAROLINA SINGLE-QUARTER RECORDS

TEAM

Scoring

Most	Points
1. vs. Saint Peter's, 11/22/16, 1st qtr.	37
2. vs. Alabama State, 3rd qtr.	36
3. vs. App State, 11/17/19, 1st qtr.	35
vs. Arkansas, 3/8/19, 3rd qtr.	35
at Arkansas, 2/3/19, 4th qtr.	35
vs. Arkansas, 1/3/16, 2nd qtr.	35

Fewest

Fewest	Points
1. vs. App State, 12/5, 4th qtr.	5
2. vs. St. John's, 11/25/17, 2nd qtr.	6
vs. Stanford, 3/31/17, 2nd qtr.	6
vs. UCLA, 12/18/16, 1st qtr.	6
5. vs. Maryland, 11/18/18, 2nd qtr.	7
vs. Texas A&M, 12/31/17, 2nd qtr.	7
at Clemson, 11/16/17, 4th qtr.	7
at Mississippi State, 1/24/16, 1st qtr.	7

Fewest Allowed

Fewest Allowed	Points
1. vs. App State, 11/17/19, 1st qtr.	3
vs. Belmont, 3/22/19, 2nd qtr.	3
vs. Savannah State, 12/17/17, 3rd qtr.	3
4. vs. Dayton, 11/28/18, 4th qtr.	4
vs. CofC, 12/5/17, 2nd qtr.	4
at Clemson, 11/16/17, 1st qtr.	4
vs. Alabama State, 11/10/17, 4th qtr.	4
4 other times	4

Most Allowed

Most Allowed	Points
1. vs. Baylor, 12/2/18, 1st qtr.	32
at Maryland, 11/13/17, 4th qtr.	32
vs. Kentucky, 2/26/17, 4th qtr.	32
4. vs. Arkansas, 3/8/19, 3rd qtr.	30
vs. Connecticut, 3/26/18, 1st qtr.	30
vs. Syracuse, 3/25/16, 4th qtr.	30

Margin of Difference

Lead	Score	Margin
1. vs. Alabama State, 11/5/19, 3rd qtr.	36-9	+37
2. vs. App State, 11/17/19, 1st qtr.	35-3	+32
3. vs. Arkansas, 1/3/16, 2nd qtr.	35-9	+26
4. vs. Saint Peter's, 11/22/16, 1st qtr.	37-12	+25
5. at Alabama State, 11/11/18, 2nd qtr.	33-10	+23
at Auburn, 1/5/17, 1st qtr.	29-6	+23

Deficit

Deficit	Score	Margin
1. vs. UConn, 2/1/18, 2nd qtr.	8-29	-21
2. at Tennessee, 2/15/18, 3rd qtr.	9-29	-20
3. vs. Baylor, 12/2/18, 1st qtr.	13-32	-19
at Mississippi State, 2/5/18, 4th	9-28	-19
4. vs. Connecticut, 3/26/18, 1st qtr.	12-30	-18

Field Goals

Made	FGM
1. vs. Saint Peter's, 11/22/16, 1st qtr.	15
2. vs. App State, 11/17/19, 1st qtr.	14
vs. Notre Dame, 11/26/17, 4th qtr.	14
vs. Arkansas, 1/3/16, 2nd qtr.	14
5. vs. Belmont, 3/22/19, 3rd qtr.	13
vs. Quinnipiac, 3/25/17, 3rd qtr.	13
vs. Kentucky, 3/4/17, 1st qtr.	13

Attempts

Attempts	FGA
1. vs. App State, 11/17/19, 1st qtr.	22
vs. CofC, 12/5/17, 1st qtr.	22
at Auburn, 1/5/17, 1st qtr.	22
4. vs. Alabama State, 11/5/19, 3rd qtr.	21
vs. Mississippi State, 3/3/19, 4th qtr.	21
at Tennessee, 2/24/19, 1st qtr.	21
at UConn, 2/11/19, 1st qtr.	21
at Arkansas, 2/3/19, 4th qtr.	21
vs. Oregon State, 11/23/18, 3rd qtr.	21
vs. Maryland, 11/18/18, 1st qtr.	21
14 other times	21

Highest Percentage

Highest Percentage	FGM-A	Pct
1. vs. Kentucky, 3/5/16, 4th qtr.	11-13	.846
2. at Kentucky, 1/21/18, 3rd qtr.	9-11	.818
3. vs. Belmont, 3/22/19, 3rd qtr.	13-16	.813
vs. Quinnipiac, 3/25/17, 3rd qtr.	13-16	.813
5. vs. Hampton, 12/16/15, 3rd qtr.	8-10	.800

Lowest Percentage

Lowest Percentage	FGM-A	Pct
1. vs. Georgia, 1/12/17, 2nd qtr.	1-12	.083
2. vs. UCLA, 12/18/16, 1st qtr.	2-15	.133
3. vs. Stanford, 3/31/17, 2nd qtr.	2-14	.143
4. vs. App State, 12/5/18, 4th qtr.	2-13	.154
5. vs. Missouri, 1/28/18, 2nd qtr.	3-19	.158

Lowest Percentage Allowed

Lowest Percentage Allowed	FGM-A	Pct
1. vs. App State, 11/17/19, 1st qtr.	1-18	.056
vs. CofC, 12/5/17, 2nd qtr.	1-18	.056
vs. St. John's, 11/25/17, 1st qtr.	1-17	.059
4. vs. Vanderbilt, 2/16/17, 4th qtr.	1-16	.063
5. vs. UNC Asheville, 3/17/17, 3rd qtr.	1-15	.067

Highest Percentage Allowed

Highest Percentage Allowed	FGM-A	Pct
1. vs. Drake, 11/24/18, 2nd qtr.	11-13	.846
2. at LSU, 1/15/17, 2nd qtr.	9-12	.750
3. vs. Tennessee, 1/14/18, 2nd qtr.	8-11	.727
vs. Quinnipiac, 3/25/17, 2nd qtr.	8-11	.727
5. vs. Connecticut, 3/26/18, 2nd qtr.	10-14	.714
at Missouri, 1/7/18, 4th qtr.	5-7	.714

Rebounding

Total	Rebs
1. at Ohio State, 11/14/16, 1st qtr.	20
2. vs. CofC, 12/5/17, 1st qtr.	19
3. vs. Arkansas, 1/25/18, 1st qtr.	18
vs. Western Carolina, 11/30/17, 2nd qtr.	18
vs. Clemson, 12/15/16, 2nd qtr.	18
vs. Kansas State, 3/20/16, 3rd qtr.	18
at Alabama, 2/22/16, 4th qtr.	18

Margin

Margin	Rebs	Margin
1. at Alabama, 2/22/16, 4th qtr.	18-3	+15
2. vs. Arkansas, 1/25/18, 1st qtr.	18-4	+14
vs. Clemson, 12/15/16, 2nd qtr.	18-4	+14
3. vs. CofC, 12/5/17, 1st qtr.	19-6	+13
vs. Saint Peter's, 11/22/16, 1st qtr.	16-3	+13
vs. Hampton, 12/16/15, 4th qtr.	15-2	+13

INDIVIDUAL

Scoring

Most	Points
1. Kaela Davis at Auburn, 1/5/17, 1st qtr.	19
2. A'ja Wilson vs. Notre Dame, 11/26/17, 4th qtr.	18
3. Alexis Jennings at Florida, 2/17/19, 3rd qtr.	17
4. Kaela Davis vs. Quinnipiac, 3/25/17, 3rd qtr.	15
Tina Roy vs. Arkansas, 1/3/16, 3rd qtr.	15

Rebounding

Most	Rebs
1. Alaina Coates at Arkansas, 2/5/17, 1st qtr.	9
Alaina Coates at Georgia, 1/26/17, 2nd qtr.	9
3. A'ja Wilson vs. Stanford, 3/31/17, 3rd qtr.	8
A'ja Wilson vs. Mississippi State, 3/5/17, 4th qtr.	8
Alaina Coates vs. Georgia, 1/12/17, 1st qtr.	8
A'ja Wilson at Florida, 1/8/17, 2nd qtr.	8
A'ja Wilson vs. UCLA, 12/18/16, 4th qtr.	8
Alaina Coates vs. Louisville, 11/27/16, 3rd qtr.	8
Alaina Coates vs. Hampton, 11/20/16, 3rd qtr.	8
Alaina Coates vs. Ole Miss, 1/28/16, 2nd qtr.	8



Dawn Staley

Head Coach
12th Season at South Carolina
Virginia, 1992



Catapulting South Carolina into the national spotlight, Dawn Staley has made the Gamecocks a mainstay in the battle for SEC and national championships. In 2017-18, she capped her first decade in Garnet and Black by leading her team to its fourth-straight SEC Tournament title, the first four-peat champion in league history, and celebrating the program's first National Player of the Year and No. 1 WNBA Draft pick in A'ja Wilson. The Gamecocks went on to sign the first No. 1 recruiting class in program history, landing four of the nation's top 13 prospects in the Class of 2019.

Staley's first 11 seasons at the helm of the Gamecocks include:

- 2017 NCAA National Championship
- 134 consecutive weeks ranked in the AP Top 25, including 64 weeks in the top five
- Seven 25-win seasons, including three 30-win campaigns led by a school-record 34 victories in 2014-15
- Four SEC regular-season championships (2014, 2015, 2016, 2017)
- Four SEC Tournament titles (2015, 2016, 2017, 2018)
- Two top-two recruiting classes (#1 in 2019, #2 in 2014)
- Five NCAA Attendance titles, averaging over 10,000 fans each season (2015, 2016, 2017, 2018, 2019)

While her coaching career is in full bloom, Staley is still recognized for her body of work as a one of the most decorated participants in United States women's basketball history. The Naismith Memorial Basketball Hall of Fame solidified that legacy with her enshrinement as part of the Class of 2013. The Phoenix Club of Philadelphia established the Dawn Staley Award recognizing the nation's top guard in women's Division I basketball in 2013 as well. Staley was inducted into the Women's Basketball Hall of Fame as part of the Class of 2012 and was one of the final nominees for induction to the U.S. Olympic Hall of Fame the same year. In the summer of 2011, the WNBA recognized her as one of the league's "Top 15," honoring the most influential players in the league's history.

At the helm of the Gamecocks over the last 11 seasons, Staley has been named National Coach of the Year (2014, Basketball Times), a Naismith National Coach of the Year Finalist (2014, 2015, 2016), SEC Coach of the Year (2014, Coaches and AP; 2015, Coaches; 2016, Coaches and AP) and BCA Female Coach of the Year (2012). She became the fastest coach to 200 wins in program history, needing just 277 games at South Carolina to reach the plateau.

Under Staley's leadership, five Gamecocks have collected 10 All-America selections, two have picked up five SEC Player of the Year honors, two have earned SEC Defensive Player of the Year recognition a total of three times, one has been the SEC 6th Player of the Year and five were named SEC Freshman of the Year. She has coached 15 Gamecocks to All-SEC honors a combined 29 times, including 12 first-team selections, and six Gamecocks have been selected in the WNBA Draft, including 2018 No. 1 pick A'ja Wilson who went on to earn WNBA Rookie of the Year honors a year after Allisha Gray became the first Gamecock to capture the honor in 2017. Two other Gamecocks have also earned WNBA All-Rookie honors.

On Staley's watch, the Gamecocks are enjoying the most sustained success in program history. After posting back-to-back 25-win seasons in 2011-12 and 2012-13 for the first time in more than 30 years, the 2014-15 team broke the school record with 34 wins. South Carolina won more SEC games than the season before in each of her first seven seasons, culminating in the 2015-16 team recording just the second 16-0 conference record in league history. Staley's 122 SEC wins account for 65.6 percent of the program's total 186 wins over its 27 seasons in the league. She has delivered the only SEC championships in program history, and she has helped the Gamecocks to eight of the program's nine top-four finishes in the SEC.

YEAR-BY-YEAR COACHING RECORD

Year	School	Record	Conf. Rec.	Conf. Finish	Postseason
2000-01	Temple	19-11	11-5	2nd East	WNIT
2001-02	Temple	20-11	12-4	2nd East	A-10 Tourn. Champ./NCAA 1st Round
2002-03	Temple	14-15	9-7	2nd East	
2003-04	Temple	21-10	14-2	1st East	A-10 Tourn. Champ./NCAA 1st Round
2004-05	Temple	28-4	16-0	1st East*	A-10 Tourn. Champ./NCAA 2nd Round
2005-06	Temple	24-8	12-4	3rd	A-10 Tourn. Champ./NCAA 1st Round
2006-07	Temple	25-8	13-1	2nd	NCAA 2nd Round
2007-08	Temple	21-13	12-2	T-1st	NCAA 1st Round
2008-09	South Carolina	10-18	2-12	11th	
2009-10	South Carolina	14-15	7-9	T-7th	
2010-11	South Carolina	18-15	8-8	T-5th	WNIT 2nd Round
2011-12	South Carolina	25-10	10-6	T-4th	NCAA Sweet 16
2012-13	South Carolina	25-8	11-5	T-4th	NCAA 2nd Round
2013-14	South Carolina	29-5	14-2	1st	NCAA Sweet 16
2014-15	South Carolina	34-3	15-1	T-1st	SEC Tourn. Champ./NCAA Final Four
2015-16	South Carolina	33-2	16-0	1st	SEC Tourn. Champ./NCAA Sweet 16
2016-17	South Carolina	33-4	14-2	1st	SEC Tourn. Champ./NCAA Champ.
2017-18	South Carolina	29-7	12-4	T-2nd	SEC Tourn. Champ./NCAA Elite Eight
2018-19	South Carolina	23-10	13-3	2nd	NCAA Sweet 16
2019-20	South Carolina	4-0			
Career	20th season	449-177	221-77		
At SC	12th season	277-97	122-52		

QUICK FACTS

Coaching Highlights

College

- 14 NCAA Tournament Appearances (8 at Carolina)
- NCAA National Champion (2017)
- 14 20-Win Seasons (8 at South Carolina)
- 5 Regular-Season Conference Titles (SEC 2014, 2015, 2016, 2017; A-10 2008)
- 8 Conference Tournament Titles (SEC 2015, 2016, 2017, 2018; A-10 2002, 2004, 2005, 2006)
- 3-time Naismith National Coach of the Year Finalist (2014, 2015, 2016)
- Basketball Times National Coach of the Year (2014)
- 4-time WBCA Region Coach of the Year (Region 3 2014, 2015, 2016; Region 1 2005)
- Five-time Conference Coach of the Year (SEC 2014, 2015, 2016; A-10 2004, 2005)

USA Basketball

- Senior National Team Head Coach (2017-20) – FIBA AmeriCup gold medal (2019), FIBA World Cup gold medal (2018), National Coach of the Year (2018)
- Senior National Team Asst. Coach (2006-08, 2014-16) – Rio Olympics gold medal (2016), FIBA World Championship gold medal (2014), Beijing Olympics gold medal (2008), FIBA Americas Championship gold medal (2007), FIBA World Championship bronze medal (2006)
- U19 National Team Head Coach – FIBA U19 World Championship gold medal (2015), co-National Coach of the Year (2015)
- U18 National Team Head Coach – FIBA U18 Americas Championship gold medal (2014)
- Pan Am Games Head Coach – Gold medal (2007)

Playing Highlights

U.S. Professional – 11 seasons

- Five-time WNBA All-Star (2001, 2002, 2003, 2005, 2006)
- Two-time ABL All-Star (1997, 1998)
- WNBA All-Decade Team

USA Basketball

- Olympic gold medalist (1996, 2000, 2004)
- Flag bearer for U.S. in Olympic Games Opening Ceremony (2004)
- Two-time USA Basketball Female Athlete of the Year (1994, 2004)

College – Virginia (1989-92)

- Kodak All-America (1990, 1991, 1992)
- Honda-Broderick Cup Award for Collegiate Female Athlete of the Year (1991)
- Two-time ACC Player of the Year (1991, 1992)
- NCAA Tournament MOP (1991)

Other Notables

- Naismith Memorial Basketball Hall of Fame, Class of 2013
- Order of the Palmetto Recipient (2013)
- Women's Basketball Hall of Fame, Class of 2012

STALEY-ERA TEAM RECORDS

Scoring

Most	Points
1. vs. Savannah State, 12/14/14	111
2. vs. <i>Alabama State</i> , 11/5/19	103
3. at Alabama, 1/8/15	102
4. vs. ETSU, 11/22/18	101
vs. Western Carolina, 11/30/17	101

Fewest	Points
1. at Stanford, 11/26/10	32*
2. vs. Georgia, 3/4/11	34
3. vs. Mississippi State, 3/5/09	39
4. at Georgia, 1/13/13	40
5. at Mississippi State, 2/26/09	41

Fewest Allowed	Points
1. vs. South Carolina State, 12/14/11	21
2. vs. Presbyterian, 11/27/11	24
3. vs. NC Central, 12/1/14	26
vs. SC State, 12/22/13	26
5. vs. NC Central, 12/2/13	27

Most Allowed	Points
1. at Connecticut, 2/11/19	97
2. vs. Arkansas, 3/8/19	95
3. vs. Baylor, 12/2/18	94
vs. Connecticut, 3/26/18	94
at Clemson, 11/19/09	94

Margin of Outcome

Victory	Score	Margin
1. vs. Charleston Southern, 11/8/13	99-29	+70
2. vs. Alabama State, 11/10/17	99-31	+68
vs. NC Central, 12/1/14	90-26	+64
4. vs. Savannah State, 12/14/14	111-49	+62
5. vs. Savannah State, 12/17/17	99-38	+61

Defeat	Score	Margin
1. at Stanford, 11/26/10	32-70	-38
2. vs. Georgia, 3/4/11	34-66	-32
3. vs. Stanford, 12/19/08	47-78	-31
4. at Penn State, 11/21/10	48-78	-30
5. vs. Connecticut, 3/26/18	65-94	-29
vs. Connecticut, 12/28/08	48-77	-29

Field Goals

Made	FGM
1. vs. Savannah State, 12/17/17	39
vs. Western Carolina, 11/30/17	39
vs. Charleston Southern, 11/8/13	39
4. vs. Minnesota, 12/11/16	38
vs. Savannah State, 12/14/14	38
vs. Clemson, 11/20/14	38

Attempts	FGA
1. at Arkansas, 2/3/19	80
2. vs. Penn State, 11/20/11	76
3. vs. <i>Alabama State</i> , 11/5/19	75
vs. Arkansas, 1/25/18	75
5. at Clemson, 11/19/09	74

Highest Percentage (Min. 40 FGA)	FGM-A	Pct
1. at Vanderbilt, 1/18/18	36-54	.667
2. vs. Savannah State, 3/20/15	34-53	.642
3. at Alabama, 1/8/15	37-58	.638
4. vs. Kentucky, 2/26/17	34-55	.618
5. vs. Florida State, 3/29/15	30-49	.612

Lowest Percentage (Min. 40 FGA)	FGM-A	Pct
1. at Stanford, 11/26/10	12-55	.218
2. vs. Georgia, 3/4/11	12-52	.231
3. at Florida, 1/20/13	15-64	.234
4. at Kentucky, 2/5/09	13-55	.236
5. at Georgia, 1/2/11	13-54	.241

Lowest %age Allowed (Min. 40 FGA)	FGM-A	Pct
1. vs. South Carolina State, 12/14/11	6-48	.125
2. vs. NC Central, 12/2/13	8-50	.160
3. vs. Charleston Southern, 11/8/13	10-54	.185
4. vs. Arkansas, 3/6/15	11-57	.193
vs. Hampton, 11/22/12	11-57	.193

Highest %age Allowed (Min. 40 FGA)	FGM-A	Pct
1. vs. Connecticut, 3/26/18	37-63	.587
2. vs. Connecticut, 2/11/19	37-65	.569
3. vs. Connecticut, 12/28/08	35-62	.565
vs. Florida, 1/9/11	26-46	.565
5. vs. Tennessee, 1/14/18	31-55	.564

3-Point Field Goals

Made	3FGM
1. vs. Minnesota, 12/11/16	16
2. vs. Temple, 12/21/18	15
3. vs. Appalachian State, 12/5/18	14
at Auburn, 1/5/17	14
5. vs. Kentucky, 3/5/16	12

Attempts	3FGA
1. vs. Minnesota, 12/11/16	33
2. vs. Syracuse, 3/25/16	32
3. vs. Temple, 12/21/18	31
4. vs. Drake, 11/24/18 (includes overtime)	30
5. vs. Penn State, 11/20/11	29

Percentage (Min. 5 3FGA)	3FGM-A	Pct
1. vs. ETSU, 11/22/18	11-16	.688
2. vs. Kentucky, 2/18/18	6-9	.667
vs. Oregon State, 3/25/14	4-6	.667
vs. Ole Miss, 1/30/14	4-6	.667
vs. Savannah State, 12/28/13	4-6	.667
vs. Western Carolina, 12/29/12	6-9	.667
at Alabama, 1/10/10	8-12	.667
vs. Charlotte, 12/21/08	8-12	.667

Free Throws

Made	FTM
1. vs. Savannah State, 12/14/14	34
vs. Oregon State, 3/25/14	34
3. vs. Missouri, 1/10/16	32
vs. Ole Miss, 1/30/14	32
at Mississippi State, 1/6/12	32

Attempts	FTA
1. at Mississippi State, 1/6/13	50
2. vs. Savannah State, 12/28/13	48
3. vs. Savannah State, 12/14/14	47
4. vs. Missouri, 2/2/14	46
5. vs. Seton Hall, 11/17/13	44
vs. South Carolina State, 12/21/12	44

Percentage (Min. 10 FTA)	FTM-A	Pct
1. vs. Quinnipiac, 3/25/17	18-19	.947
2. at Texas A&M, 2/23/17	15-16	.923
3. vs. Kentucky, 2/18/18	23-25	.920
4. vs. Temple, 12/21/18	11-12	.917
5. vs. Mississippi State, 3/4/18	10-11	.909
vs. Alabama, 1/19/14	10-11	.909

Rebounding

Total	Rebs
1. vs. Arkansas, 1/25/18	62
vs. College of Charleston, 11/14/13	62
3. at Florida, 1/20/13	59
4. at Alabama, 2/22/16	58
5. vs. Hampton, 11/22/12	57

Margin	Rebs	Margin
1. vs. Savannah State, 12/14/14	56-21	+35
2. vs. Hampton, 12/16/15	52-19	+33
3. vs. Arkansas, 1/25/18	62-31	+31
4. at Alabama, 2/7/13	53-24	+29
5. at Alabama, 2/22/16	58-31	+28

Offensive	Off. Rebs
1. vs. Elon, 11/9/12	29
2. vs. Arkansas, 1/25/18	27
vs. College of Charleston, 11/23/11	27
4. vs. Kansas, 3/25/13	26
at Florida, 1/20/13	26

Turnovers

Fewest	TOs
1. at Tennessee, 2/2/12	4
2. at Ole Miss, 1/4/18	5
vs. UNC Asheville, 3/17/17	5
vs. Vanderbilt, 2/16/17	5
vs. CSU Bakersfield, 11/28/15	5
at Clemson, 11/18/15	5
vs. Syracuse, 11/28/14	5
vs. Tennessee, 2/23/15	5
at Missouri, 2/28/13	5
vs. Georgia, 3/2/12	5
vs. Ole Miss, 3/3/11	5

Most	TOs
1. at Wake Forest, 12/3/08	32
2. at Ole Miss, 2/25/16	29
vs. Hampton, 11/22/12	29
vs. Kentucky, 1/15/12	29
5. at Kentucky, 1/13/11	28

Assists

1. vs. Minnesota, 12/11/16	29
2. vs. NC Central, 12/1/14	26
3. vs. <i>Appalachian State</i> , 11/17/19	25
vs. Winthrop, 12/13/15	25
vs. UNCG, 11/15/15	25
vs. San Diego State, 11/23/14	25
vs. Clemson, 11/20/14	25
vs. Alabama, 1/19/14	25
vs. Charleston Southern, 11/8/13	25

Steals

1. at Alabama State, 11/11/18	22
2. vs. Alabama State, 11/10/17	21
vs. NC Central, 12/1/14	21
vs. Furman, 12/11/11	21
5. vs. San Diego State, 11/23/14	18

Blocked Shots

1. vs. <i>Appalachian State</i> , 11/17/19	17*
2. vs. <i>Alabama State</i> , 11/5/19	16
vs. Clemson, 11/15/18	16
vs. Winthrop, 12/13/15	16
5. vs. Arkansas, 3/6/15	15

* indicates also a school record



LAETICIA AMIHERE

6-4 • R-Fr. • Forward • Mississauga, Ontario

15

Career Stats at South Carolina

Season	gp-gs	min/avg	fg-fga	pct	3fg-fga	pct	ft-fta	pct	off	def	tot	avg	pf	fo	ast	to	blk	stl	pts	avg
2019-20	3-0	35/11.7	3-6	.500	0-0	.000	3-6	.500	4	6	10	3.3	6	0	4	8	2	1	9	3.0
TOTAL	3-0	35/11.7	3-6	.500	0-0	.000	3-6	.500	4	6	10	3.3	6	0	4	8	2	1	9	3.0

High School Notables

- Ranked the No. 10 overall recruit and the No. 2 forward in the 2019 class
- Saw her high school career shortened by season-ending injuries in her junior and senior seasons, the latter of which allowed her to graduate early and enroll at South Carolina in January 2019
- Earned honorable mention All-America honors from the WBCA (2019) and was selected for the 2019 Biosteel All-Canadian Basketball Game
- Has won two medals in two international competitions with Team Canada – bronze at the 2017 FIBA U19 World Cup (All-Tournament Team) and gold at the 2015 FIBA U16 Americas Cup
- Played five exhibition games with the Canada Senior Women’s National Team in 2017
- Became first Canadian woman to dunk in a game when she threw one down at the age of 15

Season Highlights

- Has been rediscovering her feel for the game and explosiveness after overcoming a Fall 2018 injury
- Missed the Appalachian State (Nov. 17) game to be with Team Canada for the FIBA Women’s Olympic Pre-Qualifying Americas Tournament in Edmonton
- Was aggressive on the glass in college debut against Alabama State (Nov. 5)

Awards

High School

WBCA All-America, Honorable Mention (2019)

Team Canada

- 2019 National Team
- 2017 FIBA U19 World Cup, bronze medal
- 2017 FIBA U19 World Cup, All-Tournament Team
- 2016 FIBA U17 FIBA World Cup
- 2015 FIBA U16 Americas Cup, gold medal

Career Highs

- Pts** 6 vs. Alabama State, 11/5/19
- FG** 2 vs. Alabama State, 11/5/19
- FGA** 3 vs. Alabama State, 11/5/19
- FT** 2 vs. Alabama State, 11/5/19
- FTA** 4 vs. Alabama State, 11/5/19
- Reb** 6 vs. Alabama State, 11/5/19
- Off Reb** 2 vs. Alabama State, 11/5/19
- Blk** 2 vs. Alabama State, 11/5/19
- Stl** 1 at Maryland, 11/10/10
- Asst** 1 vs. Alabama State, 11/5/19
- Min** 14 vs. Alabama State, 11/5/19

GAME-BY-GAME

Opponent	Date	gs	min	Total		3-Pointers		Free throws		Rebounds				pf	a	t/o	blk	stl	pts	avg
				fg-fga	pct	3fg-fga	pct	ft-fta	pct	off	def	tot	avg							
ALABAMA STATE	11/05/19	14		2-3	.667	0-0	.000	2-4	.500	2	4	6	6.0	2	1	4	2	0	6	6.0
at #4/5 Maryland	11/10/19	6		0-0	.000	0-0	.000	1-2	.500	0	1	1	3.5	0	0	1	0	1	1	3.5
at Dayton	11/13/19	15		1-3	.333	0-0	.000	0-0	.000	2	1	3	3.3	4	3	3	0	0	2	3.0
Totals		0	35	3-6	.500	0-0	.000	3-6	.500	4	6	10	3.3	6	4	8	2	1	9	3.0

Games played: 3
 Minutes/game: 11.7
 Points/game: 3.0
 FG Pct: 50.0
 FT Pct: 50.0

Rebounds/game: 3.3
 Assists/game: 1.3
 Turnovers/game: 2.7
 Assist/turnover ratio: 0.5
 Steals/game: 0.3
 Blocks/game: 0.7



BREA BEAL

6-1 • Fr. • Guard • Rock Island, Ill.

12

Career Stats at South Carolina

Season	gp-gs	min/avg	fg-fga	pct	3fg-fga	pct	ft-fta	pct	off	def	tot	avg	pf	fo	ast	to	blk	stl	pts	avg
2019-20	4-4	85/21.3	4-21	.190	1-6	.167	14-22	.636	8	26	34	8.5	7	0	12	4	3	1	23	5.8
TOTAL	4-4	85/21.3	4-21	.190	1-6	.167	14-22	.636	8	26	34	8.5	7	0	12	4	3	1	23	5.8

High School Notables

- Ranked No. 11 recruit in the Class of 2019 and the No. 3 wing player in the class
- Earned consensus All-America selection after her senior season (2018-19), during which she averaged 26.0 points, 14.0 rebounds and 5.0 assists
- Named Illinois Ms. Basketball three times (2017, 2018, 2019), adding Illinois AP Class 4A Second-Team All-State honors as a freshman
- Also captured Illinois Player of the Year honors from Gatorade (2017, 2018, 2019) and USA Today (2019)
- Played in the McDonald's All-American Game and the Jordan Brand Classic (2019)
- Finished career is all-time leading scorer in Western Big 6 history
- Helped Rock Island to 30-2 record and sectional title as a senior (2018-19)

Season Highlights

- Steady, solid player at a number of positions
- Ranks ninth in the SEC in rebounding (8.5) and fifth in assist-to-turnover ratio (3.0)
- Has led the team in rebounding twice – at #4/5 Maryland, at Dayton
- Scored six of her career-high 10 points in the fourth quarter against App State (Nov. 17)
- With 10 rebounds at Dayton (Nov. 13), became first Gamecock freshman to post back-to-back double-digit rebound games since A'ja Wilson in 2014-15
- Grabbed seven of her team-high 10 rebounds at #4/5 Maryland (Nov. 10) in the third quarter to help stymie a Terrapin run
- Drew the start in her first career game against Alabama State (Nov. 5)

Awards

High School

- Naismith All-America Third Team (2019)
- WBCA All-America Third Team (2019)
- McDonald's All-America (2019)
- USA Today Illinois Player of the Year (2019)
- Gatorade Illinois Player of the Year (2017, 2018, 2019)
- Illinois Ms. Basketball (2017, 2018, 2019)

Miscellaneous

	Season	Career	Record
10+ Points	1	1	1-0
10+ Rebounds	2	2	2-0
Team-High Rebs.	2	2	2-0
Team-High Assts.	2	2	2-0

Career Highs

- **Pts** 10 vs. Appalachian State, 11/17/19
- **FG** 3 vs. Appalachian State, 11/17/19
- **FGA** 6, 2x last vs. Appalachian State, 11/17/19
- **3FG** 1 vs. Alabama State, 11/5/19
- **3FGA** 2, 2x, last at Maryland, 11/10/19
- **FT** 8 at Maryland, 11/10/19
- **FTA** 12 at Maryland, 11/10/19
- **Reb** 10, 2x, last at Dayton, 11/13/19
- **Blk** 2 vs. Appalachian State, 11/17/19
- **Stl** 1 at Maryland, 11/10/19
- **Asst** 4, 2x last vs. Appalachian State, 11/17/19
- **Min** 26 at Maryland, 11/10/19

GAME-BY-GAME

Opponent	Date	gs	min	Total		3-Pointers		Free throws		Rebounds				pf	a	t/o	blk	stl	pts	avg	
				fg-fga	pct	3fg-fga	pct	ft-fta	pct	off	def	tot	avg								
ALABAMA STATE	11/05/19	*	17	1-5	.200	1-2	.500	1-2	.500	1	4	5	5.0	3	3	0	0	0	4	4.0	
at #4/5 Maryland	11/10/19	*	26	0-6	.000	0-2	.000	8-12	.667	2	8	10	7.5	0	4	0	1	1	8	6.0	
at Dayton	11/13/19	*	22	0-4	.000	0-1	.000	1-4	.250	4	6	10	8.3	1	1	0	0	0	1	4.3	
APPALACHIAN STATE	11/17/19	*	20	3-6	.500	0-1	.000	4-4	1.000	1	8	9	8.5	3	4	4	2	0	10	5.8	
Totals			4	85	4-21	.190	1-6	.167	14-22	.636	8	26	34	8.5	7	12	4	3	1	23	5.8

Games played: 4
 Minutes/game: 21.3
 Points/game: 5.8
 FG Pct: 19.0
 3FG Pct: 16.7
 FT Pct: 63.6

Rebounds/game: 8.5
 Assists/game: 3.0
 Turnovers/game: 1.0
 Assist/turnover ratio: 3.0
 Steals/game: 0.3
 Blocks/game: 0.8



ALIYAH BOSTON

6-5 • Fr. • Forward • St. Thomas, U.S.V.I.

4

Career Stats at South Carolina

Season	gp-gs	min/avg	fg-fga	pct	3fg-fga	pct	ft-fta	pct	off	def	tot	avg	pf	fo	ast	to	blk	stl	pts	avg
2019-20	4-4	92/23.0	20-30	.667	0-0	.000	11-16	.688	14	17	31	7.8	10	0	5	1	20	6	51	12.8
TOTAL	4-4	92/23.0	20-30	.667	0-0	.000	11-16	.688	14	17	31	7.8	10	0	5	1	20	6	51	12.8

High School Notables

- Ranked No. 3 recruit in the Class of 2019 and the top post player in the class
- Earned consensus All-America selection after her senior season (2018-19), during which she averaged 17.3 points, 10.6 rebounds and 3.2 blocks
- Captured Massachusetts Player of the Year honors from Gatorade (2017, 2018, 2019) and USA Today (2019)
- Played in the McDonald's All-American Game and the Jordan Brand Classic (2019)
- Named NEPSAC Class A Player of the Year (2018, 2019) and a NEPSAC Class A All-Star in 2017
- Helped Worcester Academy to 24-1 record and second-straight New England Prep School Athletic Council (NEPSAC) Class A championship in 2018-19

Season Highlights

- Physical forward who thrives on contact in the post
- In NCAA, leads nation in blocked shots (20) and is 18th in field goal percentage
- In SEC, ranks 23rd in scoring, 13th in rebounding, fourth in field goal percentage, ninth in offensive rebounds (3.5)
- Has led team in scoring once – at #4/5 Maryland – and in rebounding twice – Alabama State, App State
- Hit all six field goal attempts against Appalachian State (Nov. 17), the fifth perfect-shooting game by a freshman in Gamecock history
- Set inside tone early at #4/5 Maryland (Nov. 10), scoring eight of the team's first 10 points and blocking five shots in the opening quarter
- Posted first triple-double by a freshman in program history and the first by any NCAA Div. I player in her career debut against Alabama State (Nov. 5), including a school-record tying 10 blocks

Awards

2020 Lisa Leslie Award Watch List

High School

- Naismith All-America Second Team (2019)
- WBCA All-America Second Team (2019)
- McDonald's All-America (2019)
- SLAM All-America (2019)
- USA Today Massachusetts Player of the Year (2019)
- Gatorade Massachusetts Player of the Year (2017, 2018, 2019)

USA Basketball

- 2019 FIBA U19 World Cup, gold medal
- 2018 Youth Olympic Games 3x3, gold medal
- 2018 FIBA U17 World Cup, gold medal
- 2018 FIBA U17 World Cup, All-Star Five
- 2017 FIBA U16 Americas Cup, gold medal
- 2017 FIBA U16 Americas Cup, MVP

In the Record Books

Game

T-1st – Blocks in a game (10 vs. Alabama State, 11/5/19)

Miscellaneous

	Season	Career	Record
Triple-Double	1	1	1-0
Double-Double	2	2	2-0
10+ Points	4	4	4-0
10+ Rebounds	2	2	2-0
5+ Blocks	2	2	2-0
Tm-High Points	1	1	1-0
Tm-High Rebs.	2	2	2-0

Career Highs

- Pts** 14, 2x last vs. Appalachian State, 11/17/19
- FG** 6, 2x last vs. Appalachian State, 11/17/19
- FGA** 10 at Maryland, 11/10/19
- FT** 6 vs. Alabama State, 11/5/19
- FTA** 8 vs. Alabama State, 11/5/19
- Reb** 12 vs. Alabama State, 11/5/19
- Off Reb** 7 vs. Alabama State, 11/5/19
- Blk** 10 vs. Alabama State, 11/5/19*
- Stl** 3 vs. Alabama State, 11/5/19
- Asst** 3 vs. Appalachian State, 11/17/19
- Min** 32 at Maryland, 11/10/19

GAME-BY-GAME

Opponent	Date	gs	min	Total		3-Pointers		Free throws		Rebounds				pf	a	t/o	blk	stl	pts	avg	
				fg-fga	pct	3fg-fga	pct	ft-fta	pct	off	def	tot	avg								
ALABAMA STATE	11/05/19	*	21	3-8	.375	0-0	.000	6-8	.750	7	5	12	12.0	2	1	0	10	3	12	12.0	
at #4/5 Maryland	11/10/19	*	32	6-10	.600	0-0	.000	2-2	1.000	2	5	7	9.5	3	1	0	5	0	14	13.0	
at Dayton	11/13/19	*	16	5-6	.833	0-0	.000	1-2	.500	0	2	2	7.0	2	0	0	1	1	11	12.3	
APPALACHIAN STATE	11/17/19	*	23	6-6	1.000	0-0	.000	2-4	.500	5	5	10	7.8	3	3	1	4	2	14	12.8	
Totals			4	92	20-30	.667	0-0	.000	11-16	.688	14	17	31	7.8	10	5	1	20	6	51	12.8

Games played: 4
 Minutes/game: 23.0
 Points/game: 12.8
 FG Pct: 66.7
 FT Pct: 68.8

Rebounds/game: 7.8
 Assists/game: 1.3
 Turnovers/game: 0.3
 Assist/turnover ratio: 5.0
 Steals/game: 1.5
 Blocks/game: 5.0



ZIA COOKE

5-9 • Fr. • Guard • Toledo, Ohio

1

Career Stats at South Carolina

Season	gp-gs	min/avg	fg-fga	pct	3fg-fga	pct	ft-fa	pct	off	def	tot	avg	pf	fo	ast	to	blk	stl	pts	avg
2019-20	4-4	101/25.3	18-42	.429	7-15	.467	14-17	.824	8	8	16	4.0	9	0	7	10	2	5	57	14.3
TOTAL	4-4	101/25.3	18-42	.429	7-15	.467	14-17	.824	8	8	16	4.0	9	0	7	10	2	5	57	14.3

High School Notables

- Ranked No. 4 recruit in the Class of 2019 and the top point guard in the class
- Earned consensus All-America selection after her senior season (2018-19)
- Played in the McDonald's All-American Game and the Jordan Brand Classic (2019)
- Helped Rogers to a pair of Ohio Division II State Championships (2018, 2019)
- Captured multiple player of the year honors from Ohio Prep Sportswriters Association (OPSWA) Division II (2019), Toledo Blade (2018, 2019), Toledo City League (2017, 2018)
- Named to at least one all-state team in each of her last three seasons at Rogers

Season Highlights

- Dynamic, athletic guard with the ability to score in a variety of ways
- In the SEC, ranks 17th in scoring and eighth in free throw percentage
- Has led the team in scoring twice – Alabama State, Dayton
- Had best outside shooting night by a Gamecock freshman since 2011 with five 3s at Dayton (Nov. 13), finishing with 27 points for the most by a Gamecock freshman since 2009
- Added six of her 10 points at #4/5 Maryland (Nov. 10) in the second quarter to stretch lead into double figures at halftime
- Netted double-figures in her career debut against Alabama State (Nov. 5), tying for team-high honors with 13 points

Awards

- Naismith HS Player of the Year Finalist (2019)
- Naismith HS All-America First Team (2019)
- WBCA HS All-America First Team (2019)
- McDonald's HS All-America (2019)
- SLAM HS All-America (2019)
- USA Today All-USA Third Team (2019)
- OPSWA Division II Ohio Player of the Year (2019)

USA Basketball

- 2018 FIBA U17 World Cup, gold medal
- 2017 FIBA U16 Americas Cup, gold medal

Miscellaneous

	Season	Career	Record
20+ Points	1	1	1-0
10+ Points	3	3	3-0
Tm-High Points	2	2	2-0

Career Highs

Pts	27 at Dayton, 11/13/19
FG	9 at Dayton, 11/13/19
FGA	15 at Dayton, 11/13/19
3FG	5 at Dayton, 11/13/19
3FGA	6 at Dayton, 11/13/19
FT	6 at Maryland, 11/10/19
FTA	6, 2x, last at Dayton, 11/13/19
Reb	7 at Dayton, 11/13/19
Blk	2 vs. Appalachian State, 11/17/19
Stl	2, 2x last vs. Appalachian State, 11/17/19
Asst	3 vs. Appalachian State, 11/17/19
Min	30 at Dayton, 11/13/19

GAME-BY-GAME

Opponent	Date	gs	min	Total		3-Pointers		Free throws		Rebounds				pf	a	t/o	blk	stl	pts	avg
				fg-fga	pct	3fg-fga	pct	ft-fa	pct	off	def	tot	avg							
ALABAMA STATE	11/05/19	*	24	5-14	.357	0-3	.000	3-3	1.000	2	1	3	3.0	0	2	0	1	2	13	13.0
at #4/5 Maryland	11/10/19	*	23	2-9	.222	0-3	.000	6-6	1.000	1	3	4	3.5	4	1	4	0	0	10	11.5
at Dayton	11/13/19	*	30	9-15	.600	5-6	.833	4-6	.667	5	2	7	4.7	2	1	5	0	1	27	16.7
APPALACHIAN STATE	11/17/19	*	24	2-4	.500	2-3	.667	1-2	.500	0	2	2	4.0	3	3	1	1	2	7	14.3
Totals			4	101	18-42	.429	7-15	14-17	.824	8	8	16	4.0	9	7	10	2	5	57	14.3

Games played: 4
 Minutes/game: 25.3
 Points/game: 14.3
 FG Pct: 42.9
 3FG Pct: 46.7
 FT Pct: 82.4

Rebounds/game: 4.0
 Assists/game: 1.8
 Turnovers/game: 2.5
 Assist/turnover ratio: 0.7
 Steals/game: 1.3
 Blocks/game: 0.5



LELE GRISSETT

6-2 • Jr. • Guard/Forward • Durham, N.C.

24

Career Stats at South Carolina

Season	gp-gs	min/avg	fg-fga	pct	3fg-fga	pct	ft-fa	pct	off	def	tot	avg	pf	fo	ast	to	blk	stl	pts	avg
2017-18	36-3	477/13.3	56-119	.471	0-0	.000	39-70	.557	56	77	133	3.7	84	0	18	53	7	24	151	4.2
2018-19	31-2	368/11.9	41-73	.562	0-0	.000	24-44	.545	59	64	123	4.0	61	2	9	33	17	11	106	3.4
2019-20	4-0	77/19.3	8-16	.500	0-0	.000	2-6	.333	13	10	23	5.8	10	0	7	5	3	3	18	4.5
TOTAL	71-5	922/13.0	105-208	.505	0-0	.000	65-120	.542	128	151	279	3.9	155	2	34	91	27	38	275	3.9

Career Notables

- Played in all but two games during her first two seasons, always playing with energy and passion
- Posted her first career double-double in the 2018-19 regular-season meeting with then-#4/5 Baylor (Dec. 2)
- Started at Vanderbilt (Jan. 18, 2018) and turned in a career night, shooting 11-of-12 from the field for 22 points – the first Gamecock freshman 20-point outing in SEC play in three years (20 by A’ja Wilson vs. Vanderbilt, 2/15/15)

Season Highlights

- Making the transition from forward to guard, per her request, and working hard at all aspects of the position
- Dished out two of her career-high four assists during the game-opening 32-0 run against App State (Nov. 17)
- Tied her career high with five offensive rebounds against Alabama State (Nov. 5)

Miscellaneous

	Season	Career	Record
Double-Double	0	1	0-1
20+ Points	0	1	1-0
10+ Points	1	6	4-2
10+ Rebounds	0	1	0-1
Tm-High Rebs.	0	9	6-3
Team-High Assts.	1	1	1-0

Career Highs

Pts	22 at Vanderbilt, 1/18/18
FG	11 at Vanderbilt, 1/18/18
FGA	12 at Vanderbilt, 1/18/18
FT	4, 2x, last vs. Drake, 11/24/18
FTA	8 vs. College of Charleston, 12/5/17
Reb	10 vs. Baylor, 12/2/18
Off Reb	5, 4x, last vs. Alabama St., 11/5/19
Blk	2, 4x, last vs. Dayton, 11/13/19
Stl	4 vs. Alabama State, 11/10/17
Asst	4 vs. Appalachian State, 11/17/19
Min	29 vs. Tennessee, 1/14/18

GAME-BY-GAME

Opponent	Date	gs	min	Total		3-Pointers		Free throws		Rebounds				pf	a	t/o	blk	stl	pts	avg
				fg-fga	pct	3fg-fga	pct	ft-fa	pct	off	def	tot	avg							
ALABAMA STATE	11/05/19	22	5-6	.833	0-0	.000	0-2	.000	5	2	7	7.0	3	1	0	1	2	10	10.0	
at #4/5 Maryland	11/10/19	12	1-1	1.000	0-0	.000	1-2	.500	4	0	4	5.5	3	0	1	0	0	3	6.5	
at Dayton	11/13/19	21	1-3	.333	0-0	.000	0-0	.000	2	5	7	6.0	1	2	3	2	0	2	5.0	
APPALACHIAN STATE	11/17/19	22	1-6	.167	0-0	.000	1-2	.500	2	3	5	5.8	3	4	1	0	1	3	4.5	
Totals		0	77	8-16	.500	0-0	.000	2-6	.333	13	10	23	5.8	10	7	5	3	3	18	4.5

Games played: 4
 Minutes/game: 19.3
 Points/game: 4.5
 FG Pct: 50.0
 FT Pct: 33.3

Rebounds/game: 5.8
 Assists/game: 1.8
 Turnovers/game: 1.3
 Assist/turnover ratio: 1.4
 Steals/game: 0.8
 Blocks/game: 0.8



TYASHA HARRIS

5-10 • Sr. • Guard • Noblesville, Ind.

52

Career Stats at South Carolina

Season	gp-gs	min/avg	fg-fga	pct	3fg-fga	pct	ft-fa	pct	off	def	tot	avg	pf	fo	ast	to	blk	stl	pts	avg
2016-17	37-27	973/26.3	75-175	.429	26-78	.333	33-49	.673	5	70	75	2.0	57	0	117	59	7	37	209	5.6
2017-18	36-35	1208/33.6	133-318	.418	32-107	.299	76-102	.745	11	110	121	3.4	53	2	220	93	7	79	374	10.4
2018-19	33-32	1040/31.5	123-309	.398	39-127	.307	76-89	.854	14	102	116	3.5	67	1	176	55	10	55	361	10.9
2019-20	4-4	102/25.5	15-42	.357	2-6	.333	7-7	1.000	2	14	16	4.0	3	0	19	8	0	3	39	9.8
TOTAL	110-98	3323/30.2	346-844	.410	99-318	.311	192-247	.777	32	296	328	3.0	180	3	532	215	24	174	983	8.9

Career Notables

- Took over starting point guard duties full-time in Jan. 2017 and guided Gamecocks to SEC and NCAA titles that season, adding the 2018 SEC Tournament title to her resume as well
- Holds six single-season school records, two career marks and is on pace to add another (current assist record is 615)
- With 983 career points and 532 career assists, is on pace to become just the fourth Gamecock to record both 1,000 points and 500 assists in her career
- Is far and away the SEC's active leader in career assists (532)
- In 2018-19, ranked third in the SEC and 30th in the nation in assists per game (5.3), eighth in nation in assist/turnover ratio (3.2)
- Ranked the No. 27 overall recruit and the No. 8 point guard in the 2016 Class

Season Highlights

- Calming presence whenever she is on the floor with excellent vision and decision-making
- In the SEC, ranks third in assists (4.8) and ninth in assist-to-turnover ratio (2.4)
- Controlled tempo in fourth quarter at #4/5 Maryland (Nov. 10) and scored five points in the final 1:07 to seal win
- Opened the season with stat-stuffing performance against Alabama State (Nov. 5), including five of her 11 points in the third quarter as Gamecocks pulled away after halftime

Awards

- 2020 Watch List – Naismith, Wade, Wooden, Lieberman
- 2020 Preseason All-SEC First Team
- 2x All-SEC Second Team (Coaches, AP) – 2018, 2019
- 2019 Nancy Lieberman Award Finalist
- 2019 Dawn Staley Award Midseason Watch List
- 2x WBCA All-America Hon. Mention – 2018, 2019
- 2018 SEC All-Tournament Team
- 2017 SEC All-Freshman Team
- 2016-17 SEC First-Year Academic Honor Roll

USA Basketball

- 2019 Pan Am Games, silver medal
- 2018 U.S. National Team Training Camp (Sept.)
- 2017 FIBA U19 World Cup, silver medal
- 2016 FIBA U18 Americas Cup, gold medal

In the Record Books

Career

- 1st – Assists in an SEC career (263)
- 1st – Points/Assists double-doubles in a career (9)
- 4th – Assists in a career (532)

Season

- 1st – Assists in a season (220 in 2017-18)
- 1st – Minutes played in a season (1,208 in 2017-18)
- 1st – Games played in a season (37 in 2016-17)
- 1st – Points/Assists double-doubles (6 in 2017-18)
- 1st – Assists in an SEC season (104 in 2017-18)
- 1st – Assist average in an SEC season (6.5 in 2017-18)

Game

- 1st – Assists in an SEC game (14 at Tennessee, 2/24/19)

Miscellaneous

	Season	Career	Record
Double-Double	0	9	8-1
20+ Points	0	6	3-3
10+ Points	3	49	40-9
5+ Assists	1	56	49-7
5+ Steals	0	3	3-0
Tm-High Points	0	6	3-3
Tm-High Rebs.	0	2	2-0
Tm-High Assts.	4	77	63-14

Career Highs

- Pts** 28 vs. Tennessee, 1/14/18
- FG** 9, 3x, last vs. Arkansas, 3/8/19
- FGA** 21 vs. Tennessee, 1/14/18
- 3FG** 4, 2x, last at Mississippi State, 1/17/19
- 3FGA** 8, 3x, last at Mississippi State, 1/17/19
- FT** 8, 2x, last at Auburn, 2/28/19
- FTA** 10 vs. Tennessee, 1/14/18
- Reb** 13 vs. Arkansas, 1/25/18
- Stl** 6, 2x, last vs. Savannah State, 12/17/17
- Asst** 14 at Tennessee, 2/24/19
- Min** 46 at Purdue, 12/16/18

GAME-BY-GAME

Opponent	Date	gs	min	Total		3-Pointers		Free throws		Rebounds				pf	a	t/o	blk	stl	pts	avg	
				fg-fga	pct	3fg-fga	pct	ft-fa	pct	off	def	tot	avg								
ALABAMA STATE	11/05/19	*	20	5-10	.500	0-1	.000	1-1	1.000	1	4	5	5.0	0	4	3	0	2	11	11.0	
at #4/5 Maryland	11/10/19	*	38	3-14	.214	1-1	1.000	6-6	1.000	0	6	6	5.5	0	4	3	0	0	13	12.0	
at Dayton	11/13/19	*	23	2-8	.250	0-1	.000	0-0	.000	1	3	4	5.0	3	7	2	0	1	4	9.3	
APPALACHIAN STATE	11/17/19	*	21	5-10	.500	1-3	.333	0-0	.000	0	1	1	4.0	0	4	0	0	0	11	9.8	
Totals			4	102	15-42	.357	2-6	.333	7-7	1.000	2	14	16	4.0	3	19	8	0	3	39	9.8

Games played: 4
 Minutes/game: 25.5
 Points/game: 9.8
 FG Pct: 35.7
 3FG Pct: 33.3
 FT Pct: 100.0

Rebounds/game: 4.0
 Assists/game: 4.8
 Turnovers/game: 2.0
 Assist/turnover ratio: 2.4
 Steals/game: 0.8



DESTANNI HENDERSON

5-7 • So. • Guard • Fort Myers, Fla.

3

Career Stats at South Carolina

Season	gp-gs	min/avg	fg-fga	pct	3fg-fga	pct	ft-fa	pct	off	def	tot	avg	pf	fo	ast	to	blk	stl	pts	avg
2018-19	31-9	485/15.6	58-157	.369	29-78	.372	24-34	.706	14	35	49	1.6	30	0	40	40	2	16	169	5.5
2019-20	4-0	100/25.0	12-28	.429	4-8	.500	5-6	.833	2	10	12	3.0	4	0	10	9	2	8	33	8.3
TOTAL	35-9	585/16.7	70-185	.378	33-86	.384	29-40	.725	16	45	61	1.7	34	0	50	49	4	24	202	5.8

Career Notables

- Hit her stride midway through SEC play as a freshman, earning four starts in the last nine games of the season
- Enjoyed a six-game stretch that included double-figure points five times, highlighted by 12 points on 4-of-8 3-point shooting against then-#16/17 Kentucky (Feb. 21, 2019)
- Rated No. 1 point guard and No. 9 overall recruit in Class of 2018
- Helped high school team to three state championships while amassing 1,649 career points

Season Highlights

- Dynamic, slashing guard with solid outside shooting percentage
- Best shooting of the season against Appalachian State (Nov. 17) to finish second on team with 16 points
- Was solid as a lead guard against Alabama State (Nov. 5), tying for team-high honors with four assists and picking career-high three steals

Awards

- 2019 SEC All-Freshman Team
- 2019 SEC First-Year Academic Honor Roll

High School

- McDonald's All-America (2018)
- Florida Dairy Farmers Miss Basketball (2018)
- Florida Dairy Farmers Class 7A Player of the Year (2017, 2018)

USA Basketball

- 2016 FIBA U17 World Cup, bronze medal

Miscellaneous

	Season	Career	Record
10+ Points	1	9	8-1
5+ Assists	0	1	1-0
Tm-High Points	0	3	2-1
Tm-High Assts.	1	2	2-0

Career Highs

- Pts 19 at Arkansas, 2/3/19
- FG 7 at Arkansas, 2/3/19
- FGA 11 at Arkansas, 2/3/19
- 3FG 4, 2x, last vs. Kentucky, 2/21/19
- 3FGA 7 at Alabama State, 11/11/18
- FT 6 vs. Georgia, 2/14/19
- FTA 7 vs. Georgia, 2/14/19
- Reb 6 vs. Kentucky, 2/21/19
- Stl 3, 2x, last vs. Appalachian State, 11/17/19
- Asst 5 vs. Ole Miss, 2/7/19
- Min 30, 2x, last vs. Alabama State, 11/5/19

GAME-BY-GAME

Opponent	Date	gs	min	Total		3-Pointers		Free throws		Rebounds				pf	a	t/o	blk	stl	pts	avg
				fg-fga	pct	3fg-fga	pct	ft-fa	pct	off	def	tot	avg							
ALABAMA STATE	11/05/19	30	3-7	.429	2-3	.667	0-0	.000	1	1	2	2.0	2	4	1	0	3	8	8.0	
at #4/5 Maryland	11/10/19	21	2-6	.333	0-1	.000	0-0	.000	1	4	5	3.5	1	0	2	0	1	4	6.0	
at Dayton	11/13/19	22	1-7	.143	0-1	.000	3-4	.750	0	4	4	3.7	1	3	3	0	1	5	5.7	
APPALACHIAN STATE	11/17/19	27	6-8	.750	2-3	.667	2-2	1.000	0	1	1	3.0	0	3	3	2	3	16	8.3	
Totals		0	100	12-28	.429	4-8	.500	5-6	.833	2	10	12	3.0	4	10	9	2	8	33	8.3

Games played: 4
 Minutes/game: 25.0
 Points/game: 8.3
 FG Pct: 42.9
 3FG Pct: 50.0
 FT Pct: 83.3

Rebounds/game: 3.0
 Assists/game: 2.5
 Turnovers/game: 2.3
 Assist/turnover ratio: 1.1
 Steals/game: 2.0
 Blocks/game: 0.5



MIKIAH HERBERT HARRIGAN 6-2 • Sr. • Forward • Pembroke Pines, Fla.

21

Career Stats at South Carolina

Season	gp-gs	min/avg	fg-fga	pct	3fg-fga	pct	ft-fta	pct	off	def	tot	avg	pf	fo	ast	to	blk	stl	pts	avg
2016-17	37-3	610/16.5	71-152	.467	1-4	.250	37-53	.698	40	81	121	3.3	55	2	19	44	39	14	180	4.9
2017-18	33-5	558/16.9	90-184	.489	2-11	.182	53-69	.768	31	90	121	3.7	66	1	20	40	42	12	235	7.1
2018-19	33-21	748/22.7	132-285	.463	11-26	.423	69-84	.821	44	123	167	5.1	71	3	16	43	71	20	344	10.4
2019-20	4-4	98/24.5	21-42	.500	2-6	.333	8-10	.800	4	17	21	5.3	5	0	6	6	11	4	52	13.0
TOTAL	107-33	2014/18.8	314-663	.474	16-47	.340	167-216	.773	119	311	430	4.0	197	6	61	133	163	50	811	7.6

Career Notables

- Has helped Gamecocks to 2017 NCAA National Championship and two SEC Tournament titles (2017, 2018)
- Among the SEC's top shot blockers over last two seasons and is second among active players with 163 career blocks
- Became 13th Gamecock to reach 100 career blocks with a pair of swats at Purdue (Dec. 16) and moved into program's career top five in blocks against Florida State (Mar. 24, 2019)
- Ranked 35th in the nation in blocks per game in 2018-19 (2.1)
- Ranked the No. 12 forward in the 2016 class and the No. 74 player overall

Season Highlights

- Aggressive on both sides of the ball with quickness off the floor, smooth jumper with expanding range
- Tied for fourth in the SEC, and 20th in the nation, with 2.8 blocks-per-game
- In the SEC, ranks 21st in scoring and 10th in field goal percentage
- Has led team in scoring twice – Alabama State and Appalachian State
- Tallied nine of her game-high 21 points during in the first quarter against Appalachian State (Nov. 17)
- Scored 10 of her team-high 13 points against Alabama State (Nov. 5) in the third quarter, including 6-of-6 free throw shooting

Awards

2020 Preseason All-SEC Second Team (Coaches, Media)
2018 SEC All-Tournament Team

In the Record Books

Career

5th – Blocks in an career (163)

Season

1st – Games played in a season (37 in 2016-17)

Game

5th – Blocked shots in an SEC game (6 at Texas A&M, 1/3/19)

Miscellaneous

	Season	Career	Record
Double-Doubles	0	3	2-1
20+ Points	1	4	3-1
10+ Points	3	36	28-8
10+ Rebounds	0	5	4-1
5+ Blocks	0	2	2-0
Tm-High Pts.	2	11	8-3
Tm-High Rebs.	0	9	7-2

Career Highs

Pts 27 vs. Arkansas, 3/8/19
FG 10 vs. Appalachian State, 11/17/19
FGA 17 vs. Appalachian State, 11/17/19
3FG 2, 2x, last vs. Arkansas, 3/8/19
3FGA 4 at Mississippi State, 1/17/19
FT 7, 2x, last vs. Arkansas, 3/8/19
FTA 8 vs. Arkansas, 3/8/19
Reb 16 at Texas A&M, 1/3/19
Off Reb 8 at Purdue, 12/16/18
Def Reb 13 at Texas A&M, 1/3/19
Blk 6 at Texas A&M, 1/3/19
Stl 4 vs. Clemson, 11/15/18
Asst 4 at Purdue, 12/16/18
Min 45 at Purdue, 12/16/18

GAME-BY-GAME

Opponent	Date	gs	min	Total		3-Pointers		Free throws		Rebounds				pf	a	t/o	blk	stl	pts	avg	
				fg-fga	pct	3fg-fga	pct	ft-fta	pct	off	def	tot	avg								
ALABAMA STATE	11/05/19	*	19	3-7	.429	1-1	1.000	6-6	1.000	1	4	5	5.0	1	2	2	1	0	13	13.0	
at #4/5 Maryland	11/10/19	*	30	4-12	.333	0-2	.000	0-0	.000	1	6	7	6.0	2	2	2	1	8	10.5		
at Dayton	11/13/19	*	23	4-6	.667	0-0	.000	2-4	.500	0	3	3	5.0	2	0	0	4	0	10	10.3	
APPALACHIAN STATE	11/17/19	*	26	10-17	.588	1-3	.333	0-0	.000	2	4	6	5.3	0	2	2	4	3	21	13.0	
Totals			4	98	21-42	.500	2-6	.333	8-10	.800	4	17	21	5.3	5	6	6	11	4	52	13.0

Games played: 4
 Minutes/game: 24.5
 Points/game: 13.0
 FG Pct: 50.0
 3FG Pct: 33.3
 FT Pct: 80.0

Rebounds/game: 5.3
 Assists/game: 1.5
 Turnovers/game: 1.5
 Assist/turnover ratio: 1.0
 Steals/game: 1.0
 Blocks/game: 2.8



VICTARIA SAXTON

6-2 • So. • Forward • Rome, Ga.

5

Career Stats at South Carolina

Season	gp-gs	min/avg	fg-fga	pct	3fg-fga	pct	ft-fta	pct	off	def	tot	avg	pf	fo	ast	to	blk	stl	pts	avg
2018-19	28-1	291/10.4	40-70	.571	0-0	.000	36-62	.581	51	32	83	3.0	41	0	5	19	35	14	116	4.1
2019-20	4-0	74/18.5	13-20	.650	0-0	.000	8-13	.615	3	17	20	5.0	12	0	4	5	8	2	34	8.5
TOTAL	32-1	365/11.4	53-90	.589	0-0	.000	44-75	.587	54	49	103	3.2	53	0	9	24	43	16	150	4.7

Career Notables

- Solid contributor in SEC action as a freshman, including earning one start
- Ranked No. 47 overall and No. 6 forward in the 2018 class
- Averaged 24.3 points and 14.9 rebounds as a senior, leading team to Georgia Class AA Final Four
- Finished high school career as Model's all-time leading scorer (2,622) and averaged a double-double throughout her career

Season Highlights

- Quick and strong off the floor makes her a relentless rebounder with an expanding offensive game
- Tied for ninth in the SEC with 2.0 blocks-per-game
- Scored six of her season-high 13 points in the second quarter at Dayton (Nov. 13) to help the Gamecocks put the game out of reach

Awards

- 2019 SEC All-Freshman Team
- 2019 SEC First-Year Academic Honor Roll

Miscellaneous

	Season	Career	Record
10+ Points	2	4	4-0
5+ Blocks	0	1	1-0
Tm-High Points	0	1	1-0
Tm-High Rebs.	0	2	2-0

Career Highs

Pts	19 at Arkansas, 2/3/19
FG	7 at Arkansas, 2/3/19
FGA	8 vs. Kentucky, 2/21/19
FT	8 vs. Georgia, 2/14/19
FTA	8 vs. Georgia, 2/14/19
Reb	9 at Arkansas, 2/3/19
Off Reb	5, 2x, last at Arkansas, 2/3/19
Blk	5 vs. Clemson, 11/15/18
Stl	3 at Alabama State, 11/11/18
Asst	2 vs. Appalachian State, 11/17/19
Min	27 vs. Kentucky, 2/21/19

GAME-BY-GAME

Opponent	Date	gs	min	Total		3-Pointers		Free throws		Rebounds				pf	a	t/o	blk	stl	pts	avg
				fg-fga	pct	3fg-fga	pct	ft-fta	pct	off	def	tot	avg							
ALABAMA STATE	11/05/19	20		3-5	.600	0-0	.000	3-6	.500	0	5	5	5.0	3	2	3	1	1	9	9.0
at #4/5 Maryland	11/10/19	12		1-2	.500	0-0	.000	0-0	.000	0	3	3	4.0	1	0	1	0	0	2	5.5
at Dayton	11/13/19	19		5-7	.714	0-0	.000	3-4	.750	2	4	6	4.7	4	0	1	3	1	13	8.0
APPALACHIAN STATE	11/17/19	23		4-6	.667	0-0	.000	2-3	.667	1	5	6	5.0	4	2	0	4	0	10	8.5
Totals		0	74	13-20	.650	0-0	.000	8-13	.615	3	17	20	5.0	12	4	5	8	2	34	8.5

Games played: 4
 Minutes/game: 18.5
 Points/game: 8.5
 FG Pct: 65.0
 FT Pct: 61.5

Rebounds/game: 5.0
 Assists/game: 1.0
 Turnovers/game: 1.3
 Assist/turnover ratio: 0.8
 Steals/game: 0.5
 Blocks/game: 2.0

Official Basketball Box Score -- Game Totals -- Final Statistics
Alabama State vs #8/10 South Carolina
11/05/19 7 p.m. at Columbia, S.C./Colonial Life Arena

Alabama State 43 • 0-1

Table with columns: #, Player, FG-FGA, 3-Ptr, FT-FTA, Rebounds, PF, TP, A TO Blk Stl, Min. Rows include Smith, Aniyah, Clark, Zomoria, Emmanuel, Ayana, Crawford, Jayla, Lee, Courtney, Nelson, Aliyah, Howard, Kayauna, Aikerson, Taylor, Randle, Dereisea, White, Hannah, Harvey, Victoria, Team, Totals.

Summary statistics table with columns: 1st-FG%, 2nd-FG%, 3rd-FG%, 4th-FG%, Game, Deadball Rebounds.

#8/10 South Carolina 103 • 1-0

Table with columns: #, Player, FG-FGA, 3-Ptr, FT-FTA, Rebounds, PF, TP, A TO Blk Stl, Min. Rows include BOSTON, Aliyah, HERBERT HARRIGAN, COOKE, Zia, BEAL, Brea, HARRIS, Tyasha, THOMPSON, Olivia, HENDERSON, Destanni, SAXTON, Victoria, AMIHERE, Laetia, GRISSETT, LeLe, WESOLEK, Elysa, Team, Totals.

Summary statistics table with columns: 1st-FG%, 2nd-FG%, 3rd-FG%, 4th-FG%, Game, Deadball Rebounds.

Officials: Beverly Roberts, Marcus Clayton, Troy Winders
Technical fouls: Alabama State-Clark,Zomoria. #8/10 South Carolina-None.
Attendance: 10586

Score by periods table with columns: 1st, 2nd, 3rd, 4th, Total. Rows for Alabama State and #8/10 South Carolina.

Last FG - ALAST 4th-00:19, SC 4th-00:55.
Largest lead - ALAST None, SC by 62 4th-00:55.
ALAST led for 00:00. SC led for 38:57. Game was tied for 01:03.

Official Basketball Box Score -- Game Totals -- Final Statistics
#8/10 South Carolina vs #4/5 Maryland
11/10/19 3 p.m. at College Park, Md./XFINITY Center

#8/10 South Carolina 63 • 2-0,0-0 SEC

Table with columns: #, Player, FG-FGA, 3-Ptr, FT-FTA, Rebounds, PF, TP, A TO Blk Stl, Min. Rows include BOSTON, Aliyah, HERBERT HARRIGAN, COOKE, Zia, BEAL, Brea, HARRIS, Tyasha, HENDERSON, Destanni, SAXTON, Victoria, AMIHERE, Laetia, GRISSETT, LeLe, Team, Totals.

Summary statistics table with columns: 1st-FG%, 2nd-FG%, 3rd-FG%, 4th-FG%, Game, Deadball Rebounds.

#4/5 Maryland 54 • 1-1,0-0 Big Ten

Table with columns: #, Player, FG-FGA, 3-Ptr, FT-FTA, Rebounds, PF, TP, A TO Blk Stl, Min. Rows include Stephanie Jones, Kaila Charles, Taylor Mikesell, Diamond Miller, Ashley Owusu, Shakira Austin, Faith Masonius, Blair Watson, Sara Vujacic, Team, Totals.

Summary statistics table with columns: 1st-FG%, 2nd-FG%, 3rd-FG%, 4th-FG%, Game, Deadball Rebounds.

Officials: Tiara Cruse,Gina Cross,Tina Napier
Technical fouls: #8/10 South Carolina-None. #4/5 Maryland-None.
Attendance: 7447

2019-20 Women's Basketball. Round: 0. Maryland vs South Carolina. Played at XF

Score by periods table with columns: 1st, 2nd, 3rd, 4th, Total. Rows for #8/10 South Carolina and #4/5 Maryland.

Last FG - SC 4th-01:07, MD 4th-00:21.
Largest lead - SC by 14 3rd-08:06, MD None.
SC led for 38:30. MD led for 00:00. Game was tied for 01:30.

Official Basketball Box Score -- Game Totals -- Final Statistics
#6/10 South Carolina vs Dayton
11/13/19 7 p.m. at Dayton, Ohio/UD Arena

#6/10 South Carolina 75 • 3-0,0-0 SEC

Table with columns: #, Player, FG-FGA, 3-Ptr, FT-FTA, Rebounds, PF, TP, A TO Blk Stl, Min. Rows include BOSTON, Aliyah, HERBERT HARRIGAN, COOKE, Zia, BEAL, Brea, HARRIS, Tyasha, THOMPSON, Olivia, HENDERSON, Destanni, SAXTON, Victoria, AMIHERE, Laetia, GRISSETT, LeLe, WESOLEK, Elysa, Team, Totals.

Summary statistics table with columns: 1st-FG%, 2nd-FG%, 3rd-FG%, 4th-FG%, Game, Deadball Rebounds.

Dayton 49 • 2-1,0-0 Atlantic

Table with columns: #, Player, FG-FGA, 3-Ptr, FT-FTA, Rebounds, PF, TP, A TO Blk Stl, Min. Rows include Kyla Whitehead, Julia Chandler, Aranon Bradshaw, Shakeela Fowler, Jayla Scaife, Brittany Ward, Christine Szabo, Jenna Giaccone, Ella Skeens, Erin Whalen, Mariah Perez, Team, Totals.

Summary statistics table with columns: 1st-FG%, 2nd-FG%, 3rd-FG%, 4th-FG%, Game, Deadball Rebounds.

Officials: Maggie Tieman,Saif Esho,Bruce Morris
Technical fouls: #6/10 South Carolina-None. Dayton-None.
Attendance: 2331

2019-20 Women's Basketball. Round: 0. Dayton vs South Carolina. Played at Univ

Score by periods table with columns: 1st, 2nd, 3rd, 4th, Total. Rows for #6/10 South Carolina and Dayton.

Last FG - SC 4th-01:28, UD 4th-01:04.
Largest lead - SC by 29 3rd-03:28, UD by 1 1st-07:58.
SC led for 37:31. UD led for 00:13. Game was tied for 02:16.

Official Basketball Box Score -- Game Totals -- Final Statistics
Appalachian State vs #6/10 South Carolina
11/17/19 2 p.m. at Columbia, S.C./Colonial Life Arena

Appalachian State 50 • 0-3

Table with columns: #, Player, FG-FGA, 3-Ptr, FT-FTA, Rebounds, PF, TP, A TO Blk Stl, Min. Rows include Gosnell,Lainey, Plummer,Bayley, Porter,Michaela, Hampton,Armani, Bigot,Brooke, Galve,Nora, McDonald,Haile, Christ,Jackie, Team, Totals.

Summary statistics table with columns: 1st-FG%, 2nd-FG%, 3rd-FG%, 4th-FG%, Game, Deadball Rebounds.

#6/10 South Carolina 92 • 4-0

Table with columns: #, Player, FG-FGA, 3-Ptr, FT-FTA, Rebounds, PF, TP, A TO Blk Stl, Min. Rows include BOSTON, Aliyah, HERBERT HARRIGAN, COOKE, Zia, BEAL, Brea, HARRIS, Tyasha, THOMPSON, Olivia, HENDERSON, Destanni, SAXTON, Victoria, GRISSETT, LeLe, WESOLEK, Elysa, Team, Totals.

Summary statistics table with columns: 1st-FG%, 2nd-FG%, 3rd-FG%, 4th-FG%, Game, Deadball Rebounds.

Officials: Eric Brewton, Kylie Galloway, Natasha Camy
Technical fouls: Appalachian State-None. #6/10 South Carolina-None.
Attendance: 10498

Score by periods table with columns: 1st, 2nd, 3rd, 4th, Total. Rows for Appalachian State and #6/10 South Carolina.

Last FG - APP 4th-00:28, SC 4th-04:55.
Largest lead - APP None, SC by 50 4th-07:15.
APP led for 00:00. SC led for 39:39. Game was tied for 00:08.

2019-20 Women's Basketball
South Carolina Points-Rebounds-Assists (as of Nov 17, 2019)
All games

Opponent	Date	Score		00	01	03	04	05	12	15
				THOMPSON,O	COOKE,ZIA	HENDERSON,	BOSTON,ALI	SAXTON,VIC	BEAL,BREA	AMIHERE,LA
ALABAMA STATE	11/05/19	103-43	w	10-0-1	13-3-2	8-2-4	12-12-1	9-5-2	4-5-3	6-6-1
at #4/5 Maryland	11/10/19	63-54	w	DNP	10-4-1	4-5-0	14-7-1	2-3-0	8-10-4	1-1-0
at Dayton	11/13/19	75-49	w	0-0-0	27-7-1	5-4-3	11-2-0	13-6-0	1-10-1	2-3-3
APPALACHIAN STATE	11/17/19	92-50	w	0-0-0	7-2-3	16-1-3	14-10-3	10-6-2	10-9-4	DNP

Opponent	Date	Score		21	24	32	52
				HERBERT HA	GRISSETT,L	WESOLEK,EL	HARRIS,TYA
ALABAMA STATE	11/05/19	103-43	w	13-5-2	10-7-1	7-1-1	11-5-4
at #4/5 Maryland	11/10/19	63-54	w	8-7-2	3-4-0	DNP	13-6-4
at Dayton	11/13/19	75-49	w	10-3-0	2-7-2	0-1-0	4-4-7
APPALACHIAN STATE	11/17/19	92-50	w	21-6-2	3-5-4	0-0-0	11-1-4

2019-20 Women's Basketball
South Carolina Team Game-by-Game Comparison (as of Nov 17, 2019)
All games

Opponent	1st	2nd	Score	Mar	Total FG	FG Pct	3-Pointers	3FG Pct	Free Throws	FT Pct	Rebounds	Assist	T/Over	Block	Steal	Fouls	
ALABAMA STATE	43/24	60/19	103-43	+60	37-75/14-69	.493/.203	7-16/1-7	.438/.143	22-32/14-21	.688/.667	53/43	+10	22/4	14/23	16/1	14/5	18/26
#4/5 Maryland	34/24	29/30	63-54	+9	19-60/22-70	.317/.314	1-9/2-16	.111/.125	24-30/8-12	.800/.667	54/38	+16	12/9	15/9	8/5	4/10	14/23
Dayton	41/21	34/28	75-49	+26	28-60/16-72	.467/.222	5-10/6-21	.500/.286	14-24/11-17	.583/.647	52/42	+10	17/8	17/13	10/3	5/6	20/19
APPALACHIAN STATE	53/9	39/41	92-50	+42	37-66/18-67	.561/.269	6-15/5-16	.400/.313	12-17/9-13	.706/.692	42/37	+5	25/7	14/21	17/2	11/5	17/18

Note: Game totals are displayed in the format TEAM/OPPONENT for each category

2019-20 Women's Basketball
South Carolina Combined Team Statistics (as of Nov 17, 2019)
All games

RECORD:	OVERALL	HOME	AWAY	NEUTRAL
ALL GAMES	4-0	2-0	2-0	0-0
CONFERENCE	0-0	0-0	0-0	0-0
NON-CONFERENCE	4-0	2-0	2-0	0-0

##	Player	gp-gs	min	avg	Total		3-Point		F-Throw		Rebounds				pf	dq	a	to	blk	stl	pts	avg		
					fg-fga	fg%	3fg-fga	3fg%	ft-fga	ft%	off	def	tot	avg										
01	COOKE, Zia	4-4	101	25.3	18-42	.429	7-15	.467	14-17	.824	8	8	16	4.0	9	0	7	10	2	5	57	14.3		
21	HERBERT HARRIGAN	4-4	98	24.5	21-42	.500	2-6	.333	8-10	.800	4	17	21	5.3	5	0	6	6	11	4	52	13.0		
04	BOSTON, Aliyah	4-4	92	23.0	20-30	.667	0-0	.000	11-16	.688	14	17	31	7.8	10	0	5	1	20	6	51	12.8		
52	HARRIS, Tyasha	4-4	102	25.5	15-42	.357	2-6	.333	7-7	1.000	2	14	16	4.0	3	0	19	8	0	3	39	9.8		
05	SAXTON, Victaria	4-0	74	18.5	13-20	.650	0-0	.000	8-13	.615	3	17	20	5.0	12	0	4	5	8	2	34	8.5		
03	HENDERSON, Destan	4-0	100	25.0	12-28	.429	4-8	.500	5-6	.833	2	10	12	3.0	4	0	10	9	2	8	33	8.3		
12	BEAL, Brea	4-4	85	21.3	4-21	.190	1-6	.167	14-22	.636	8	26	34	8.5	7	0	12	4	3	1	23	5.8		
24	GRISSETT, LeLe	4-0	77	19.3	8-16	.500	0-0	.000	2-6	.333	13	10	23	5.8	10	0	7	5	3	3	18	4.5		
00	THOMPSON, Olivia	3-0	17	5.7	4-8	.500	2-6	.333	0-0	.000	0	0	0	0.0	0	0	1	0	0	0	10	3.3		
15	AMIHERE, Laeticia	3-0	35	11.7	3-6	.500	0-0	.000	3-6	.500	4	6	10	3.3	6	0	4	8	2	1	9	3.0		
32	WESOLEK, Elysa	3-0	19	6.3	3-6	.500	1-3	.333	0-0	.000	0	2	2	0.7	3	0	1	2	0	1	7	2.3		
Team											7	9	16											
Total.....		4	800	121-261		.464	19-50	.380	72-103	.699	65	136	201	50.2	69	0	76	60	51	34	333	83.2		
Opponents.....		4	800	70-278		.252	14-60	.233	42-63	.667	75	85	160	40.0	86	4	28	66	11	26	196	49.0		

TEAM STATISTICS	SC	OPP	Date	Opponent	Score	Att.
SCORING	333	196	11/05/19	ALABAMA STATE	w 103-43	10586
Points per game	83.2	49.0	11/10/19	at #4/5 Maryland	w 63-54	7447
Scoring margin	+34.2	-	11/13/19	at Dayton	w 75-49	2331
FIELD GOALS-ATT	121-261	70-278	11/17/19	APPALACHIAN STATE	w 92-50	10498
Field goal pct	.464	.252	* - Conference game			
3 POINT FG-ATT	19-50	14-60				
3-point FG pct	.380	.233				
3-pt FG made per game	4.8	3.5				
FREE THROWS-ATT	72-103	42-63				
Free throw pct	.699	.667				
F-Throws made per game	18.0	10.5				
REBOUNDS	201	160				
Rebounds per game	50.2	40.0				
Rebounding margin	+10.3	-				
ASSISTS	76	28				
Assists per game	19.0	7.0				
TURNOVERS	60	66				
Turnovers per game	15.0	16.5				
Turnover margin	+1.5	-				
Assist/turnover ratio	1.3	0.4				
STEALS	34	26				
Steals per game	8.5	6.5				
BLOCKS	51	11				
Blocks per game	12.8	2.8				
ATTENDANCE	21084	9778				
Home games-Avg/Game	2-10542	2-4889				
Neutral site-Avg/Game	-	0-0				

Score by Periods	1st	2nd	3rd	4th	Totals
South Carolina	92	79	81	81	333
Opponents	35	43	55	63	196