



GAMECOCK VOLLEYBALL

SOUTH CAROLINA

2019



REGIONAL OPPONENTS




ROUND ONE OPPONENT		#10 Colorado State Rams (29-1) <i>Friday, Dec. 6, 8 PM ET Hec Edmundson Pavilion (University of Washington)</i>	ALL-TIME SERIES: Colorado State leads the series, 1-0 LAST MEETING: The Rams won, 3-2 (12/4/1998) SERIES NOTE: The only other meeting between the two programs came in the first round of the 1998 tournament. The Rams advanced in the Austin, Texas regional.
ROUND TWO OPPONENTS		#9 Washington Huskies (24-6) <i>Saturday, Dec. 7, 10 PM ET Hec Edmundson Pavilion (University of Washington)</i>	ALL-TIME SERIES: Washington leads the series, 1-0 LAST MEETING: The Huskies won, 3-0 (11/28/1998) SERIES NOTE: The teams first met in 1998, playing in the Pac-10/SEC Challenge tournament in Orlando, Fla. in the final weekend of the regular season.
-OR-		Winthrop Eagles (22-4) <i>Saturday, Dec. 7, 10 PM ET Hec Edmundson Pavilion (University of Washington)</i>	ALL-TIME SERIES: South Carolina leads the series, 22-15 LAST MEETING: The Gamecocks won, 3-0 (9/3/2016) SERIES NOTE: The Palmetto State rivals played for nine years in a row before ending the series in 2016. The Gamecocks went 7-2 for that final stretch.

TABLE OF CONTENTS

- ✓ Quick Facts, Notes (pgs. 1-5)
- ✓ SEC Standings and Stats (pg. 6)
- ✓ The Last Time... (pg. 7)
- ✓ Match-by-Match Starters, Leaders (pg. 8)
- ✓ Season Stats, Match Highs (pgs. 9-12)
- ✓ Record Book (pgs. 13-20)
- ✓ Mendoza Bio (pg. 21)
- ✓ Player Capsules, TV Spot Chart (pgs. 22-29)

PREVIOUS MATCH STARTERS



ROSTER

#	NAME	HT	POSITION	YR	EXP	HOMETOWN (LAST SCHOOL)
1	Claire Edwards	6-2	MB	Sr.	3L	Columbia, S.C. (River Bluff)
2	Addie Bryant	5-7	DS/Libero	Sr.	1L	San Antonio, Texas (San Jacinto College)
3	Jess Vastine	6-1	LS/OH	Jr.	2L	Wittmann, Ariz. (Millennium)
4	Lauren Bowers	5-5	DS/Libero	So.	1L	Simpsonville, S.C. (Shannon Forest Christian)
6	Courtney Koehler	5-11	Setter	Sr.	3L	Asheville, N.C. (A.C. Reynolds)
7	McKenzie Moorman	6-1	LS/OH	Fr.	HS	Elmhurst, Ill. (Fenwick)
8	Mikayla Shields	6-0	RS/OPP	Sr.	3L	Orlando, Fla. (Lake Nona)
10	Camilla Covas	5-6	DS/Libero	Fr.	HS	San Juan, Puerto Rico (Academia Maria Reina)
11	Mikayla Robinson	6-2	MB	Jr.	2L	West Dundee, Ill. (Harvest Christian Academy)
12	Holly Eastridge	6-3	RS/OPP	Fr.	HS	Avon, Ind. (Avon)
13	Kaely Ann Thompson	5-9	DS/Setter	So.	1L	Greenville, S.C. (St. Joseph's Catholic)
14	Brittany McLean	6-1	LS/OH	Sr.	1L	Rosemount, Minn. (Minnesota)
15	Anna Holman	5-8	DS/Libero	Fr.	HS	Murrieta, Calif. (Murrieta Valley)
19	Amari Wilson	6-3	RS/MB	So.	1L	Allen, Texas (Allen)
20	Alicia Starr	6-0	LS/OH	Sr.	3L	Blue Springs, Mo. (Blue Springs)
22	Courtney Weber	6-0	Setter	R-Fr.	RS	Concord, N.C. (Cox Mill)
23	Gabby Brown	6-0	RS/OPP	Fr.	HS	Summerville, N.C. (Rockingham County)
24	Kylee Stokes	6-1	MB/RS	Fr.	HS	Phoenix, Ariz. (Pinnacle)

SCHEDULE

DATE	OPPONENT	RESULT/TIME
Aug. 30	vs. RV Cincinnati %	L, 3-1
Aug. 31	vs. Cleveland State %	W, 3-2
	at No. 12 Pittsburgh %	L, 3-0
Sept. 6	at RV UCF &	L, 3-1
Sept. 7	vs. Kansas &	W, 3-1
Sept. 8	vs. Albany &	W, 3-0
SEPT. 10	CHARLOTTE	W, 3-0
Sept. 12	at Clemson #	W, 3-2
Sept. 13	vs. No. 9 Wisconsin #	L, 3-0
SEPT. 20	MARYLAND \$	W, 3-2
SEPT. 22	KENNESAW STATE \$	W, 3-0
	HIGH POINT	W, 3-1
SEPT. 27	GEORGIA *	L, 3-2
SEPT. 29	AUBURN *	W, 3-0
Oct. 4	at No. 15 Kentucky *	L, 3-0
OCT. 6	MISSISSIPPI STATE *	W, 3-0
Oct. 11	at Texas A&M *	L, 3-0
Oct. 13	at Arkansas *	W, 3-2
Oct. 16	at No. 13 Florida *	L, 3-0
OCT. 25	TENNESSEE *	W, 3-0
OCT. 27	ALABAMA *	W, 3-0
NOV. 1	LSU *	W, 3-0
Nov. 8	at Mississippi State *	W, 3-0
Nov. 10	at Ole Miss	W, 3-0
NOV. 15	NO. 17 KENTUCKY *	L, 3-0
Nov. 17	at RV Missouri *	L, 3-0
Nov. 22	at Georgia *	W, 3-2
Nov. 24	at Auburn *	W, 3-0
NOV. 27	RV TEXAS A&M *	7:00 PM
NOV. 29	ARKANSAS *	7:00 PM
Dec. 6	vs. No. 10 Colorado St. ^	8:00 PM

All times are Eastern (dates and times subject to change) | Home matches in **BOLD**
% Pittsburgh Tournament | & UCF Challenge | # Clemson Tournament | \$ Gamecock Invitational | * SEC | ^ NCAA Tournament

GAMECOCK STAFF

Head Coach	Tom Mendoza
Alma Mater	Lewis, 2007
Overall Coaching Record (Years)	86-39 (4th)
Record at South Carolina (Years)	39-21 (2nd)
Assistant Coach	Shonda Wallace
Alma Mater	South Carolina, 2006
Year at South Carolina	6th
Assistant Coach	Ethan Pheister
Alma Mater	Ball State, 2010
Year at South Carolina	2nd
Head Athletic Trainer	Jenn Herod
Strength and Conditioning	Keith Scruggs
Director of Operations	Megan Mendoza
Graduate Assistant	Madison Treece
Head Student Manager	Garnet Robinson

QUICK FACTS

Location Columbia, S.C.
 Founded 1801
 Enrollment 34,731
 Colors Garnet (PMS 202C) & Black
 Nickname Gamecocks
 Mascot Cockey
 Affiliation NCAA Division I
 Conference Southeastern (SEC)
 President Dr. Harris Pastides
 Athletics Director Ray Tanner
 Senior Associate AD/SWA Judy Van Horn
 Home Court (Capacity) Carolina VB Center (1,600)
 2018 Record 20-10
 2018 Conference Record 10-8
 2018 Conference Finish 5th
 Starters Returning/Lost +Libero 6/0+Libero
 Letterwinners Returning/Lost 11/7
 Newcomers 6

MEDIA INFORMATION

Director of Communications/PR Steve Fink
 Associate Director/Volleyball Contact Joe Kepler
 Office Phone (803) 777-5539
 Email keplerj@mailbox.sc.edu
 Personal Phone (716) 254-1711
 Department Website GamecocksOnline.com
 Dept. Facebook /GamecocksOnline
 Dept. Twitter @GamecocksOnline
 Mailing Address 1304 Heyward Street
 Rice Athletics Center
 Columbia, S.C. 29208

PRONUNCIATION GUIDE

Anna HOLMAN Hole-man
 Courtney KOEHLER Kay-ler
 Brittany MCLEAN Mc-Lane
 Ethan PHEISTER Feaster
 Jess VASTINE Vass-Tyne
 Courtney WEBER Webber

ABBREVIATIONS

When abbreviating South Carolina for your scoreboard or broadcast boxes, the preferred abbreviations are S. Carolina or SC. Please refrain from using USC or SCAR when referring to the University. Proper logos and wordmarks can be emailed for any media outlet upon request.

SOCIAL MEDIA



Twitter/Snapchat/Instagram @GamecockVolley
 Facebook /GamecockVolleyball

ON THE AIR



Network Pac-12 Network
 Play-By-Play --
 Color --

NOTEWORTHY

2019 SEASON NOTABLES

- Carolina finished the regular season with eight wins over its final 11 matches to earn an at-large bid. The Gamecocks went 19-11 overall for the year and 11-7 in SEC play - the most since 2008. The team's RPI heading into the tournament is 43.
- The team's resume includes one RPI top-50 win and five wins against teams in the RPI top-100. The team played 10 matches against the RPI top 25, and while it didn't come out on top in any of those matchups, the "worst" loss the team suffered all season came against Georgia, which finished with a RPI of 31.
- Tom Mendoza now stands at 39-21 through two seasons as head coach, he is the first Gamecock head coach since Kim Hudson in 1993 to guide the team to postseasons in each of their first two seasons.
- Senior Mikayla Shields and junior Mikayla Robinson earned All-SEC honors, making the 18-woman team together for the second year in a row. Shield is the first three-time All-SEC honoree since Shonda Cole in 2006, Robinson collected her second all-conference honor.
- Shields ranks ninth in the SEC for hitting percentage and is tenth in kills, making her the only pin hitter in the conference to rank in the top ten for both categories. Despite attempting over 200 more attacks than any other player on the roster this season, her .324 hitting percentage is the sixth highest for any member of the program in the rally-scoring era and higher than any other Gamecock pin hitter in the era.
- Shields' 379 kills ranks seventh-most for a single season in the program's rally-scoring era, and she stepped up her game in SEC play, averaging 3.75 kills, 2.44 digs, 0.41 aces and 0.72 blocks per set in 18 matches.
- Robinson enjoyed a career year on offense and defense, totaling 2.42 kills and 1.24 blocks per set with a .338 hitting percentage. The junior's 130 total blocks (26 solo) are the second-most by any member of the program in the rally-scoring era and ranks 45th nationally, and her 26 solo blocks were the most of any SEC blocker.
- In conference matches only, Robinson totaled 96 blocks, more than any conference rival despite the team playing the second-fewest sets (61) in SEC play. Those 96 blocks in conference matches only are more than any member of the program in the rally-scoring era, she also set the record for solo blocks (18). On offense, her .338 hitting percentage is the fourth-highest for a single season in the program's rally-scoring era, and highest since 2008.

SEATTLE REGIONAL NOTABLES

- South Carolina volleyball will be on the West Coast playing in the Pacific Time Zone for the first time since 2003. According to program records, the Gamecocks have never played in the Pacific Northwest.
- South Carolina is making its eighth NCAA tournament trip in program history (1984, 1995, 1997, 1998, 2000, 2001, 2002, 2018). The Gamecocks have advanced to the second round five times but have not reached the Sweet 16 yet. This is the first time making the postseason in back-to-back years since 2002.
- The team faces Colorado State (29-1) in the first round of the tournament. The Rams have a Carolina connection; current assistant coach Adrianna Culbert played beach volleyball at South Carolina as a graduate transfer in 2017, and then served on the indoor coaching staff for the fall of 2017.
- South Carolina's only other meeting with the Rams came in the opening round of the 1998 NCAA tournament. The Gamecocks lost in five sets to CSU in the Austin, Texas regional (Dec. 4, 1998).
- In the second round, the Gamecocks would face either host Washington or Big South Champions Winthrop. It would be the second meeting ever with the Huskies (last met in 1998), and 38th meeting with the Eagles (last in 2016). Winthrop has more than just a Palmetto State connection; 2018 South Carolina graduate Courtney Furlong serves on the coaching staff at Winthrop.

SCOUTING #10 COLORADO STATE (29-1)

The Rams fell just short of earning a chance to host the opening weekend of the tournament, but enter postseason play ranked 10th in the latest AVCA coaches top-25 poll. The team is on the longest win streak in the country - 28 games - with its lone loss coming at home to California on Aug. 31. The Rams have won 20 or more matches in every season dating back to 1995, and will be competing in their 25th-consecutive national tournament, the seventh-longest streak in the NCAA. Colorado State boasts the nation's top defense, holding opponents to just a .104 hitting percentage - the lowest among all 332 Division I programs. The Rams also rank fourth in the country with 2.96 blocks per set. It isn't just their defense that has powered them to a 28-game winning streak, as the offense ranks ninth in the country with a .284 hitting percentage and 41st with 13.67 kills per set. Individually, senior setter Katie Oleksak is a three-time Mountain West Player of the Year and guides an offense that boasts four different hitters with over 200 kills so far this season. Pin hitter Breana Runnels leads the way with 3.74 kills per set, followed by 6-foot-6-inch middle hitter Kirstie Hillyer's 2.87 kills per set with a .412 hitting percentage. On defense, Hillyer (1.32 blocks per set) and fellow middle Paulina Hougaard-Jensen (1.38 blocks/set) lock down the net, while libero Alexa Roumeliotis cleans up the back line with 4.03 digs per set.

BY THE NUMBERS

GAMECOCKS	NCAA RANK	CATEGORY	COLORADO ST.	NCAA RANK
.264	30th	Hitting Percentage	.284	9th
.210	176th	Opponent Hitting Percentage	.104	1st
12.99	108th	Kills Per Set	13.67	41st
13.09	293rd	Digs Per Set	13.31	285th
2.48	42nd	Blocks Per Set	2.96	4th
1.23	219th	Aces Per Set	1.65	33rd

NOTEWORTHY

SCOUTING #9 WASHINGTON

As the host of the regional, the ninth-ranked Huskies will play Winthrop following the Carolina/Colorado State match Friday night. Washington is the number eight seed overall in the tournament, earning the bid after a 24-6 regular season record that included 15 wins in the Pac-12 conference. The Huskies are in their 18th-straight NCAA tournament, the eighth-longest active streak nationally, and are hosting for the seventh time in the last eight years. Washington is powered by senior left-side hitter Kara Bajema, who averages 4.46 kills per set, and rank 14th nationally with a team average of 2.73 blocks per set.

SCOUTING WINTHROP

The Gamecocks won't be the only Palmetto State representative in Seattle, as Big South champion Winthrop will also head west for the Washington Regional. The Eagles are back in the tournament for the first time since 2006, and are 24-4 overall with a 14-0 record in conference play. The Eagle offense may be one of the most diverse in the country, with eight different attackers reaching triple digits for kills this season. Nikkia Benitez leads the way with 3.00 kills and 3.21 digs per set,

GAMECOCKS IN THE NCAA TOURNAMENT

Year	Round	Site	Opponent	Scores
1984	1st	Durham, N.C.	Duke	L, 13-15, 8-15, 15-10, 9-15
1995	1st	Hempstead, N.Y.	Hofstra	W, 15-7, 15-10, 15-1
	2nd	College Station, Texas	Texas A&M	L, 6-15, 15-17, 12-15
1997	1st	Austin, Texas	Illinois State	W, 15-7, 15-7, 15-10
	2nd	Austin, Texas	Texas	L, 11-15, 3-15, 10-15
1998	1st	Austin, Texas	Colorado State	L, 15-6, 7-15, 7-15, 15-10, 12-15
2000	1st	Lincoln, Neb.	George Washington	W, 15-13, 15-10, 15-3
	2nd	Lincoln, Neb.	Nebraska	L, 11-15, 15-9, 15-13, 12-15, 13-15
2001	1st	Chapel Hill, N.C.	North Carolina	L, 25-30, 32-30, 25-30, 21-30
2002	1st	Chapel Hill, N.C.	American	W, 30-10, 30-28, 23-30, 30-19
	2nd	Chapel Hill, N.C.	North Carolina	L, 23-30, 30-28, 26-30, 23-30
2018	1st	Minneapolis, Minn.	Colorado	W, 34-32, 19-25, 25-12, 13-25, 15-13
	2nd	Minneapolis, Minn.	Minnesota	L, 12-25, 15-25, 15-25

TRENDING TOPICS

In the final 10 matches of the regular season...

- The Gamecocks went 7-3, including a 4-1 record in road matches.
- The team out-hit opponents, .285 to .236, but opponents are averaging slightly more kills per set. Individually, Mikayla Shields has been tearing it up on offense, averaging 4.36 kills per set with a .387 hitting percentage.
- The offense has been spread out, with six hitters posting 30 or more kills. Courtney Koehler is averaging 10.36 assists per set leading the offense.
- The team's blocking numbers have been incredible, with 90 in the last 10 matches. Mikayla Robinson has contributed 54 blocks in that span on her own, the exact same amount as the team's 10 opponents combined.
- Opponents have found success in the serve game, averaging 1.39 aces per set against the Gamecocks. Carolina has struggled to score off its serve, with just 1.18 aces per set to close out the season.

BRYANT HEATING UP IN SEC PLAY

Addie Bryant's arrival to South Carolina last season was a major part in the team's turn-around performance in 2018, and now as the team's full-time libero, the senior from San Antonio, Texas is blossoming. Her 35 digs against the Razorbacks on Oct. 13 in the third-highest total in the program's 47-year history, behind Hannah Lawing (38 vs. Mississippi St., 11/13/2010), Sarah Cline (36 vs. Arkansas, 11/2/2007) and Jodi Thompson (36 vs. Louisiana Tech, 9/19/1992). While the performance at Arkansas was no doubt her most memorable match as a Gamecock, it also represents a big jump she has made in SEC play. Bryant averaged 3.18 digs per set with a .958 serve reception percentage in non-conference play, but in conference matches she is at 4.31 and .973, respectively. Among all Gamecocks in the rally-scoring era with at least 400 serve receptions in a season, Bryant's .967 percentage over 523 receptions is the highest.

GAMECOCKS MAKE HISTORY WITH WEEKLY HONORS

For the first time since 2002, South Carolina volleyball had an individual recognized as the SEC Player of the Week, as junior Mikayla Robinson earned both the overall Player of the Week, and the Defensive Player of the Week awards on Nov. 25. Robinson had an epic weekend of production as a blocker, totaling 23 blocks in eight sets in road wins at Georgia and at Auburn.

It is the second time the West Dundee, Ill. native has been honored by the conference office, and fourth overall for her career. Only Juliette Thévenin (2010-13) has as many conference awards in a career. The last member of the program to earn Player of the Week was Sam Alban on Oct. 15, 2002.

Friday night in Athens, Robinson racked up 14 total blocks (five solo) in the team's five-set upset of the Bulldogs on the road, the most by any SEC student-athlete this season and ties her for the third-highest single-game total in conference history. It is the second-highest total by any member of the program in its 48-year history, and most since Libby Ralston set the program record with 16 against Jacksonville on Sept. 6, 1991. Robinson now has two matches this season with double-digit blocks, and her five solo blocks are the second-most in a match in program history and most by any Gamecock since Teresa Stenlund against Lipscomb on Sept. 11, 2010.

She stayed locked in for the team's road finale on Sunday, blocking nine balls in the team's sweep at Auburn (two solo). Robinson accounted for 23 of the team's 34 total blocks for the weekend, pushing the team to two road wins. Despite playing the second-lowest set total among SEC rivals in conference play (54 sets), Robinson now has 12 more blocks in conference matches than any other individual. Her 90 blocks in SEC matches alone is just nine fewer than what she had all of last season (in 112 sets).

Coupled with Robinson's Offensive Player of the Week, McKenzie Moorman's Freshman of the Week on Oct. 28, and Claire Edwards' Defensive Player of the Week recognition on Sept. 9, South Carolina has a single-season record for most weekly awards earned in a single season.

VASTINE GROWS INTO LARGER ROLE IN 2019

Junior Jess Vastine saw her role expand greatly in head coach Tom Mendoza's first year leading the program, developing more into a six-rotation left side attacker. Now in her second year with the defined role, the Wittmann, Ariz. native has made another big jump in production across the board, with single-season highs for service aces (24), attacks (664), digs (210) and kills (200). Vastine also leads the team's serve receive defense with 652 receptions, weathering the 6.15 receptions per set with a .952 reception percentage. Her reception total is the fifth highest for any Gamecock in the rally-scoring era, and her reception percentage ranks 13th for the era.

STATISTIC	FRESHMAN	SOPHOMORE	JUNIOR
Sets Played	87	104	106
Kills	42	135	200
Attacks	158	430	664
Hitting Percentage	.127	.172	.151
Digs	111	190	210
Double-Doubles	0	1	4
Service Aces	11	10	24
Serve Receptions	332	584	652
Serve Reception Percentage	.922	.942	.952

SHIELD BEARER

Last season, Mikayla Shields became the fifth junior in the program's 47-year history to make it to 1,000 career kills in three seasons or less. She is 15th member of the program ever to reach 1,000 kills, and the fourth-fastest (making it in her 80th career game). Currently, Shields ranks fourth for career kills in the program record book and 19th among all active Division I attackers (1st among opposite/right side attackers). In the regular season finale against Arkansas on Nov. 29, she reached 1,500 kills, the fourth member of the program to do so.

It isn't just her production that's impressive, Shields is also in rare company when it comes to efficiency. She stands at 3,574 career attacks going into the weekend, something only three other members of the program have achieved. Despite the workload, Shields still maintains a career hitting percentage of .297, good for seventh in program history (minimum 1,200 attacks). Among the six Gamecocks with over 3,000 attacks, only program legend Lori Rowe (1983-86) also ranks in the top ten for hitting percentage. Shields is also the only pin hitter in the SEC to rank in the top 10 for hitting percentage, and also is the only individual in the conference to sit in the top 10 in both kills per set and hitting percentage.

NOTEWORTHY

MILESTONE TRACKER - RALLY-SCORING ERA

PLAYER	MILESTONE	CURRENT	NEEDED
Bryant	6th for single-season digs	406	8
Edwards	9th for single-season blocks	103	2
	Sole possession of 3rd for career solo blocks	47	1
	4th for career block assists	262	2
Koehler	7th for single-season block assists	92	3
	Enter top 10 for career aces	73	4
	3rd for career sets played	431	8
	Tie program record for career matches played	120	2
	7th for single-season assists	962	16
Robinson	2nd for single-season block assists	104	3
	Single-season total blocks record	130	11
Shields	6th for career solo blocks	38	3
	8th for career block assists	233	11
	8th for career total blocks	271	9
	Tie program record for career matches played	120	2
	6th for single-season points scored	455.5	13.0
	6th for single-season kills	379	22
	Enter top 10 for single-season aces	40	1

MILESTONE TRACKER - OVERALL RECORDS

PLAYER	MILESTONE	CURRENT	NEEDED
Koehler	4th for career assists	3,594	8
	16th for career double-doubles	22	1
Robinson	6th for career solo blocks	66	8
	9th for career block assists	284	1
Edwards	10th for career solo blocks	47	2
	10th for career block assists	262	16

KOEHLER SETTING HER SIGHTS ON SC RECORDS

Senior Courtney Koehler has rocketed through the record book in season four running the offense. Against Charlotte on Sept. 10, she surpassed Taylor Bruns' record for most career assists in the rally-scoring era (since 2001), and against Auburn on Nov. 24 she passed 3,500 career assists. Only four other Gamecocks in the program's 47-year history have reached 3,500. Scratching the top overall spots from sideout-scoring-era legends Ashley Edlund (1995-98) and Megan Hosp (1999-02) is out of reach, but Koehler did pass Jodi Thompson (1991-94) for the number five spot in the program's all-time history in the win over Tennessee on Oct. 25 and needs just eight more assists to pass Julie Morrison (1984-87, 3,602 assists).

WHEN THE GAMECOCKS WIN...

- The team is out-hitting the opposition .295 to .163, with Mikayla Robinson posting a .387 hitting percentage in wins compared to .254 in losses.
- The team averages almost twice as many aces per set in wins than in losses (1.48 to 0.76). The trio of Claire Edwards, Mikayla Shields and Jess Vastine lead the way; they combine for 67 aces in the 19 wins but just 16 in the 11 losses.
- Mikayla Shields' kill totals are somewhat comparable win (3.71) or lose (3.32), but her efficiency increases considerably in wins. She has hit .246 in the team's losses compared to .370 in the wins.
- Robinson averages 1.41 blocks per set in wins and the team combined averages 2.65. Opponents total just 1.75 blocks per set, and the Gamecock offense commits just 2.15 unforced (unblocked) attacking errors per set in wins.

WHEN THE GAMECOCKS LOSE...

- The defense is allowing opponents to hit .297 in losses. Dating back to last season, the team is 36-2 when out-hitting its opponents, 3-17 when it does not.
- Opponents have exploited the serve game to an extreme degree in losses, with 41 more total aces than Carolina and over a full ace per set more (1.86 to 0.76) while committing just seven more errors.
- The left side attack has scuffled in losses, with the quartet of Jess Vastine, Britt McLean, McKenzie Moorman and Alicia Starr combining for a .117 hitting percentage and 3.86 kills per set.
- The opposition has a higher block total in Gamecock losses, but the Carolina also commits one more unforced attack error per set in losses than in wins.

EDWARDS PEAKING IN SENIOR CAMPAIGN

Year four has been a good one for Claire Edwards, who is on pace for a career year on offense and defense. Entering the postseason, Edwards is averaging highs for points per set (2.43) and hitting percentage (.320) and has a new personal best for aces (19) and blocks (103) in a single season. Her block total going into Friday night is one away from moving her into the top 10 for the most in a single season in the program's rally-scoring era. The Columbia, S.C. native also earned SEC Defensive Player of the Week honors in September, the first weekly honor of her career.

SERVING GAME REMAINS FOCAL POINT IN 2019

Despite bringing back all six position players for the fall, South Carolina had to replace a key member of last year's tournament team. Libero Aubrey Ezell graduated as the program's third-ranked contributor for service aces, pitching in 212 during her four years on campus, including a career-high 75 last fall. Her career total was double that of any other member during the program's rally-scoring era, and she guided 2018's team to its highest combined ace total since 2006 (173). Of the six starters returning this year (Edwards, Koehler, McLean, Robinson, Shields, Vastine), only Shields and Koehler had *career* ace totals above 60.

After a slow start to the season, the team has stabilized both its serve and serve reception games as conference play enters the home stretch. In non-conference play, the team committed 115 service errors (2.56 per set) and yielded 1.67 aces per set to opponents. Entering tournament play, the team is still committing a healthy amount of errors, but have jumped to a higher aces per set average (1.23) while cutting opponent ace averages down to 1.34.

Individually, three Gamecocks have surpassed their previous single-season highs for aces: Shields (40 this season, previous high of 29), Vastine (24 this season, previous high of 11), and Edwards (19 this season, previous high of 14).

TRACKING NON-CONFERENCE OPPONENTS

TEAM	RESULT	RECORD (CONFERENCE)	RPI
Cincinnati	Bearcats won, 3-1	25-6 (15-1 AAC)#	22
Cleveland St.	Gamecocks won, 3-2	8-19 (4-12 Horizon)	146
Pittsburgh	Panthers won, 3-0	29-1 (18-0 ACC)#	4
UCF	Knights won, 3-0	24-7 (14-2 AAC)#	24
Kansas	Gamecocks won, 3-1	9-17 (5-11 Big 12)	119
Albany	Gamecocks won, 3-0	16-10 (9-1 America East)#	151
Charlotte	Gamecocks won, 3-0	16-15 (6-9 CUSA)	172
Clemson	Gamecocks won, 3-2	11-18 (5-13 ACC)	155
Wisconsin	Badgers won, 3-0	22-6 (18-2 Big Ten)#	5
Maryland	Gamecocks won, 3-2	13-19 (5-15 Big Ten)	133
Kennesaw St.	Gamecocks won, 3-0	22-8 (13-3 ASUN)#	68
High Point	Gamecocks won, 3-1	20-12 (12-3 Big South)	100
8 Wins, 4 Losses		215-138 (.609)	AVG RPI: 92

- NCAA Tournament Participant

MENDOZA SIGNS TWO IN NOVEMBER PERIOD

The Gamecocks added two new members to the program, with Ellie Ruprich (Beverly Hills, Mich.) and Kiune Fletcher (El Dorado, Trinidad and Tobago) signing during the November period. Both will be four-year student-athletes for South Carolina.

Ruprich lettered in volleyball, basketball and lacrosse at Birmingham Groves High School. She is a 2019 AAU All-American, after leading her Legacy Volleyball Club's 17s team to a fifth-place finish at AAU National and USAVB Nationals. Earlier this month, she also was named to the AVCA High School All-Region 5 Team.

Fletcher has family ties that brings her to Columbia - her cousin is current senior Mikayla Shields. She is the youngest member of the Trinidad and Tobago national team, making the roster for the 2018 FIVB Volleyball Women's World Championship in Japan and the 2019 Pan American Cup. Despite being just 17, she earned the role of captain in the team's recent run at the NORCECA Women's Continental Cup.

NOTEWORTHY

FRESH LEGS

With the 18-game SEC season in the books, South Carolina finished with just 61 sets played, thanks to 14 of those matches finishing in just three sets. Since the conference went to an 18-match format in 2013, the lowest team set total is 59 for SEC play, accomplished in 2013. Among conference teams, only last-place Auburn played fewer sets (59). Overall, the team has played beyond three sets just 10 times total, compared to 15 times in 2018 and 20 in 2017.

PROGRAM GREAT CALLY PLUMMER ENSHRINED IN 2019 HALL OF FAME CLASS

Volleyball alumna Cally Plummer (1998-2002) was inducted as part of the nine-member class for the 2019 University of South Carolina Athletics Hall of Fame on Thursday, Oct. 17. She is the fourth member of the program to be honored, and one of just 187 members total across all sports in the Hall of Fame's 52-year history. Plummer is one of just four Gamecocks in program history to be a four-time All-SEC performer. As a right-side attacker, Plummer is still the program's all time in career aces, and ranks fifth in career kills and sixth in career attacks. For her career she finished with 1,295 kills, 233 aces, 956 digs, and 270 blocks, and the Gamecocks made the NCAA tournament in all four of her seasons on the court. Previous alumnae in the Hall of Fame are Ashley Edlund (1995-98), Heather Larkin (1994-97) and Shonda Wallace (Cole) (2003-06).

ALL TIME RECORDS

- South Carolina holds an 836-651 (.562) all-time record, dating back to 1973. The team's 800th win of all time came on Aug. 25, 2018 against Clemson.
- The Gamecocks joined the SEC for volleyball in 1991, and have an all-time conference record of 205-279 (.423). The 200th SEC win came on Nov. 8 at Mississippi State.
- In matches in the Carolina Volleyball Center, Carolina is 211-116 (.644) overall and 108-99 (.521) in SEC matches.
- Tom Mendoza became the program's 13th head coach on Jan. 3, 2018. This is his fourth season overall as a head coach, with a career record of 86-39 (.688) and a record of 39-21 at South Carolina. He has led his teams to the NCAA tournament in all four years as a head coach.

2019 SOUTHEASTERN CONFERENCE STANDINGS

	Conference				Overall					
	W-L	Pct.	Home	Away	W-L	Pct.	Home	Away	Neutral	Str
Florida ^	16-2	.889	8-1	8-1	25-4	.862	15-2	9-2	1-0	W4
Kentucky ^	16-2	.889	7-2	9-0	23-6	.793	10-4	10-1	3-1	W8
Missouri	13-5	.722	6-3	7-2	21-7	.750	10-3	9-3	2-1	W3
Texas A&M	13-5	.722	8-1	5-4	21-7	.750	12-1	6-6	3-0	L1
Georgia	12-6	.667	5-4	7-2	20-9	.690	7-4	9-3	4-2	W1
South Carolina	11-7	.611	6-3	5-4	19-11	.633	10-3	6-6	3-2	W1
LSU	9-9	.500	5-4	4-5	15-13	.536	6-5	6-6	3-2	L2
Tennessee	9-9	.500	5-4	4-5	15-13	.536	8-5	5-7	2-1	W2
Ole Miss	6-12	.333	3-6	3-6	14-15	.483	3-9	7-6	4-0	L12
Arkansas	5-13	.278	4-5	1-8	11-19	.367	8-5	1-11	2-3	L2
Alabama	4-14	.222	3-6	1-8	12-17	.414	3-7	3-10	6-0	L8
Mississippi State	2-16	.111	1-8	1-8	13-17	.433	7-8	3-8	3-1	L7
Auburn	1-17	.056	0-9	1-8	7-22	.241	1-11	2-9	4-2	W1

All-SEC Team

Thayer Hall	Florida
Paige Hammons	Florida
Rachael Kramer	Florida
Meghan Donovan	Georgia
Kacie Evans	Georgia
Gabby Curry	Kentucky
Leah Edmond	Kentucky
Madison Lilley	Kentucky
Alli Stumler	Kentucky
Taylor Bannister	LSU
Kylie Deberg	Missouri
Andrea Fuentes	Missouri
Tyanna Omazic	Missouri
Mikayla Robinson	South Carolina
Mikayla Shields	South Carolina
Tessa Grubbs	Tennessee
Camille Conner	Texas A&M
Hollann Hans	Texas A&M

2019 RECORD BREAKDOWN

Overall	19-11	Winning set two.....	18-2	More assists than opposition.....	14-1
Conference.....	11-7	Losing set two.....	1-9	Fewer assists than opposition.....	6-9
vs. Ranked Teams	0-5	Winning set three.....	16-0	Assists equal	0-0
Home.....	10-3	Losing set three.....	3-11	More aces than opposition.....	11-1
Away.....	6-6	Winning set four.....	4-1	Fewer aces than opposition.....	6-10
Neutral.....	3-2	Losing set four.....	3-5	Aces equal	2-0
August.....	1-2	Three-set matches.....	12-8	More service errors than opposition.....	9-4
September.....	8-3	Four-set matches	2-2	Fewer service errors than opposition.....	7-6
October.....	4-3	Five-set matches	5-1	Service errors equal.....	3-1
November	4-3	More kills than opposition	15-2	More digs than opposition	8-3
December.....	0-0	Fewer kills than opposition.....	3-9	Fewer digs than opposition.....	10-8
Sundays.....	9-1	Kills equal	1-0	Digs equal	1-0
Mondays.....	0-0	More hitting errors than opposition	3-9	More total blocks than opposition.....	13-5
Tuesdays.....	1-0	Fewer hitting errors than opposition.....	17-1	Fewer total blocks than opposition	5-6
Wednesdays.....	0-2	Hitting errors equal.....	0-0	Total blocks equal.....	1-0
Thursdays.....	1-0	More attacks than opposition	7-5	Wearing Garnet.....	3-3
Fridays	6-7	Fewer attacks than opposition	11-6	Wearing Black.....	5-2
Saturdays.....	2-1	Attacks equal	1-0	Wearing White.....	9-6
Winning set one.....	15-1	Higher hitting percentage than opposition	18-2	Wearing Pink	2-0
Losing set one	4-10	Lower hitting percentage than opposition	1-8		
		Hitting equal.....	0-1		

SEC/NCAA STATISTICAL RANKINGS

NCAA Team Rankings (As of 12/2)			NCAA Top-150 Individual Rankings (As of 12/2)				SEC-Only Team Rankings (Final)			
Category	Figure	Rank	Stat	Athlete	Figure	Rank	Category	Figure	Rank	
Hitting Percentage	.264	30th	Kills/Set	Mikayla Shields	3.58	107th	Hitting Percentage	.257	4th	
Opp. Hitting Percentage	.210	176th	Hitting Pct.	Mikayla Robinson	.338	103rd	Opp. Hitting Percentage	.216	5th	
Assists/Set	11.93	120th		Mikayla Shields	.324	141st	Assists/Set	11.77	7th	
Kills/Set	12.99	108th		Claire Edwards	.320	148th	Kills/Set	12.80	7th	
Blocks/Set	2.48	42nd	Assists/Set	Courtney Koehler	9.08	133rd	Blocks/Set	2.75	1st	
Service Aces/Set	1.23	219th	Blocks/Set	Mikayla Robinson	1.24	51st	Service Aces/Set	1.23	6th	
Digs/Set	13.09	293rd	Aces/Set	Mikayla Shields	0.38	81st	Digs/Set	13.16	11th	
			Digs/Set	-	-	-				
			Points/Set	Mikayla Shields	4.30	75th				
SEC Team Rankings (As of 12/2)			SEC Individual Top-10 Rankings (As of 12/2)				SEC-Only Individual Top-10 Rankings (Final)			
Category	Figure	Rank	Stat	Athlete	Figure	Rank	Stat	Athlete	Figure	Rank
Hitting Percentage	.264	4th	Kills/Set	Mikayla Shields	3.58	10th	Kills/Set	Mikayla Shields	3.75	10th
Opp. Hitting Percentage	.210	5th	Hitting Pct.	Mikayla Robinson	.338	7th	Hitting Pct.	Mikayla Shields	.341	5th
Assists/Set	11.93	7th		Mikayla Shields	.324	9th		Mikayla Robinson	.324	10th
Kills/Set	12.99	7th		Claire Edwards	.320	10th	Assists/Set	Courtney Koehler	9.54	7th
Blocks/Set	2.48	2nd	Assists/Set	Courtney Koehler	9.08	9th	Blocks/Set	Mikayla Robinson	1.57	1st
Service Aces/Set	1.23	7th	Blocks/Set	Mikayla Robinson	1.24	2nd	Aces/Set	Mikayla Shields	0.41	2nd
Digs/Set	13.09	11th	Aces/Set	Mikayla Shields	0.38	3rd	Digs/Set	Addie Bryant	4.31	5th
			Digs/Set	Addie Bryant	3.83	8th	Points/Set	Mikayla Shields	4.57	5th
			Points/Set	Mikayla Shields	4.30	7th				

THE LAST TIME THE TEAM...

Lost the first game in a win
 Lost the first 2 games in a win
 Was down 2-1 in a win
 Won the first game in a loss
 Won the first two games in a loss
 Was up 2-1 in a loss
 Beat a ranked opponent

Nov. 22, 2019 (at Georgia)
 Sept. 30, 2018 (at Georgia)
 Aug. 31, 2019 (vs. Cleveland St.)
 Nov. 8, 2017 (Missouri, 3-2)
 Sept. 7, 2013 (vs. Winthrop)
 Oct. 22, 2017 (at Alabama)
 Nov. 2, 2018 (vs. #20 Missouri, 3-2)
Previous: Nov. 13, 2016 (vs. #21 Missouri, 3-1)
Sept. 17, 2006 (vs. #6 Florida, 3-1)
 Sept. 17, 2006 (vs. #6 Florida, 3-1)

Beat a top-10 opponent
 Started a season 10-0
 Longest Win Streak
 Longest SEC Win Streak
 Consecutive Sweep Streak
 Consecutive SEC Sweep Streak
 Ranked in the top-25
 Highest ranking
 Opponent with < 40 points in a match*
 Opponent with < 10 points in a set*
 Opponent with < 15 points in a set*

KILLS/ATTACKS

75 or more kills Nov. 11, 2007 (at Tennessee, 82)
 85 or more kills Nov. 2, 2007 (vs. Arkansas, 85)
 95 or more kills Nov. 7, 1986 (vs. North Carolina State, 99)
 200 or more attacks Nov. 13, 2010 (vs. Mississippi St., 220)
 225 or more attacks Nov. 11, 2007 (at Tennessee, 241)
 Opponent had less than 20 kills Aug. 30, 2013 (vs. S.C. State, 16)

DIGS

80+ digs Nov. 18, 2018 (at LSU, 87)
 90+ digs Nov. 19, 2014 (at Tennessee, 91)
 100+ digs Sept. 10, 2011 (at College of Charleston, 101)

15+ blocks
 20+ blocks
 Outblocked and won
 Outblocked opponent and lost

BLOCKS

Nov. 24, 2019 (at Auburn, 16.0)
 Sept. 8, 2006 (vs. St. John's, 20.0)
 Nov. 4, 2018 (vs. Auburn, 7.0-6.0)
 Oct. 11, 2019 (at Texas A&M, 7.0-3.0)

SERVICE ACES

Sept. 12, 2019 (at Clemson, 10)
 Sept. 18, 2003 (vs. Santa Clara, 15)
 Sept. 6, 1991 (vs. Jacksonville, 22)

HITTING PERCENTAGE

Hit over .300 10 times in a season 2019 (10 times)
 Hit over .300 Nov. 10, 2019 (Ole Miss, .301)
 Hit over .400 Nov. 29, 2019 (vs. Arkansas, .427)
 Hit over .500 Nov. 23, 2008 (vs. Miss. State, .536)
 Opponent hit over .300 Nov. 15, 2019 (Kentucky, .321)
 Opponent hit over .350 Nov. 17, 2019 (Missouri, .418)
 Opponent hit over .450 Nov. 26, 2014 (Florida, .450)
 Opponent hit less than .100 Nov. 24, 2019 (Auburn, .082)
 Hit less than .100 Oct. 4, 2019 (at Kentucky, .099)
 Hit less than .200 Nov. 22, 2019 (at Georgia, .191)
 Hit less than .200 and won Oct. 13, 2019 (at Arkansas, .172)
 Hit less than .150 and won Nov. 7, 2004 (vs. Arkansas, .138)
 Outhit the opponent and lost Sept. 27, 2019 (Georgia)
 Was outhit and won Nov. 22, 2019 (at Georgia)
 Opponent w/ negative total hitting % Sept. 21, 2013 (vs. Presbyterian, -.011)

ASSISTS

Nov. 2, 2007 (vs. Arkansas, 80)
 Nov. 7, 1986 (vs. North Carolina St., 95)

* In a standard 25-point game, best-of-five match

THE LAST TIME A GAMECOCK HAD...

KILLS

Five players with 10+ kills Nov. 30, 2018 (vs. Colorado)
Previous: Aug. 24, 2012 (vs. East Tennessee State)
 Three players with 15+ kills Nov. 18, 2018 (at LSU)
Previous: Sept. 5, 2008 (at Rhode Island)
 Two players with 20+ kills Oct. 18, 2015 (at Tennessee)
 No player w/10+ kills Sept. 10, 2019 (vs. Charlotte)
 20 or more kills Sept. 12, 2019 (Mikayla Shields, 22 at Clemson)
 25 or more kills Nov. 8, 2017 (Mikayla Shields, 29 vs. Missouri)
 30 or more kills Sept. 6, 2013 (Juliette Thévenin, 30 at Clemson)
 20+ kills and 20+ digs Sept. 6, 2014 (Taylr McNeil, 22 kills, 23 digs vs. Furman)
 Had a triple-double Sept. 16, 2005 (Iris Santos, 12K, 57A, 13D vs. Houston)
 Three players with a double-double Sept. 20, 2019 (vs. Maryland)
 Four players with a double-double Oct. 13, 2019 (at Arkansas)
Previous: Sept. 10, 2011 (vs. College of Charleston)

ATTACKS

50 or more attempts Nov. 22, 2019 (Mikayla Shields, 50 at Georgia)
 60 or more attempts Nov. 18, 2018 (Mikayla Shields, 61 at LSU)
Previous: Oct. 4, 2013 (Juliette Thévenin, 61 vs. Arkansas)
 70 or more attempts Sept. 6, 2013 (Juliette Thévenin, 73 at Clemson)

DIGS

Five players with 10+ digs Nov. 18, 2018 (at LSU)
 Three players with 15+ digs Sept. 1, 2017 (vs. UNCW)
 Two players with 20+ digs Nov. 9, 2018 (at Texas A&M)
 20 or more digs Sept. 20, 2019 (Addie Bryant, 20 vs. Maryland)
 25 or more digs Aug. 30, 2019 (Mikayla Shields, 25 vs. Cincinnati)
 30 or more digs Oct. 13, 2019 (Addie Bryant, 35 at Arkansas)
Previous: Nov. 23, 2014 (M. Christiaansen, 33 at Georgia)

10 or more total blocks
 15 or more total blocks
 3+ solo blocks
 5+ solo blocks

BLOCKS

Nov. 22, 2018 (Mikayla Robinson, 14 at Georgia)
 Sept. 6, 1991 (Libby Ralston, 16 vs. Jacksonville)
 Nov. 3, 2018 (Mikayla Robinson, 3 at Texas A&M)
 Nov. 22, 2018 (Mikayla Robinson, 5 at Georgia)
Previous: Sept. 11, 2010 (Teresa Stenlund, 5 vs. Lipscomb)
 Two players with 10+ blocks Oct. 13, 2019 (Robinson 13/Shields 10 at Arkansas)

ACES

3 or more aces Nov. 29, 2019 (Alicia Starr, 3 vs. Arkansas)
 5 or more aces Sept. 12, 2019 (Mikayla Shields, 5 at Clemson)
 6+ aces Nov. 16, 2018 (Aubrey Ezell, 6 vs. Ole Miss)
 7+ aces Aug. 31, 2018 (Aubrey Ezell, 7 vs. Rice)
Previous: Sept. 7, 2002 (Megan Hosp, 8 vs. Creighton)

HITTING PERCENTAGE (Min. 10 Kills)

.400 hitting percentage Nov. 22, 2019 (Mikayla Shields, .400 at Georgia)
 .500 hitting percentage Nov. 29, 2019 (Mikayla Shields, .560 vs. Arkansas)
 .600 hitting percentage Nov. 1, 2019 (Mikayla Shields, .640 vs. LSU)
 .700 hitting percentage Oct. 27, 2019 (McKenzie Moorman, .706 vs. Alabama)
Nov. 8, 2008 (Darian Dozier, .708 at Alabama)
 .800 hitting percentage Aug. 25, 2017 (Mikayla Robinson, .846 vs. Mercer)
Previous: Sept. 17, 1983 (Lori Rowe, .870 vs. Appalachian St.)

ASSISTS

50 or more assists Aug. 31, 2019 (Courtney Koehler, 55 vs. Cleveland St.)
 60 or more assists Nov. 30, 2018 (Courtney Koehler, 60 vs. Colorado)
 70 or more assists Sept. 24, 2000 (Megan Hosp, 72 vs. Arkansas)
 80+ assists Nov. 12, 1988 (Tammy Correll, 84 vs. George Washington)
 Two players with 20+ assists Oct. 28, 2016 (Koehler 23/Ezell 36 vs. LSU)

Box scores are only available from 1993 to the present. Limited historical records prior to 1993 were used to aid in the composition of team match records as well.

MATCH-BY-MATCH STARTERS

DATE	OPPONENT	W/L	MB	MB	LS/OH	LS/DS	RS/OH	SETTER	LIBERO
8/30	Cincinnati	L	Edwards	Robinson	McLean	Starr	Shields	Koehler	Bryant
8/31	Cleveland State	W	Edwards	Robinson	Vastine	Starr	Shields	Koehler	Bryant
8/31	#12 Pittsburgh	L	Edwards	Robinson	Vastine	McLean	Shields	Koehler	Bryant
9/6	UCF	L	Edwards	Robinson	Vastine	McLean	Shields	Koehler	Bryant
9/7	Kansas	W	Edwards	Robinson	Vastine	McLean	Shields	Koehler	Bryant
9/8	Albany	W	Edwards	Robinson	Vastine	McLean	Shields	Koehler	Bryant
9/10	Charlotte	W	Edwards	Robinson	Vastine	Bowers	Shields	Koehler	Bryant
9/12	Clemson	W	Edwards	Robinson	Vastine	McLean	Shields	Koehler	Bryant
9/13	#9 Wisconsin	L	Edwards	Robinson	Vastine	McLean	Shields	Koehler	Bryant
9/20	Maryland	W	Edwards	Robinson	Vastine	Starr	Shields	Koehler	Bryant
9/22	Kennesaw State	W	Edwards	Robinson	Vastine	McLean	Shields	Koehler	Bryant
9/22	High Point	W	Edwards	Robinson	Vastine	Starr	Shields	Koehler	Bryant
9/27	Georgia	L	Edwards	Robinson	Vastine	Starr	Shields	Koehler	Bryant
9/29	Auburn	W	Edwards	Robinson	Vastine	Starr	Shields	Koehler	Bryant
10/4	#15 Kentucky	L	Edwards	Robinson	Vastine	Starr	Shields	Koehler	Bryant
10/6	Mississippi State	W	Edwards	Robinson	Vastine	McLean	Shields	Koehler	Bryant
10/11	Texas A&M	L	Edwards	Robinson	Vastine	McLean	Shields	Koehler	Bryant
10/13	Arkansas	W	Edwards	Robinson	Vastine	McLean	Shields	Koehler	Bryant
10/16	#13 Florida	L	Edwards	Robinson	Vastine	McLean	Shields	Koehler	Bryant
10/25	Tennessee	W	Edwards	Robinson	Vastine	McLean	Shields	Koehler	Bryant
10/27	Alabama	W	Edwards	Robinson	Vastine	Moorman	Shields	Koehler	Bryant
11/1	LSU	W	Edwards	Robinson	Vastine	Moorman	Shields	Koehler	Bryant
11/6	Mississippi State	W	Edwards	Robinson	Vastine	Moorman	Shields	Koehler	Bryant
11/10	Ole Miss	W	Edwards	Robinson	Vastine	Moorman	Shields	Koehler	Bryant
11/15	#17 Kentucky	L	Edwards	Robinson	Vastine	Moorman	Shields	Koehler	Bryant
11/17	Missouri	L	Edwards	Robinson	Vastine	Moorman	Shields	Koehler	Bryant
11/22	Georgia	W	Edwards	Robinson	Vastine	McLean	Shields	Koehler	Bryant
11/24	Auburn	W	Edwards	Robinson	Vastine	McLean	Shields	Koehler	Bryant
11/27	Texas A&M	L	Edwards	Robinson	Vastine	McLean	Shields	Koehler	Bryant
11/29	Arkansas	W	Edwards	Robinson	Vastine	McLean	Shields	Koehler	Bryant

MATCH-BY-MATCH INDIVIDUAL LEADERS

DATE	OPPONENT	W/L	HIGH KILLS	HIGH ASSISTS	HIGH ACES	HIGH DIGS	HIGH BLOCKS
8/30	Cincinnati	L	Robinson, Shields (15)	Koehler (42)	Koehler (1)	Shields (25)	Robinson (3)
8/31	Cleveland State	W	Shields (17)	Koehler (55)	Vastine (2)	Bryant, Vastine (16)	Edwards (4)
8/31	#12 Pittsburgh	L	Edwards (8)	Koehler (26)	-	Bryant, Shields (6)	Stokes (4)
9/6	UCF	L	Shields (14)	Koehler (31)	McLean (1)	Bryant (21)	Robinson (4)
9/7	Kansas	W	Shields (15)	Koehler (36)	Three tied (1)	Bryant (16)	Edwards (8)
9/8	Albany	W	Robinson, Shields (9)	Koehler (23)	Three tied (2)	Vastine (8)	Edwards (6)
9/10	Charlotte	W	Shields (9)	Koehler (19)	Edwards, Vastine (2)	Vastine (9)	Edwards (4)
9/12	Clemson	W	Shields (22)	Koehler (37)	Shields (5)	Bryant (14)	Robinson (3)
9/13	#9 Wisconsin	L	Robinson (10)	Koehler (19)	Covas, Shields (2)	Vastine (9)	Edwards (4)
9/20	Maryland	W	Shields (15)	Koehler (40)	Four tied (1)	Bryant (20)	Edwards (4)
9/22	Kennesaw State	W	Shields (12)	Koehler (22)	Three tied (2)	Bryant (13)	Edwards (5)
9/22	High Point	W	Shields (12)	Koehler (30)	Shields (4)	Bryant (14)	Edwards, Robinson (3)
9/27	Georgia	L	Shields (16)	Koehler (43)	Starr (2)	Bryant (15)	Robinson (9)
9/29	Auburn	W	Edwards (10)	Koehler (17)	Edwards (3)	Shields, Vastine (8)	Robinson (6)
10/4	#15 Kentucky	L	Shields (11)	Koehler (26)	-	Bryant (18)	Vastine (3)
10/6	Mississippi State	W	Robinson (12)	Koehler (27)	Koehler, Shields (2)	Bryant (19)	Robinson (5)
10/11	Texas A&M	L	Shields (13)	Koehler (31)	Koehler (2)	Bryant (12)	Four tied (2)
10/13	Arkansas	W	Vastine (15)	Koehler (44)	Vastine (3)	Bryant (35)	Robinson (13)
10/16	#13 Florida	L	Robinson (12)	Koehler (21)	Vastine (2)	Bryant (10)	Edwards (3)
10/25	Tennessee	W	Shields (12)	Koehler (31)	Edwards (2)	Bryant (17)	Edwards (5)
10/27	Alabama	W	Moorman (12)	Koehler (31)	Shields (4)	Bryant (12)	Edwards (4)
11/1	LSU	W	Shields (17)	Koehler (35)	Bowers (2)	Bryant (12)	Robinson (4)
11/6	Mississippi State	W	Shields (15)	Koehler (36)	Shields, Vastine (3)	Bryant (18)	Shields (5)
11/10	Ole Miss	W	Robinson, Shields (12)	Koehler (42)	Three tied (1)	Bryant (12)	Robinson (6)
11/15	#17 Kentucky	L	Shields (12)	Koehler (25)	Shields (1)	Bryant (10)	Three tied (2)
11/17	Missouri	L	Shields (11)	Koehler (26)	Shields (4)	Shields (13)	Robinson (7)
11/22	Georgia	W	Shields (24)	Koehler (43)	Koehler, Shields (1)	Bryant (19)	Robinson (14)
11/24	Auburn	W	Shields (13)	Koehler (26)	McLean (1)	Bryant (13)	Robinson (9)
11/27	Texas A&M	L	Shields (15)	Koehler (42)	Three tied (1)	Bryant (14)	Edwards (3)
11/29	Arkansas	W	Shields (17)	Koehler (36)	Starr (3)	Bryant (9)	Robinson (6)

2019 SEASON STATISTICS

Overall record: 19-11 Conf: 11-7 Home: 10-3 Away: 6-5 Neutral: 3-3

##	Player	Attack							Set				Serve				
		sp	mp-ms	k	k/s	e	ta	pct	a	a/s	ta	pct	sa	sa/s	se	ta	pct
8	Mikayla Shields	106	30-24	379	3.58	98	867	.324	23	0.22	120	.192	40	0.38	69	392	.824
11	Mikayla Robinson	105	30-24	254	2.42	78	520	.338	3	0.03	15	.200	0	0.00	0	0	.000
3	Jess Vastine	106	30-23	200	1.89	100	664	.151	38	0.36	115	.330	24	0.23	27	431	.937
1	Claire Edwards	104	30-24	177	1.70	45	413	.320	2	0.02	22	.091	19	0.18	38	317	.880
14	Brittany McLean	88	26-13	164	1.86	76	472	.186	6	0.07	27	.222	6	0.07	12	103	.883
6	Courtney Koehler	106	30-24	60	0.57	9	137	.372	962	9.08	2329	.413	17	0.16	34	425	.920
7	McKenzie Moorman	25	14-5	52	2.08	17	115	.304	1	0.04	3	.333	0	0.00	1	1	.000
12	Holly Eastridge	53	20-0	48	0.91	21	126	.214	0	0.00	7	.000	0	0.00	0	0	.000
20	Alicia Starr	73	23-7	30	0.41	10	93	.215	8	0.11	59	.136	8	0.11	23	195	.882
24	Kylee Stokes	15	8-0	8	0.53	7	20	.050	0	0.00	0	.000	2	0.13	5	27	.815
2	Addie Bryant	106	30-0	3	0.03	4	17	-.059	89	0.84	337	.264	8	0.08	29	329	.912
23	Gabby Brown	3	3-0	1	0.33	0	2	.500	0	0.00	0	.000	0	0.00	0	0	.000
19	Amari Wilson	1	1-0	1	1.00	1	3	.000	0	0.00	0	.000	0	0.00	0	0	.000
13	Kaely Ann Thompson	15	10-0	0	0.00	0	1	.000	0	0.00	0	.000	0	0.00	1	21	.952
22	Courtney Weber	52	19-0	0	0.00	0	3	.000	125	2.40	318	.393	0	0.00	0	0	.000
10	Camilla Covas	17	8-0	0	0.00	0	0	.000	0	0.00	2	.000	2	0.12	3	26	.885
15	Anna Holman	1	1-0	0	0.00	0	0	.000	0	0.00	0	.000	0	0.00	0	2	1.00
4	Lauren Bowers	62	23-0	0	0.00	0	3	.000	8	0.13	50	.160	4	0.06	4	110	.964
SOUTH CAROLINA		106	30-30	1377	12.9	466	3456	.264	1265	11.9	3404	.372	130	1.23	246	2379	.897
Opponents		106	30-30	1329	12.5	585	3546	.210	1251	11.8	3531	.354	157	1.48	241	2285	.895

##	Player	Recept				Dig		Blocking					Points			
		sp	re	ta	pct	dig	dig/s	bs	ba	total	blk/s	be	bhe	pts	pts/s	
8	Mikayla Shields	106	0	3	1.000	227	2.14	7	59	66	0.62	12	5	455.5	4.30	
11	Mikayla Robinson	105	1	6	.833	20	0.19	26	104	130	1.24	11	0	332.0	3.16	
3	Jess Vastine	106	31	652	.952	210	1.98	6	37	43	0.41	10	0	248.5	2.34	
1	Claire Edwards	104	0	18	1.000	23	0.22	11	92	103	0.99	7	2	253.0	2.43	
14	Brittany McLean	88	29	242	.880	48	0.55	3	31	34	0.39	3	1	188.5	2.14	
6	Courtney Koehler	106	1	6	.833	206	1.94	4	42	46	0.43	9	25	102.0	0.96	
7	McKenzie Moorman	25	0	3	1.000	7	0.28	1	7	8	0.32	3	0	56.5	2.26	
12	Holly Eastridge	53	0	1	1.000	6	0.11	2	19	21	0.40	0	1	59.5	1.12	
20	Alicia Starr	73	25	352	.929	95	1.30	1	6	7	0.10	1	0	42.0	0.58	
24	Kylee Stokes	15	0	2	1.000	3	0.20	1	5	6	0.40	2	0	13.5	0.90	
2	Addie Bryant	106	17	523	.967	406	3.83	0	0	0	0.00	0	0	11.0	0.10	
23	Gabby Brown	3	0	0	.000	1	0.33	0	0	0	0.00	0	0	1.0	0.33	
19	Amari Wilson	1	0	0	.000	0	0.00	0	0	0	0.00	0	0	1.0	1.00	
15	Anna Holman	1	0	3	1.000	0	0.00	0	0	0	0.00	0	0	0.0	0.00	
4	Lauren Bowers	62	15	181	.917	71	1.15	0	0	0	0.00	0	0	4.0	0.06	
10	Camilla Covas	17	3	16	.812	6	0.35	0	0	0	0.00	0	0	2.0	0.12	
13	Kaely Ann Thompson	15	0	0	.000	2	0.13	0	0	0	0.00	0	0	0.0	0.00	
22	Courtney Weber	52	0	1	1.000	57	1.10	0	0	0	0.00	0	3	0.0	0.00	
-	TEAM	-	35	-	-	-	-	-	-	-	-	-	-	-	-	-
SOUTH CAROLINA.....		106	157	2044	.923	1388	13.09	62	402	263.0	2.48	58	37	1770.0	16.70	
Opponents.....		106	129	2133	.940	1394	13.15	50	300	200.0	1.89	49	21	1686.0	15.91	

2019 CONFERENCE-ONLY STATISTICS

Overall record: 11-7 Conf: 11-7 Home: 6-3 Away: 5-4 Neutral: 0-0

##	Player	sp mp-ms		Attack					Set				Serve				
				k	k/s	e	ta	pct	a	a/s	ta	pct	sa	sa/s	se	ta	pct
8	Mikayla Shields	61	18-15	229	3.75	53	516	.341	14	0.23	79	.177	25	0.41	44	247	.822
11	Mikayla Robinson	61	18-15	147	2.41	45	315	.324	2	0.03	8	.250	0	0.00	0	0	.000
1	Claire Edwards	61	18-15	109	1.79	32	257	.300	1	0.02	8	.125	9	0.15	20	182	.890
3	Jess Vastine	61	18-15	101	1.66	60	385	.106	19	0.31	65	.292	10	0.16	13	208	.938
14	Brittany McLean	46	14-7	78	1.70	41	247	.150	1	0.02	9	.111	1	0.02	3	43	.930
7	McKenzie Moorman	22	11-5	50	2.27	17	113	.292	1	0.05	3	.333	0	0.00	0	0	.000
6	Courtney Koehler	61	18-15	39	0.64	6	87	.379	582	9.54	1402	.415	13	0.21	17	247	.931
12	Holly Eastridge	20	10-0	12	0.60	7	41	.122	0	0.00	3	.000	0	0.00	0	0	.000
20	Alicia Starr	48	14-3	12	0.25	3	38	.237	5	0.10	50	.100	6	0.12	14	138	.899
2	Addie Bryant	61	18-0	3	0.05	1	7	.286	51	0.84	192	.266	6	0.10	15	199	.925
24	Kylee Stokes	4	3-0	1	0.25	0	2	.500	0	0.00	0	.000	1	0.25	1	4	.750
13	Kaely Ann Thompson	6	5-0	0	0.00	0	0	.000	0	0.00	0	.000	0	0.00	1	10	.900
4	Lauren Bowers	33	14-0	0	0.00	0	0	.000	4	0.12	28	.143	4	0.12	2	91	.978
10	Camilla Covas	7	3-0	0	0.00	0	0	.000	0	0.00	0	.000	0	0.00	1	7	.857
22	Courtney Weber	19	9-0	0	0.00	0	0	.000	38	2.00	110	.345	0	0.00	0	0	.000
	SOUTH CAROLINA	61	18-18	781	12.8	265	2008	.257	718	11.7	1957	.367	75	1.23	131	1376	.905
	Opponents	61	18-18	804	13.1	351	2094	.216	760	12.4	2069	.367	82	1.34	147	1324	.889

#	#	Player	sp	Recept			Dig		Blocking					Points		
				re	ta	pct	dig	dig/s	bs	ba	total	blk/s	be	bhe	pts	pts/s
8		Mikayla Shields	61	0	1	1.000	149	2.44	5	39	44	0.72	8	3	278.5	4.57
11		Mikayla Robinson	61	0	2	1.000	12	0.20	18	78	96	1.57	8	0	204.0	3.34
1		Claire Edwards	61	0	8	1.000	12	0.20	5	50	55	0.90	6	1	148.0	2.43
3		Jess Vastine	61	18	380	.953	110	1.80	5	24	29	0.48	7	0	128.0	2.10
14		Brittany McLean	46	8	72	.889	22	0.48	1	17	18	0.39	3	0	88.5	1.92
7		McKenzie Moorman	22	0	2	1.000	6	0.27	1	7	8	0.36	3	0	54.5	2.48
6		Courtney Koehler	61	0	4	1.000	128	2.10	2	33	35	0.57	4	9	70.5	1.16
12		Holly Eastridge	20	0	0	.000	1	0.05	2	5	7	0.35	0	1	16.5	0.82
20		Alicia Starr	48	18	270	.933	54	1.12	1	3	4	0.08	0	0	20.5	0.43
2		Addie Bryant	61	9	334	.973	263	4.31	0	0	0	0.00	0	0	9.0	0.15
24		Kylee Stokes	4	0	0	.000	0	0.00	0	0	0	0.00	0	0	2.0	0.50
10		Camilla Covas	7	0	0	.000	0	0.00	0	0	0	0.00	0	0	0.0	0.00
22		Courtney Weber	19	0	0	.000	17	0.89	0	0	0	0.00	0	1	0.0	0.00
13		Kaely Ann Thompson	6	0	0	.000	1	0.17	0	0	0	0.00	0	0	0.0	0.00
4		Lauren Bowers	33	6	81	.926	28	0.85	0	0	0	0.00	0	0	4.0	0.12
-		TEAM	-	23	-	-	-	-	-	-	-	-	-	-	-	-
		SOUTH CAROLINA.....	61	82	1177	.930	803	13.16	40	256	168.0	2.75	39	15	1024.0	16.79
		Opponents.....	61	75	1245	.940	839	13.75	24	154	101.0	1.66	32	13	987.0	16.18

INDIVIDUAL MATCH HIGHS

ATTACK PERCENT (K-E-TA) *Min. 10 Kills*

.706 (12-0-17)	McKenzie Moorman	vs Alabama (Oct 27, 2019)
.647 (11-0-17)	Mikayla Robinson	vs Tennessee (Oct 25, 2019)
.640 (17-1-25)	Mikayla Shields	vs LSU (Nov 1, 2019)
.611 (12-1-18)	Mikayla Robinson	vs Mississippi State (Oct 6, 2019)
.571 (10-2-14)	Mikayla Robinson	vs Wisconsin (Sep 13, 2019)
.560 (17-3-25)	Mikayla Shields	vs Arkansas (Nov 29, 2019)
.556 (12-2-18)	Mikayla Robinson	at Florida (Oct 16, 2019)
.550 (12-1-20)	Mikayla Robinson	at Ole Miss (Nov 10, 2019)
.520 (13-0-25)	Mikayla Shields	at Auburn (Nov 24, 2019)
.481 (16-3-27)	Brittany McLean	vs Maryland (Sep 20, 2019)

KILLS 3-SETS (K-E-TA)

17 (17-1-25)	Mikayla Shields	vs LSU (Nov 1, 2019)
17 (17-3-25)	Mikayla Shields	vs Arkansas (Nov 29, 2019)
15 (15-2-33)	Mikayla Shields	at Mississippi State (Nov 8, 2019)
14 (14-6-35)	Mikayla Shields	vs UCF (Sep 6, 2019)
13 (13-4-28)	Mikayla Shields	at Texas A&M (Oct 11, 2019)
13 (13-0-25)	Mikayla Shields	at Auburn (Nov 24, 2019)

KILLS 4-SETS (K-E-TA)

15 (15-4-40)	Mikayla Shields	vs Cincinnati (Aug 30, 2019)
15 (15-3-28)	Mikayla Robinson	vs Cincinnati (Aug 30, 2019)
15 (15-4-38)	Mikayla Shields	vs Kansas (Sep 7, 2019)
15 (15-5-32)	Mikayla Shields	vs Texas A&M (Nov 27, 2019)
14 (14-4-37)	Jess Vastine	vs Kansas (Sep 7, 2019)

KILLS 5-SETS (K-E-TA)

24 (24-4-50)	Mikayla Shields	at Georgia (Nov 22, 2019)
22 (22-3-40)	Mikayla Shields	at Clemson (Sep 12, 2019)
17 (17-3-44)	Mikayla Shields	vs Cleveland State (Aug 31, 2019)
16 (16-6-39)	Jess Vastine	vs Maryland (Sep 20, 2019)
16 (16-3-27)	Brittany McLean	vs Maryland (Sep 20, 2019)
16 (16-5-37)	Jess Vastine	vs Cleveland State (Aug 31, 2019)

TOTAL ATTEMPTS 3-SETS (K-E-TA)

36 (12-3-36)	Mikayla Shields	at Ole Miss (Nov 10, 2019)
35 (14-6-35)	Mikayla Shields	vs UCF (Sep 6, 2019)
33 (15-2-33)	Mikayla Shields	at Mississippi State (Nov 8, 2019)
32 (11-2-32)	Mikayla Shields	at Kentucky (Oct 4, 2019)
29 (11-5-29)	Mikayla Shields	at Missouri (Nov 17, 2019)

TOTAL ATTEMPTS 4-SETS (K-E-TA)

40 (15-4-40)	Mikayla Shields	vs Cincinnati (Aug 30, 2019)
40 (15-5-40)	Mikayla Shields	vs Texas A&M (Nov 27, 2019)
38 (15-4-38)	Mikayla Shields	vs Kansas (Sep 7, 2019)
37 (14-4-37)	Jess Vastine	vs Kansas (Sep 7, 2019)
31 (12-3-31)	Mikayla Shields	vs High Point (Sep 22, 2019)

TOTAL ATTEMPTS 5-SETS (K-E-TA)

53 (15-7-53)	Jess Vastine	at Arkansas (Oct 13, 2019)
50 (24-4-50)	Mikayla Shields	at Georgia (Nov 22, 2019)
44 (17-3-44)	Mikayla Shields	vs Cleveland State (Aug 31, 2019)
41 (16-3-41)	Mikayla Shields	vs Georgia (Sep 27, 2019)
40 (22-3-40)	Mikayla Shields	at Clemson (Sep 12, 2019)

POINTS 3-SETS (K-A-TB)

20.5 (15-3-2.5)	Mikayla Shields	at Mississippi State (Nov 8, 2019)
20.5 (17-2-1.5)	Mikayla Shields	vs Arkansas (Nov 29, 2019)
18.0 (17-0-1.0)	Mikayla Shields	vs LSU (Nov 1, 2019)
16.5 (11-4-1.5)	Mikayla Shields	at Missouri (Nov 17, 2019)
16.0 (14-0-2.0)	Mikayla Shields	vs UCF (Sep 6, 2019)
16.0 (12-0-6.0)	Mikayla Robinson	at Ole Miss (Nov 10, 2019)

POINTS 4-SETS

18.0 (15-0-3.0)	Mikayla Shields	vs Kansas (Sep 7, 2019)
16.5 (15-1-0.5)	Mikayla Shields	vs Texas A&M (Nov 27, 2019)
16.5 (12-4-0.5)	Mikayla Shields	vs High Point (Sep 22, 2019)
16.5 (15-0-1.5)	Mikayla Robinson	vs Cincinnati (Aug 30, 2019)
16.0 (15-0-1.0)	Mikayla Shields	vs Cincinnati (Aug 30, 2019)

POINTS 5-SETS

27.5 (22-5-0.5)	Mikayla Shields	at Clemson (Sep 12, 2019)
26.0 (24-1-1.0)	Mikayla Shields	at Georgia (Nov 22, 2019)
18.5 (17-1-0.5)	Mikayla Shields	vs Cleveland State (Aug 31, 2019)
18.5 (16-1-1.5)	Mikayla Shields	vs Georgia (Sep 27, 2019)
18.5 (15-3-0.5)	Jess Vastine	at Arkansas (Oct 13, 2019)

ASSISTS 3-SETS

42	Courtney Koehler	at Ole Miss (Nov 10, 2019)
36	Courtney Koehler	vs Arkansas (Nov 29, 2019)
36	Courtney Koehler	at Mississippi State (Nov 8, 2019)
35	Courtney Koehler	vs LSU (Nov 1, 2019)
31	Courtney Koehler	4x; Last vs Alabama (Oct 27, 2019)

ASSISTS 4-SETS

42	Courtney Koehler	vs Texas A&M (Nov 27, 2019)
42	Courtney Koehler	vs Cincinnati (Aug 30, 2019)
36	Courtney Koehler	vs Kansas (Sep 7, 2019)
30	Courtney Koehler	vs High Point (Sep 22, 2019)
14	Courtney Weber	vs High Point (Sep 22, 2019)

ASSISTS 5-SETS

55	Courtney Koehler	vs Cleveland State (Aug 31, 2019)
44	Courtney Koehler	at Arkansas (Oct 13, 2019)
43	Courtney Koehler	vs Georgia (Sep 27, 2019)
43	Courtney Koehler	at Georgia (Nov 22, 2019)
40	Courtney Koehler	vs Maryland (Sep 20, 2019)

DIGS 3-SETS

21	Addie Bryant	vs UCF (Sep 6, 2019)
19	Addie Bryant	vs Mississippi State (Oct 6, 2019)
18	Addie Bryant	at Mississippi State (Nov 8, 2019)
18	Addie Bryant	at Kentucky (Oct 4, 2019)
17	Addie Bryant	vs Tennessee (Oct 25, 2019)

DIGS 4-SETS

25	Mikayla Shields	vs Cincinnati (Aug 30, 2019)
16	Addie Bryant	vs Kansas (Sep 7, 2019)
15	Alicia Starr	vs Cincinnati (Aug 30, 2019)
14	Addie Bryant	vs Texas A&M (Nov 27, 2019)
14	Addie Bryant	vs High Point (Sep 22, 2019)
14	Jess Vastine	vs Kansas (Sep 7, 2019)

DIGS 5-SETS

35	Addie Bryant	at Arkansas (Oct 13, 2019)
20	Addie Bryant	vs Maryland (Sep 20, 2019)
19	Addie Bryant	at Georgia (Nov 22, 2019)
17	Jess Vastine	at Arkansas (Oct 13, 2019)
16	Jess Vastine	vs Cleveland State (Aug 31, 2019)
16	Addie Bryant	vs Cleveland State (Aug 31, 2019)

SERVICE ACES

5	Mikayla Shields	at Clemson (Sep 12, 2019)
4	Mikayla Shields	at Missouri (Nov 17, 2019)
4	Mikayla Shields	vs Alabama (Oct 27, 2019)
4	Mikayla Shields	vs High Point (Sep 22, 2019)
3	Claire Edwards	vs Auburn (Sep 29, 2019)
3	Jess Vastine	at Arkansas (Oct 13, 2019)
3	Mikayla Shields	at Mississippi State (Nov 8, 2019)
3	Jess Vastine	at Mississippi State (Nov 8, 2019)
3	Alicia Starr	vs Arkansas (Nov 29, 2019)

BLOCKS (BS-BA)

14 (5-9)	Mikayla Robinson	at Georgia (Nov 22, 2019)
13 (0-13)	Mikayla Robinson	at Arkansas (Oct 13, 2019)
10 (0-10)	Mikayla Shields	at Arkansas (Oct 13, 2019)
9 (2-7)	Mikayla Robinson	vs Georgia (Sep 27, 2019)
9 (2-7)	Mikayla Robinson	at Auburn (Nov 24, 2019)
8 (2-6)	Claire Edwards	vs Kansas (Sep 7, 2019)
7 (1-6)	Mikayla Robinson	at Missouri (Nov 17, 2019)
7 (1-6)	Mikayla Robinson	vs Kansas (Sep 7, 2019)
7 (1-6)	Brittany McLean	vs Kansas (Sep 7, 2019)
6	Four Tied	

TEAM MATCH HIGHS

ATTACK PERCENT (K-E-TA)

.440 (46-9-84)	vs Alabama (Oct 27, 2019)
.427 (46-11-82)	vs Arkansas (Nov 29, 2019)
.419 (39-8-74)	vs Albany (NY) (Sep 8, 2019)
.409 (44-6-93)	vs LSU (Nov 1, 2019)
.358 (42-8-95)	vs Kennesaw State (Sep 22, 2019)
.356 (46-9-104)	vs Mississippi State (Oct 6, 2019)
.333 (41-11-90)	vs Charlotte (Sep 10, 2019)
.325 (66-17-151)	at Clemson (Sep 12, 2019)
.302 (46-11-116)	at Mississippi State (Nov 8, 2019)
.302 (43-11-106)	vs Tennessee (Oct 25, 2019)

KILLS 3-SETS (K-E-TA)

50 (50-16-119)	vs UCF (Sep 06, 2019)
49 (49-12-123)	at Ole Miss (Nov 10, 2019)
46 (46-11-82)	vs Arkansas (Nov 29, 2019)
46 (46-11-116)	at Mississippi State (Nov 8, 2019)
46 (46-9-84)	vs Alabama (Oct 27, 2019)
46 (46-9-104)	vs Mississippi State (Oct 6, 2019)

KILLS 4-SETS (K-E-TA)

59 (59-16-156)	vs Kansas (Sep 07, 2019)
54 (54-25-145)	vs High Point (Sep 22, 2019)
52 (52-19-139)	vs Cincinnati (Aug 30, 2019)
51 (51-19-134)	vs Texas A&M (Nov 27, 2019)

KILLS 5-SETS (K-E-TA)

67 (67-24-163)	vs Cleveland State (Aug 31, 2019)
66 (66-17-151)	at Clemson (Sep 12, 2019)
65 (65-24-147)	vs Maryland (Sep 20, 2019)
58 (58-22-158)	vs Georgia (Sep 27, 2019)
57 (57-26-162)	at Georgia (Nov 22, 2019)

TOTAL ATTEMPTS 3-SETS (K-E-TA)

123 (49-12-123)	at Ole Miss (Nov 10, 2019)
119 (50-16-119)	vs UCF (Sep 06, 2019)
116 (46-11-116)	at Mississippi State (Nov 8, 2019)
111 (31-20-111)	at Kentucky (Oct 4, 2019)
110 (41-20-110)	at Texas A&M (Oct 11, 2019)

TOTAL ATTEMPTS 4-SETS (K-E-TA)

156 (59-16-156)	vs Kansas (Sep 07, 2019)
145 (54-25-145)	vs High Point (Sep 22, 2019)
139 (52-19-139)	vs Cincinnati (Aug 30, 2019)
134 (51-19-134)	vs Texas A&M (Nov 27, 2019)

TOTAL ATTEMPTS 5-SETS (K-E-TA)

169 (53-24-169)	at Arkansas (Oct 13, 2019)
163 (67-24-163)	vs Cleveland State (Aug 31, 2019)
162 (57-26-162)	at Georgia (Nov 22, 2019)
158 (58-22-158)	vs Georgia (Sep 27, 2019)
151 (66-17-151)	at Clemson (Sep 12, 2019)

ASSISTS 3-SETS

48	vs UCF (Sep 06, 2019)
47	at Ole Miss (Nov 10, 2019)
44	at Mississippi State (Nov 8, 2019)
42	vs Arkansas (Nov 29, 2019)
42	vs Mississippi State (Oct 6, 2019)

ASSISTS 4-SETS

59	vs Kansas (Sep 07, 2019)
49	vs Texas A&M (Nov 27, 2019)
48	vs Cincinnati (Aug 30, 2019)
46	vs High Point (Sep 22, 2019)

ASSISTS 5-SETS

64	vs Cleveland State (Aug 31, 2019)
61	vs Maryland (Sep 20, 2019)
56	at Clemson (Sep 12, 2019)
56	vs Georgia (Sep 27, 2019)
52	at Arkansas (Oct 13, 2019)

DIGS 3-SETS

52	at Ole Miss (Nov 10, 2019)
51	at Mississippi State (Nov 8, 2019)
49	vs Tennessee (Oct 25, 2019)
47	at Auburn (Nov 24, 2019)
47	vs LSU (Nov 1, 2019)
47	vs UCF (Sep 06, 2019)

DIGS 4-SETS

73	vs Kansas (Sep 07, 2019)
65	vs Cincinnati (Aug 30, 2019)
50	vs High Point (Sep 22, 2019)
43	vs Texas A&M (Nov 27, 2019)

DIGS 5-SETS

79	at Arkansas (Oct 13, 2019)
73	vs Cleveland State (Aug 31, 2019)
71	vs Maryland (Sep 20, 2019)
67	at Georgia (Nov 22, 2019)
61	vs Georgia (Sep 27, 2019)

SERVICE ACES

10	at Clemson (Sep 12, 2019)
9	at Arkansas (Oct 13, 2019)
7	vs Kennesaw State (Sep 22, 2019)
7	vs Albany (NY) (Sep 08, 2019)
7	vs Alabama (Oct 27, 2019)
7	at Mississippi State (Nov 8, 2019)
7	vs Arkansas (Nov 29, 2019)

BLOCKS

18.0	vs Kansas (Sep 07, 2019)
18.0	at Arkansas (Oct 13, 2019)
18.0	at Georgia (Nov 22, 2019)
16.0	vs Georgia (Sep 27, 2019)
16.0	at Auburn (Nov 24, 2019)
12.0	at Missouri (Nov 17, 2019)
10.0	vs Albany (NY) (Sep 08, 2019)
10.0	vs Auburn (Sep 29, 2019)
10.0	vs Tennessee (Oct 25, 2019)
9.0	at Ole Miss (Nov 10, 2019)
9.0	vs Arkansas (Nov 29, 2019)

INDIVIDUAL MATCH RECORDS - RALLY SCORING ERA (SINCE 2001)*

KILLS			
3-SET MATCHES			
Rank	Name	Opponent (Date)	Kills
1.	Shonda Cole	Georgia (11/15/2006)	27
2.	Shonda Cole	Arkansas (10/27/2006)	22
3.	Juliette Thévenin	Montana (8/26/2011)	21
4.	Juliette Thévenin	FIU (8/30/2013)	20
	Juliette Thévenin	Western Carolina (9/20/2013)	20
6.	Mikayla Shields	Davidson (9/16/2016)	19
8.	11x; Last: Dessaa Legros	N.C. Central (8/29/2015)	18

4-SET MATCHES			
Rank	Name	Opponent (Date)	Kills
1.	Shonda Cole	Florida (9/17/2006)	35
2.	Shonda Cole	College of Charleston (11/22/2006)	29
	Shonda Cole	Tennessee (11/12/2006)	29
4.	Hannah Lawing	Harvard (9/12/2009)	28
5.	Dessaa Legros	Tennessee (10/28/2016)	26
	Mikayla Shields	Duke (9/2/2017)	26
	Juliette Thévenin	Robert Morris (9/21/2013)	26
8.	Juliette Thévenin	Ole Miss (10/20/2013)	25
	Juliette Thévenin	Furman (9/7/2013)	25
	Shonda Cole	Houston (9/16/2005)	25

5-SET MATCHES			
Rank	Name	Opponent (Date)	Kills
1.	Shonda Cole	TCU (8/25/2006)	37
2.	Shonda Cole	Auburn (9/15/2006)	36
	Shonda Cole	Clemson (8/31/2006)	36
4.	Shonda Cole	St. John's (9/8/2006)	32
5.	Shonda Cole	Alabama (10/1/2006)	31
6.	Juliette Thévenin	Clemson (9/6/2013)	30
7.	Mikayla Shields	Missouri (11/8/2017)	29
8.	Marija Milosevic	Georgia (10/30/2005)	28
9.	Juliette Thévenin	Alabama (11/16/2012)	27
	Lynae Vanden Hull	Kentucky (10/8/2003)	27

ATTACKS			
3-SET MATCHES			
Rank	Name	Opponent (Date)	Attacks
1.	Shonda Cole	Kentucky (10/8/2006)	52
2.	Juliette Thévenin	Montana (8/26/2011)	50
3.	Shonda Cole	Charleston (9/15/05)	47
4.	Shonda Cole	Ole Miss (11/5/2006)	45
	Ivana Kujundzic	Tennessee (10/10/2008)	45
6.	Juliette Thévenin	Liberty (9/13/2013)	44
	Shonda Cole	Georgia (11/15/2006)	44
8.	Hannah Lawing	Arkansas (9/18/2009)	43
	Juliette Thévenin	Western Carolina (9/20/2013)	43
10.	4x; Last: Juliette Thévenin	Alabama (11/15/2013)	42

4-SET MATCHES			
Rank	Name	Opponent (Date)	Attacks
1.	Shonda Cole	Tennessee (11/12/2006)	73
2.	Shonda Cole	North Carolina (11/27/2004)	72
3.	Shonda Cole	College of Charleston (11/22/2006)	65
	Shonda Cole	Alabama (11/17/2006)	65
	Shonda Cole	Florida (9/17/2006)	65
6.	Hannah Lawing	Harvard (9/12/2009)	62
7.	Marija Milosevic	Arkansas (9/24/2006)	59
8.	Shonda Cole	Connecticut (9/4/2004)	58
	Juliette Thévenin	Ole Miss (10/20/2013)	58
	Ivana Kujundzic	Mississippi State (10/30/2009)	58

5-SET MATCHES			
Rank	Name	Opponent (Date)	Attacks
1.	Juliette Thévenin	Clemson (9/6/2013)	73
	Juliette Thévenin	Alabama (11/16/2012)	73
3.	Shonda Cole	Auburn (9/15/2006)	71
4.	Ivana Kujundzic	Rice (9/11/2009)	70
5.	Shonda Cole	Auburn (10/22/2006)	68
6.	Shonda Cole	TCU (8/25/2006)	65
	Shonda Cole	St. John's (9/8/2006)	65
8.	Ivana Kujundzic	Georgia (10/19/2007)	64
9.	4x; Last: Mikayla Shields	LSU (11/18/2018)	61

HITTING PERCENTAGE			
3-SET MATCHES (MINIMUM FOUR ATTACKS PER SET)			
Rank	Name	Opponent (Date)	(K-E-A) Pct.
1.	Belita Salters	Arkansas (10/31/2008)	(12-0-14) .857
2.	Mikayla Robinson	Mercer (8/25/2017)	(12-1-13) .846
3.	Belita Salters	Mississippi State (11/23/2008)	(15-0-19) .789
4.	Sam Alban	Kentucky (9/20/2002)	(13-0-17) .765
	Megan Laughlin	South Carolina State (10/23/2008)	(11-0-15) .733
6.	McKenzie Moorman	Alabama (10/27/2019)	(12-0-17) .706
7.	Mikayla Robinson	Clemson (8/25/2018)	(10-1-13) .692
	Iris Santos	Charlotte (9/6/2005)	(9-0-13) .692
	Sam Alban	Creighton (9/7/2002)	(9-0-13) .692
10.	Darian Dozier	Wofford (9/19/2015)	(13-2-16) .688

4-SET MATCHES (MINIMUM FOUR ATTACKS PER SET)			
Rank	Name	Opponent (Date)	(K-E-A) Pct.
1.	Niece Curry	American (12/5/2002)	(18-1-22) .773
2.	Darian Dozier	Alabama (11/8/2015)	(17-0-24) .708
3.	Berna Dwyer	LSU (10/6/2002)	(17-0-25) .680
4.	Mikayla Shields	William & Mary (9/17/2016)	(15-2-21) .619
5.	Berna Dwyer	Georgia (11/17/2002)	(19-2-29) .586
6.	Niece Curry	LSU (10/6/2002)	(21-3-31) .581
7.	Bethanie Thomas	Elon (9/3/2011)	(16-1-26) .577
8.	Juliette Thévenin	Robert Morris (9/21/2013)	(26-2-42) .571
9.	Darian Dozier	Texas A&M (10/6/2013)	(18-2-28) .571
10.	Sarah Blomgren	Mississippi St (10/24/2014)	(17-3-26) .538

5-SET MATCHES (MINIMUM FOUR ATTACKS PER SET)			
Rank	Name	Opponent (Date)	(K-E-A) Pct.
1.	Megan Kent	ETSU (8/25/2012)	(13-1-20) .600
2.	Cara Howley	Arkansas (11/23/2012)	(15-3-21) .571
3.	Niece Curry	Clemson (9/10/2002)	(15-1-25) .560
4.	Sarah Blomgren	Mississippi State (10/4/2014)	(20-2-33) .545
5.	Belita Salters	UNLV (8/30/2008)	(21-2-35) .543
6.	Belita Salters	Rhode Island (9/5/2008)	(17-2-28) .536
7.	Meredith Moorhead	Kentucky (11/10/2006)	(15-2-25) .520
8.	Robinson, Mikayla	Colorado (11/30/2018)	(10-0-20) .500
9.	Darian Dozier	Winthrop (9/5/2015)	(14-1-27) .481
	Brittany McLean	Maryland (9/20/2019)	(16-3-27) .481

ASSISTS			
3-SET MATCHES			
Rank	Name	Opponent (Date)	Assists
1.	Megan Hosp	Georgia (11/2/2001)	52
2.	Alexis Thomson	Georgia (11/15/2006)	50
	B. Denson-Dorman	Coll. of Charleston (9/12/2008)	50
4.	Aubrey Ezell	Georgia (10/14/2015)	49
5.	Megan Hosp	Ole Miss (11/1/2002)	46
	Megan Hosp	Mississippi State (11/3/2002)	46
7.	Megan Hosp	Oakland (8/30/2002)	45
8.	Kellie McNeil	Western Carolina (9/20/2013)	44
	Taylor Bruns	Mississippi State (10/21/2011)	44
10.	3x; Last: Denson-Dorman	Alabama (10/5/2008)	43

4-SET MATCHES			
Rank	Name	Opponent (Date)	Assists
1.	Megan Hosp	North Carolina (12/6/2002)	65
2.	Iris Santos	Florida (9/17/2006)	60
3.	Iris Santos	Houston (9/16/2005)	57
4.	Katelyn Panzau	Clemson (9/9/2003)	56
	Kellie McNeil	Furman (9/7/2013)	56
6.	Courtney Koehler	Mississippi State (11/24/2017)	55
	Megan Hosp	Michigan State (8/31/2002)	55
8.	Courtney Koehler	Tennessee (11/3/2017)	54
	Taylor Bruns	UAB (9/8/2012)	54
10.	Kellie McNeil	Texas A&M (10/6/2013)	53

5-SET MATCHES			
Rank	Name	Opponent (Date)	Assists
1.	Iris Santos	Auburn (10/22/2006)	64
2.	Alexis Thomson	Auburn (10/22/2006)	62
	Aubrey Ezell	Tennessee (10/18/2015)	62
	Iris Santos	TCU (9/25/2006)	62
	Iris Santos	Clemson (8/31/2006)	62
6.	Jordan Bradosky	Auburn (9/14/2007)	60
	Katelyn Panzau	Indiana (9/13/2003)	60
	Courtney Koehler	Colorado (11/30/2018)	60
9.	Bridget Denson-Dorman	LSU (10/26/2008)	59
	Iris Santos	Alabama (10/1/2006)	59
	Taylor Bruns	College of Charleston (9/10/2011)	59

SERVICE ACES			
3-SET MATCHES			
Rank	Name	Opponent (Date)	Aces
1.	Megan Hosp	Creighton (9/7/2002)	8
2.	Aubrey Ezell	ETSU (8/24/2018)	6
	Aubrey Ezell	Ole Miss (11/16/2018)	6
	Aubrey Ezell	Buffalo (9/9/2016)	6
	Lynae Vanden Hull	Auburn (10/17/2004)	6
	Megan Hosp	Auburn (9/27/2002)	6
	Mikayla Shields	Georgia (11/6/2016)	6
	Mikayla Shields	Texas A&M (11/19/2017)	6
	Taylor Bruns	Alabama (11/6/2011)	6
10.	10x; Last: Aubrey Ezell	Eastern Kentucky (9/8/2017)	5

4-SET MATCHES			
Rank	Name	Opponent (Date)	Aces
1.	Cally Plummer	Clemson (10/10/2001)	8
3.	Aubrey Ezell	Rice (8/31/2018)	7
4.	Jordan Bradosky	The Citadel (9/26/2010)	6
	Cally Plummer	Arkansas (10/4/2002)	6
	Cally Plummer	North Carolina (11/24/2001)	6
7.	Aubrey Ezell	Ole Miss (10/2/2015)	5
	Hannah Lawing	Auburn (11/7/2008)	5
	Megan Laughlin	Rice (9/7/2007)	5
10.	18x; Last: Mikayla Shields	High Point (9/22/2019)	5

INDIVIDUAL MATCH RECORDS - RALLY SCORING ERA (SINCE 2001)*

5-SET MATCHES			
Rank	Name	Opponent (Date)	Aces
1.	Courtney Koehler	Texas A&M (11/9/2018)	6
	Aubrey Ezell	Miami (Ohio) (9/8/2017)	6
	Taylor Bruns	BYU (8/28/2010)	6
	Shonda Cole	Alabama (10/1/2006)	6
5.	Mikayla Shields	Clemson (9/12/2019)	5
	Aubrey Ezell	Radford (9/9/2017)	5
	Cally Plummer	Clemson (9/10/2002)	5
	Ezell, Aubrey	Colorado (11/30/2018)	5
	Katelyn Panzau	George Washington (9/23/2003)	5
	Lynae Vanden Hull	Santa Clara (9/18/2003)	5
	Shonda Cole	LSU (9/23/2005)	5

DIGS

3-SET MATCHES			
Rank	Name	Opponent (Date)	Digs
1.	Hannah Lawing	Furman (9/10/2010)	26
2.	Hannah Lawing	Clemson (9/3/2010)	24
3.	Hannah Lawing	Ole Miss (9/24/2010)	22
	Sarah Cline	Georgia (10/16/2009)	22
5.	Addie Bryant	UCF (9/6/2019)	21
	Mikaela Christiaansen	Kentucky (10/13/13)	21
7.	8x; Last: Aubrey Ezell	Ole Miss (11/16/2018)	20

4-SET MATCHES

Rank	Name	Opponent (Date)	Digs
1.	Mikaela Christiaansen	Georgia (11/23/2014)	33
2.	Yajaira Cadet	North Carolina (12/6/2002)	30
3.	Paige Wheeler	Elon (9/3/2011)	28
	Paige Wheeler	Georgia (11/20/2011)	28
	Dindia Concepcion	Alabama (11/17/2006)	28
	Mikaela Christiaansen	Mississippi State (10/24/2014)	27
7.	Sarah Cline	Harvard (9/12/2009)	26
	Alexis Thomson	Arkansas (9/24/2006)	26
9.	Aubrey Ezell	Tennessee (10/1/2017)	25
	Aubrey Ezell	Auburn (10/18/2017)	25
	Mikayla Shields	Cincinnati (8/30/2019)	25
	Paige Wheeler	LSU (10/7/2011)	25

5-SET MATCHES

Rank	Name	Opponent (Date)	Digs
1.	Hannah Lawing	Mississippi State (11/13/2010)	38
2.	Sarah Cline	Arkansas (11/2/2007)	36
3.	Addie Bryant	Arkansas (10/13/2019)	35
4.	Paige Wheeler	College of Charleston (9/10/2011)	31
	Hannah Lawing	BYU (8/28/2010)	31
6.	KoKo Atoa-Williams	Tennessee (11/19/2014)	27
	Paige Wheeler	LSU (11/13/2011)	27
	Sarah Cline	Rice (9/11/2009)	27
9.	Aubrey Ezell	Maryland (9/8/2018)	26
	Mikael Christiaansen	Ole Miss (9/26/2014)	26
	Sarah Cline	Tennessee (11/11/2007)	26
	Sarah Cline	Maryland (9/1/2007)	26

SOLO BLOCKS

3-SET MATCHES

Rank	Name	Opponent (Date)	Blocks
1.	Teresa Stenlund	Lipscomb (9/11/2010)	5
2.	Belita Salters	VCU (8/31/2007)	4
	Nicole Miller	Mercer (9/3/2005)	4
	Belita Salters	Boston College (8/25/2007)	4
	Alicia Starr	Davidson (9/16/2016)	4

4-SET MATCHES

Rank	Name	Opponent (Date)	Blocks
1.	12x; Last: Claire Edwards	Alabama (11/17/2017)	3

5-SET MATCHES

Rank	Name	Opponent (Date)	Blocks
1.	Mikayla Robinson	Georgia (11/22/2019)	5
2.	Juliette Thevenin	Alabama (11/16/2012)	4
3.	8x; Last: Mikayla Robinson	Texas A&M (11/9/2018)	3

BLOCK ASSISTS

3-SET MATCHES

Rank	Name	Opponent (Date)	Blocks
1.	Darian Dozier	High Point	8
2.	Nicole Miller	Auburn (10/31/2003)	7
	Lauren Ford	Mississippi State (9/24/2004)	7
	Crystal Johnson	Texas A&M-C.C. (8/26/2006)	7
	Belita Salters	Auburn (10/21/2007)	7
	Darian Dozier	Winthrop (9/6/2014)	7
	Mikayla Robinson	Clemson (9/16/2017)	7

4-SET MATCHES

Rank	Name	Opponent (Date)	Blocks
1.	Belita Salters	North Carolina (9/10/2005)	10
	Lauren Ford	Mississippi (10/8/2004)	10
	Berna Dwyer	Georgia (11/17/2002)	10
	Berna Dwyer	Arizona State (9/6/2002)	10

5-SET MATCHES			
Rank	Name	Opponent (Date)	Blocks
1.	Mikayla Robinson	Arkansas (10/13/2019)	13
2.	Jacqy Angermiller	Eastern Kentucky (9/19/2014)	11
	Crystal Johnson	St. John's (9/8/2006)	11
4.	Mikayla Shields	Arkansas (10/13/2019)	10
	Mikayla Robinson	Georgia (9/30/2018)	10

TOTAL BLOCKS

3-SET MATCHES

Rank	Name	Opponent (Date)	Blocks
1.	Belita Salters	Auburn (10/21/2007)	9.0
2.	Darian Dozier	High Point (8/31/2013)	8.0
	Nicole Miller	Mercer (9/3/2005)	8.0
	Teresa Stenlund	UNC-Asheville (9/3/2011)	8.0
5.	14x; Last: Claire Edwards	North Florida (8/26/2017)	7.0

4-SET MATCHES

Opponent (Date)

Rank	Name	Opponent (Date)	Blocks
1.	Lauren Ford	Mississippi (10/8/2004)	13.0
2.	Alicia Starr	Kentucky (10/2/2016)	11.0
	Darian Dozier	Auburn (11/6/2015)	11.0
	Darian Dozier	Jacksonville (8/30/2014)	11.0
	Belita Salters	North Carolina (9/10/2005)	11.0
	Berna Dwyer	Georgia (11/17/2002)	11.0

5-SET MATCHES

Opponent (Date)

Rank	Name	Opponent (Date)	Blocks
1.	Mikayla Robinson	Georgia (11/22/2019)	14.0
2.	Mikayla Robinson	Arkansas (10/13/2019)	13.0
	Crystal Johnson	St. John's (9/8/2006)	13.0
4.	Mikayla Robinson	Georgia (9/30/2018)	11.0
	Jacqy Angermiller	Eastern Kentucky (9/19/2014)	11.0
6.	7x; Last: Mikayla Shields	Arkansas (10/13/2019)	10.0

POINTS SCORED

3-SET MATCHES

Rank	Name	Opponent (Date)	Points
1.	Shonda Cole	Georgia (11/15/2006)	35.0
2.	Shonda Cole	Arkansas (10/27/2006)	24.5
3.	Juliette Thevenin	Montana (8/26/2011)	23.0
4.	Shonda Cole	Texas A&M-C.C. (8/26/2006)	22.0
5.	Juliette Thevenin	Western Carolina (9/20/2013)	21.0
6.	Mikayla Shields	Arkansas (11/29/2019)	20.5
	Mikayla Shields	Mississippi State (11/8/2019)	20.5
	Juliette Thevenin	FIU (8/30/2013)	20.5
	Juliette Thevenin	Georgia (9/14/2012)	20.5
	Mikayla Shields	Davidson (9/16/2016)	20.5
	Shonda Cole	Western Carolina (9/2/2006)	20.5
	Shonda Cole	Mercer (9/3/2005)	20.5
	Shonda Cole	Charlotte (9/6/2005)	20.5

4-SET MATCHES

Opponent (Date)

Rank	Name	Opponent (Date)	Points
1.	Shonda Cole	Florida (9/17/2006)	38.0
2.	Shonda Cole	Tennessee (11/12/2006)	34.0
3.	Shonda Cole	College of Charleston (11/22/2006)	32.0
4.	Shonda Cole	Tennessee (10/6/2006)	29.5
5.	Hannah Lawing	Harvard (9/12/2009)	29.0
6.	Mikayla Shields	Duke (9/2/2017)	28.5
7.	Juliette Thevenin	Robert Morris; 9/21/2013)	27.5
8.	Dessaa Legros	LSU (10/28/2016)	26.5
9.	Mikayla Shields	UNCW 9/1/2017)	26.0
	Niece Curry	LSU (10/6/2002)	26.0
	Shonda Cole	Houston (9/16/2005)	26.0

5-SET MATCHES

Opponent (Date)

Rank	Name	Opponent (Date)	Points
1.	Shonda Cole	TCU (8/25/2006)	41.5
2.	Shonda Cole	Clemson (8/31/2006)	39.5
3.	Shonda Cole	Auburn (9/15/2006)	38.0
4.	Shonda Cole	Alabama (10/1/2006)	37.5
5.	Shonda Cole	St. John's (9/8/2006)	35.5
6.	Mikayla Shields	Missouri (11/8/2017)	33.0
7.	Juliette Thevenin	Alabama (11/16/2012)	32.0
8.	Juliette Thevenin	Clemson (9/6/2013)	31.0
9.	Marija Milosevic	Georgia Bulldogs (10/30/2005)	29.0
	Shonda Cole	Florida State (9/9/2006)	29.0
	Shonda Cole	LSU (9/23/2005)	29.0

PLEASE NOTE: Box scores are only available from 1993 to the present. Limited historical records prior to 1993 were used to compile records as well.

* From 2001 through 2007, sets went to 30 points instead of 25

Current season accomplishments in *italics*

TEAM MATCH RECORDS - RALLY SCORING ERA (SINCE 2001)*

KILLS

3-SET MATCHES

Rank	Opponent (Date)	Kills
1.	Purdue (9/7/2001)	62
2.	Georgia (11/15/2006)	61
3.	Mississippi State (11/3/2002)	60
4.	Georgia (11/2/2001)	59
5.	Mississippi State (10/21/11)	57

4-SET MATCHES

Rank	Opponent (Date)	Kills
1.	Florida (9/17/2006)	82
	Houston (9/16/2005)	82
3.	North Carolina (11/24/2001)	78
4.	Michigan State (8/31/2002)	76
5.	North Carolina (12/6/2002)	73

5-SET MATCHES

Rank	Opponent (Date)	Kills
1.	Arkansas (11/2/2007)	85
2.	Tennessee (11/11/2007)	82
	Maryland (9/1/2007)	82
4.	Auburn (9/14/2007)	81
5.	Auburn (9/15/2006)	80

ATTACKS

3-SET MATCHES

Rank	Opponent (Date)	Attacks
1.	San Diego (9/13/2002)	166
2.	Montana (8/26/2011)	149
3.	Delaware (8/25/2007)	148
4.	College of Charleston (9/15/2005)	146
5.	George Washington (9/1/2007)	144

4-SET MATCHES

Rank	Opponent (Date)	Attacks
1.	Arkansas (10/4/2002)	193
2.	North Carolina (12/6/2002)	192
3.	Michigan State (8/31/2002)	191
4.	North Carolina (11/29/2001)	190
	Arkansas (11/17/2001)	190

5-SET MATCHES

Rank	Opponent (Date)	Attacks
1.	Tennessee (11/11/2007)	241
2.	Arkansas (11/2/2007)	234
3.	Maryland (9/1/2007)	223
4.	Mississippi State (11/13/2010)	220
5.	Georgia (10/19/2007)	212

HITTING PERCENTAGE

3-SET MATCHES

Rank	Opponent (Date)	(K-E-A) Pct.
1.	SC State (10/23/2008)	(50-3-80) .587
2.	Mississippi State (11/23/2008)	(48-3-84) .536
3.	Troy (9/7/2007)	(52-6-92) .500
	Auburn (9/27/2002)	(53-8-90) .500
5.	Western Carolina (9/2/2006)	(51-7-93) .473

4-SET MATCHES

Rank	Opponent (Date)	(K-E-A) Pct.
1.	Mississippi (10/16/2011)	(61-11-127) .394
2.	Stony Brook (8/27/2011)	(64-11-137) .387
	North Carolina (11/24/2001)	(78-18-159) .377
4.	Niagara (9/2/2012)	(58-14-119) .370
5.	Houston (9/16/2005)	(82-15-185) .362

5-SET MATCHES

Rank	Opponent (Date)	(K-E-A) Pct.
1.	Arkansas (11/23/2012)	(68-17-143) .357
2.	Missouri (11/8/2017)	(68-19-143) .343
3.	Michigan State (9/18/2004)	(64-17-143) .329
4.	Clemson (9/13/2019)	(66-17-151) .325
5.	Clemson (9/10/2002)	(74-22-162) .321

OPPONENT HITTING PERCENTAGE

3-SET MATCHES

Rank	Opponent (Date)	(K-E-A) Pct.
1.	S.C. State (8/30/2013)	(16-25-73) -.123
2.	Tennessee (11/8/2002)	(26-28-108) -.019
3.	Loyola (Md.) (8/26/2006)	(17-18-91) -.011
4.	Presbyterian (9/21/2013)	(26-27-94) -.011
5.	Coastal Carolina (9/4/2009)	(22-22-98) .000

4-SET MATCHES

Rank	Opponent (Date)	(K-E-A) Pct.
1.	Charleston Southern (9/19/2015)	(41-32-166) .054
2.	Mississippi State (9/30/2007)	(53-36-181) .094
3.	Rice (9/7/2007)	(52-36-167) .096
4.	Tennessee State (9/1/2006)	(41-27-140) .100
5.	Charlotte (9/4/2018)	(31-20-108) .102

5-SET MATCHES

Rank	Opponent (Date)	(K-E-A) Pct.
1.	Santa Clara (9/18/2003)	(51-39-176) .068
2.	George Washington (9/20/2003)	(49-36-183) .071
3.	Miss State (9/22/2017)	(51-38-165) .079
4.	Eastern Ky. (9/19/2014)	(55-39-188) .085
5.	Alabama (11/16/2012)	(53-32-194) .108

ASSISTS

3-SET MATCHES

Rank	Opponent (Date)	Assists
1.	Georgia (11/15/2006)	58
	Mississippi State (11/3/2002)	58
3.	Purdue (9/7/2001)	56
4.	Mississippi State (10/21/2011)	55
5.	College of Charleston (9/12/2008)	54
	Georgia (11/2/2001)	54

4-SET MATCHES

Rank	Opponent (Date)	Assists
1.	Florida (9/17/2006)	76
2.	Houston (9/16/2005)	71
3.	Arkansas (11/17/2001)	68
	North Carolina (12/6/2002)	68
5.	North Carolina (11/24/2001)	67
	Michigan State (8/31/2002)	67

5-SET MATCHES

Rank	Opponent (Date)	Assists
1.	Arkansas (11/2/2007)	80
2.	Tennessee (11/11/2007)	79
3.	Auburn (9/14/2007)	76
4.	Maryland (9/1/2007)	73
5.	Georgia (10/19/2007)	72

SERVICE ACES

3-SET MATCHES

Rank	Opponent (Date)	Aces
1.	Alabama (9/29/2002)	16
	Creighton (9/7/2002)	16
	Auburn (10/17/2004)	16
4.	Auburn (9/27/2002)	15
5.	3x, Last: Georgia (11/6/2016)	12

4-SET MATCHES

Rank	Opponent (Date)	Aces
1.	Clemson (10/10/2001)	14
2.	Tennessee (10/19/2001)	13
	Auburn (10/16/2005)	13
	The Citadel (9/26/2010)	13
5.	7x, Last: Liberty and Rice (8/31/18)	11

5-SET MATCHES

Rank	Opponent (Date)	Aces
1.	Santa Clara (9/18/2003)	15
2.	George Washington (9/20/2003)	14
3.	Indiana (9/13/2003)	13
4.	Clemson (9/10/2002)	12
5.	3x, Last: BYU (8/28/2010)	11

DIGS

3-SET MATCHES

Rank	Opponent (Date)	Digs
1.	Winthrop (9/10/11)	76
	San Diego (9/13/2002)	76
3.	Montana (8/26/2011)	73
4.	Georgia (10/14/2015)	71
5.	Temple (8/27/11)	67

4-SET MATCHES

Rank	Opponent (Date)	Digs
1.	North Carolina (12/6/2002)	86
2.	Harvard (9/12/2009)	85
3.	Michigan State (8/31/2002)	81
	Charleston (10/14/2015)	81
5.	Alabama (9/15/2006)	80
	Georgia (11/23/2014)	80

5-SET MATCHES

Rank	Opponent (Date)	Digs
1.	Mississippi State (11/13/2010)	114
2.	Arkansas (11/2/2007)	108
3.	Tennessee (11/11/2007)	106
4.	College of Charleston (9/10/2011)	101
5.	Clemson (8/28/2009)	97

TOTAL BLOCKS

3-SET MATCHES

Rank	Opponent (Date)	Total Blocks
1.	Mercer (9/3/2005)	17
2.	Tennessee (11/9/2005)	16
	Auburn (11/24/2019)	16
4.	College of Charleston (8/26/2016)	15
5.	Winthrop (11/26/2005)	14
	Auburn (10/31/2003)	14

4-SET MATCHES

Rank	Opponent (Date)	Total Blocks
1.	Ole Miss (10/8/2004)	21
2.	North Carolina (9/10/2005)	19
	American (12/5/2002)	19
4.	Kansas (9/7/2019)	18
5.	Jacksonville (8/30/2014)	16
	Arizona St. (9/6/2002)	16
	Georgia (11/17/2002)	16

5-SET MATCHES

Rank	Opponent (Date)	Total Blocks
1.	St. John's (9/8/2006)	20
2.	Arkansas (10/13/2019)	18
	Georgia (11/22/2019)	18
4.	Santa Clara (9/18/2003)	17
	Arkansas (9/25/2005)	17
	Eastern Kentucky (9/19/2014)	17

PLEASE NOTE: Box scores are only available from 1993 to the present. Limited historical records prior to 1993 were used to compile records as well.

* From 2001-2007, sets went to 30 points instead of 25

SINGLE-SEASON RECORDS - RALLY SCORING ERA (SINCE 2001)*

KILLS			SERVICE ACES			TOTAL BLOCKS		
#	Name (Year)	Kills	#	Name (Year)	Aces	#	Name (Year)	Total Blocks
1.	Shonda Cole (2006)	703	1.	Aubrey Ezell (2018)	75	1.	Darian Dozier (2014)	141
2.	Juliette Thévenin (2013)	466	2.	Megan Hosp (2002)	53	2.	<i>Mikayla Robinson (2019)</i>	130
3.	Juliette Thévenin (2012)	453	3.	Cally Plummer (2001)	50	3.	Belita Salters (2007)	128
4.	Mikayla Shields (2017)	429		Cally Plummer (2002)	50	4.	Mikayla Robinson (2017)	121
5.	Shonda Cole (2005)	414	5.	Aubrey Ezell (2017)	49	5.	Lauren Ford (2004)	118
6.	Ivana Kujundzic (2008)	401	6.	Aubrey Ezell (2015)	47	6.	Darian Dozier (2013)	115
7.	Shonda Cole (2004)	379		Shonda Cole (2006)	47	7.	Niece Curry (2002)	114
	<i>Mikayla Shields (2019)</i>	379	8.	Megan Laughlin (2007)	42	8.	Nicole Miller (2004)	106
9.	Mikayla Shields (2018)	362		Lynae Vanden Hull (2003)	42	9.	Nicole Miller (2005)	105
10.	Juliette Thévenin (2010)	350	10.	Aubrey Ezell (2016)	41	10.	Darian Dozier (2015)	104
							Belita Salters (2006)	104
							<i>Claire Edwards (2019)</i>	103
KILLS PER SET (Min. 75 Sets)			ACES PER SET (Min. 75 Sets)			BLOCKS PER SET (Min. 75 Sets)		
#	Name (Year)	(K-SP) K/S	#	Name (Year)	(A-SP) A/S	#	Name (Year)	(B-SP) B/S
1.	Shonda Cole (2006)	(703-122) 5.76	1.	Aubrey Ezell (2018)	(75-112) 0.67			
2.	Juliette Thévenin (2013)	(466-102) 4.57	2.	Cally Plummer (2002)	(50-88) 0.57			
3.	Juliette Thévenin (2012)	(453-105) 4.31	3.	Cally Plummer (2001)	(50-92) 0.54			
4.	Shonda Cole (2005)	(414-99) 4.18	4.	Megan Hosp (2002)	(53-99) 0.54	1.	Lauren Ford (2004)	(118-93) 1.27
5.	Shonda Cole (2004)	(379-94) 4.03	5.	Aubrey Ezell (2017)	(49-116) 0.42	2.	<i>Mikayla Robinson (2019)</i>	(130-105) 1.24
6.	Mikayla Shields (2017)	(429-116) 3.70	6.	Aubrey Ezell (2015)	(47-114) 0.41	3.	Belita Salters (2007)	(128-106) 1.21
7.	Cally Plummer (2001)	(339-92) 3.68	7.	Megan Laughlin (2007)	(42-106) 0.40	4.	Darian Dozier (2014)	(141-120) 1.17
8.	Juliette Thévenin (2011)	(321-88) 3.65	8.	Lynae Vanden Hull (2003)	(42-107) 0.39	5.	Niece Curry (2002)	(114-99) 1.15
9.	Juliette Thévenin (2010)	(350-96) 3.65	9.	Aubrey Ezell (2016)	(41-106) 0.39	6.	Nicole Miller (2005)	(105-93) 1.13
10.	Ivana Kujundzic (2008)	(401-111) 3.61	10.	Shonda Cole (2006)	(47-122) 0.39	7.	Nicole Miller (2004)	(106-96) 1.10
						8.	Berna Dwyer (2002)	(102-93) 1.10
						9.	Jacqy Angermiller (2013)	(83-77) 1.08
						10.	Darian Dozier (2013)	(115-108) 1.06
ATTACKS			DIGS			POINTS		
#	Name (Year)	Attacks	#	Name (Year)	Digs	#	Name (Year)	K-SA-BS-BA Points
1.	Shonda Cole (2006)	1,541	1.	Mikaela Christiaansen (2014)	535	1.	Shonda Cole (2006)	703-47-15-76 803.0
2.	Juliette Thévenin (2013)	1,173	2.	Aubrey Ezell (2017)	527	2.	Juliette Thévenin (2013)	466-16-1-36 501.0
3.	Juliette Thévenin (2012)	1,073	3.	Hannah Lawing (2010)	523	3.	Mikayla Shields (2017)	429-2-7-58 495.0
4.	Ivana Kujundzic (2008)	1,051	4.	Sarah Cline (2009)	498	4.	Juliette Thévenin (2012)	453-15-13-24 493.0
5.	Mikayla Shields (2017)	1,045	5.	Paige Wheeler (2011)	475	5.	Shonda Cole (2005)	414-8-13-72 471.0
6.	Koko Atoa-Williams (2014)	991	6.	Paige Wheeler (2012)	414	6.	Ivana Kujundzic (2008)	401-35-15-35 468.5
7.	Shonda Cole (2004)	976	7.	Aubrey Ezell (2018)	406	7.	<i>Mikayla Shields (2019)</i>	379-40-7-59 455.5
8.	Dessaa Legros (2015)	973		<i>Addie Bryant (2019)</i>	406	8.	Shonda Cole (2004)	379-26-7-74 449.0
9.	Shonda Cole (2005)	957	8.	Mikaela Christiaansen (2013)	386	9.	Mikayla Shields (2018)	362-29-9-51 425.5
10.	Ivana Kujundzic (2007)	954	9.	Alexcis Thomson (2006)	385	10.	Niece Curry (2002)	335-25-15-99 424.5
			10.	Sarah Cline (2008)	384			
HITTING PERCENTAGE (Min. 450 Attacks)			DIGS PER SET (Min. 75 Sets)			POINTS PER SET (Min. 75 Sets)		
#	Name (Year)	(K-E-A) Pct.	#	Name (Year)	(D-SP) D/S	#	Name (Year)	(PT-SP) P/S
1.	Niece Curry (2002)	(335-69-658) .404	1.	Hannah Lawing (2010)	(523-107) 4.89	1.	Shonda Cole (2006)	(803.0-122) 6.58
2.	Belita Salters (2008)	(338-80-664) .389	2.	Sarah Cline (2009)	(498-109) 4.57	2.	Juliette Thévenin (2013)	(501.0-102) 4.91
3.	Berna Dwyer (2002)	(299-81-615) .354	3.	Paige Wheeler (2011)	(475-104) 4.57	3.	Shonda Cole (2004)	(449.0-94) 4.78
4.	<i>Mikayla Robinson (2019)</i>	(254-78-520) .338	4.	Aubrey Ezell (2017)	(527-116) 4.54	4.	Shonda Cole (2005)	(471.0-99) 4.76
5.	Belita Salters (2007)	(306-89-657) .330	5.	Mikaela Christiaansen (2014)	(535-123) 4.35	5.	Juliette Thévenin (2012)	(493.0-105) 4.70
6.	<i>Mikayla Shields (2019)</i>	(379-98-867) .324	6.	Paige Wheeler (2012)	(414-106) 3.91	6.	Cally Plummer (2001)	(414.0-92) 4.50
7.	Darian Dozier (2015)	(247-71-561) .314	7.	Sarah Cline (2008)	(384-100) 3.84	7.	<i>Mikayla Shields (2019)</i>	(455.5-106) 4.30
8.	Megan Laughlin (2008)	(256-81-568) .301	8.	<i>Addie Bryant (2019)</i>	(406-106) 3.83	8.	Niece Curry (2002)	(424.5-99) 4.29
9.	Mikayla Shields (2016)	(341-108-757) .308	9.	Sarah Cline (2007)	(384-98) 3.76	9.	Cally Plummer (2002)	(376.0-88) 4.27
10.	Mikayla Robinson (2017)	(260-95-542) .304	10.	Aubrey Ezell (2018)	(406-112) 3.62		Mikayla Shields (2017)	(495.0-116) 4.27
ASSISTS			SOLO BLOCKS			SETS PLAYED		
#	Name (Year)	Assists	#	Name (Year)	Solo Blocks	#	Name (Year)	Sets
1.	Megan Hosp (2002)	1,218	1.	Belita Salters (2007)	33	1.	Mikaela Christiaansen (2014)	123
2.	Aubrey Ezell (2015)	1,167	2.	<i>Mikayla Robinson (2019)</i>	26		Alexcis Thomson (2006)	
3.	Courtney Koehler (2017)	1,123	3.	Megan Laughlin (2007)	23	3.	Dinelia Concepcion (2006)	122
4.	Courtney Koehler (2018)	1,121		Mikayla Robinson (2018)	23		Shonda Cole (2006)	
5.	Bridget Denson-Dorman (2008)	1,120	5.	Darian Dozier (2015)	18	5.	Koko Atoa-Williams (2014)	121
6.	Megan Hosp (2001)	1,113	6.	Nicole Miller (2005)	17	6.	Darian Dozier (2014)	120
7.	Iris Santos (2006)	978		Mikayla Shields (2017)	17	7.	Mikayla Shields (2017)	116
8.	Taylor Bruns (2011)	971		Mikayla Robinson (2017)	17		Courtney Koehler (2017)	116
9.	<i>Courtney Koehler (2019)</i>	962		Claire Edwards (2017)	16		Aubrey Ezell (2017)	116
10.	Taylor Bruns (2012)	953	10.	Five tied with	15	10.	Kellie McNeil (2014)	115
							Mikayla Robinson (2017)	115
							Sarah Cline (2006)	115
ASSISTS PER SET (Min. 75 Sets)			BLOCK ASSISTS					
#	Name (Year)	(A-SP) A/S	#	Name (Year)	Block Assists			
1.	Megan Hosp (2002)	(1,218-99) 12.30	1.	Darian Dozier (2014)	127			
2.	Megan Hosp (2001)	(1,113-92) 12.10	2.	Darian Dozier (2013)	107			
3.	Iris Santos (2006)	(978-86) 11.37		Lauren Ford (2004)	107			
4.	Bridget Denson-Dorman (2008)	(1,120-106) 10.57	4.	Mikayla Robinson (2017)	104			
5.	Aubrey Ezell (2015)	(1,167-114) 10.24		<i>Mikayla Robinson (2019)</i>	104			
6.	Kellie McNeil (2013)	(834-82) 10.17	6.	Niece Curry (2002)	99			
7.	Courtney Koehler (2018)	(1,121-112) 10.01	7.	Belita Salters (2007)	95			
8.	Courtney Koehler (2017)	(1,123-116) 9.68		Nicole Miller (2004)	95			
9.	Taylor Bruns (2011)	(971-102) 9.52	9.	<i>Claire Edwards (2019)</i>	92			
10.	Taylor Bruns (2012)	(953-102) 9.34	10.	Belita Salters (2006)	90			

** From 2001-2007, sets went to 30 points instead of 25*

Current season stats in *italics*

* From 2001-2007, sets went to 30 points instead of 25

Current season stats in *italics*

SINGLE-SEASON SEC-ONLY RECORDS - RALLY SCORING ERA (SINCE 2001)*

KILLS			SERVICE ACES			TOTAL BLOCKS		
#	Name (Year)	Kills	#	Name (Year)	Aces	#	Name (Year)	Total Blocks
1.	Shonda Cole (2006)	495	1.	Aubrey Ezell (2015)	37	1.	Mikayla Robinson (2019)	96
2.	Juliette Thevenin (2012)	295	2.	Aubrey Ezell (2018)	35	2.	Belita Salters (2007)	94
3.	Ivana Kujundzic (2008)	264	3.	Megan Hosp (2002)	34	3.	Mikayla Robinson (2017)	79
4.	Mikayla Shields (2017)	263	4.	Cally Plummer (2002)	32	4.	Ivana Kujundzic (2006)	76
	Ivana Kujundzic (2007)	263	5.	Shonda Cole (2006)	29	5.	Lauren Ford (2004)	75
6.	Juliette Thevenin (2010)	255	6.	Megan Laughlin (2007)	25	6.	Darian Dozier (2014)	74
7.	Shonda Cole (2005)	241		Mikayla Shields (2019)	25	7.	Nicole Miller (2004)	65
8.	Mikayla Shields (2019)	229	8.	Aubrey Ezell (2017)	24	8.	Darian Dozier (2015)	64
9.	Belita Salters (2007)	224		Lynae Vanden Hull (2003)	24	9.	Niece Curry (2002)	63
10.	Belita Salters (2008)	223	10.	Ivana Kujundzic (2008)	23	10.	Mikayla Robinson (2018)	62
KILLS PER SET (Min. 50 Sets)			ACES PER SET (Min. 50 Sets)			BLOCKS PER SET (Min. 50 Sets)		
#	Name (Year)	(K-SP) K/S	#	Name (Year)	(A-SP) A/S	#	Name (Year)	(B-SP) B/S
1.	Shonda Cole (2006)	(435-70) 5.95	1.	Megan Hosp (2002)	(34-53) 0.64	1.	Mikayla Robinson (2019)	(96-60) 1.57
2.	Juliette Thevenin (2012)	(295-67) 4.40	2.	Aubrey Ezell (2015)	(37-67) 0.55	2.	Lauren Ford (2004)	(76-56) 1.34
3.	Juliette Thevenin (2013)	(222-53) 4.19	3.	Aubrey Ezell (2018)	(35-68) 0.51	3.	Belita Salters (2007)	(94-76) 1.24
4.	Shonda Cole (2005)	(241-62) 3.89	4.	Lynae Vanden Hull (2003)	(24-55) 0.44	4.	Niece Curry (2002)	(63-53) 1.19
5.	Shonda Cole (2004)	(207-54) 3.83	5.	Mikayla Shields (2019)	(25-61) 0.41	5.	Nicole Miller (2004)	(65-56) 1.16
6.	Mikayla Shields (2019)	(229-61) 3.75	6.	Shonda Cole (2006)	(29-70) 0.38	6.	Mikayla Robinson (2017)	(79-72) 1.10
7.	Mikayla Shields (2017)	(263-72) 3.65	7.	Megan Laughlin (2007)	(25-76) 0.33		Darian Dozier (2015)	(64-58) 1.10
8.	Juliette Thevenin (2010)	(255-71) 3.59		Aubrey Ezell (2017)	(24-72) 0.33		Berna Dwyer (2002)	(55-50) 1.10
9.	Ivana Kujundzic (2008)	(264-74) 3.57	9.	Lynae Vanden Hull (2004)	(16-50) 0.32	9.	Nicole Miller (2005)	(61-56) 1.09
10.	Ivana Kujundzic (2007)	(263-76) 3.46	10.	Ivana Kujundzic (2008)	(23-70) 0.31	10.	Ivana Kujundzic (2006)	(76-71) 1.07
				Juliette Thevenin (2010)	(22-71) 0.31			
ATTACKS			DIGS			POINTS		
#	Name (Year)	Attacks	#	Name (Year)	Digs	#	Name (Year)	K-SA-BS-BA Points
1.	Shonda Cole (2006)	1,041	1.	Mikaela Christiaansen (2014)	337	1.	Shonda Cole (2006)	435-29-8-45 494.5
2.	Juliette Thevenin (2012)	731	2.	Aubrey Ezell (2017)	332	2.	Juliette Thevenin (2012)	295-10-11-12 322.0
3.	Ivana Kujundzic (2007)	728	3.	Hannah Lawing (2010)	330	3.	Ivana Kujundzic (2008)	264-23-7-27 307.5
4.	Ivana Kujundzic (2008)	714	4.	Paige Wheeler (2011)	309	4.	Mikayla Shields (2017)	263-15-8-33 302.5
5.	Mikayla Shields (2017)	684	5.	Sarah Cline (2009)	303	5.	Ivana Kujundzic (2007)	263-15-4-29 296.5
6.	Juliette Thevenin (2010)	679	6.	Sarah Cline (2008)	290	6.	Juliette Thevenin (2010)	255-22-5-18 291.0
7.	Koko Atoa-Williams (2014)	594	7.	Sarah Cline (2007)	263	7.	Belita Salters (2007)	224-0-17-77 279.5
8.	Juliette Thevenin (2013)	592		Addie Bryant (2019)	263	8.	Mikayla Shields (2019)	229-25-5-39 278.5
9.	Shonda Cole (2005)	590	8.	Alexcis Thomson (2006)	249	9.	Shonda Cole (2005)	241-7-5-46 276.0
10.	Mikayla Shields (2018)	585	9.	Paige Wheeler (2012)	248	10.	Megan Laughlin (2007)	208-25-11-48 268.0
			10.	Aubrey Ezell (2018)	240			
HITTING PERCENTAGE (Min. 300 Attacks)			DIGS PER SET (Min. 50 Sets)			POINTS PER SET (Min. 50 Sets)		
#	Name (Year)	(K-E-A) Pct.	#	Name (Year)	(D-SP) D/S	#	Name (Year)	(PT-SP) P/S
1.	Niece Curry (2002)	(181-34-350) .420	1.	Hannah Lawing (2010)	(330-71) 4.65	1.	Shonda Cole (2006)	(494.5-77) 6.42
2.	Berna Dwyer (2002)	165-40-328) .381	2.	Aubrey Ezell (2017)	(332-72) 4.61	2.	Juliette Thevenin (2012)	(322.0-67) 4.81
3.	Belita Salters (2008)	(223-57-447) .371	3.	Mikaela Christiaansen (2014)	(337-76) 4.43	3.	Shonda Cole (2004)	(248.0-54) 4.59
4.	Mikayla Shields (2019)	(229-53-516) .341	4.	Paige Wheeler (2011)	(309-70) 4.41	4.	Mikayla Shields (2019)	(278.5-61) 4.57
5.	Sam Alban (2002)	(150-29-306) .330	5.	Sarah Cline (2009)	(303-70) 4.33	5.	Juliette Thevenin (2013)	(241.0-53) 4.55
6.	Mikayla Robinson (2019)	(147-45-315) .324	6.	Addie Bryant (2019)	(263-61) 4.31	6.	Shonda Cole (2005)	(276.0-62) 4.45
7.	Belita Salters (2007)	(224-67-489) .321	7.	Sarah Cline (2008)	(290-74) 3.92	7.	Niece Curry (2002)	(230.5-53) 4.35
8.	Darian Dozier (2015)	(84-34-329) .313	8.	Sarah Cline (2007)	(263-68) 3.87	8.	Mikayla Shields (2017)	(302.5-72) 4.20
9.	Mikayla Robinson (2018)	(148-49-328) .302	9.	Yajaira Cadet (2002)	(200-52) 3.85	9.	Berna Dwyer (2002)	(209.5-50) 4.19
10.	Lynae Vanden Hull (2003)	(183-49-454) .295	10.	Paige Wheeler (2012)	(248-67) 3.70	10.	Ivana Kujundzic (2008)	(307.5-74) 4.16
ASSISTS			SOLO BLOCKS			BLOCK ASSISTS		
#	Name (Year)	Assists	#	Name (Year)	Solo Blocks	#	Name (Year)	Block Assists
1.	Bridget Denson-Dorman (2008)	785	1.	Mikayla Robinson (2019)	18	1.	Mikayla Robinson (2019)	78
2.	Courtney Koehler (2017)	706	2.	Belita Salters (2007)	17	2.	Belita Salters (2007)	77
3.	Aubrey Ezell (2015)	677	3.	Mikayla Robinson (2018)	15	3.	Ivana Kujundzic (2006)	72
4.	Courtney Koehler (2018)	675	4.	Mikayla Robinson (2017)	12	4.	Mikayla Robinson (2017)	67
5.	Megan Hosp (2002)	650		Darian Dozier (2015)	12	5.	Lauren Ford (2004)	67
6.	Taylor Bruns (2012)	616	6.	Claire Edwards (2017)	11	6.	Darian Dozier (2014)	66
7.	Taylor Bruns (2011)	599		Juliette Thevenin (2012)	11	7.	Nicole Miller (2004)	59
8.	Courtney Koehler (2019)	582		Megan Laughlin (2007)	11	8.	Belita Salters (2006)	54
9.	Bridget Denson-Dorman (2009)	533		Megan Laughlin (2008)	10		Nicole Miller (2005)	54
10.	Megan Hosp (2001)	531		Niece Curry (2002)	10		Niece Curry (2002)	53
ASSISTS PER SET (Min. 50 Sets)			BLOCK ASSISTS			BLOCK ASSISTS		
#	Name (Year)	(A-SP) A/S	#	Name (Year)	Block Assists	#	Name (Year)	Block Assists
1.	Megan Hosp (2002)	(650-53) 12.26	1.	Mikayla Robinson (2019)	78	1.	Mikayla Robinson (2019)	78
2.	Bridget Denson-Dorman (2008)	(785-73) 10.75	2.	Belita Salters (2007)	77	2.	Belita Salters (2007)	77
3.	Aubrey Ezell (2015)	(677-67) 10.10	3.	Ivana Kujundzic (2006)	72	3.	Ivana Kujundzic (2006)	72
4.	Courtney Koehler (2018)	(675-68) 9.93	4.	Mikayla Robinson (2017)	67	4.	Mikayla Robinson (2017)	67
5.	Courtney Koehler (2017)	(706-72) 9.81		Lauren Ford (2004)	67		Lauren Ford (2004)	67
6.	Taylor Bruns (2012)	(616-64) 9.62	6.	Darian Dozier (2014)	66	6.	Darian Dozier (2014)	66
7.	Katelyn Panzau (2003)	(490-51) 9.61	7.	Nicole Miller (2004)	59	7.	Nicole Miller (2004)	59
8.	Courtney Koehler (2019)	(582-61) 9.54	8.	Belita Salters (2006)	54	8.	Belita Salters (2006)	54
9.	Katelyn Panzau (2004)	(499-56) 8.91		Nicole Miller (2005)	54		Nicole Miller (2005)	54
10.	Taylor Bruns (2011)	(599-69) 8.68	10.	Niece Curry (2002)	53	10.	Niece Curry (2002)	53

PLEASE NOTE: From 2001 through 2007, sets went to 30 points instead of 25.

2002-2005, the SEC season was 16 matches
2006-2012, the SEC season was 20 matches
2013-Present, the SEC season is 18 matches

Current season stats in *italics*

CAREER RECORDS - OVERALL

KILLS

Rank	Name (Years)	Kills
1.	Lori Rowe (1983-86)	1,855
2.	Shonda Cole (2003-06)	1,775
3.	Juliette Thévenin (2010-13)	1,590
4.	Mikayla Shields (2016-)	1,511
5.	Cally Plummer (1998-02)	1,295
6.	Heather Larkin (1994-97)	1,293
7.	Amy Iannocari (1991-94)	1,231
8.	Kim DeNeve (1986-89)	1,179
9.	Ivana Kujundzic (2006-09)	1,133
10.	Berna Dwyer (1999-02)	1,107

KILLS PER SET
(Min. 500 Kills)

Rank	Name (Years)	(K-SP) K/S
1.	Shonda Cole (2003-06)	(1,775-417) 4.26
2.	Juliette Thévenin (2010-13)	(1,590-391) 4.07
3.	Lori Rowe (1983-86)	(1,855-507) 3.66
4.	Kori Ermigarat (1994-95)	(842-233) 3.61
5.	Mikayla Shields (2016-)	(1,511-439) 3.44
6.	Cally Plummer (1998-02)	(1,295-378) 3.42
7.	Heather Larkin (1994-97)	(1,293-395) 3.27
8.	Crystal Moore (1997-99)	(754-240) 3.14
9.	Kim DeNeve (1986-89)	(1,179-381) 3.09
10.	Berna Dwyer (1999-02)	(1,107-366) 3.02

ATTACKS

Rank	Name (Years)	Attacks
1.	Shonda Cole (2003-06)	4,181
2.	Juliette Thévenin (2010-13)	4,076
3.	Lori Rowe (1983-86)	3,874
4.	Mikayla Shields (2016-)	3,574
5.	Amy Iannocari (1991-94)	3,487
6.	Cally Plummer (1998-02)	3,165
7.	Ivana Kujundzic (2006-09)	3,047
8.	Heather Larkin (1994-97)	2,958
9.	Caryn Case (1988-91)	2,936
10.	Lora Myers (1987-90)	2,825

HITTING PERCENTAGE
(Min. 1,000 Attacks)

Rank	Name (Years)	(K-E-A) Pct.
1.	Lori Rowe (1983-86)	(1,855-298-3,874) .402
2.	Ashley Edlund (1995-98)	(517-92-1,200) .354
3.	Niece Curry (2001-03)	(704-213-1,495) .328
4.	Mikayla Robinson (2017-)	(753-256-1581) .314
5.	Belita Salters (2005-08)	(892-299-1,903) .312
6.	Libby Ralston (1989-92)	(699-225-1,572) .302
7.	Mikayla Shields (2016-)	(1511-451-3,574) .297
8.	Sam Alban (1999-02)	(844-316-1,877) .281
9.	Heather Larkin (1994-97)	(1,293-463-2,958) .281
10.	S. Pflughaupt (1986-89)	(1,093-432-2,413) .274

ASSISTS

Rank	Name (Years)	Assists
1.	Ashley Edlund (1995-98)	5,177
2.	Megan Hosp (1999-02)	4,689
3.	Tammy Correll (1987-90)	4,563
4.	Julie Morrison (1984-87)	3,602
5.	Courtney Koehler (2016-)	3,594
6.	Jodi Thompson (1991-94)	3,237
7.	Taylor Bruns (2009-12)	2,858
8.	Shellie Higgins (1983-84)	2,544
9.	Kelly Morrow (1993-96)	2,136
10.	Aubrey Ezell (2015-18)	2,082

ASSISTS PER SET
(Min. 500 Assists)

Rank	Name (Years)	(A-SP) A/S
1.	Megan Hosp (1999-02)	(4,689-387) 12.12
2.	Ashley Edlund (1995-98)	(5,177-430) 12.04
3.	Tammy Correll (1987-90)	(4,563-447) 10.21
4.	Shellie Higgins (1983-84)	(2,544-254) 10.02
5.	Katelyn Panzau (2003-04)	(1,857-194) 9.57
6.	B. Denson-Dorman (2008-09)	(2,044-215) 9.51
7.	Julie Morrison (1984-87)	(3,602-385) 9.36
8.	Courtney Koehler (2016-)	(3,594-431) 8.34
9.	Taylor Bruns (2009-12)	(2,858-377) 7.58
10.	Jodi Thompson (1991-94)	(3,237-495) 6.54

SERVICE ACES

Rank	Name (Years)	Aces
1.	Cally Plummer (1998-02)	233
2.	Teri Montoya (1983-84)	214
3.	Aubrey Ezell (2015-18)	212
4.	Tammy Correll (1987-90)	190
5.	Lori Rowe (1983-86)	186
6.	Jodi Thompson (1991-94)	162
7.	Megan Hosp (1999-02)	132
8.	Ashley Edlund (1995-98)	130
9.	Kim Brown (1983-84)	129
10.	Colleen McKenzie (1985-88)	119

ACES PER SET
(Min. 75 Aces)

Rank	Name (Years)	(A-SP) A/S
1.	Teri Montoya (1983-84)	(214-254) 0.84
2.	Cally Plummer (1998-02)	(233-378) 0.62
3.	Kim Brown (1983-84)	(129-254) 0.51
4.	Aubrey Ezell (2015-18)	(212-448) 0.47
5.	Shellie Higgins (1983-84)	(116-254) 0.46
6.	Tammy Correll (1987-90)	(190-447) 0.43
7.	Lori Rowe (1983-86)	(186-507) 0.37
8.	Crystal Moore (1997-99)	(82-240) 0.34
9.	Megan Hosp (1999-02)	(132-387) 0.34
10.	Jodi Thompson (1991-94)	(162-495) 0.33

DIGS

Rank	Name (Years)	Digs
1.	Sarah Cline (2006-09)	1,464
2.	Diane Denton (1985-88)	1,462
3.	Aubrey Ezell (2015-18)	1,460
4.	Hannah Lawing (2007-10)	1,334
5.	Jodi Thompson (1991-94)	1,332
6.	Amy Iannocari (1991-94)	1,196
7.	Ashley Edlund (1995-98)	1,160
8.	Megan Hosp (1999-02)	1,079
9.	Shani Abshier (1994-97)	1,049
10.	Juliette Thévenin (2010-13)	1,012

DIGS PER SET
(Min. 500 Digs)

Rank	Name (Years)	(D-SP) D/S
1.	Fernanda Laíres (1996-97)	(839-208) 4.03
2.	Mikaela Christiaansen (2013-14)	(921-231) 3.99
3.	Kori Ermigarat (1994-95)	(920-233) 3.95
4.	Paige Wheeler (2010-12)	(1,001-280) 3.58
5.	Sarah Cline (2006-09)	(1,464-422) 3.47
6.	Hannah Lawing (2007-10)	(1,334-398) 3.35
7.	Aubrey Ezell (2015-18)	(1,448-445) 3.26
8.	Crystal Moore (1997-99)	(765-240) 3.19
9.	Diane Denton (1985-88)	(1,462-477) 3.06
10.	Katie Gerst (1992-94)	(986-334) 2.95

SOLO BLOCKS

Rank	Name (Years)	Solo Blocks
1.	Stephanie Pflughaupt (1986-89)	264
2.	Lori Rowe (1983-86)	191
3.	Amy Collinsworth (1990-93)	117
4.	Libby Ralston (1989-92)	110
5.	Jennifer Guess (1990-93)	79
6.	Heather Larkin (1994-97)	74
7.	Mikayla Robinson (2017-)	66
8.	Belita Salters (2005-08)	65
9.	Lorri Anderson (1984-85)	62
10.	Toni Venturini (1984-85)	49

BLOCK ASSISTS

Rank	Name (Years)	Block Assists
1.	Stephanie Pflughaupt (1986-89)	461
2.	Lori Rowe (1983-86)	450
3.	Darian Dozier (2012-15)	380
4.	Amy Collinsworth (1990-93)	358
5.	Heather Larkin (1994-97)	344
6.	Jennifer Guess (1990-93)	328
7.	Lori Drost (1994-97)	306
8.	Belita Salters (2005-08)	305
9.	Sam Alban (1999-02)	285
10.	Mikayla Robinson (2017-)	284

TOTAL BLOCKS

Rank	Name (Years)	Total Blocks
1.	Stephanie Pflughaupt (1986-89)	725
2.	Lori Rowe (1983-86)	641
3.	Amy Collinsworth (1990-93)	475
4.	Darian Dozier (2012-15)	427
5.	Heather Larkin (1994-97)	418
6.	Jennifer Guess (1990-93)	407
7.	Libby Ralston (1989-92)	383
8.	Belita Salters (2005-08)	370
9.	Mikayla Robinson (2017-)	350
10.	Lori Drost (1994-97)	349

BLOCKS PER SET
(Min. 150 Blocks)

Rank	Name (Years)	(B-SP) B/S
1.	Stephanie Pflughaupt (1986-89)	(725-455) 1.59
2.	Dee Fortman (1995-97)	(248-196) 1.27
3.	Lori Rowe (1983-86)	(641-507) 1.26
4.	Sue Little (1983)	(162-131) 1.24
5.	Libby Ralston (1989-92)	(383-310) 1.24
6.	Danika Taylor (1998-99)	(238-206) 1.16
7.	Lauren Ford (2003-05)	(280-251) 1.12
8.	Heather Larkin (1994-97)	(418-395) 1.06
9.	Amy Collinsworth (1990-93)	(475-450) 1.06
10.	Lorri Anderson (1984-85)	(186-178) 1.05

POINTS

Rank	Name (Years)	Points
1.	Lori Rowe (1983-86)	2,457.0
2.	Shonda Cole (2003-06)	2,029.0
3.	Mikayla Shields (2016-)	1,762.5
4.	Juliette Thévenin (2010-13)	1,744.5
5.	Cally Plummer (1998-2002)	1,681.0
6.	Stephanie Pflughaupt (1986-89)	1,679.5
7.	Heather Larkin (1994-97)	1,636.0
8.	Kim DeNeve (1986-89)	1,401.5
9.	Berna Dwyer (1999-2002)	1,399.0
10.	Amy Iannocari (1991-94)	1,386.5

POINTS PER SET
(Min. 750 Points)

Rank	Name (Years)	(P-SP) P/S
1.	Shonda Cole (2003-06)	(2,029.0-417) 4.87
2.	Lori Rowe (1983-86)	(2,457.0-507) 4.85
3.	Juliette Thévenin (2010-13)	(1,744.5-391) 4.46
4.	Cally Plummer (1998-2002)	(1,681.0-378) 4.44
5.	Heather Larkin (1994-97)	(1,636.0-395) 4.14
6.	Kori Ermigarat (1994-95)	(946.5-233) 4.06
7.	Mikayla Shields (2016-)	(1,762.5-439) 4.01
8.	Berna Dwyer (1999-2002)	(1,399.0-366) 3.82
9.	Crystal Moore (1997-99)	(892.5-240) 3.72
10.	Stephanie Pflughaupt (1986-89)	(1,679.5-455) 3.69

NOTE: Box scores are only available from 1993 to the present. Limited records prior to 1993 were also used to compile records.

Current players in *italics*

CAREER RECORDS - RALLY SCORING ERA (SINCE 2001)*

KILLS			SERVICE ACES			TOTAL BLOCKS		
Rank	Name (Years)	Kills	Rank	Name (Years)	Aces	Rank	Name (Years)	Total Blocks
1.	Shonda Cole (2003-06)	1,775	1.	Aubrey Ezell (2015-18)	212	1.	Darian Dozier (2012-Present)	427
2.	Juliette Thévenin (2010-13)	1,590	2.	<i>Mikayla Shields (2016-)</i>	97	2.	Belita Salters (2005-08)	370
3.	<i>Mikayla Shields (2016-)</i>	1,511	3.	Ivana Kujundzic (2006-09)	96	3.	<i>Mikayla Robinson (2017-)</i>	350
4.	Ivana Kujundzic (2006-09)	1,133	4.	Megan Laughlin (2007-10)	95	4.	<i>Claire Edwards (2016-)</i>	309
5.	Megan Laughlin (2007-10)	1,021	5.	Lynae Vanden Hull (2002-06)	94	5.	Shonda Cole (2003-06)	305
6.	Belita Salters (2004-08)	892	6.	Iris Santos (2003-06)	87	6.	Jacqy Angermiller (2013-16)	290
7.	Darian Dozier (2012-15)	808	7.	Sarah Morgan (2002-05)	86	7.	Nicole Miller (2002-05)	281
8.	Dessaa Legros (2013-16)	798	8.	Taylor Bruns (2009-12)	85	8.	Lauren Ford (2003-05)	280
9.	Sarah Blomgren (2012-15)	785	9.	Shonda Cole (2003-06)	81	9.	<i>Mikayla Shields (2016-)</i>	271
10.	Lynae Vanden Hull (2002-06)	747	10.	Juliette Thévenin (2010-13)	77	10.	Megan Laughlin (2007-10)	229
KILLS PER SET (Minimum 200 Sets Played)			ACES PER SET (Min. 200 Sets Played)			BLOCKS PER SET (Min. 200 Sets Played)		
Rank	Name (Years)	K/S	Rank	Name (Years)	A/S	Rank	Name (Years)	B/S
1.	Shonda Cole (2003-06)	4.26	1.	Aubrey Ezell (2015-18)	0.47	1.	Lauren Ford (2003-05)	1.12
2.	Juliette Thévenin (2010-13)	4.07	2.	Lynae Vanden Hull (2002-06)	0.31	2.	<i>Mikayla Robinson (2017-)</i>	1.05
3.	<i>Mikayla Shields (2016-)</i>	3.44	3.	Ivana Kujundzic (2006-09)	0.25	3.	Belita Salters (2004-08)	1.02
4.	Ivana Kujundzic (2006-09)	2.91	4.	Megan Laughlin (2007-10)	0.24	4.	Darian Dozier (2012-15)	1.00
5.	Marija Milosevic (2005-06)	2.64	5.	Iris Santos (2003-06)	0.24	5.	Nicole Miller (2002-05)	0.91
6.	Megan Laughlin (2007-10)	2.59	6.	Taylor Bruns (2009-12)	0.23	6.	Jacqy Angermiller (2013-16)	0.90
7.	Dessaa Legros (2013-16)	2.49	7.	Marija Milosevic (2005-06)	0.22	7.	<i>Claire Edwards (2016-)</i>	0.82
8.	Belita Salters (2004-08)	2.45	8.	Lauren Ford (2003-05)	0.22	8.	Shonda Cole (2003-06)	0.73
9.	Lynae Vanden Hull (2002-06)	2.43	9.	Sarah Morgan (2002-05)	0.22	9.	Teresa Stenlund (2008-11)	0.63
10.	Lauren Ford (2003-05)	2.37	10.	<i>Mikayla Shields (2016-)</i>	0.22	10.	<i>Mikayla Shields (2016-)</i>	0.62
				Cara Howley (2010-12)	0.21			
ATTACKS			DIGS			POINTS		
Rank	Name (Years)	Attacks	Rank	Name (Years)	Digs	Rank	Name (Years)	Points
1.	Shonda Cole (2003-06)	4,181	1.	Sarah Cline (2006-09)	1,464	1.	Shonda Cole (2003-06)	2,029.0
2.	Juliette Thévenin (2010-13)	4,076	2.	Aubrey Ezell (2015-18)	1,460	2.	<i>Mikayla Shields (2016-)</i>	1,762.5
3.	<i>Mikayla Shields (2016-)</i>	3,574	3.	Hannah Lawing (2007-10)	1,334	3.	Juliette Thévenin (2010-13)	1,744.5
4.	Ivana Kujundzic (2006-09)	3,047	4.	Juliette Thévenin (2010-13)	1,012	4.	Ivana Kujundzic (2006-09)	1,345.0
5.	Megan Laughlin (2007-10)	2,556	5.	Paige Wheeler (2010-12)	1,001	5.	Megan Laughlin (2007-10)	1,253.5
6.	Koko Atoa-Williams (2013-16)	2,436	6.	Sarah Morgan (2002-05)	972	6.	Belita Salters (2004-08)	1,120.5
7.	Dessaa Legros (2013-16)	2,293	7.	Dinelia Concepcion (2005-08)	948	7.	Darian Dozier (2012-15)	1,065.0
8.	Hannah Lawing (2007-10)	2,232	8.	Mikaela Christiaansen (2013-14)	921	8.	<i>Mikayla Robinson (2017-)</i>	961.0
9.	Sarah Morgan (2002-05)	2,067	9.	Megan Kirkland (2013-16)	918	9.	Lynae Vanden Hull (2002-06)	926.5
10.	Lynae Vanden Hull (2002-06)	2,063	10.	<i>Mikayla Shields (2016-)</i>	896	10.	Sarah Blomgren (2012-15)	891.0
HITTING PERCENTAGE (Min. 1,000 Attacks)			DIGS PER SET (Min. 200 Sets Played)			POINTS PER SET (Min. 200 Sets Played)		
Rank	Name (Years)	(K-E-A) Pct.	Rank	Name (Years)	D/S	Rank	Name (Years)	P/S
1.	Niece Curry (2001-03)	(704-213-1,495) .328	1.	M. Christiaansen (2013-14)	3.99	1.	Shonda Cole (2003-06)	4.87
2.	<i>Mikayla Robinson (2017-)</i>	(753-256-1581) .314	2.	Paige Wheeler (2010-12)	3.58	2.	Juliette Thévenin (2010-13)	4.46
3.	Belita Salters (2005-08)	(892-299-1,903) .312	3.	Sarah Cline (2006-09)	3.47	3.	<i>Mikayla Shields (2016-)</i>	4.01
4.	<i>Mikayla Shields (2016-)</i>	(1,511-451-3574) .297	4.	Hannah Lawing (2007-10)	3.35	4.	Ivana Kujundzic (2006-09)	3.46
5.	Darian Dozier (2012-15)	(808-274-1,984) .269	5.	Aubrey Ezell (2015-18)	3.26	5.	Lauren Ford (2003-05)	3.22
6.	<i>Claire Edwards (2016-)</i>	(617-230-1506) .257	6.	<i>Addie Bryant (2018-)</i>	2.74	6.	Megan Laughlin (2007-10)	3.18
7.	Cara Howley (2010-12)	(479-191-1,123) .256	7.	Megan Kirkland (2013-16)	2.60	7.	Belita Salters (2004-08)	3.08
8.	Megan Laughlin (2007-10)	(1,021-381-2,556) .250	8.	Juliette Thévenin (2010-13)	2.59	8.	Marija Milosevic (2005-06)	3.02
9.	Lauren Ford (2003-05)	(596-260-1,349) .249	9.	Dinelia Concepcion (2005-08)	2.53	9.	Lynae Vanden Hull (2002-06)	3.02
	Juliette Thévenin (2010-13)	(1,590-575-4,076) .249	10.	Bethanie Thomas (2011-12)	2.51	10.	<i>Mikayla Robinson (2017-)</i>	2.89
ASSISTS			SOLO BLOCKS			MATCHES PLAYED		
Rank	Name (Years)	Assists	Rank	Name (Years)	Solo Blocks	Rank	Name (Years)	Matches
1.	<i>Courtney Koehler (2016-)</i>	3,594	1.	<i>Mikayla Robinson (2017-)</i>	66	1.	Darian Dozier (2012-15)	122
2.	Taylor Bruns (2009-12)	2,858	2.	Belita Salters (2005-08)	65	2.	Aubrey Ezell (2015-18)	121
3.	Aubrey Ezell (2015-18)	2,082	3.	Darian Dozier (2012-2015)	47	3.	Sarah Cline (2006-09)	120
4.	Bridget Denson-Dorman (2008-09)	2,044		<i>Claire Edwards (2016-)</i>	47		<i>Mikayla Shields (2017-)</i>	120
5.	Iris Santos (2003-06)	2,040	5.	Megan Laughlin (2007-10)	46		<i>Courtney Koehler (2017-)</i>	120
6.	Katelyn Panzau (2003-04)	1,857	6.	Shonda Cole (2003-06)	41	6.	Taylor Bruns (2009-12)	117
7.	Kellie McNeil (2013-14)	1,535	7.	<i>Mikayla Shields (2016-)</i>	38	7.	Shonda Cole (2003-06)	116
8.	Petra Lorenzi (2005-08)	1,248	8.	Nicole Miller (2002-05)	37	8.	Dinelia Concepcion (2005-08)	114
9.	Jordan Bradosky (2007-10)	1,039	9.	Jacqy Angermiller (2013-16)	36		Hannah Lawing (2007-10)	114
10.	Alexcis Thomson (2003-06)	576	10.	Teresa Stenlund (2008-11)	32		<i>Claire Edwards (2016-)</i>	114
ASSISTS PER SET (Min. 200 Sets Played)			BLOCK ASSISTS			SETS PLAYED		
Rank	Name (Years)	A/S	Rank	Name (Years)	Block Assists	Rank	Name (Years)	Sets
1.	B. Denson-Dorman (2008-09)	9.51	1.	Darian Dozier (2012-15)	380	1.	Aubrey Ezell (2015-18)	448
2.	<i>Courtney Koehler (2016-)</i>	8.34	2.	Belita Salters (2005-08)	305	2.	<i>Mikayla Shields (2017-)</i>	439
3.	Taylor Bruns (2009-12)	7.58	3.	<i>Mikayla Robinson (2017-)</i>	284	3.	<i>Courtney Koehler (2017-)</i>	431
4.	Iris Santos (2003-06)	5.51	4.	Shonda Cole (2003-06)	264	4.	Darian Dozier (2012-15)	427
5.	Aubrey Ezell (2015-18)	4.65	5.	<i>Claire Edwards (2016-)</i>	262	5.	Sarah Cline (2006-09)	422
6.	Petra Lorenzi (2005-08)	4.07	6.	Jacqy Angermiller (2013-16)	254	6.	Shonda Cole (2003-06)	417
7.	Jordan Bradosky (2007-10)	3.78	7.	Lauren Ford (2003-05)	250	7.	Hannah Lawing (2007-10)	398
			8.	Nicole Miller (2002-05)	244	8.	Megan Laughlin (2007-10)	394
			9.	<i>Mikayla Shields (2016-)</i>	233	9.	Juliette Thévenin (2010-13)	391
			10.	Megan Laughlin (2007-10)	183	10.	Sarah Morgan (2002-05)	390

*- Players listed have not played a single season before 2001, when the scoring format changed from sidout to rally. From 2001-07, sets went to 30 points instead of 25. Current players in *italics*

FRESHMAN RECORDS (SINCE 2001)

Matches Played: Sarah Cline, 32 (2006)
Sets Played: Sarah Cline, 115 (2006)

Kills

1. Juliette Thévenin, 2010350
2. Mikayla Shields, 2016341
3. Taylr McNeil, 2014324

Kills Per Set

1. Juliette Thévenin, 20103.65
2. Mikayla Shields, 20163.17
3. Taylr McNeil, 20143.04

Attacks

1. Taylr McNeil, 2014935
2. Juliette Thévenin, 2010934
3. Lynae Vanden Hull, 2003847

Hitting Percentage (Min. 250 Attacks)

1. Mikayla Shields, 2016 (.309)
2. Mikayla Robinson, 2017 (.304)
3. Megan Laughlin, 2003 (.286)

Assists

1. Aubrey Ezell, 20151167
2. Katelyn Panzau, 20031069
3. Jordan Bradosky, 2007651

Assists Per Set (Min. 150 Assists)

1. Aubrey Ezell, 201510.24
2. Katelyn Panzau, 200310.18
3. Helen Recaborde, 20136.93

Service Aces

1. Aubrey Ezell, 201547
2. Lynae Vanden Hull, 200342
- Megan Laughlin, 200742

Aces Per Set (Min. 25 Aces)

1. Aubrey Ezell, 20150.41
2. Megan Laughlin, 20070.40
3. Lynae Vanden Hull, 20030.39

Digs

1. Aubrey Ezell, 2015309
2. Bethanie Thomas, 2011259
3. Gabrielle Rubeis, 2013246

Digs Per Set (Min. 150 Digs)

1. Hannah Lawing, 20072.93
2. Aubrey Ezell, 20152.71
3. Bethanie Thomas, 20112.62

Solo Blocks

1. Megan Laughlin, 200723
2. Mikayla Robinson, 201717
3. Alicia Starr, 201614

Block Assists

1. Mikayla Robinson, 2017104
2. Ivana Kujundzic, 200680
3. Megan Laughlin, 200775
- Jacqy Angermiller, 201375

Total Blocks

1. Mikayla Robinson, 2017121
2. Megan Laughlin, 200798
3. Ivana Kujundzic, 200685

Blocks Per Set (Min. 50 Blocks)

1. Alicia Starr, 20161.18
2. Jacqy Angermiller, 20131.08
3. Mikayla Robinson, 20171.05

SOPHOMORE RECORDS (SINCE 2001)

Matches Played: Four tied with 32
Sets Played: Koko Atoa-Williams, 121 (2014)

Kills

1. Mikayla Shields, 2017429
2. Shonda Cole, 2004379
3. Ivana Kujundzic, 2007349

Kills Per Set

1. Shonda Cole, 20044.03
2. Mikayla Shields, 20173.70
3. Juliette Thévenin, 20113.65

Attacks

1. Mikayla Shields, 20171,045
2. Koko Atoa-Williams, 2014991
3. Shonda Cole, 2004976

Hitting Percentage (Min. 250 Attacks)

1. Niece Curry, 2002 (.404)
2. Frankie Vain, 2011 (.320)
3. Megan Laughlin, 2008 (.308)

Assists

1. Courtney Koehler, 20171,123
2. Kellie McNeil, 2013834
3. Katelyn Panzau, 2004788

Assists Per Set (Min. 150 Assists)

1. Kellie McNeil, 201310.17
2. Courtney Koehler, 20179.68
3. Katelyn Panzau, 20048.85

Service Aces

1. Aubrey Ezell, 201641
2. Hannah Lawing, 200832
3. Three tied31

Aces Per Set (Min. 25 Aces)

1. Aubrey Ezell, 20160.39
2. Katelyn Panzau, 20040.35
3. Lauren Ford, 20030.31

Digs

1. Paige Wheeler, 2011475
2. Sarah Cline, 2007368
3. Dinelia Concepcion, 2006288

Digs Per Set (Min. 150 Digs)

1. Paige Wheeler, 20114.57
2. Sarah Cline, 20073.76
3. Katelyn Panzau, 20042.61

Solo Blocks

1. Mikayla Robinson, 201823
2. Mikayla Shields, 201717
3. Niece Curry, 200215

Block Assists

1. Darian Dozier, 2013107
2. Niece Curry, 200299
3. Belita Salters, 200690

Total Blocks

1. Darian Dozier, 2013115
2. Niece Curry, 2002114
3. Belita Salters, 2006104

Blocks Per Set (Min. 50 Blocks)

1. Niece Curry, 20021.15
2. Crystal Johnson, 20051.10
3. Darian Dozier, 20131.06

JUNIOR RECORDS (SINCE 2001)

Matches Played: Paige Wheeler, 32 (2012)
Sets Played: Darian Dozier, 120 (2014)

Kills

1. Juliette Thévenin, 2012453
2. Shonda Cole, 2005414
3. Ivana Kujundzic, 2008401

Kills Per Set

1. Juliette Thévenin, 20124.31
2. Shonda Cole, 20054.18
3. Cally Plummer, 20013.68

Attacks

1. Juliette Thévenin, 20121,073
2. Ivana Kujundzic, 20081,051
3. Dessaa Legros, 2015973

Hitting Percentage (Min. 250 Attacks)

1. Mikayla Robinson, 2019 (.338)
2. Belita Salters, 2007 (.330)
3. Sam Alban, 2001 (.298)

Assists

1. Bridgette Denson-Dorman, 20081120
2. Megan Hosp, 20011113
3. Courtney Koehler, 20181,121

Assists Per Set (Min. 150 Assists)

1. Megan Hosp, 200112.10
2. Bridgette Denson-Dorman, 200810.57
3. Courtney Koehler, 201810.01

Service Aces

1. Cally Plummer, 200150
2. Aubrey Ezell, 201749
3. Ivana Kujundzic, 200835

Aces Per Set (Min. 25 Aces)

1. Cally Plummer, 20010.54
2. Aubrey Ezell, 20170.42
3. Iris Santos, 20050.33

Digs

1. Aubrey Ezell, 2017527
2. Paige Wheeler, 2012414
3. Michaela Christiaansen, 2013386

Digs Per Set (Min. 150 Digs)

1. Aubrey Ezell, 20174.54
2. Paige Wheeler, 20123.91
3. Sarah Cline, 20083.84

Solo Blocks

1. Belita Salters, 200733
2. Mikayla Robinson, 201926
3. Ivana Kujundzic, 200815
- Niece Curry, 200315

Block Assists

1. Darian Dozier, 2014127
2. Lauren Ford, 2003107
3. Mikayla Robinson, 2019104

Total Blocks

1. Darian Dozier, 2014141
2. Mikayla Robinson, 2019130
3. Belita Salters, 2007128

Blocks Per Set (Min. 50 Blocks)

1. Lauren Ford, 20041.27
2. Mikayla Robinson, 20191.24
3. Belita Salters, 20071.21

SENIOR RECORDS (SINCE 2001)

Matches Played: Cole, Thomson, 32 (2006)
Sets Played: Alexcis Thomson, 123 (2006)

Kills

1. Shonda Cole, 2006703
2. Juliette Thévenin, 2013466
3. Mikayla Shields, 2019379

Kills Per Set

1. Shonda Cole, 20065.76
2. Juliette Thévenin, 20134.57
3. Mikayla Shields, 20193.58

Attacks

1. Shonda Cole, 20061,541
2. Juliette Thévenin, 20131,173
3. Mikayla Shields, 2019867

Hitting Percentage (Min. 250 Attacks)

1. Belita Salters, 2008 (.389)
2. Berna Dwyer, 2002 (.354)
3. Mikayla Shields, 2019 (.324)

Assists

1. Megan Hosp, 20021,218
2. Iris Santos, 2006978
3. Courtney Koehler, 2019962

Assists Per Set (Min. 150 Assists)

1. Megan Hosp, 200212.30
2. Iris Santos, 200611.37
3. Taylor Bruns, 20129.34

Service Aces

1. Aubrey Ezell, 201875
2. Megan Hosp, 200253
3. Shonda Cole, 200647

Aces Per Set (Min. 25 Aces)

1. Aubrey Ezell, 20180.69
2. Cally Plummer, 20020.57
3. Megan Hosp, 20020.54

Digs

1. Mikaela Christiaansen, 2014535
2. Hannah Lawing, 2010523
3. Sarah Cline, 2009498

Digs Per Set (Min. 150 Digs)

1. Hannah Lawing, 20104.89
2. Sarah Cline, 20094.57
3. Mikaela Christiaansen, 20144.35

Solo Blocks

1. Darian Dozier, 201518
2. Nicole Miller, 200517
3. Shonda Cole, 200615
- Belita Salters, 200815

Block Assists

1. Claire Edwards, 201992
2. Berna Dwyer, 200288
- Nicole Miller, 200588

Total Blocks

1. Nicole Miller, 2005107
2. Darian Dozier, 2015104
3. Claire Edwards, 2019103

Blocks Per Set (Min. 50 Blocks)

1. Nicole Miller, 20051.13
2. Berna Dwyer, 20021.10
3. Darian Dozier, 20151.01



TOM MENDOZA || HEAD COACH

- Helped the Gamecocks reach the NCAA tournament in 2018
- Previously led High Point to NCAA tournament berths in 2016 and 2017
- 2017 Big South Coach of the Year and AVCA Southeast Region Coach of the Year
- Worked for six seasons at Creighton, helping the Bluejays reach the NCAA tournament five times
- Part of staff at Creighton that brought in the 11th-ranked recruiting class for 2015

Tom Mendoza is in his second season as the head coach for the South Carolina volleyball program, and already has made program history as the first Gamecock coach to lead the team to back-to-back NCAA tournament trips in their first two seasons at the helm. He has totaled 39 wins so far in his first two seasons, matching that of the program's all-time wins leader Kim Hudson back in 1993-94.

The team's 19 wins so far in 2019 rank only behind Mendoza's 20-win team in 2018 for the most wins in a single season over the program's last decade of action, and the 11 wins in SEC play are the most since 2008. Mikayla Shields and Mikayla Robinson both earned All-SEC honors for the second year in a row; the Gamecocks had not put multiple student-athletes on the all-conference list in back-to-back seasons since 2002.

In his debut effort in the fall of 2018, he guided the team to its first NCAA tournament appearance in 16 years and an eight-win improvement from 2017. The Gamecocks jumped over 100 spots in the RPI rankings from year-to-year, and capped the season with a win over Colorado in the first round of the NCAA tournament, the team's fifth tournament win in 46 seasons. The team's 20 wins were the most since 2008. In SEC play, the team went from 5-13 to 10-8, its highest win total in a decade. In the post-season of year one, Mikayla Shields and Mikayla Robinson made the All-SEC team, and Shields made the AVCA's All-Region and Honorable Mention All-America teams.

Mendoza became the 13th head coach in Gamecock volleyball history on Jan. 3, 2018, coming to Columbia after two seasons as head coach at High Point University, where he led the Panthers to 47 wins and back-to-back NCAA tournament appearances.

"Tom is a teacher and strategist who has been successful in his coaching career recruiting and developing young volleyball players to become outstanding student-athletes," South Carolina Director of Athletics Ray Tanner said after making the appointment. "I am looking forward to the impact that he will have on our volleyball program."

Mendoza's High Point team won 24 matches in 2017, the second-most in the program's Division I era. Thanks to an ambitious non-conference schedule that included wins over Oklahoma, Georgia and Ohio, the Panthers were in rare company as a mid-major program earning an at-large bid to the NCAA tournament. It was the team's third NCAA berth overall, and was the first volleyball at-large bid in Big South Conference history. In the postseason, Mendoza was named Big South Coach of the Year and the American Volleyball Coaches Association (AVCA) Southeast Region Coach of the Year for his efforts.

Before taking over at High Point, Mendoza helped lay the foundation for one of the top indoor program in the country - Creighton University. He was with the Bluejays from 2010 to 2015, and rose to the role of associate head coach and recruiting coordinator during his final three seasons.

During his six years in Omaha, Mendoza helped the program win 20 or more matches five times, with five conference titles, five NCAA Tournament bids and a berth in the NCAA Sweet 16 in 2015. High Point and Creighton had one combined NCAA appearance in its respective histories before his arrival.

His stops before Creighton included one season at Evansville as an assistant, and two seasons as a volunteer coach with Michigan State. The Spartans made the Sweet 16 in 2007, his first season on staff.

The Buffalo Grove, Ill. native was a three-year letter winner at Newman University and a one-year letter winner at Lewis University, and was a NAIA All-American as a setter. He received his bachelor's degree in management information systems from Lewis in 2007. Mendoza is joined in Columbia by his wife, Megan. The couple has two dogs, Jay and Ace.



HEAD COACHING RECORD

Year	School	Overall			Conference			Finish
		W	L	PCT	W	L	PCT	
2016	High Point	23	10	.697	11	5	.688	2nd
2017	High Point	24	8	.750	16	0	1.000	1st
2018	South Carolina	20	10	.667	10	8	.556	5th
2019	South Carolina	19	11	.633	11	7	.611	6th
TOTAL		86	39	.688	48	20	.706	

THE MENDOZA TIMELINE

Coaching

2018-present	Head coach, South Carolina
2016-2017	Head coach, High Point
2013-2015	Associate head coach/recruiting coordinator, Creighton
2010-12	Assistant coach, Creighton
2009	Assistant coach, Evansville
2007-2008	Volunteer coach, Michigan State

Education

2007	B.A., Management Information Systems, Lewis
------	---



1 CLAIRE EDWARDS

6-2 || SENIOR || MB || SPORT/ENTERTAINMENT MANAGEMENT || COLUMBIA, S.C. (RIVER BLUFF)

SEASON HIGHS	
Kills	12, Texas A&M (11/27)
Attempts	21, Texas A&M (11/27)
Hit. % (Min. 5 Kills)	.727, Pitt (8/31)
Assists	1, Charlotte (9/10)
Aces	3, Auburn (9/29)
Digs	4, Georgia (9/29)
Solo Blocks	2, 3x, last at Texas A&M (10/11)
Block Assists	6, 2x, last vs. Albany (9/8)
Total Blocks	8, Kansas (9/7)

CAREER HIGHS	
Kills	13, Texas Tech (9/16/17)
Attempts	32, Texas Tech (9/16/17)
Hit. % (Min. 5 Kills)	.727, Pitt (8/31/19)
Assists	1, 7x, last vs. Charlotte (9/10/19)
Aces	3, 3x, last vs. Auburn (9/29/19)
Digs	5, Texas Tech (9/16/17)
Solo Blocks	3, 2x, last vs. LSU (9/23/18)
Block Assists	6, 7x, last vs. Albany (9/8/19)
Total Blocks	8, Kansas (9/7/19)

2019 HIGHLIGHTS

- Named the SEC Defensive Player of the Week after recording 17 blocks and 23 kills over 10 sets at the UCF Challenge (9/8), her first weekly SEC honor.
- Had a career-high eight total blocks (two solo) and added eight kills in the win over Kansas (9/7).
- Hit .727 with eight kills against No. 12 Pittsburgh (8/31).
- Set a season high with 10 kills - hitting .471 - and three aces against Auburn (9/29).
- Totaled a season-high 12 kills and hit .381 against Texas A&M, adding three blocks and an ace (11/27).

CAREER STATISTICS

YEAR	SP	MP	KILL	K/S	ERR	ATT	PCT	AST	A/S	SA	SA/S	SE	DIG	D/S	RE	BS	BA	TB	B/S	BE	BHE	PTS	PT/S
2016	63	26	79	1.25	23	177	.316	1	0.02	4	0.06	7	3	0.05	0	8	46	54	0.86	5	0	114.0	1.81
2017	93	26	156	1.68	75	392	.207	2	0.02	12	0.13	39	35	0.35	0	16	58	74	0.73	4	3	235.0	2.33
2018	111	30	184	1.66	81	483	.213	3	0.03	14	0.13	41	16	0.14	1	12	66	78	0.70	11	1	243.0	2.19
2019	104	30	177	1.70	45	413	.320	2	0.02	19	0.18	38	23	0.22	0	11	92	103	0.99	7	2	253.0	2.43
TOTAL	379	114	617	1.63	230	1506	.257	8	0.02	50	0.13	130	77	0.20	1	47	262	309	0.82	27	6	845.0	2.23



2 ADDIE BRYANT

5-7 || SENIOR || DS/LIBERO || PUBLIC RELATIONS || SAN ANTONIO, TEXAS (SAN JACINTO JC)

CAREER HIGHS	
Kills	1, 3x, last vs. Arkansas (11/29)
Attempts	3, UCF (9/6)
Hit. % (Min. 5 Kills)	-
Assists	7, Kansas (9/7)
Aces	2, 2x, last vs. Alabama (10/27)
Digs	35, Arkansas (10/13)
Serves Received	35, Arkansas (10/13)

CAREER HIGHS	
Kills	1, 2x, last vs. Alabama (10/27/19)
Attempts	3, UCF (9/6/19)
Hit. % (Min. 5 Kills)	-
Assists	7, Kansas (9/7/19)
Aces	3, Georgia (10/21/18)
Digs	35, Arkansas (10/13/19)
Serves Received	38, Missouri (11/2/18)

2019 HIGHLIGHTS

- Recorded 21 digs in just three sets vs. UCF, the highest dig total for a Gamecock in a three-set match since 2013 (9/6).
- Had one of the best individual performances ever for a Gamecock libero finishing with 35 digs, 35 serve receptions and two service aces at Arkansas. The 35 digs are the third-highest total for a single match in program history, and most since 2007 (10/13).
- Finished with 17 digs, 20 serve receptions without an error, and two service aces in a sweep of Tennessee (10/25).

CAREER STATISTICS

YEAR	SP	MP	KILL	K/S	ERR	ATT	PCT	AST	A/S	SA	SA/S	SE	DIG	D/S	RE	BS	BA	TB	B/S	BE	BHE	PTS	PT/S
2018	110	30	1	0.01	0	5	.200	30	0.27	7	0.06	39	175	1.72	21	0	0	0	0.00	0	0	7.0	0.07
2019	106	30	3	0.03	4	17	-.059	89	0.84	8	0.08	29	406	3.83	17	0	0	0	0.00	0	0	11.0	0.10
TOTAL	216	60	4	0.02	4	22	.000	119	0.55	15	0.07	68	592	2.74	41	0	0	0	0.00	0	0	19.0	0.09



3 JESS VASTINE

6-0 || JUNIOR || OH/LS || EXERCISE SCIENCE || WITTMANN, ARIZ. (MILLENNIUM)

SEASON HIGHS	
Kills	16, 2x, last vs. Maryland (9/20)
Attempts	53, Arkansas (10/13)
Hit. % (Min. 5 Kills)	.556, Albany (9/8)
Assists	5, Kansas (9/7)
Aces	3, 2x, last at Mississippi State (11/8)
Digs	17, Arkansas (10/13)
Solo Blocks	2, Texas A&M (10/11)
Block Assists	4, Auburn (11/24)
Total Blocks	5, Auburn (11/24)

CAREER HIGHS	
Kills	16, Cleveland St. (8/31/19)
Attempts	53, Arkansas (10/13/19)
Hit. % (Min. 5 Kills)	.571, Clemson (9/16/17)
Assists	5, Kansas (9/7/19)
Aces	3, 3x, last at Miss. State (11/8/19)
Digs	20, Texas A&M (11/9/18)
Solo Blocks	2, Texas A&M (10/11/19)
Block Assists	4, 3x, last at Auburn (11/24/19)
Total Blocks	5, Auburn (11/24/19)

2019 HIGHLIGHTS

- Helped the team comeback to defeat Kansas, recording 14 kills, 14 digs and five assists over four sets (9/7).
- Made the UCF Challenge all-tournament team, finishing with 26 kills and 25 digs over the 10 sets played.
- Matched her career high with 16 kills and added 13 digs and four assists in the team's win over Maryland (9/20).
- Career-high two solo blocks at Texas A&M (10/11).
- Led the team with 15 kills along with a season-high 17 digs in a win at Arkansas (10/13).

CAREER STATISTICS

YEAR	SP	MP	KILL	K/S	ERR	ATT	PCT	AST	A/S	SA	SA/S	SE	DIG	D/S	RE	BS	BA	TB	B/S	BE	BHE	PTS	PT/S
2017	87	29	42	0.48	22	158	.127	20	0.23	11	0.13	11	111	1.28	26	0	14	14	0.16	1	0	60.0	0.69
2018	104	30	135	1.30	61	430	.172	23	0.22	10	0.10	19	190	1.83	34	1	21	22	0.21	5	0	156.5	1.50
2019	106	30	200	1.89	100	664	.151	38	0.36	24	0.23	27	210	1.98	31	6	37	43	0.41	10	0	248.5	2.34
TOTAL	297	89	377	1.27	183	1252	.155	81	0.27	45	0.15	57	511	1.72	91	7	72	79	0.27	16	0	465.0	1.57



4 LAUREN BOWERS

5-5 || SOPHOMORE || DS/LIBERO || PRE-NURSING || SIMPSONVILLE, S.C. (SHANNON FOREST CHRISTIAN)

SEASON HIGHS

Kills	-
Attempts	3, Kansas (9/7)
Hit. % (Min. 5 Kills)	-
Assists	3, Cleveland St. (8/31)
Aces	2, LSU (11/1)
Digs	14, Cleveland St. (8/31)
Serves Received	24, Cleveland St. (8/31)

CAREER HIGHS

Kills	-
Attempts	3, Kansas (9/7/19)
Hit. % (Min. 5 Kills)	-
Assists	3, Cleveland St. (8/31/19)
Aces	2, LSU (11/1/19)
Digs	14, Cleveland St. (8/31/19)
Serves Received	24, Cleveland St. (8/31/19)

2019 HIGHLIGHTS

- Set career highs for digs (14) and assists (3) in the team's five-set victory vs. Cleveland State (8/31).
- Dropped in a pair of aces and added five digs in a sweep of LSU (11/1).
- Perfect on 14 serve receptions and added four digs against No. 17 Kentucky (11/15).

CAREER STATISTICS

YEAR	SP	MP	KILL	K/S	ERR	ATT	PCT	AST	A/S	SA	SA/S	SE	DIG	D/S	RE	BS	BA	TB	B/S	BE	BHE	PTS	PT/S
2018	47	18	0	0.00	0	1	.000	1	0.02	1	0.02	2	32	0.68	0	0	0	0	0.00	0	0	1.0	0.02
2019	62	23	0	0.00	0	3	.000	8	0.13	4	0.06	4	71	1.15	15	0	0	0	0.00	0	0	4.0	0.06
TOTAL	109	41	0	0.00	0	4	.000	9	0.08	5	0.05	6	103	0.94	15	0	0	0	0.00	0	0	5.0	0.05



6 COURTNEY KOEHLER

5-11 || SENIOR || SETTER || SPORT/ENTERTAINMENT MANAGEMENT || ASHEVILLE, N.C. (A.C. REYNOLDS)

SEASON HIGHS

Kills	4, 5x, last at Georgia (11/22)
Attempts	9, Georgia (11/22)
Hit. % (Min. 5 Kills)	-
Assists	55, Cleveland St. (8/31)
Aces	2, 3x, last at Arkansas (10/13)
Digs	14, Georgia (11/22)
Solo Blocks	1, 4x, last at Auburn (11/24)
Block Assists	6, Georgia (11/22)
Total Blocks	6, Georgia (11/22)

CAREER HIGHS

Kills	6, 3x, last at Rice (8/31/18)
Attempts	12, Texas A&M (11/9/18)
Hit. % (Min. 5 Kills)	.625, Ga. Southern (9/15/17)
Assists	60, Colorado (11/30/18)
Aces	6, Texas A&M (11/9/18)
Digs	15, Maryland (9/8/18)
Solo Blocks	2, Miami (Ohio) (9/8/17)
Block Assists	6, Georgia (11/22/19)
Total Blocks	6, Georgia (11/22/19)

2019 HIGHLIGHTS

- Became the program's rally-scoring era record holder for career assists in the team's win over Charlotte (9/10).
- Recorded another double-double in the win over Maryland, with 40 assists and 10 digs. (9/20)
- Passed 3,000 career assists in the team's win over High Point, the sixth Gamecock to reach the milestone (9/22).
- Had a terrific all-around match at Arkansas, with two aces, four kills, 10 digs and 44 assists (10/13).
- Reached a personal best for a three-set match with 42 assists, adding 11 digs in a win at Ole Miss (11/10).

CAREER STATISTICS

YEAR	SP	MP	KILL	K/S	ERR	ATT	PCT	AST	A/S	SA	SA/S	SE	DIG	D/S	RE	BS	BA	TB	B/S	BE	BHE	PTS	PT/S
2016	97	30	1	0.01	4	11	-.273	388	4.00	12	0.12	9	105	1.08	1	0	2	2	0.02	1	5	14.0	0.14
2017	116	30	83	0.72	16	203	.330	1123	9.68	23	0.20	27	219	1.89	0	10	33	43	0.37	11	36	132.5	1.14
2018	112	30	55	0.49	19	167	.216	1121	10.01	21	0.19	24	205	1.83	0	5	40	45	0.40	13	24	101.0	0.90
2019	106	30	60	0.57	9	137	.372	962	9.08	17	0.16	34	206	1.94	1	4	42	46	0.43	9	25	102.0	0.96
TOTAL	431	120	199	0.46	48	518	.292	3594	8.34	73	0.17	94	735	1.71	2	19	117	136	0.32	34	90	349.5	0.81



7 MCKENZIE MOORMAN

6-1 || FRESHMAN || OH/LS || BUSINESS || ELMHURST, ILL. (FENWICK)

SEASON/CAREER HIGHS

Kills	12, Alabama (10/27)
Attempts	17, Alabama (10/27)
Hit. % (Min. 5 Kills)	.706, Alabama (10/27)
Assists	1, Ole Miss (11/10)
Aces	-
Digs	1, 5x, last at Ole Miss (11/10)
Solo Blocks	1, Alabama (10/27)
Block Assists	2, 3x, last vs. Tennessee (10/25)
Total Blocks	3, Tennessee (10/25)

SEASON HIGHLIGHTS

- Recorded her first collegiate kill for the winning point against Albany (9/8).
- Came in as a sub at No. 13 Florida and recorded three kills and two blocks (10/16).
- Had one of the best single-game performances ever by a Gamecock freshman vs. Alabama, hitting .706 with 12 kills and three total blocks in three sets vs. the Tide (10/27).
- Named SEC Freshman of the Week (10/28).

BEFORE SOUTH CAROLINA

- Earned four letters at Fenwick
- Won the regional title all four seasons with the Friars.
- Named to All-Conference first team for three years.
- Named to the Senior Aces Top 150 list.
- Under Armour All-American Honorable Mention.
- Played club volleyball for 1st Alliance and was named to the watch list for the JVA's All-National team.

CAREER STATISTICS

YEAR	SP	MP	KILL	K/S	ERR	ATT	PCT	AST	A/S	SA	SA/S	SE	DIG	D/S	RE	BS	BA	TB	B/S	BE	BHE	PTS	PT/S
2019	25	14	52	2.08	17	115	.304	1	0.04	0	0.00	1	6	0.26	0	1	7	8	0.35	3	0	55.5	2.39
TOTAL	25	14	52	2.08	17	115	.304	1	0.04	0	0.00	1	6	0.26	0	1	7	8	0.35	3	0	55.5	2.39



8 MIKAYLA SHIELDS

6-0 || SENIOR || RS/OH || BIOLOGICAL SCIENCES || ORLANDO, FLA. (LAKE NONA)

SEASON HIGHS

Kills	24, Georgia (11/22)
Attempts	50, Georgia (11/22)
Hit. % <small>(Min. 5 Kills)</small>	.640, LSU (11/1)
Assists	3, Mississippi State (11/8)
Aces	5, Clemson (9/12)
Digs	25, Cincinnati (8/30)
Solo Blocks	1, 7x, last at Ole Miss (11/10)
Block Assists	10, Arkansas (10/13)
Total Blocks	10, Arkansas (10/13)

CAREER HIGHS

Kills	29, Missouri (11/8/17)
Attempts	61, LSU (11/18/18)
Hit. % <small>(Min. 5 Kills)</small>	.640, LSU (11/1/19)
Assists	3, 5x, last at Mississippi State (11/8/19)
Aces	6, 2x, last at Texas A&M (11/19/17)
Digs	25, Cincinnati (8/30/19)
Solo Blocks	2, 3x, last vs. Missouri (11/8/17)
Block Assists	10, Arkansas (10/13/19)
Total Blocks	10, Arkansas (10/13/19)

2019 HIGHLIGHTS

- Set a career high with 25 digs against Cincinnati (8/30), also adding 15 kills.
- Recorded a kill/block double-double at Arkansas, finishing with 11 kills and a career-high 10 blocks (10/13).
- Hit .640 with 17 kills in just three sets against LSU, also adding six digs and a solo block (11/1).
- Posted back-to-back double-doubles in the team's road sweeps at Mississippi State and Ole Miss.
- Reached 1,500 career kills in the season finale against Arkansas (11/29).

CAREER STATISTICS

YEAR	SP	MP	KILL	K/S	ERR	ATT	PCT	AST	A/S	SA	SA/S	SE	DIG	D/S	RE	BS	BA	TB	B/S	BE	BHE	PTS	PT/S
2016	105	30	341	3.25	108	757	.308	7	0.07	8	0.08	7	116	1.10	5	5	65	70	0.67	13	1	386.5	3.68
2017	116	30	429	3.70	132	1045	.284	24	0.21	20	0.17	43	283	2.44	22	17	58	75	0.65	15	4	495.0	4.27
2018	112	30	362	3.23	113	905	.275	24	0.21	29	0.26	43	270	2.41	1	9	51	60	0.54	13	4	425.5	3.79
2019	106	30	379	3.58	98	867	.324	23	0.22	40	0.38	69	227	2.14	0	7	59	66	0.62	12	5	455.5	4.29
TOTAL	439	120	1511	3.44	451	3574	.297	78	0.18	97	0.22	162	896	2.04	28	38	233	271	0.62	53	14	1762.5	4.01



10 CAMILLA COVAS

5-6 || FRESHMAN || DS/LIBERO || INTL' BUSINESS || SAN JUAN, PUERTO RICO (ACADEMIA MARIA REINA)

SEASON/CAREER HIGHS

Kills	-
Attempts	-
Hit. % <small>(Min. 5 Kills)</small>	-
Assists	-
Aces	2, Wisconsin (9/13)
Digs	3, Wisconsin (9/13)
Serves Received	11, Wisconsin (9/13)

SEASON HIGHLIGHTS

- Made her collegiate debut against Cleveland State (8/31).
- Recorded two digs against Kansas (9/7).
- Stepped into a big spot against No. 9 Wisconsin, and posted two service aces, three digs and 11 serves received (9/13).

BEFORE SOUTH CAROLINA

- A four year member of the Academia Maria Reina high school team.
- Puerto Rico High School Athletic Alliance All Star Team member.
- Won the PRHSAA league title as a junior and finished second as a senior.

CAREER STATISTICS

YEAR	SP	MP	KILL	K/S	ERR	ATT	PCT	AST	A/S	SA	SA/S	SE	DIG	D/S	RE	BS	BA	TB	B/S	BE	BHE	PTS	PT/S
2019	17	8	0	0.00	0	0	.000	0	0.00	2	0.12	3	6	0.35	3	0	0	0	0.00	0	0	2.0	0.12
TOTAL	17	8	0	0.00	0	0	.000	0	0.00	2	0.12	3	6	0.35	3	0	0	0	0.00	0	0	2.0	0.12



11 MIKAYLA ROBINSON

6-2 || JUNIOR || MB || BROADCAST JOURNALISM || WEST DUNDEE, ILL. (HARVEST CHRISTIAN ACADEMY)

SEASON HIGHS

Kills	15, Cincinnati (8/30)
Attempts	28, 2x, last vs. Cleveland State (8/31)
Hit. % <small>(Min. 5 Kills)</small>	.667, Albany (9/8)
Assists	2, Missouri (11/17)
Aces	-
Digs	2, 4x, last at Georgia (11/22)
Solo Blocks	5, Georgia (11/22)
Block Assists	13, Arkansas (10/13)
Total Blocks	14, Georgia (11/22)

CAREER HIGHS

Kills	16, Maryland (9/8/18)
Attempts	32, Radford (9/9/17)
Hit. % <small>(Min. 5 Kills)</small>	.846, Mercer (8/25/17)
Assists	2, Missouri (11/17/19)
Aces	-
Digs	2, 8x, last at Georgia (11/22/19)
Solo Blocks	5, Georgia (11/22/19)
Block Assists	13, Arkansas (10/13/19)
Total Blocks	14, Georgia (11/22/19)

2019 HIGHLIGHTS

- Led the team with 10 kills and a .571 hitting percentage against No. 9 Wisconsin (9/13).
- Hit .611 with a team-high 12 kills and added five blocks in a sweep of Mississippi State (10/6).
- Blocked 13 balls at Arkansas, adding 11 kills for her second career double-double (10/13).
- Earned SEC Offensive Player of the Week (10/28).
- Totaled 23 blocks over eight sets in wins at Georgia and Auburn, earning her SEC Player of the Week (11/25).

CAREER STATISTICS

YEAR	SP	MP	KILL	K/S	ERR	ATT	PCT	AST	A/S	SA	SA/S	SE	DIG	D/S	RE	BS	BA	TB	B/S	BE	BHE	PTS	PT/S
2017	115	30	260	2.26	95	542	.304	5	0.04	0	0.00	0	10	0.09	1	17	104	121	1.05	6	0	329.0	2.86
2018	112	30	239	2.13	83	519	.301	1	0.01	0	0.00	0	16	0.14	1	23	76	99	0.88	17	0	300.0	2.68
2019	105	30	254	2.42	78	520	.338	3	0.03	0	0.00	0	20	0.19	1	26	104	130	1.24	11	0	332.0	3.16
TOTAL	332	90	753	2.27	256	1581	.314	9	0.03	0	0.00	0	46	0.14	3	66	284	350	1.05	34	0	961.0	2.89



12 HOLLY EASTRIDGE

6-3 || FRESHMAN || RS/OPP || PHARMACEUTICAL SCIENCES || AVON, IND. (AVON)

SEASON/CAREER HIGHS

Kills 10, High Point (9/22)
Attempts 17, High Point (9/22)
Hit. % ^(Min. 5 Kills) .625, Kennesaw St. (9/22)
Assists -
Aces -
Digs 1, 6x, last vs. Mississippi St. (10/6)
Solo Blocks 1, 2x, last vs. Mississippi St. (10/6)
Block Assists 4, Kennesaw St. (9/12)
Total Blocks 4, 2x, last vs. Mississippi St. (10/6)

SEASON HIGHLIGHTS

- Made her collegiate debut against No. 12 Pitt, recording her first career kill (8/31).
- Blocked a season high four attacks against Kennesaw St. (9/22).
- Recorded her first career double-digit game for kills, putting away 10 in the win over High Point (9/22).
- Finished with four blocks in a three-set sweep of Mississippi State (10/6).

BEFORE SOUTH CAROLINA

- All-county honoree for each of her four seasons at Avon High School, making the all-conference team three times and was all-district as a junior and senior.
- Helped Avon win four regional titles and the 2017 Indiana state championship.
- Made the Senior Aces Top 150 recruits list.
- Played club volleyball at Circle City, and was a USAV Club All-American in 2017 with her 17U team.
- Finished in the top five at the USAV Nationals in 2014, 2015 and 2017.

CAREER STATISTICS

YEAR	SP	MP	KILL	K/S	ERR	ATT	PCT	AST	A/S	SA	SA/S	SE	DIG	D/S	RE	BS	BA	TB	B/S	BE	BHE	PTS	PT/S
2019	53	20	48	0.91	21	126	.214	0	0.00	0	0.00	0	6	0.11	0	2	19	21	0.40	0	1	59.5	1.11
TOTAL	53	20	48	0.91	21	126	.214	0	0.00	0	0.00	0	6	0.11	0	2	19	21	0.40	0	1	59.5	1.11



13 KAELY ANN THOMPSON

5-9 || SOPHOMORE || DS/SETTER || EXERCISE SCIENCE || GREENVILLE, S.C. (ST. JOSEPH'S CATHOLIC)

SEASON HIGHS

Kills -
Attempts 1, Pitt (8/30)
Hit. % ^(Min. 5 Kills) -
Assists -
Aces -
Digs 1, 2x, last at Arkansas (10/13)
Serves Received -

CAREER HIGHS

Kills -
Attempts 1, Pitt (8/30/19)
Hit. % ^(Min. 5 Kills) -
Assists -
Aces -
Digs 1, 3x, last at Arkansas (10/13)
Serves Received -

2019 HIGHLIGHTS

- Has 14 sets played, coming in as a serve specialist.

CAREER STATISTICS

YEAR	SP	MP	KILL	K/S	ERR	ATT	PCT	AST	A/S	SA	SA/S	SE	DIG	D/S	RE	BS	BA	TB	B/S	BE	BHE	PTS	PT/S
2018	5	3	0	0.00	0	0	.000	0	0.00	0	0.00	0	1	0.20	0	0	0	0	0.00	0	0	0.0	0.00
2019	15	10	0	0.00	0	1	.000	0	0.00	0	0.00	1	2	0.13	0	0	0	0	0.00	0	0	0.0	0.00
TOTAL	20	13	0	0.00	0	1	.000	0	0.00	0	0.00	1	3	0.15	0	0	0	0	0.00	0	0	0.0	0.00



14 BRITTANY MCLEAN

6-1 || SENIOR || OH/LS || COMMUNICATIONS || ROSEMOUNT, MINN. (MINNESOTA)

SEASON HIGHS

Kills 16, Maryland (9/20)
Attempts 32, Arkansas (10/13)
Hit. % ^(Min. 5 Kills) .481, Maryland (9/20)
Assists 2, Clemson (9/12)
Aces 2, Albany (9/8)
Digs 6, UCF (9/6)
Solo Blocks 1, Kansas (9/7)
Block Assists 6, Kansas (9/7)
Total Blocks 7, Kansas (9/7)

CAREER HIGHS (AT CAROLINA)

Kills 18, 3x, last at LSU (11/18/18)
Attempts 51, Maryland (9/8/18)
Hit. % ^(Min. 5 Kills) .481, Maryland (9/20/19)
Assists 2, 3x, last at Clemson (9/12/19)
Aces 3, Charlotte (9/4/18)
Digs 6, 4x, last at UCF (9/6/19)
Solo Blocks 2, 3x, last vs. Colorado (11/30/18)
Block Assists 6, Kansas (9/7/19)
Total Blocks 7, Kansas (9/7/19)

2019 HIGHLIGHTS

- Hit .364 with six kills against No. 12 Pittsburgh (8/31).
- Set a career high with seven total blocks against Kansas, also adding a season-high 10 kills over four sets (9/7).
- Dropped two aces in the sweep of Albany (9/8).
- Hit a career-best .481 with 16 kills in the team's five-set win over Maryland (9/20).
- Came off the bench to lead the team to a win at Georgia, putting down 11 kills with four blocks (11/22).

CAREER STATISTICS

YEAR	SP	MP	KILL	K/S	ERR	ATT	PCT	AST	A/S	SA	SA/S	SE	DIG	D/S	RE	BS	BA	TB	B/S	BE	BHE	PTS	PT/S
2016*	1	1	1	1.00	1	2	.000	0	0.00	0	0.00	0	0	0.00	0	0	0	0	0.00	0	0	1	1.00
2017*	18	8	32	1.78	13	105	.181	1	0.06	0	0.00	0	10	0.56	1	0	6	6	0.33	0	0	35	1.94
TOTAL	19	9	33	1.74	14	107	.178	1	0.05	0	0.00	0	10	0.52	1	0	6	6	0.31	0	0	36	1.89
*at Minnesota																							
YEAR	SP	MP	KILL	K/S	ERR	ATT	PCT	AST	A/S	SA	SA/S	SE	DIG	D/S	RE	BS	BA	TB	B/S	BE	BHE	PTS	PT/S
2018	110	30	301	2.74	132	812	.208	12	0.11	9	0.08	20	72	0.65	13	9	21	30	0.27	4	0	329.5	2.99
2019	88	26	164	1.86	76	472	.186	6	0.07	6	0.07	12	48	0.55	29	3	31	34	0.39	3	1	188.5	2.14
TOTAL	198	56	465	2.35	208	1284	.200	18	0.09	15	0.08	32	120	0.61	42	12	52	64	0.32	7	1	518.0	2.62



15 ANNA HOLMAN

5-8 || FRESHMAN || DS/LIBERO || BUSINESS || MURRIETA, CALIF. (MURRIETA VALLEY)

SEASON/CAREER HIGHS

Kills	-
Attempts	-
Hit. % <small>(Min. 5 Kills)</small>	-
Assists	-
Aces	-
Digs	-
Serves Received	3, Albany (9/8)

SEASON HIGHLIGHTS

- Made her collegiate debut against Albany (9/8).

BEFORE SOUTH CAROLINA

- Four-year varsity starter at Murrieta Valley, leading the team to the CIF playoffs in all four seasons.
- Graduated in the top two percent of her class.
- Three-time All-League honoree.
- Selected twice to the CIF-Southern Section First Team.
- Played club volleyball at Forza1 VB, where she served as captain for two years.

CAREER STATISTICS

YEAR	SP	MP	KILL	K/S	ERR	ATT	PCT	AST	A/S	SA	SA/S	SE	DIG	D/S	RE	BS	BA	TB	B/S	BE	BHE	PTS	PT/S
2019	1	1	0	0.00	0	0	.000	0	0.00	0	0.00	0	0	0.00	0	0	0	0	0.00	0	0	0.0	0.00
TOTAL	1	1	0	0.00	0	0	.000	0	0.00	0	0.00	0	0	0.00	0	0	0	0	0.00	0	0	0.0	0.00



19 AMARI WILSON

6-3 || SOPHOMORE || MB/RS || PSYCHOLOGY || ALLEN, TEXAS (ALLEN)

SEASON HIGHS

Kills	1, Charlotte (9/10)
Attempts	3, Charlotte (9/10)
Hit. % <small>(Min. 5 Kills)</small>	-
Assists	-
Aces	-
Digs	-
Solo Blocks	-
Block Assists	-
Total Blocks	-

CAREER HIGHS

Kills	1, 2x, last vs. Charlotte (9/10/19)
Attempts	3, Charlotte (9/10/19)
Hit. % <small>(Min. 5 Kills)</small>	-
Assists	-
Aces	-
Digs	2, LSU (11/18/18)
Solo Blocks	-
Block Assists	1, Arkansas (10/17/18)
Total Blocks	1, Arkansas (10/17/18)

2019 HIGHLIGHTS

- Made her season debut against Charlotte, getting a kill on three attempts (9/10).

CAREER STATISTICS

YEAR	SP	MP	KILL	K/S	ERR	ATT	PCT	AST	A/S	SA	SA/S	SE	DIG	D/S	RE	BS	BA	TB	B/S	BE	BHE	PTS	PT/S
2018	5	3	1	0.20	1	3	.000	0	0.00	0	0.00	0	2	0.40	0	0	1	1	0.20	0	0	1.5	0.20
2019	1	1	1	1.00	1	3	.000	0	0.00	0	0.00	0	0	0.00	0	0	0	0	0.00	0	0	1.0	1.00
TOTAL	6	4	2	0.33	2	6	.000	0	0.00	0	0.00	0	2	0.33	0	0	1	1	0.17	0	0	2.5	0.33



20 ALICIA STARR

6-0 || SENIOR || LS/MB || EXERCISE SCIENCE || BLUE SPRINGS, MO. (BLUE SPRINGS)

SEASON HIGHS

Kills	7, Missouri (11/17)
Attempts	22, Missouri (11/17)
Hit. % <small>(Min. 5 Kills)</small>	.278, Cleveland St. (8/31)
Assists	1, 8x, last vs. Texas A&M (11/27)
Aces	3, Arkansas (11/29)
Digs	15, Cincinnati (8/30)
Solo Blocks	1, Auburn (9/29)
Block Assists	2, 2x, last at Missouri (11/17)
Total Blocks	2, 2x, last at Missouri (11/17)

CAREER HIGHS

Kills	12, Duke (9/2/17)
Attempts	37, Mississippi State (11/24/17)
Hit. % <small>(Min. 5 Kills)</small>	.833, Davidson (9/16/16)
Assists	3, Texas Tech (9/16/17)
Aces	3, Arkansas (11/29/19)
Digs	15, Cincinnati (8/30/19)
Solo Blocks	4, Davidson (9/16/16)
Block Assists	9, Kentucky (9/2/16)
Total Blocks	11, Kentucky (10/2/16)

2019 HIGHLIGHTS

- Set a career high with 15 digs in the match against Cincinnati (8/30).
- Totaled 22 digs and 36 serves received with just one reception error over 12 sets in the Gamecock Invitational (9/20-22).
- Finished with seven kills and five digs in her final game in her home state of Missouri (11/17).
- Set a career high with three aces in the regular season final against Arkansas (11/29).

CAREER STATISTICS

YEAR	SP	MP	KILL	K/S	ERR	ATT	PCT	AST	A/S	SA	SA/S	SE	DIG	D/S	RE	BS	BA	TB	B/S	BE	BHE	PTS	PT/S
2016	71	25	80	1.13	17	189	.333	2	0.03	8	0.11	4	25	0.35	0	14	66	80	1.13	8	0	135.0	1.90
2017	86	26	154	1.79	55	488	.203	16	0.19	3	0.03	13	107	1.24	15	5	46	51	0.59	6	0	185.0	2.15
2018	23	11	24	1.04	8	82	.195	4	0.17	1	0.04	9	22	0.96	5	1	2	3	0.13	1	0	27.0	1.17
2019	73	23	30	0.41	10	93	.215	8	0.11	8	0.11	23	95	1.30	25	1	6	7	0.10	1	0	42.0	0.58
TOTAL	253	85	288	1.14	90	852	.232	30	0.12	20	0.08	49	249	0.98	45	21	120	141	0.56	16	0	389.0	1.54



22 COURTNEY WEBER

6-1 || R-FRESHMAN || SETTER || CHEMISTRY || CONCORD, N.C. (COX MILL)

SEASON/CAREER HIGHS

Kills	-
Attempts	2, Clemson (9/12)
Hit. % (Min. 5 Kills)	-
Assists	14, High Point (9/22)
Aces	-
Digs	9, Kansas (9/7)
Solo Blocks	-
Block Assists	-
Total Blocks	-

SEASON HIGHLIGHTS

- Moved into a new setting role in the second week of the season, averaging 2.6 assists and 1.5 digs per set at the UCF Challenge.
- Averaged just under three assists over 12 sets played at the Gamecock Invitational (9/20-22)

BEFORE SOUTH CAROLINA

- Led North Carolina in assists as a junior and senior setter at Cox Mill High School.
- Was named a Senior Ace by PrepVolleyball.
- As a junior, she was a finalist for PrepVolleyball's National Junior of the Year award and was a high school all-american.
- Named the 2016 conference player of the year and helped the Chargers win the 3A state championship.
- Played for Carolina Juniors Volleyball Club, making the USAV Junior Nationals in both 2016 and 2017.

CAREER STATISTICS

YEAR	SP	MP	KILL	K/S	ERR	ATT	PCT	AST	A/S	SA	SA/S	SE	DIG	D/S	RE	BS	BA	TB	B/S	BE	BHE	PTS	PT/S
2018	-	-	-	-	-	-	-	-	-	-	-	-	-	-	-	-	-	-	-	-	-	-	-
2019	52	19	0	0.00	0	3	.000	125	2.40	0	0.00	0	57	1.10	0	0	0	0	0.00	0	3	0.0	0.00
TOTAL	52	19	0	0.00	0	3	.000	125	2.40	0	0.00	0	57	1.10	0	0	0	0	0.00	0	3	0.0	0.00



23 GABBY BROWN

6-0 || FRESHMAN || RS/OPP || BIOLOGICAL SCIENCES || SUMMERFIELD, N.C. (ROCKINGHAM COUNTY)

SEASON/CAREER HIGHS

Kills	1, Albany (9/8)
Attempts	1, 2x, last vs. Charlotte (9/10)
Hit. % (Min. 5 Kills)	-
Assists	-
Aces	-
Digs	1, Albany (9/8)
Solo Blocks	-
Block Assists	-
Total Blocks	-

SEASON HIGHLIGHTS

- Made her collegiate debut against Albany, recording a kill and a dig (9/8).

BEFORE SOUTH CAROLINA

- Earned four letters in volleyball and swimming at Rockingham County High School.
- Three-time All-Conference honoree, three-time team MVP and earned the MidState Conference Player of the Year award.
- Was the first player in Rockingham County High School history to surpass 1,000 career kills.
- Led the team to two state tournament appearances.
- Played club volleyball at Triangle, helping the team qualify for three Junior National Championships.

CAREER STATISTICS

YEAR	SP	MP	KILL	K/S	ERR	ATT	PCT	AST	A/S	SA	SA/S	SE	DIG	D/S	RE	BS	BA	TB	B/S	BE	BHE	PTS	PT/S
2019	3	3	1	0.33	0	2	.500	0	0.00	0	0.00	0	1	0.33	0	0	0	0	0.00	0	0	1.0	0.33
TOTAL	3	3	1	0.33	0	2	.500	0	0.00	0	0.00	0	1	0.33	0	0	0	0	0.00	0	0	1.0	0.33



24 KYLEE STOKES

6-1 || FRESHMAN || MB/RS || EXERCISE SCIENCE || PHOENIX, ARIZ. (PINNACLE)

SEASON/CAREER HIGHS

Kills	4, Cleveland St. (8/31)
Attempts	13, Cleveland St. (8/31)
Hit. % (Min. 5 Kills)	~.231, Cleveland St. (8/31)
Assists	-
Aces	1, 2x, last at Florida (10/16)
Digs	1, 3x, last vs. Charlotte (9/10)
Solo Blocks	1, Pitt (8/31)
Block Assists	3, Pitt (8/31)
Total Blocks	4, Pitt (8/31)

SEASON HIGHLIGHTS

- Made her collegiate debut in the season opener against Cincinnati (8/30).
- Recorded four total blocks and a pair of kills against No. 12 Pittsburgh (8/31).
- Had a service ace and a kill at No. 13 Florida (10/16).

BEFORE SOUTH CAROLINA

- Lettered in volleyball, beach volleyball and track and field at Pinnacle High School.
- Three-time All-Region honoree for volleyball, including a place on the first team as a senior.
- Team MVP as a senior.
- Named to the Senior Aces Top 150 list.
- Won the 15s Open National Champion with her AZ Storm Elite Club team.
- Triple Crown Champion in 2018 with her club's 17s team.

CAREER STATISTICS

YEAR	SP	MP	KILL	K/S	ERR	ATT	PCT	AST	A/S	SA	SA/S	SE	DIG	D/S	RE	BS	BA	TB	B/S	BE	BHE	PTS	PT/S
2019	15	8	8	0.53	7	20	.050	0	0.00	2	0.13	5	3	0.20	0	1	5	6	0.40	2	0	13.5	0.87
TOTAL	15	8	8	0.53	7	20	.050	0	0.00	2	0.13	5	3	0.20	0	1	5	6	0.40	2	0	13.5	0.87



#1 CLAIRE EDWARDS
SENIOR || COLUMBIA, SC



#2 ADDIE BRYANT
SR. || SAN ANTONIO, TX



#3 JESS VASTINE
JR. || WITTMANN, AZ




#4 LAUREN BOWERS
SO. || SIMPSONVILLE, SC



#6 COURTNEY KOEHLER
SR. || ASHEVILLE, NC



#7 MCKENZIE MOORMAN
FR. || ELMHURST, ILL



#8 MIKAYLA SHIELDS
SR. || ORLANDO, FLA



#10 CAMILLA COVAS
FR. || SAN JUAN, PUERTO RICO



#11 MIKAYLA ROBINSON
JR. || WEST DUNDEE, ILL



#12 HOLLY EASTRIDGE
FR. || AVON, IND



#13 KAELY THOMPSON
SO. || GREENVILLE, SC



#14 BRITTANY MCLEAN
SR. || ROSEMOUNT, MINN



#15 ANNA HOLMAN
FR. || MURRIETA, CALIF



#19 AMARI WILSON
SO. || ALLEN, TX



#20 ALICIA STARR
SR. || BLUE SPRINGS, MO



#22 COURTNEY WEBER
R-FR. || CONCORD, NC



#23 GABBY BROWN
FR. || SUMMERFIELD, NC



#24 KYLEE STOKES
FR. || PHOENIX, AZ




COACHES AND SUPPORT STAFF



Tom Mendoza
Head Coach
Second Season



Shonda Wallace
Assistant Coach
Sixth Season



Ethan Pheister
Assistant Coach
Second Season



Megan Mendoza
Director of Operations



Keith Scruggs
Strength and Conditioning



Jenn Herod
Head Athletic Trainer



Madison Treece
Graduate Assistant