



GAME 10 | SATURDAY, DECEMBER 7, 2019

#6/7 SOUTH CAROLINA (8-1) AT TEMPLE (5-4)

3 P.M. | PHILADELPHIA, PA. | MCGONIGLE HALL

TV: OWLSTV | RADIO: 107.5 THE GAME
LIVE STATS: OWLSPORTS.COM

ABOUT THIS GAME

- The Gamecocks are 4-0 against Temple, including wins in each of the last two seasons.
- South Carolina head coach Dawn Staley has been involved in all four meetings between the Gamecocks and Owls, spending two on each team's sideline.
- The connection between the two head coaches today goes beyond each spending time leading the Temple Owls. Staley and Temple head coach Tonya Cardoza were teammates at Virginia for three seasons (1988-89, 1989-90, 1990-91), helping the Cavaliers to two ACC regular-season championships and the 1991 NCAA championship game, after which both were named to the Final Four All-Tournament Team with Staley earning Final Four Most Outstanding Player honors.

GAMECOCK NOTABLES

- South Carolina is coming off a 15-point victory over then-#2/2 Baylor that clinched the Paradise Jam Reef Division championship and matched the highest-ranked win in program history. A sharp first quarter put the Lady Bears on their heels, and a dominant fourth quarter delivered the defense-dominant victory.
- A pair of Gamecocks made the Ann Meyers Drysdale Award Watch List – Aliyah Boston, Tyasha Harris – the USBWA announced this week. It was the second time this week that the organization honored Boston, who also picked up its National Freshman of the Week award.
- Senior point guard Tyasha Harris was a key catalyst to the Gamecocks' win over Baylor with 20 points and seven assists. With the two combined, she had her hands on 35 of the team's 74 points (47.3 percent). On the season, Harris touches 27.5 percent of the team's scoring, including 37.1 percent of the total offense against ranked opponents.
- Senior forward Mikiah Herbert Harrigan has been on a mission the last six games, averaging 15.5 points on 56.7 percent shooting, including 13-of-20 shooting (.650) over the last two contests. She is pulling in 6.8 rebounds per game during the stretch, which includes two 20-point games.
- Freshman Aliyah Boston dominated her return to St. Thomas last week, shooting 75.0 percent from the field for 15.0 points per game while also pulling in 7.7 rebounds per game. She has scored in double figures every game of her college career and is second in the country in field goal percentage (.730).

1	3	5
Only one opponent has scored 60 or more points against the Gamecocks this season – Indiana (71).	Far and away the SEC's active assist leader, senior Tyasha Harris ranks third among active NCAA Div. I players with 557 career assists. Her 115 career games is eighth.	The Gamecocks are among the nation's top 10 in five different stats – scoring defense (8th), scoring margin (5th), FG% defense (2nd), reb/gm (6th), blocks/gm (1st).
7	13	15.3
South Carolina has shot 45.0 percent or better from the field in seven of its nine games this season.	The Gamecocks' schedule includes 13 games against teams ranked in either the AP or USA Today Top 25 this week.	Mikiah Herbert Harrigan scored a team-high 15.3 points per game last week, including 65.0 percent (13-of-20) shooting over the last two games.

GAMECOCKS

8-1, 0-0 SEC


Ranking: 6/7 (AP/Coaches)
Head Coach: Dawn Staley
Record at SC: 281-98 (12th)
Career Record: 453-178 (20th)
Top Pts.: Aliyah Boston (14.1)
Top Rebs.: Aliyah Boston (7.6)



OWLS

5-4, 0-0 AAC

Ranking: -/- (AP/Coaches)
Head Coach: Tonya Cardoza
Record at TU: 216-151 (12th)
Career Record: Same
Top Scorer: Mia Davis (20.2)
Top Rebounder: Mia Davis (9.3)



SCHEDULE/RESULTS

Nov. 5	Alabama State (SECN+)	W, 103-43
Nov. 10	at #4/5 Maryland (ESPN)	W, 63-54
Nov. 13	at Dayton	W, 75-49
Nov. 17	Appalachian State (SECN+)	W, 92-50
Nov. 21	USC Upstate (SECN+)	W, 112-32
Nov. 24	at Clemson (ACCN)	W, 84-48

Paradise Jam (St. Thomas, U.S.V.I.)

Nov. 28	vs. #17/23 Indiana	L, 57-71
Nov. 29	vs. Washington State	W, 68-53
Nov. 30	vs. #2/2 Baylor	W, 74-59

Dec. 7	at Temple	3 p.m.
Dec. 15	Purdue (SECN+)	2 p.m.
Dec. 19	Duke (SECN)	7 p.m.
Dec. 22	South Dakota (SECN+)	Noon
Jan. 2	Kentucky* (SECN)	7:40 p.m.
Jan. 5	at Alabama* (SECN)	6 p.m.
Jan. 9	Arkansas* (SECN+)	7 p.m.
Jan. 12	at Vanderbilt* (SECN)	5 p.m.
Jan. 16	at Missouri* (SECN)	8:30 p.m.
Jan. 20	Mississippi State* (ESPN2)	7 p.m.
Jan. 26	at Georgia* (SECN)	3 p.m.
Jan. 30	at Ole Miss* (SECN+)	8 p.m.
Feb. 2	Tennessee* (ESPN2)	1 p.m.
Feb. 6	at Arkansas* (SECN)	8:30 p.m.
Feb. 10	UConn (ESPN2)	7 p.m.
Feb. 13	Auburn* (SECN)	7 p.m.
Feb. 17	Vanderbilt* (SECN)	7 p.m.
Feb. 20	LSU* (SECN+)	7 p.m.
Feb. 23	at Kentucky* (ESPN2 or SECN)	2 p.m.
Feb. 27	at Florida* (SECN+)	6 p.m.
Mar. 1	Texas A&M* (ESPN2)	Noon

SEC Tournament (Greenville, S.C.)












Mar. 4-8	SEC Tournament	TBA
----------	----------------	-----

All Times Listed as Eastern and are subject to change
* indicates SEC Game
TSECN is SEC Network; SECN+ is SEC Network online via ESPN app

TALE OF THE TAPE

	80.9	.474	.353	.641	13.9	51.0	.290	.254	+10.6	17.2	+2.2	9.1	9.7
SOUTH CAROLINA	Points	FG%	3FG%	FT%	FT Made Per Game	Scoring Defense	FG% Defense	3FG% Defense	Rebound Margin	Assists	TO Margin	Blocks	Steals
TEMPLE	68.9	.398	.306	.713	13.2	67.3	.377	.311	+3.6	13.0	-1.4	3.2	4.6

2019-20 South Carolina Media Roster

0		<p>Olivia Thompson 5-8 • Fr. • Guard • Lexington, S.C.</p> <p>PPG 3.2 RPG 0.2 APG 0.6 FG% .400 FT% --</p>	<p>LAST GM: 3 pts, 1 blk at Clemson NOTABLE: Prolific outside shooter ... has played on 5 games this season, scoring in 3 ... All-time leading scorer in Lexington HS history ... 2019 SCBCA Class 5A Player of the Year ... Three-time SCBCA All-State selection.</p>	<p>Career Highs Pts: 10 vs. Alabama St., 11/5/19 Ast: 2 vs. USC Upstate, 11/21/19 Stl: - Reb: 1 vs. USC Upstate, 11/21/19 Min: 10 vs. USC Upstate, 11/21/19</p>
1		<p>Zia Cooke 5-9 • Fr. • Guard • Toledo, Ohio <i>ZY-uh COOK</i></p> <p>PPG 10.3 RPG 2.9 APG 2.2 FG% .337 FT% .826</p>	<p>LAST GM: 2 pts, 1 blk, 10 mins vs. Baylor NOTABLE: Explosive, athletic guard ... 5 games of 10+ pts ... No. 4 overall recruit in 2019 class ... 2019 Naismith HS Player of the Year finalist ... consensus All-American (2019) ... two USA Basketball gold medals.</p>	<p>Career Highs Pts: 27 at Dayton, 11/13/19 Ast: 5 vs. USC Upstate, 11/21/19 Stl: 4 vs. USC Upstate, 11/21/19 Reb: 7 at Dayton, 11/13/19 Min: 30, 2x, vs. Wash St., 11/29/19</p>
3		<p>Destanni Henderson 5-7 • So. • Guard • Fort Myers, Fla. <i>DES-tuh-nee</i></p> <p>PPG 8.6 RPG 3.0 APG 2.8 FG% .438 FT% .667</p>	<p>LAST GM: 8 pts, 5 rebs, 2 stls vs. Baylor NOTABLE: Confident, explosive guard ... playing 10 more minutes per game than last season ... team's top 3-point shooter (44.8%), 2nd in assists ... 2019 SEC All-Freshman Team.</p>	<p>Career Highs Pts: 19 at Arkansas, 2/3/19 Ast: 5, 2x, vs. Upstate, 11/21/19 Stl: 3, 3x, vs. Upstate, 11/21/19 Reb: 6 vs. Kentucky, 2/21/19 Min: 32 vs. Baylor, 11/30/19</p>
4		<p>Aliyah Boston 6-5 • Fr. • For. • St. Thomas, U.S.V.I. <i>uh-LEE-uh</i></p> <p>PPG 14.1 RPG 7.6 BPG 3.1 FG% .730 FT% .704</p>	<p>LAST GM: 20 pts, 13 rebs, 2 blks vs. Baylor NOTABLE: Physical post, loves contact ... 3x SEC Fr. of Week ... 2nd in NCAA in FG%, 7th in bpg; also SEC top 15 in ppg and rpg ... No. 3 overall in 2019 class ... Leslie and Drysdale watch lists ... 4 gold medals with USAB.</p>	<p>Career Highs Pts: 20 vs. Baylor, 11/30/19 Reb: 13 vs. Baylor, 11/30/19 Blk: 10 vs. Alabama St., 11/5/19 Stl: 3, 2x, at Clemson, 11/24/19 Min: 32, 2x, vs. Baylor, 11/30/19</p>
5		<p>Victoria Saxton 6-2 • So. • Forward • Rome, Ga. <i>vic-TAR-ee-uh</i></p> <p>PPG 6.2 RPG 4.0 BPG 1.0 FG% .657 FT% .500</p>	<p>LAST GM: 2 pt, 2 stls, 10 mins vs. Baylor NOTABLE: Lithe, athletic forward who is quick off the floor ... 13th in SEC in bpg ... 2019 SEC All-Freshman Team.</p>	<p>Career Highs Pts: 19 at Arkansas, 2/3/19 Reb: 9 at Arkansas, 2/3/19 Blk: 5 vs. Clemson, 11/15/18 Stl: 3 at Alabama St., 11/11/18 Min: 27 vs. Kentucky, 2/21/19</p>
12		<p>Brea Beal 6-1 • Fr. • Guard • Rock Island, Ill. <i>BREE</i></p> <p>PPG 6.4 RPG 6.1 APG 1.9 FG% .396 FT% .552</p>	<p>LAST GM: 5 pts, 5 rebs vs. Baylor NOTABLE: Agile guard with ability to post up ... 3rd on team in rpg ... last 5 gms - 7.0 ppg, 55.6% FG ... No. 11 overall in 2019 class ... consensus All-American (2019) ... three-time Illinois Ms. Basketball.</p>	<p>Career Highs Pts: 11 at Clemson, 11/24/19 Ast: 4, 2x, vs. App St., 11/17/19 Stl: 3, 2x, at Clemson, 11/24/19 Reb: 10, 2x, at Dayton, 11/13/19 Min: 26, 2x, vs. Baylor, 11/30/19</p>
15		<p>Laeticia Amihere 6-4 • R-Fr. • For. • Mississauga, Ontario <i>lub-TEE-shuh ah-MEE-bear</i></p> <p>PPG 3.6 RPG 3.9 BPG 0.8 FG% .400 FT% .364</p>	<p>LAST GM: 3 pts, 1 reb, 8 mins vs. Baylor NOTABLE: Explosive, athletic with great length and wingspan ... No. 10 overall recruit in 2019 class ... Honorable Mention All-American (2019) ... Named to Canada National Team for Olympic pre-qualifying.</p>	<p>Career Highs Pts: 10 vs. USC Upstate, 11/21/19 Reb: 6, 3x, at Clemson, 11/24/19 Blk: 2, 2x, at Clemson, 11/24/19 Asst: 3 at Dayton, 11/13/19 Min: 20 vs. Upstate, 11/21/19</p>
21		<p>Mikiah Herbert Harrigan 6-2 • Sr. • For. • Pembroke Pines, Fla. <i>muh-KEE-uh</i></p> <p>PPG 13.8 RPG 6.2 BPG 2.2 FG% .533 FT% .742</p>	<p>LAST GM: 13 pts, 8 rebs, 3 blks vs. Baylor NOTABLE: Agile forward with solid mid-range game and expanding range ... 31st in NCAA in bpg ... 15th in SEC in ppg, 8th in FG% ... Paradise Jam All-Tournament ... Preseason All-SEC 2nd Team.</p>	<p>Career Highs Pts: 27 vs. Arkansas, 3/8/19 Reb: 16 at Texas A&M, 1/3/19 Blks: 6 at Texas A&M, 1/3/19 Ast: 4 at Purdue, 12/16/18 Min: 45 at Purdue, 12/16/18</p>
24		<p>LeLe Grissett 6-2 • Jr. • G/F • Durham, N.C. <i>LEE-lee grih-SET</i></p> <p>PPG 4.1 RPG 4.4 APG 1.2 FG% .500 FT% .500</p>	<p>LAST GM: 1 pt, 2 rebs, 15 mins vs. Baylor NOTABLE: Long, versatile and high energy guard ... second on team with 2.4 offensive rebounds per game ... scored 10 points in season opener, has grabbed five or more rebounds five times this season.</p>	<p>Career Highs Pts: 22 at Vanderbilt, 1/18/18 Ast: 4 vs. App State, 11/17/19 Stl: 4 vs. Alabama St., 11/10/17 Reb: 10 vs. Baylor, 12/2/18 Min: 29 vs. Tennessee, 1/14/18</p>
32		<p>Elysa Wesolek 6-1 • So. • Forward • Charleston, S.C. <i>uh-LISS-uh WES-uh-leck</i></p> <p>PPG 2.0 RPG 1.2 APG 0.4 FG% .333 FT% --</p>	<p>LAST GM: 3 pts, 2 rebs at Clemson NOTABLE: Solid-shooting forward ... has played in 5 games this season, scoring in two of them ... got into 12 games last season, including three SEC.</p>	<p>Career Highs Pts: 10 vs. ETSU, 11/22/18 Ast: 1, 4x, at Tennessee, 2/24/19 Stl: 2 vs. USC Upstate, 11/21/19 Reb: 2, 3x, at Clemson, 11/24/19 Min: 10 vs. Upstate, 11/21/19</p>
52		<p>Tyasha Harris 5-10 • Sr. • Guard • Noblesville, Ind. <i>ty-A-shuh</i></p> <p>PPG 11.2 RPG 3.9 APG 4.9 FG% .396 FT% .882</p>	<p>LAST GM: 20 pts, 7 assts, 2 stls vs. Baylor NOTABLE: Trusted, sure-handed true point guard ... on all national player of the year watch lists ... leads SEC in app, 5th in A:TO ... last 5 gms - 12.4 ppg, 5.0 app ... chasing program career assist record.</p>	<p>Career Highs Pts: 28 vs. Tennessee, 1/14/18 Ast: 14 at Tennessee, 2/24/19 Stl: 6, 2x, vs. Sav. St., 12/17/17 Reb: 13 vs. Arkansas, 1/25/18 Min: 46 at Purdue, 12/16/18</p>

QUICK FACTS

The University

Location: Columbia, S.C.
Founded: 1801
Enrollment: 34,795
Colors: Garnet (PMS 202C) and Black
Nickname: Gamecocks
Conference: Southeastern
President: Bob Caslen
Athletics Director: Ray Tanner
Exec. Assoc. AD/SWA: Maria Hickman
Facility: Colonial Life Arena (18,000)

Coaching Staff

Head Coach: Dawn Staley
Alma Mater: Virginia, 1992
Overall Record: 453-178 (20th season)
School Record: 281-98 (12th season)
Assoc. Head Coach, Alma Mater:
 Lisa Boyer, Ithaca, 1979 (12th season)
Assistant Coaches, Alma Mater:
 Fred Chmiel, Excelsior, 2001 (5th season)
 Jolette Law, Iowa, 1990 (3rd season)

Team Information

2018-19 Record: 23-10
 Home: 13-4 Away: 9-2 Neutral: 1-4
SEC Record (Finish): 13-3 (2nd)
 Home: 6-2 Away: 7-1
Letterwinners Returning/Lost: 6/7
Starters Returning/Lost: 2/3

Program History

First Year of Women's Basketball: 1974-75
All-Time Record: 861-527 (46th season)
All-Time SEC Record: 186-67 (28th season)
NCAA Appearances (Last): 16 (2019)
NCAA Tournament Record: 28-14
2019 NCAA Result: Sweet 16, L, 68-93 vs. Baylor, Greensboro, N.C.
WNIT Appearances (Last): 4 (2011)
WNIT Record: 3-4

Media Relations

Women's Basketball Contact: Diana Koval
Office: 803.777.7977
Cell: 314.369.6050
Email: dkoval@mailbox.sc.edu
Press Row Phone: 803.777.6182
Women's Basketball on Social Media:
Twitter: @GamecockWBB
Instagram: @GamecockWBB
Facebook: @GamecockWBB

Head Coach on Social Media

Twitter: @DawnStaley
Instagram: @Staley05
Athletics Department on the Web
Website: GamecocksOnline.com
Twitter: @GamecocksOnline
Instagram: @GamecocksOnline
Facebook: Facebook.com/GamecocksOnline
YouTube: YouTube.com/GamecocksOnline

Five-Second Count

South Carolina women's basketball is in the midst of its most successful era, claiming at least 20 wins for the last eight seasons. The Gamecocks have played in the NCAA Elite Eight three times in the last four seasons, including winning the 2017 National Championship, and have been ranked in the AP Top 25 for 136 consecutive weeks, the fourth-longest active streak in the nation. Staley has led the Gamecocks to four SEC regular-season titles and four straight SEC Tournament Championships, making South Carolina the first program to win four consecutive tournament crowns in league history.

Under Staley's leadership, five Gamecocks have earned All-America status, two have earned SEC Player of the Year honors and 15 have picked up All-SEC recognition. Six Gamecocks have been selected in the WNBA Draft in the last four years, including 2018 No. 1 overall pick A'ja Wilson, who went onto become the Gamecocks' second-straight WNBA Rookie of the Year.

Temple Series Notes

South Carolina is 4-0 all-time against Temple, including wins in the last two seasons by nearly identical scores.

The Gamecocks topped the Owls 88-60 on Dec. 21, 2018, in Colonial Life Arena exactly one year after defeating them 87-60 on Dec. 21, 2017, at Liacouras Center in Philadelphia.

South Carolina senior Tyasha Harris scored in double figures in both of her previous games against Temple, including a 13-point, 11-assist double-double in the 2017 matchup in Philadelphia.

Road Ready

The Gamecocks are 261-256 all-time in road games, including an 86-42 mark under head coach Dawn Staley. Staley's .672 winning percentage on the road is the best of the Gamecocks' seven head coaches.

So far this season, South Carolina is 3-0 on the road.

Staley's 20th

Celebrating her 20th season as a head coach this season, Dawn Staley has averaged 23.4 wins through her first 19 seasons. With a .718 (453-178) winning percentage in that time, she is 18th among active NCAA Div. I head coaches with at least 10 years of experience.

In her 12th season at South Carolina, she is the program's all-time winningest coach (281) with a program-record nine postseason appearances (8 NCAA/

1 WNIT). She accounts for both of the Gamecocks' Final Four appearances (2015, 2017) and the first national championship in program history.

Staley has won 122 SEC games to rank second among active league coaches and eighth all-time. Her 11.1 SEC wins per season is the best all-time among coaches with at least 10 seasons in the league, and her .701 winning percentage is second only to Tennessee's Pat Summitt in league history.

Ranking Review

The Gamecocks are ranked No. 6 in this week's AP Poll, marking their 96th top-10 entry under head coach Dawn Staley.

South Carolina has appeared in the AP Poll for 136 consecutive weeks, the fourth-longest active streak in the nation. Under Staley, the Gamecocks have appeared in 141 AP polls, including 65 in the top five and 12 at No. 1.

The Gamecocks are No. 7 in this week's USA Today/WBCA Poll.

Schedule Strength

The Gamecocks' schedule includes 13 games against teams ranked in at least one of this week's polls.

Five of the top-25 games are out of conference, including at then-#4/5 Maryland (Nov. 10), vs. then-#17/23 Indiana (Nov. 28) and vs. then-#2/2 Baylor (Nov. 30). Still ahead on the non-conference schedule are #4/4 UConn (Feb. 10) and #-/24 South Dakota (Dec. 22).

Six SEC teams were ranked this week with South Carolina facing two of those – #15/14 Kentucky and #23/23 Arkansas – twice this season. Other league foes ranked this week are #10/8 Mississippi State, #12/13 Texas A&M, #17/19 Tennessee and #25/ LSU.

Ranked Readings

South Carolina is 65-61 against nationally ranked opponents under head coach Dawn Staley, although that record is skewed by the early seasons of her tenure. The Gamecocks are 50-22 versus ranked foes since the start of the 2014-15 campaign, including a 20-16 mark against top-10 opponents during that time.

This season, South Carolina is 2-1 against ranked teams, including a win over then-#2/2 Baylor to match the highest ranked win in program history.

Preseason Props

Three Gamecocks have collected preseason honors from league and national affiliations.

GAMECOCKS IN THE RANKINGS (as of 12/5)

Team	SEC	NCAA	Actual	Aliyah Boston	SEC	NCAA	Actual
Scoring Offense	3	17	80.9	Points Per Game	13	—	14.1
Scoring Defense	2	8	51.0	Rebounds Per Game	12	177	7.6
Scoring Margin	2	5	+29.9	Field Goal Percentage	1	2	.730
Field Goal Percentage	2	16	.474	Blocked Shots Per Game	1	7	3.1
Field Goal %age Def.	2	2	.290	Offensive Rebs. Per Game	7	—	3.4
3-Point FG %age	4	61	.353	Double-Doubles	2	19	4
3-Point FG %age Def.	4	35	.254	Tyasha Harris	SEC	NCAA	Actual
3-Point FG Made/Gm.	8	239	5.2	Assists Per Game	1	47	4.9
Free Throw Percentage	10	259	.641	Assist-to-Turnover Ratio	5	70	2.1
Rebounding Offense	2	6	47.1	M. Herbert Harrigan	SEC	NCAA	Actual
Rebounding Defense	11	—	36.6	Points Per Game	15	—	13.8
Rebounding Margin	4	28	+10.6	Field Goal Percentage	8	77	.533
Assists Per Game	2	32	17.2	Free Throw Percentage	9	245	.742
Steals Per Game	4	87	9.7	Blocked Shots Per Game	5	31	2.2
Turnover Margin	6	107	+2.2				
Turnovers Per Game	—	92	15.0				
Assist-to-Turnover Ratio	4	44	1.1				
Blocked Shots Per Game	1	1	9.1				
Home Attendance Avg.	1	1	10,379				

Current Streaks

	Total	Home	Road	Neut.
Overall	W2	W5	W6	W2
SEC	L1	L2	W5	—
Non-Conference	W2	W9	W3	W2
Ranked Teams	W1	W1	W1	W1

Senior Mikiah Herbert Harrigan continues her prowess in the category, ranking fifth in the SEC and 31st in the NCAA with her 2.2 average. Sophomore Victaria Saxton's 1.0 blocks per game are 13th in the conference, and LeLe Grissett's 0.9 average is 15th.

Free for All

Yet again, South Carolina is among the nation's best at getting to the free throw line, and it is a full team effort.

The Gamecocks are 13th in the country with 195 free throw attempts and 23rd in free throws made (125). While no Gamecock ranks individually among the top 50 in the nation in free throws made or attempted, six Gamecocks have at least 20 attempts, led by Brea Beal's 29 trips to the line. Mikiah Herbert Harrigan leads the way with 23 made free throws, while Tyasha Harris' 88.2 percent (15-of-17) accuracy paces the team.

First Things First

The Gamecocks have been locked in from the opening tip this season, out-scoring opponents in the first quarter by an average of 12.4 points. Through nine games, South Carolina averages 23.8 points on 52.5 percent shooting in the opening 10 minutes – the best numbers of any quarter. The third quarter has been the next most productive with a +9.4 scoring margin.

That said, South Carolina's best two shooting quarters this season have both come in the fourth quarter – 66.7 percent (10-of-15) against Alabama State (Nov. 5) and the same percentage (8-of-12) against then-#2/2 Baylor (Nov. 30).

Individually, four Gamecocks have scored in

Sixth Woman

The high-octane Gamecock offense has been fueled by selflessness. Four of South Carolina's six games have seen six Gamecocks score in double figures. That number already tops the 2014-15 season (3) for the most by South Carolina in the Dawn Staley era.

Hitting 1,000

Senior point guard Tyasha Harris scored her 1,000th career point in the third quarter against USC Upstate (Nov. 21) in her highest scoring game of the season to date. The Noblesville, Ind., became just the fourth Gamecock all-time to post both 1,000 points and 500 assists in her career. Only two Gamecocks have scored 1,000 points and handed out 600 assists, which is a mark that Harris could reach later this season.

Senior forward Mikiah Herbert Harrigan also has a chance to reach the classic basketball benchmark. She is currently at 883 career points. Only five Gamecocks have ever posted at least 1,000 points and 100 blocks in their careers.

Freshman Phenoms

Three of South Carolina's freshmen have hit notable marks early in the season, living up to their billing as part of the best signing class in recent college women's basketball history.

The headline of the trio's early-season exploits is Aliyah Boston's season-opening triple-double – the first in a college debut in NCAA Div. I women's basketball history. It was just the seventh triple-double in Gamecock history and the first by a freshman.

Two games later, Brea Beal and Zia Cooke joined Boston with elite Gamecock freshman outings.

Cooke poured in 27 points at Dayton (Nov. 13), the most by a Gamecock freshman since Kelsey Bone scored 27 against North Carolina on Dec. 20, 2009. It was the first 20-point freshman outing since Bianca Jackson netted 20 against UConn on Feb. 1, 2018. Cooke's scoring included five 3-pointers, the most by a Gamecock freshman since Tina Roy hit five against Presbyterian on Nov. 27, 2011.

Beal followed up her 10-rebound performance at #4/5 Maryland (Nov. 10) with another 10 rebounds at Dayton (Nov. 13), becoming the first Gamecock freshman with back-to-back double-digit rebounding games since A'ja Wilson pulled down 10 against Liberty (Dec. 21, 2014), 10 against Auburn (Jan. 2, 2015) and

Woman Up!

South Carolina head coach Dawn Staley picked "Woman Up!" as this season's theme to recognize how inspired her team is to work hard toward its goals and how they inspire her, each other and the community at large to pursue something greater.

The theme reminds the team to compete relentlessly, stay disciplined to its goals and lift each other up as they pursue their dreams.

As always, Staley invites fans of the program to do the same in their lives and in their support of the team – commit to your goals, support others and dream big.

To launch the theme, each Gamecock told her Woman Up! story for a video series. Visit GamecocksOnline.com/WomanUp to watch all 13 short videos in the series.

13 at LSU (Jan. 4, 2015).

Milestone March

Seniors Tyasha Harris and Mikiah Herbert Harrigan are moving quickly up several career charts in their final season with the Garnet and Black.

Harris is third in the program's all-time career assists chart with 557 so far. She is 38 behind Mindy Ballou's 595 in second place. The program record of 615 is held by Cristina Ciocan (2001-04).

As a regular starter each of the last three seasons, Harris could make the top-10 of four other lists – steals, minutes played, games played and games started – by the end of the season.

Mikiah Herbert Harrigan has 172 career blocks, which is fourth in program history. She is five away from Lakesha Tolliver's (2004-07) 177 in third place.

We Jammin'

The Gamecocks joined seven other teams in St. Thomas, U.S.V.I., in one of the most stacked

GAMES LED TEAM IN...

Scoring	2019-20	Career	Record
M. Herbert Harrigan	5	14	10-4
Aliyah Boston	4	4	4-0
Tyasha Harris	2	8	5-3
Zia Cooke	2	2	2-0
Destanni Henderson	0	3	2-1
Victaria Saxton	0	1	1-0

Rebounding	2019-20	Career	Record
Aliyah Boston	5	5	5-0
M. Herbert Harrigan	2	11	8-3
Brea Beal	2	2	2-0
LeLe Grissett	0	9	6-3
Victaria Saxton	0	2	2-0
Tyasha Harris	0	2	2-0

Assists	2019-20	Career	Record
Tyasha Harris	9	82	67-15
Destanni Henderson	2	3	3-0
Brea Beal	2	2	2-0
Zia Cooke	1	1	1-0
LeLe Grissett	1	1	1-0
M. Herbert Harrigan	0	1	1-0

(Tied for team lead in each category included)

MISCELLANEOUS STATS

Triple-Doubles	2019-20	Career	Record
Aliyah Boston	1	1	1-0

Double-Doubles	2019-20	Career	Record
Aliyah Boston	4	4	4-0
Tyasha Harris	0	9	8-1
M. Herbert Harrigan	0	3	2-1
LeLe Grissett	0	1	0-1

20+ Points	2019-20	Career	Record
M. Herbert Harrigan	2	5	4-1
Tyasha Harris	1	7	4-3
Aliyah Boston	1	1	1-0
Zia Cooke	1	1	1-0
LeLe Grissett	0	1	1-0

10+ Points	2019-20	Career	Record
Aliyah Boston	9	9	8-1
M. Herbert Harrigan	8	41	32-9
Tyasha Harris	6	52	43-9
Zia Cooke	4	4	3-1
Destanni Henderson	3	11	10-1
Victaria Saxton	3	5	5-0
Brea Beal	2	2	2-0
LeLe Grissett	1	6	4-2
Laeticia Amihere	1	1	1-0
Olivia Thompson	1	1	1-0
Elysa Wesolek	0	1	1-0

10+ Rebounds	2019-20	Career	Record
Aliyah Boston	4	4	4-0
Brea Beal	2	2	2-0
M. Herbert Harrigan	0	5	4-1
LeLe Grissett	0	1	0-1

5+ Assists	2019-20	Career	Record
Tyasha Harris	4	59	51-8
Destanni Henderson	1	2	2-0

5+ Steals	2019-20	Career	Record
Tyasha Harris	0	3	3-0

5+ Blocks	2019-20	Career	Record
Aliyah Boston	2	2	2-0
M. Herbert Harrigan	0	2	2-0
Victaria Saxton	0	1	1-0

Thanksgiving tournaments this season and came out as the Reef Division champs.

South Carolina went 2-1 at the event, highlighted by a smothering defensive effort that held then-#2/2 Baylor to its lowest scoring mark since the end of the 2015-16 season and secured a 15-point victory.

Freshman Aliyah Boston, playing in her hometown, was named MVP of the division, averaging 15.0 points and 7.7 rebounds in just 22.3 minutes per game at the event. Senior Mikiah Herbert Harrigan, another island product (Anguilla), made the All-Tournament team after leading the Gamecocks with 15.3 points per game and averaging 6.7 rebounds. Senior Tyasha Harris joined the duo in averaging double-figure points at the tournament with her 10.7 that went with 5.0 assists per game.

Historic Boston

Freshman forward Aliyah Boston opened her college career with a bang, recording an historic triple-double against Alabama State (Nov. 5).

It marked the first triple-double in a college debut in NCAA Div. I women's basketball history. Prior to Boston's mark, the last NCAA Div. I freshman to post a triple-double was Nebraska's Kate Cain against Florida Atlantic on Dec. 19, 2017.

It was just the seventh triple-double in South Carolina history, and the first by a freshman. That last Gamecock triple-double was by then-junior Alaina Coates, who posted 29 points, 16 rebounds and 10 blocks against Winthrop on Dec. 13, 2015.

Boston's 10 blocks tied Coates' school record.

U-S-A, U-S-A

Since the arrival of Staley in the 2008-09 season, South Carolina has solidified its relationship with USA Basketball. At least one Gamecock has donned the red, white and blue in each of the last six summers, and the group of nine Gamecocks, including four on the current roster, has helped 13 U.S. teams to gold medals, three more to silver and another to bronze.

The participation streak is guaranteed to continue through 2020 as Staley was named Senior National Team Head Coach through the Tokyo Olympics. The Gamecocks' head coach led the U.S. to gold in the 2018 FIBA World Cup and earned her second USA Basketball National Coach of the Year award for the effort.

Junior Tyasha Harris is responsible for one of those gold medals (2016 FIBA U18 Americas Cup) as well

as two silvers (2019 Pan Am Games, 2017 FIBA U19 World Cup). The point guard also trained with Staley's National Team when it was in Columbia for training camp prior to the 2018 FIBA World Cup.

Aliyah Boston and Zia Cooke were part of two gold-medal winning teams – 2018 FIBA U17 World Cup, 2017 FIBA U16 Americas Cup. Boston also picked up gold in the 2018 Youth Olympics 3x3 and the 2019 FIBA U19 World Cup.

Great Gamecock Fans

After winning the title for the last five seasons, South Carolina continues to lead the nation in average attendance this season with 10,379 and is the only program drawing 10,000+ fans per game.

This season's three home games are among the six in NCAA Div. I this season that have had at least 10,000 in attendance. The Gamecocks have drawn at least 10,000 fans in 70 straight regular-season home games.

South Carolina's last regular-season game with fewer than 10,000 in attendance was on Dec. 14, 2014, when 9,605 were on-hand to see the Gamecocks defeat Savannah State. The last game at Colonial Life Arena with an attendance below 10,000 was in the 2017 NCAA Tournament when the Gamecocks' second-round game

against Arizona State drew 8,276, making the overall streak of 10,000 or more fans 34 games.

One More Ty-me

Senior Tyasha Harris has been among the top point guards in the nation over the last few seasons as her assist average and assist-to-turnover numbers have been routinely among the best in the country. She entered her senior season on the watch list of all four national player of the year awards as well as the Nancy Lieberman Award Watch List, which recognizes the top point guard in the country.

This season, the 5-foot-10 guard leads the SEC with 4.9 assists per game and is scoring a career-best 11.2 points per outing, hitting double figures in six of the team's nine games so far. For the second straight season, Harris has her hands on at least 25.0 percent of the Gamecocks' offense between her assists and points as her assists have led to 11.0 points per game. Combined with her scoring average, she touches 22.3 points of the Gamecocks' 80.9 points per game (27.5 percent).

Since the start of her sophomore season (her first in the full-time starting lineup), Harris has handed out 5.6 assists per game with a 2.6 assist-to-turnover ratio. In that time, she has also averaged 10.7 points per game.

TEAM SPECIALTY STATS

South Carolina-Opponent					
	Pts. in Paint	Pts. Off TOs	2nd Chance Pts	Fast Break Pts	
11/5	Ala St.	50-24	30-10	23-10	25-8
11/10	at Md.	26-30	9-12	7-7	19-15
11/13	at Day.	36-6	13-9	12-15	14-5
11/17	App St.	54-24	35-10	14-6	14-4
11/21	SC-Up.	62-6	29-7	23-0	33-4
11/24	at Clem.	44-20	23-4	10-10	26-0
11/28	vs. Ind.	34-34	8-18	15-7	9-0
11/29	vs. WSU	40-22	23-11	13-2	16-15
11/30	vs. Bay.	44-40	10-17	12-13	4-8
12/7	at Tem.				
12/15	Pur.				
12/19	Duke				
12/22	S. Dak.				
1/2	Ky.				
1/5	at Ala.				
1/9	Ark.				
1/12	at Vandy				
1/16	at Mizz.				
1/20	Miss. St.				
1/26	at Ga.				
1/30	at Miss.				
2/2	Tenn.				
2/6	at Ark.				
2/10	UConn				
2/13	Aub.				
2/17	Vandy.				
2/20	LSU				
2/23	at Ky.				
2/27	at Fla.				
3/1	TAM				
Season Avg.	43.3-22.9	20.0-10.9	14.3-7.8	16.8-5.1	
SEC Avg.	-	-	-	-	

STARTERS VS. BENCH

	SC Starters	Opp. Starters	SC Bench	Opp. Bench	
11/5	Ala. St.	53	31	50	12
11/10	at Md.	53	42	10	12
11/13	at Day.	53	23	22	26
11/17	App St.	63	36	29	14
11/21	SC-Up.	63	12	49	20
11/24	at Clem.	59	20	25	28
11/28	vs. Ind.	47	58	10	13
11/29	vs. WSU	52	38	16	15
11/30	vs. Bay.	60	48	14	11
12/7	at Tem.				
12/15	Pur.				
12/19	Duke				
12/22	S. Dak.				
1/2	Ky.				
1/5	at Ala.				
1/9	Ark.				
1/12	at Vandy				
1/16	at Mizz.				
1/20	Miss. St.				
1/26	at Ga.				
1/30	at Miss.				
2/2	Tenn.				
2/6	at Ark.				
2/10	UConn				
2/13	Aub.				
2/17	Vandy.				
2/20	LSU				
2/23	at Ky.				
2/27	at Fla.				
3/1	TAM				
Season Avg.	55.9	34.2	25.0	16.8	
SEC Avg.	-	-	-	-	

IN THE STALEY ERA

Wins	
30-Win Seasons	3
25-Win Seasons	7
20-Win Seasons	8
Winning Seasons	10
National Rankings	
Weeks in the AP Top 25	141
Weeks in the AP Top 10	96
Weeks in the AP Top 5	65
Weeks at AP No. 1	12
Postseason	
NCAA Tournament Appearances	8
NCAA Sweet 16s	7
NCAA Final Fours	2
National Championships	1
In the SEC	
Regular-Season Championships	4
Regular-Season Top 5 Finishes	9
Tournament Championships	4
Double-Digit Wins	8

2019-20 SCORING DIFFERENTIALS

Season	
Largest lead in a win	by 80 (112-32), 4th-0:31, USC Upstate, 11/21
Largest deficit overcome to win	by 6 (8-2), 1st-7:40, vs. Baylor, 11/30
Largest lead given up in a loss	by 5 (5-0), 1st-9:05, vs. Indiana, 11/28
Largest deficit in a loss	by 14 (71-57), 4th-0:02, vs. Indiana, 11/28

Harris is far and away the SEC's active leader in career assists (542) and is eighth in the nation among active players in that category. She is also the SEC's active career steals leader (178) and is fifth in scoring (1045).

H2-O (And D)

Senior forward Mikiah Herbert Harrigan has long been a shot-blocking menace to opponents, and she unleashed a lethal offensive game last season continues to grow in her final college season.

Herbert Harrigan is the Gamecocks' second-leading scorer with her 13.8 points per game coming in 15th in the SEC. She is shooting 53.3 percent from the field to go with a career-best 6.2 rebound per game. In three games against ranked opponents, the lithe 6-foot-2 forward has grabbed a team-best 7.7 rebounds per game.

Defensively, Herbert Harrigan hasn't lost a step, blocking 2.2 shots per game to rank fifth in the SEC and 31st in the nation.

Fourth in program history in career blocked shots (172), she is second among active SEC players in that category as well.

Henny-thing Goes

Sophomore guard Destanni Henderson is a dynamic athlete whose versatile offensive game makes her a weapon at any spot on the floor. The SEC All-Freshman Team selection scored in double figures eight times last season, including six SEC games, and handed out four or more assists three times in those eight games.

This season, Henderson has seen her minutes explode to 25.0 per game (from 15.6 last season). She continues to develop her command of the team from the point guard spot, averaging 2.8 assists with 1.7 steals per game and 8.6 points per game.

Offensively, Henderson is the team's most accurate outside shooter, hitting 44.8 percent (13-of-29) from 3-point range, and she is shooting 43.8 percent overall.

LA Style

Redshirt-freshman forward Laetia Amihere was the No. 10 recruit in the 2019 class and is rediscovering her feel for the game after injury plagued her final two seasons of high school. Her length and agility will prove to be a problem for opponents whenever she is on the court, especially as she reclaims the bounce that led her to become the first Canadian woman to dunk in a game.

Amihere posted her first double-figure scoring game with 10 against USC Upstate (Nov. 21), shooting 4-of-7 from the field, including a 3-pointer. In the last five games, she has averaged 4.0 points and 4.2 rebounds.

The 6-foot-3 forward is part of the Canadian National Team as well. She missed the Appalachian State (Nov.

17) game with the Gamecocks to be with her national team, which was playing in the FIBA Women's Olympic Pre-Qualifying Americas Tournament in Edmonton (Nov. 14-17).

Life's a Brea-ze

Freshman guard Brea Beal was the No. 11 player in the 2019 class, and her upside is even higher than that. Already drawing comparisons to former Gamecock and 2017 WNBA Rookie of the Year Allisha Gray, Beal has the ability to play and create mismatches at positions 1-4 on the court.

Beal drew the comparisons because of her competitiveness and focus on contributing beyond scoring as she struggled shooting early in the season. Her back-to-back 10-rebounding outings at #4/5 Maryland and Dayton were the first by a freshman since A'ja Wilson (2014-15). She is third on the team in rebounding (6.1 per game) and fourth in assists (1.9 per game).

In the meantime, Beal's shooting has lined up over the last five games, hitting 55.6 percent (15-of-27) from the field to average 7.0 points during the stretch.

From A to B

The No. 3 player in the 2019 class, freshman forward Aliyah Boston brings a dominant physical presence back to the Gamecock frontcourt. The 6-foot-5 Virgin Islands native thrives on contact and has been a handful for opposing frontlines right away.

Boston wasted little time serving notice to the SEC and the country with her opening-week performances that yielded 13.0 points, 9.5 rebounds and 7.5 blocks per game. The effort landed her SEC Freshman of the Week honors on Nov. 12. She has since earned the award two other times and picked up USBWA National Freshman of the Week honors following her Paradise Jam Reef Division MVP performance.

Boston is among the SEC's top 15 in six categories – 13th in scoring (14.1 ppg), 12th in rebounding (7.6), first in field goal percentage (.730), first in blocked shots per game (3.1), second in double-doubles (4) and seventh in offensive rebounds (3.4).

Boston's blocked shots total (28) is third in the country, and her blocked shots average is seventh. Her 73.0 percent field goal shooting is second in the country.

In the season opener, Boston delivered the first triple-double in a college debut in NCAA Div. I women's basketball history. The 12-point, 12-rebound, 10-block effort came in just 21 minutes on the court for the seventh triple-double in Gamecock history and the first by a freshman.

In the biggest games of her career, Boston has remained undaunted. In three games against ranked

AROUND THE SEC

(through games of 12/5)



	SEC Games			Overall		
	W	L	Pct.	W	L	Pct.
Kentucky	0	0	.000	8	0	1.000
Tennessee	0	0	.000	7	0	1.000
LSU	0	0	.000	8	1	.889
Mississippi State	0	0	.000	8	1	.889
South Carolina	0	0	.000	8	1	.889
Arkansas	0	0	.000	7	1	.875
Texas A&M	0	0	.000	6	1	.857
Florida	0	0	.000	6	2	.750
Georgia	0	0	.000	6	3	.667
Vanderbilt	0	0	.000	6	3	.667
Alabama	0	0	.000	5	3	.625
Ole Miss	0	0	.000	5	4	.556
Auburn	0	0	.000	4	4	.500
Missouri	0	0	.000	3	6	.333

Today's Games

Kansas State at #23/23 Arkansas, 3 p.m. (SECN+)

Auburn at TCU, 3 p.m.

#25/- LSU at Oklahoma, 4 p.m. (FSOK)

Oklahoma St. at #12/13 Texas A&M, 8 p.m. (SECN+)

*Rankings are listed as AP/Coaches Poll
All Times Eastern; TV Network in ()*

opponents, she is the team's top scorer (14.7 ppg) and second in rebounding (7.3 rpg), shooting 71.4 percent from the field. Against then-#2/2 Baylor (Nov. 30), she scored 10 of her 20 points in the fourth quarter as the Gamecocks pulled away for the 15-point victory.

Cooke Charisma

Freshman guard Zia Cooke was the No. 4 entry in the 2019 class and spent her final high school season putting together highlight reels that made her a finalist for Naismith High School Player of the Year and wowed fans on social media. Under Staley, she is dialing in her point guard leadership, meshing it with her scorer's mentality and overall becoming a threat on both sides of the ball.

Her offensive game is as dynamic and athletic as advertised, and she averages 10.3 points and has shot 35.7 percent (10-of-28) from 3-point range. She has scored in double figures in five of nine games this season, headlined by 27 points in a return to her hometown at Dayton (Nov. 13). It was the most points by a Gamecock freshman since Kelsey Bone's 27 against North Carolina on Dec. 9, 2009. The effort was fueled by five 3s, the most by a Gamecock freshman since Tina Roy hit five against Presbyterian on Nov. 27, 2011.

Since that scoring explosion, Cooke's assists have dominated her statline, handing out 2.6 per game over the last five outings.

2019-20 Roster

No.	Name	Pos.	Ht.	Yr.	Hometown/Last School
0	Olivia Thompson	G	5-8	Fr.	Lexington, S.C./Lexington
1	Zia Cooke	G	5-9	Fr.	Toledo, Ohio/Rogers
3	Destanni Henderson	G	5-7	So.	Fort Myers, Fla./Fort Myers
4	Aliyah Boston	F	6-5	Fr.	St. Thomas, U.S.V.I./Worcester (Mass.) Acad.
5	Victoria Saxton	F	6-2	So.	Rome, Ga./Model
11	Destiny Littleton#	G	5-9	Jr.	San Diego, Calif./Texas
12	Breanna Beal	G	6-1	Fr.	Rock Island, Ill./Rock Island
15	Laetia Amihere	F	6-3	R-Fr.	Mississauga, Ontario/Kings Way Christian
21	Mikiah Herbert Harrigan	F	6-2	Sr.	Pembroke Pines, Fla./Flanagan
24	LeLe Grissett	G/F	6-2	Jr.	Durham, N.C./Hillside
32	Elysa Wesolek	F	6-1	So.	Charleston, S.C./Northwood Academy
52	Tyasha Harris	G	5-10	Sr.	Noblesville, Ind./Heritage Christian

Head Coach: Dawn Staley

Assoc. Head Coach: Lisa Boyer; **Assistant Coaches:** Fred Chmiel, Jolette Law

indicates will sit out 2019-20 due to NCAA transfer rules

South Carolina's Record When...

	vs. Ranked	SEC	All
Record.....	2-1		8-1
Playing a ranked opponent.....			2-1
Playing at home			3-0
Playing on the road	1-0		3-0
Playing at neutral site	1-1		2-1
Leading at half	2-0		8-0
Trailing at half	0-1		0-1
Tied at half			0-0
Playing an overtime game			0-0
0 players score in double figures			0-0
1 player scores in double figures			0-0
2 players score in double figures			1-0
3 players score in double figures	2-1		2-1
4 players score in double figures			1-0
5 players score in double figures			0-0
More than 5 players in double figures.....			4-0
Starters out-score opponent's starters	2-0		8-0
Opponent's starters score equal/more	0-1		0-1
Bench out-scores opponent's bench	1-0		5-0
Opponent's bench scores equal/more.....	1-1		3-1
Shooting 50% or better	1-0		3-0
Shooting between 40-49%			4-0
Shooting between 30-39%	1-1		1-1
Shooting less than 30%			0-0
Opponent shoots 50% or better	0-1		0-1
Opponent shoots between 40-49%			1-0
Opponent shoots between 30-39%	2-0		2-0
Opponent shoots between 20-29%			4-0
Opponent shoots less than 20%			1-0
Shooting better than opponent.....	2-0		8-0
Shooting worse than/equal to opponent.....	0-1		0-1
Having more FTs made than opponent	2-0		7-0
Having equal/fewer FTs made than opponent	0-1		1-1
Out-rebounding opponent	2-1		7-1
Having equal/fewer rebounds than opponent			1-0
Having fewer TOs than opponent.....			5-0
Having equal or more TOs than opponent.....	2-1		3-1
Attempting more FT than 3FG.....	2-0		6-0
Attempting equal/fewer FT than 3FG.....	0-1		2-1
Making 5 or more 3FGs.....			5-0
Making fewer than 5 3FGs.....	2-1		3-1
Making no 3 FGs			0-0
Attempting 15 or more 3FGs.....	0-1		4-1
Attempting fewer than 15 3FGs.....	2-0		4-0
No South Carolina players foul out	2-0		8-0
One or more SC players foul out.....	0-1		0-1
No opposing players foul out.....	2-1		4-1
One or more opposing players foul out			4-0

	vs. Ranked	SEC	All
Assist at least half of field goals made.....	1-0		6-0
Assist on at least 2/3 of field goals made			1-0
Assist on less than half of field goals made.....	1-1		2-1
Scoring more pts. in paint than opponent	1-0		7-0
Scoring equal/fewer pts. in paint than opp.	1-1		1-1
Scoring more pts. off TOs than opponent			6-0
Scoring equal/fewer pts. off TOs than opp.	2-1		2-1
Scoring more 2nd-chance pts.	0-1		5-1
Scoring equal/fewer 2nd-chance pts.	2-0		3-0
Scoring more fast break pts.....	1-1		6-1
Scoring equal/fewer fast break pts.....	1-0		2-0
Wearing white uniforms.....	0-1		3-1
Wearing black uniforms	2-0		5-0
Wearing garnet uniforms.....			0-0
Wearing pink uniforms			0-0
Playing in November.....	2-1		8-1
Playing in December.....			0-0
Playing in January			0-0
Playing in February			0-0
Playing in March.....			0-0
Playing during the day.....	1-0		3-0
Playing at night	1-1		5-1
Playing on Sunday.....	1-0		3-0
Playing on Monday.....			0-0
Playing on Tuesday.....			1-0
Playing on Wednesday.....			1-0
Playing on Thursday.....	0-1		1-1
Playing on Friday			1-0
Playing on Saturday.....	1-0		1-0
Margin is less than 5 pts.			0-0
Margin is between 5-9.....	1-0		1-0
Margin is between 10-19.....	1-1		2-1
Margin is between 20-29.....			1-0
Margin is between 30-39.....			1-0
Margin is between 40-49.....			1-0
Margin is 50 pts. or more			2-0
Having a 20-pt. scorer.....	1-0		4-0
Having a 30-pt. scorer.....			0-0
Scoring 49 points or less.....			0-0
Scoring 50-59 points	0-1		0-1
Scoring 60-69 points.....	1-0		2-0
Scoring 70-79 points.....	1-0		2-0
Scoring 80-89 points.....			1-0
Scoring 90-99 points.....			1-0
Scoring 100 points or more.....			2-0
Opponent scores 49 points or less			4-0
Opponent scores 50-59 points	2-0		4-0
Opponent scores 60-69 points			0-0
Opponent scores 70-79 points	0-1		0-1
Opponent scores 80-89 points			0-0
Opponent scores 90-99 points			0-0
Opponent scores 100 points or more.....			0-0

2019-20 Team High/Low

South Carolina Highs	South Carolina Lows	Category	Opponent Lows	Opponent Highs
112 vs. USC Upstate, 11/21	57 vs. Indiana, 11/28	Points in Game	32, USC Upstate, 11/21	71, vs. Indiana, 11/28
64 USC Upstate, 1st, 11/21	26 vs. Indiana, 2nd, 11/28	Points in a Half	9, App State, 1st, 11/17	41, App State, 2nd, 11/17
36 vs. Alabama St., 3rd, 11/5	6 vs. Indiana, 4th, 11/28	Points in a Quarter	3, App State, 1st, 11/17	24, vs. Indiana, 4th, 11/28
43 vs. USC Upstate, 11/21	19 at Maryland, 11/10	Field Goals Made	10, USC Upstate, 11/21	26, vs. Indiana, 11/28
77 vs. USC Upstate, 11/21	53 vs. Baylor, 11/30	Field Goal Attempts	52, vs. Wash. State, 11/29 52, vs. Indiana, 11/28	72, at Dayton, 11/13
.561 (37-66) vs. App State, 11/17	.317 (19-60) at Maryland, 11/10	FG Percentage	.159 (10-63), USC Upstate, 11/21	.500 (26-52), vs. Indiana, 11/28
12 vs. USC Upstate, 11/21	1 at Maryland, 11/10	3-Point FG Made	1, Alabama State, 11/5	7, vs. Indiana, 11/28
23 at Clemson, 11/24	5 vs. Wash. State, 11/29	3-Point FG Attempts	7, Alabama State, 11/5	29, USC Upstate, 11/21
23 vs. USC Upstate, 11/21				
.552 (14-21) vs. USC Upstate, 11/21	.105 (2-19) vs. Indiana, 11/28	3-Point FG Percentage	.125 (2-16), at Maryland, 11/10	.500 (6-12), vs. Wash. St., 11/29
24 at Maryland, 11/10	7 vs. Indiana, 11/28	Free Throws Made	5, vs. Wash. State, 11/29	14, Alabama State, 11/5
32 vs. Alabama State, 11/5	15 vs. Indiana, 11/28	Free Throw Attempts	7, vs. Wash. State, 11/29	21, Alabama State, 11/5
.800 (24-30) at Maryland, 11/10	.400 (8-20) vs. Wash. St., 11/29	FT Percentage	.500 (9-18), vs. Baylor, 11/30	.857 (12-14), at Clemson, 11/24
57 vs. USC Upstate, 11/21	39 vs. Wash. State, 11/29	Rebounds	29, vs. Baylor, 11/30	44, at Clemson, 11/24
28 vs. USC Upstate, 11/21	11 vs. Wash. State, 11/29 11 vs. Indiana, 11/28	Assists	4, Alabama State, 11/5	11, vs. Wash. State, 11/29
18 vs. USC Upstate, 11/21	4 at Maryland, 11/10	Steals	3, vs. Baylor, 11/30	10, at Maryland, 11/10
17 vs. App State, 11/17	3 vs. Wash. State, 11/29 3 vs. Indiana, 11/28	Blocked Shots	0, vs. Baylor, 11/30	5, at Maryland, 11/10
19 vs. Baylor, 11/30	12 vs. Wash. State, 11/29	Turnovers	9, vs. Baylor, 11/30	23, Alabama State, 11/5
	12 vs. USC Upstate, 11/21		9, at Maryland, 11/10	
23 vs. Indiana, 11/28	11 vs. USC Upstate, 11/21	Fouls	18, vs. Indiana, 11/28 18, at Clemson, 11/24 18, USC Upstate, 11/21 18, App State, 11/17	26, Alabama State, 11/5

2019-20 Individual Superlatives

Category	South Carolina	Opponent
Points in Game	27 by Zia Cooke at Dayton, 11/13	18 by NaLyssa Smith, vs. Baylor, 11/30 18 by Jenna Giaccone, at Dayton, 11/13
Points in a Half	16 by Aliyah Boston vs. USC Upstate, 1st, 11/21	17 by Jenna Giaccone, at Dayton, 2nd, 11/13
Points in a Quarter	10 by Aliyah Boston vs. Baylor, 4th, 11/30 10 by Zia Cooke at Dayton, 1st, 11/13 10 by Olivia Thompson vs. Alabama St., 4th, 11/5 10 by M. Herbert Harrigan vs. Alabama St., 3rd, 11/5	11 by Jenna Giaccone, at Dayton, 4th, 11/13
Field Goals Made	10 by M. Herbert Harrigan vs. App State, 11/17	9 by NaLyssa Smith, vs. Baylor, 11/30
Field Goal Attempts	19 by Zia Cooke vs. Indiana, 11/28	22 by NaLyssa Smith, vs. Baylor, 11/30
FG Percentage	1.000 (6-6) by Aliyah Boston vs. App State, 11/17	.625 (5-8) by Ali Patberg, vs. Indiana, 11/28
3-Point FG Made	5 by Destanni Henderson vs. USC Upstate, 11/21 5 by Zia Cooke at Dayton, 11/13	4 by Chanelle Molina, vs. Wash. State, 11/29 4 by Brenna Wise, vs. Indiana, 11/28 4 by Jenna Giaccone, at Dayton, 11/13
3-Point FG Attempts	7 by Tyasha Harris vs. Baylor, 11/30	12 by Michaela Gibbons, USC Upstate, 11/21
3-Point FG Percentage	.833 (5-6) by Destanni Henderson vs. USC Upstate, 11/21 .833 (5-6) by Zia Cooke at Dayton, 11/13	.800 (4-5) by Chanelle Molina, vs. Wash. State, 11/29
Free Throws Made	8 by Brea Beal at Maryland, 11/10	6 by Shania Meertens, at Clemson, 11/24
Free Throw Attempts	12 by Brea Beal at Maryland, 11/10	10 by Aniyah Smith, Alabama State, 11/5
FT Percentage	1.000 (6-6) by Zia Cooke at Maryland, 11/10 1.000 (6-6) by Tyasha Harris at Maryland, 11/10	1.000 (6-6) by Shania Meertens, at Clemson, 11/24
Rebounds	13 by Aliyah Boston vs. Baylor, 11/30	10 by NaLyssa Smith, vs. Baylor, 11/30 10 by Chyna Cotton, at Clemson, 11/24
Assists	7 by Tyasha Harris vs. Baylor, 11/30 7 by Tyasha Harris at Dayton, 11/13	4 by Ali Patberg, vs. Indiana, 11/28
Steals	4 by Tyasha Harris, vs. Indiana, 11/28 4 by Zia Cooke, USC Upstate, 11/21	3 by four players
Blocked Shots	10 by Aliyah Boston vs. Alabama State, 11/5	3 by Kaila Charles, Maryland, 11/10
Turnovers	5 by Tyasha Harris vs. Baylor, 11/30 5 by Zia Cooke at Dayton, 11/13	7 by Courtney Lee, Alabama State, 11/5

THE LAST TIME...

Individual

Scored 50 Points

South Carolina 51, Jocelyn Penn vs. Stetson, 1/4/03
Opponent Never

Scored 40 Points

South Carolina 51, Jocelyn Penn vs. Stetson, 1/4/03
Opponent 46, Cornelia Gayden, LSU, 1/14/95

Scored 30 Points

South Carolina 31, Te'a Cooper vs. Drake, 11/28/18
Opponent 31, Napheesa Collier, at UConn, 2/11/19

Grabbed 20 Rebounds

South Carolina 24, A'ja Wilson vs. LS U, 2/22/18
Opponent 24, Teaira McCowan, at Mississippi State, 1/17/19

Grabbed 15 Rebounds

South Carolina 16, Mikiah Herbert Harrigan at Texas A&M, 1/3/19
Opponent 18, Kiah Gillespie, Florida State, 3/24/19

Two Players with 20 or More Points

South Carolina Mikiah Herbert Harrigan 27/Tyasha Harris 24 vs. Arkansas, 3/8/19
Opponent Napheesa Collier 31/Katie Lou Samuelson 29, at UConn, 2/11/19

Two Players with 10 or More Rebounds

South Carolina A'ja Wilson 11/Mikiah Herbert Harrigan 10 vs. Virginia, 3/18/18
Opponent Lauren Cox 14/Kalani Brown 10 vs. Baylor, 3/30/19

Had 10 Assists

South Carolina 10, Tyasha Harris at Auburn, 2/28/19
Opponent 12, Channise Lewis, Maryland, 11/18/18

Had Five Steals

South Carolina 5, Bianca Cuevas-Moore at Purdue, 12/16/18
Opponent 6, Cierra Dillard/5, Summer Hemphill, vs. Buffalo, 3/24/18

Had Five Blocked Shots

South Carolina 5, Aliyah Boston at Maryland, 11/10/19
Opponent 5, Lauren Cox, vs. Baylor, 3/30/19

Had 20 Points and 20 Rebounds

South Carolina A'ja Wilson (27 pts/24 rebs) vs. LSU, 2/22/18
Opponent Teaira McCowan (26 pts/24 rebs) at Mississippi State, 1/17/19

Had a Double-Double

South Carolina Aliyah Boston (18 pts/10 rebs) vs. USC Upstate, 11/21/19
Opponent Lauren Cox (17 pts/14 rebs)/Kalani Brown (18 pts/10 rebs), vs. Baylor, 3/30/19

Two Players had a Double-Double

South Carolina Alexis Jennings (15 pts/10 rebs)/Tyasha Harris (14 pts/10 rebs) at Auburn, 2/28/19
Opponent Lauren Cox (17 pts/14 rebs)/Kalani Brown (18 pts/10 rebs), vs. Baylor, 3/30/19

Three Players had a Double-Double

South Carolina Ashley Bruner (16 pts/12 rebs)/Aleighsa Welch (16 pts/ 11 rebs)/Elem Ibiam (12 pts/10 rebs) vs. Kansas, 3/25/13
Opponent Shakira Austin (10 pts/16 rebs) / Kaila Charles (17 pts/10 rebs) / Channise Lewis (10 pts/12 assts), Maryland, 11/18/18

Had a Triple-Double

South Carolina Aliyah Boston (12 pts/12 rebs/10 blks) vs. Alabama State, 11/5/19
Opponent Never

Team

Scored 100 Points

South Carolina 112 vs. USC Upstate, 11/21/19
Opponent 103, Clemson, 11/21/03

Won by 30 or More Points

South Carolina 84-48 (36), at Clemson, 11/24/19
Opponent 66-34 (32), Georgia, 3/4/11

Shot 65% or Better from the Field

South Carolina .667 (36-54) at Vanderbilt, 1/18/18
Opponent Never

Shot 60% or Better from the Field

South Carolina .604 (32-53) at Kentucky, 1/21/18
Opponent .604 (29-48), Vanderbilt, 1/18/01

Shot 50% or Better from the Field

South Carolina .558 (43-77) vs. USC Upstate, 11/21/19
Opponent .521 (37-71), vs. Baylor, 3/30/19

No Players in Double-Figure Points

South Carolina at Auburn, 1/19/12
Opponent USC Upstate, 11/21/19

Five Players in Double-Figure Points

South Carolina Ole Miss, 2/7/19
Opponent vs. Baylor, 3/30/19

More Than Five Players in Double-Figure Points

South Carolina 6 at Clemson, 11/24/19
Opponent 6 Maryland, 11/18/18

Faced AP Top-25 Opponent

Win 72-64 vs. No. 25 Florida State, 3/24/19
Loss 57-71 vs. No. 17 Indiana, 11/28/19

Faced AP Top-10 Opponent

Win 61-59 vs. No. 22 Texas A&M, 12/31/17
Loss 74-89 at No. 7 Mississippi State, 1/17/19

Faced AP Top-5 Opponent

Win 63-54 at No. 4 Maryland, 11/10/19
Loss 64-68 vs. No. 5 Mississippi State, 3/3/19

Faced AP No. 1 Team

Win Never
Loss 68-93 vs. Baylor, 3/30/19

Overtime Game

Win 58-55 vs. Drexel, 11/28/12
Loss 85-90 vs. Drake, 11/24/18

Double-Overtime Game

Win 82-73 at Purdue, 12/16/18
Loss 92-94 at Clemson, 11/19/09

South Carolina Was Ranked (AP Poll)

No. 1 2/9/15
Top 5 No. 5, 11/25/19
Top 10 No. 6, 12/2/19
Top 25 No. 15, 3/19/19

SOUTH CAROLINA SINGLE-QUARTER RECORDS

TEAM	
Scoring	
Most	Points
1. vs. Saint Peter's, 11/22/16, 1st qtr.	37
2. vs. Alabama State, 3rd qtr.	36
3. vs. App State, 11/17/19, 1st qtr.	35
vs. Arkansas, 3/8/19, 3rd qtr.	35
at Arkansas, 2/3/19, 4th qtr.	35
vs. Arkansas, 1/3/16, 2nd qtr.	35
Fewest	Points
1. vs. App State, 12/5/18, 4th qtr.	5
2. vs. Indiana, 11/28/19, 4th qtr.	6
vs. St. John's, 11/25/17, 2nd qtr.	6
vs. Stanford, 3/31/17, 2nd qtr.	6
vs. UCLA, 12/18/16, 1st qtr.	6
Fewest Allowed	Points
1. vs. App State, 11/17/19, 1st qtr.	3
vs. Belmont, 3/22/19, 2nd qtr.	3
vs. Savannah State, 12/17/17, 3rd qtr.	3
4. vs. Dayton, 11/28/18, 4th qtr.	4
vs. CofC, 12/5/17, 2nd qtr.	4
at Clemson, 11/16/17, 1st qtr.	4
vs. Alabama State, 11/10/17, 4th qtr.	4
4 other times	4
Most Allowed	Points
1. vs. Baylor, 12/2/18, 1st qtr.	32
at Maryland, 11/13/17, 4th qtr.	32
vs. Kentucky, 2/26/17, 4th qtr.	32
4. vs. Arkansas, 3/8/19, 3rd qtr.	30
vs. Connecticut, 3/26/18, 1st qtr.	30
vs. Syracuse, 3/25/16, 4th qtr.	30
Margin of Difference	
Lead	Score Margin
1. vs. Alabama State, 11/5/19, 3rd qtr.	36-9 +37
2. vs. App State, 11/17/19, 1st qtr.	35-3 +32
3. vs. USC Upstate, 11/21/19, 3rd qtr.	33-7 +26
vs. Arkansas, 1/3/16, 2nd qtr.	35-9 +26
4. vs. Saint Peter's, 11/22/16, 1st qtr.	37-12 +25
5. vs. USC Upstate, 11/21/19, 1st qtr.	33-9 +24
Deficit	Score Margin
1. vs. UConn, 2/1/18, 2nd qtr.	8-29 -21
2. at Tennessee, 2/15/18, 3rd qtr.	9-29 -20
3. vs. Baylor, 12/2/18, 1st qtr.	13-32 -19
at Mississippi State, 2/5/18, 4th qtr.	9-28 -19
5. vs. Indiana, 11/28/19, 4th qtr.	6-24 -18
vs. Connecticut, 3/26/18, 1st qtr.	12-30 -18
Field Goals	
Made	FGM
1. vs. Saint Peter's, 11/22/16, 1st qtr.	15
2. vs. App State, 11/17/19, 1st qtr.	14
vs. Notre Dame, 11/26/17, 4th qtr.	14
vs. Arkansas, 1/3/16, 2nd qtr.	14
5. vs. USC Upstate, 11/21/19, 3rd qtr.	13
vs. USC Upstate, 11/21/19, 1st qtr.	13
vs. Belmont, 3/22/19, 3rd qtr.	13
vs. Quinnipiac, 3/25/17, 3rd qtr.	13
vs. Kentucky, 3/4/17, 1st qtr.	13

Attempts		FGA	
1. vs. App State, 11/17/19, 1st qtr.		22	
vs. CofC, 12/5/17, 1st qtr.		22	
at Auburn, 1/5/17, 1st qtr.		22	
4. vs. USC Upstate, 11/21/19, 3rd qtr.		21	
vs. USC Upstate, 11/21/19, 2nd qtr.		21	
vs. Alabama State, 11/5/19, 3rd qtr.		21	
vs. Mississippi State, 3/3/19, 4th qtr.		21	
at Tennessee, 2/24/19, 1st qtr.		21	
at UConn, 2/11/19, 1st qtr.		21	
at Arkansas, 2/3/19, 4th qtr.		21	
16 other times		21	
Highest Percentage	FGM-A	Pct	
1. vs. Kentucky, 3/5/16, 4th qtr.	11-13	.846	
2. at Kentucky, 1/21/18, 3rd qtr.	9-11	.818	
3. vs. Belmont, 3/22/19, 3rd qtr.	13-16	.813	
vs. Quinnipiac, 3/25/17, 3rd qtr.	13-16	.813	
5. vs. Hampton, 12/16/15, 3rd qtr.	8-10	.800	
Lowest Percentage	FGM-A	Pct	
1. vs. Georgia, 1/12/17, 2nd qtr.	1-12	.083	
2. vs. UCLA, 12/18/16, 1st qtr.	2-15	.133	
3. vs. Stanford, 3/31/17, 2nd qtr.	2-14	.143	
4. vs. Indiana, 11/28/19, 4th qtr.	2-13	.154	
vs. App State, 12/5/18, 4th qtr.	2-13	.154	
Lowest Percentage Allowed	FGM-A	Pct	
1. vs. App State, 11/17/19, 1st qtr.	1-18	.056	
vs. CofC, 12/5/17, 2nd qtr.	1-18	.056	
vs. St. John's, 11/25/17, 1st qtr.	1-17	.059	
4. vs. Vanderbilt, 2/16/17, 4th qtr.	1-16	.063	
5. vs. UNC Asheville, 3/17/17, 3rd qtr.	1-15	.067	
Highest Percentage Allowed	FGM-A	Pct	
1. vs. Drake, 11/24/18, 2nd qtr.	11-13	.846	
2. at LSU, 1/15/17, 2nd qtr.	9-12	.750	
3. vs. Tennessee, 1/14/18, 2nd qtr.	8-11	.727	
vs. Quinnipiac, 3/25/17, 2nd qtr.	8-11	.727	
5. vs. Connecticut, 3/26/18, 2nd qtr.	10-14	.714	
at Missouri, 1/7/18, 4th qtr.	5-7	.714	
Rebounding			
Total	Total	Rebs	
1. at Ohio State, 11/14/16, 1st qtr.		20	
2. vs. CofC, 12/5/17, 1st qtr.		19	
3. vs. Arkansas, 1/25/18, 1st qtr.		18	
vs. Western Carolina, 11/30/17, 2nd qtr.		18	
vs. Clemson, 12/15/16, 2nd qtr.		18	
vs. Kansas State, 3/20/16, 3rd qtr.		18	
at Alabama, 2/22/16, 4th qtr.		18	
Margin	Rebs	Margin	
1. at Alabama, 2/22/16, 4th qtr.	18-3	+15	
2. vs. Arkansas, 1/25/18, 1st qtr.	18-4	+14	
vs. Clemson, 12/15/16, 2nd qtr.	18-4	+14	
3. vs. CofC, 12/5/17, 1st qtr.	19-6	+13	
vs. Saint Peter's, 11/22/16, 1st qtr.	16-3	+13	
vs. Hampton, 12/16/15, 4th qtr.	15-2	+13	

INDIVIDUAL	
Scoring	
Most	Points
1. Kaela Davis at Auburn, 1/5/17, 1st qtr.	19
2. A'ja Wilson vs. Notre Dame, 11/26/17, 4th qtr.	18
3. Alexis Jennings at Florida, 2/17/19, 3rd qtr.	17
4. Kaela Davis vs. Quinnipiac, 3/25/17, 3rd qtr.	15
Tina Roy vs. Arkansas, 1/3/16, 3rd qtr.	15
Rebounding	
Most	Rebs
1. Alaina Coates at Arkansas, 2/5/17, 1st qtr.	9
Alaina Coates at Georgia, 1/26/17, 2nd qtr.	9
3. A'ja Wilson vs. Stanford, 3/31/17, 3rd qtr.	8
A'ja Wilson vs. Mississippi State, 3/5/17, 4th qtr.	8
Alaina Coates vs. Georgia, 1/12/17, 1st qtr.	8
A'ja Wilson at Florida, 1/8/17, 2nd qtr.	8
A'ja Wilson vs. UCLA, 12/18/16, 4th qtr.	8
Alaina Coates vs. Louisville, 11/27/16, 3rd qtr.	8
Alaina Coates vs. Hampton, 11/20/16, 3rd qtr.	8
Alaina Coates vs. Ole Miss, 1/28/16, 2nd qtr.	8



Dawn Staley

Head Coach
12th Season at South Carolina
Virginia, 1992



Catapulting South Carolina into the national spotlight, Dawn Staley has made the Gamecocks a mainstay in the battle for SEC and national championships. In 2017-18, she capped her first decade in Garnet and Black by leading her team to its fourth-straight SEC Tournament title, the first four-peat champion in league history, and celebrating the program's first National Player of the Year and No. 1 WNBA Draft pick in A'ja Wilson. The Gamecocks went on to sign the first No. 1 recruiting class in program history, landing four of the nation's top 11 prospects in the Class of 2019.

Staley's first 11 seasons at the helm of the Gamecocks include:

- 2017 NCAA National Championship
- 136 consecutive weeks ranked in the AP Top 25, including 65 weeks in the top five
- Seven 25-win seasons, including three 30-win campaigns led by a school-record 34 victories in 2014-15
- Four SEC regular-season championships (2014, 2015, 2016, 2017)
- Four SEC Tournament titles (2015, 2016, 2017, 2018)
- Two top-two recruiting classes (#1 in 2019, #2 in 2014)
- Five NCAA Attendance titles, averaging over 10,000 fans each season (2015, 2016, 2017, 2018, 2019)

While her coaching career is in full bloom, Staley is still recognized for her body of work as a one of the most decorated participants in United States women's basketball history. The Naismith Memorial Basketball Hall of Fame solidified that legacy with her enshrinement as part of the Class of 2013. The Phoenix Club of Philadelphia established the Dawn Staley Award recognizing the nation's top guard in women's Division I basketball in 2013 as well. Staley was inducted into the Women's Basketball Hall of Fame as part of the Class of 2012 and was one of the final nominees for induction to the U.S. Olympic Hall of Fame the same year. In the summer of 2011, the WNBA recognized her as one of the league's "Top 15," honoring the most influential players in the league's history.

At the helm of the Gamecocks over the last 11 seasons, Staley has been named National Coach of the Year (2014, Basketball Times), a Naismith National Coach of the Year Finalist (2014, 2015, 2016), SEC Coach of the Year (2014, Coaches and AP; 2015, Coaches; 2016, Coaches and AP) and BCA Female Coach of the Year (2012). She became the fastest coach to 200 wins in program history, needing just 277 games at South Carolina to reach the plateau.

Under Staley's leadership, five Gamecocks have collected 10 All-America selections, two have picked up five SEC Player of the Year honors, two have earned SEC Defensive Player of the Year recognition a total of three times, one has been the SEC 6th Player of the Year and five were named SEC Freshman of the Year. She has coached 15 Gamecocks to All-SEC honors a combined 29 times, including 12 first-team selections, and six Gamecocks have been selected in the WNBA Draft, including 2018 No. 1 pick A'ja Wilson who went on to earn WNBA Rookie of the Year honors a year after Allisha Gray became the first Gamecock to capture the honor in 2017. Two other Gamecocks have also earned WNBA All-Rookie honors.

On Staley's watch, the Gamecocks are enjoying the most sustained success in program history. After posting back-to-back 25-win seasons in 2011-12 and 2012-13 for the first time in more than 30 years, the 2014-15 team broke the school record with 34 wins. South Carolina won more SEC games than the season before in each of her first seven seasons, culminating in the 2015-16 team recording just the second 16-0 conference record in league history. Staley's 122 SEC wins account for 65.6 percent of the program's total 186 wins over its 27 seasons in the league. She has delivered the only SEC championships in program history, and she has helped the Gamecocks to eight of the program's nine top-four finishes in the SEC.

YEAR-BY-YEAR COACHING RECORD

Year	School	Record	Conf. Rec.	Conf. Finish	Postseason
2000-01	Temple	19-11	11-5	2nd East	WNIT
2001-02	Temple	20-11	12-4	2nd East	A-10 Tourn. Champ./NCAA 1st Round
2002-03	Temple	14-15	9-7	2nd East	
2003-04	Temple	21-10	14-2	1st East	A-10 Tourn. Champ./NCAA 1st Round
2004-05	Temple	28-4	16-0	1st East*	A-10 Tourn. Champ./NCAA 2nd Round
2005-06	Temple	24-8	12-4	3rd	A-10 Tourn. Champ./NCAA 1st Round
2006-07	Temple	25-8	13-1	2nd	NCAA 2nd Round
2007-08	Temple	21-13	12-2	T-1st	NCAA 1st Round
2008-09	South Carolina	10-18	2-12	11th	
2009-10	South Carolina	14-15	7-9	T-7th	
2010-11	South Carolina	18-15	8-8	T-5th	WNIT 2nd Round
2011-12	South Carolina	25-10	10-6	T-4th	NCAA Sweet 16
2012-13	South Carolina	25-8	11-5	T-4th	NCAA 2nd Round
2013-14	South Carolina	29-5	14-2	1st	NCAA Sweet 16
2014-15	South Carolina	34-3	15-1	T-1st	SEC Tourn. Champ./NCAA Final Four
2015-16	South Carolina	33-2	16-0	1st	SEC Tourn. Champ./NCAA Sweet 16
2016-17	South Carolina	33-4	14-2	1st	SEC Tourn. Champ./NCAA Champ.
2017-18	South Carolina	29-7	12-4	T-2nd	SEC Tourn. Champ./NCAA Elite Eight
2018-19	South Carolina	23-10	13-3	2nd	NCAA Sweet 16
2019-20	South Carolina	8-1			
Career	20th season	453-178	221-77		
At SC	12th season	281-98	122-52		

QUICK FACTS

Coaching Highlights

College

- 14 NCAA Tournament Appearances (8 at Carolina)
- NCAA National Champion (2017)
- 14 20-Win Seasons (8 at South Carolina)
- 5 Regular-Season Conference Titles (SEC 2014, 2015, 2016, 2017; A-10 2008)
- 8 Conference Tournament Titles (SEC 2015, 2016, 2017, 2018; A-10 2002, 2004, 2005, 2006)
- 3-time Naismith National Coach of the Year Finalist (2014, 2015, 2016)
- Basketball Times National Coach of the Year (2014)
- 4-time WBCA Region Coach of the Year (Region 3 2014, 2015, 2016; Region 1 2005)
- Five-time Conference Coach of the Year (SEC 2014, 2015, 2016; A-10 2004, 2005)

USA Basketball

- Senior National Team Head Coach (2017-20) – FIBA AmeriCup gold medal (2019), FIBA World Cup gold medal (2018), National Coach of the Year (2018)
- Senior National Team Asst. Coach (2006-08, 2014-16) – Rio Olympics gold medal (2016), FIBA World Championship gold medal (2014), Beijing Olympics gold medal (2008), FIBA Americas Championship gold medal (2007), FIBA World Championship bronze medal (2006)
- U19 National Team Head Coach – FIBA U19 World Championship gold medal (2015), co-National Coach of the Year (2015)
- U18 National Team Head Coach – FIBA U18 Americas Championship gold medal (2014)
- Pan Am Games Head Coach – Gold medal (2007)

Playing Highlights

U.S. Professional – 11 seasons

- Five-time WNBA All-Star (2001, 2002, 2003, 2005, 2006)
- Two-time ABL All-Star (1997, 1998)
- WNBA All-Decade Team

USA Basketball

- Olympic gold medalist (1996, 2000, 2004)
- Flag bearer for U.S. in Olympic Games Opening Ceremony (2004)
- Two-time USA Basketball Female Athlete of the Year (1994, 2004)

College – Virginia (1989-92)

- Kodak All-America (1990, 1991, 1992)
- Honda-Broderick Cup Award for Collegiate Female Athlete of the Year (1991)
- Two-time ACC Player of the Year (1991, 1992)
- NCAA Tournament MOP (1991)

Other Notables

- Naismith Memorial Basketball Hall of Fame, Class of 2013
- Order of the Palmetto Recipient (2013)
- Women's Basketball Hall of Fame, Class of 2012

STALEY-ERA TEAM RECORDS

Scoring

Most	Points
1. vs. USC Upstate, 11/21/19	112
2. vs. Savannah State, 12/14/14	111
3. vs. Alabama State, 11/5/19	103
4. at Alabama, 1/8/15	102
5. vs. ETSU, 11/22/18	101
vs. Western Carolina, 11/30/17	101

Fewest	Points
1. at Stanford, 11/26/10	32*
2. vs. Georgia, 3/4/11	34
3. vs. Mississippi State, 3/5/09	39
4. at Georgia, 1/13/13	40
5. at Mississippi State, 2/26/09	41

Fewest Allowed	Points
1. vs. South Carolina State, 12/14/11	21
2. vs. Presbyterian, 11/27/11	24
3. vs. NC Central, 12/1/14	26
vs. SC State, 12/22/13	26
5. vs. NC Central, 12/2/13	27

Most Allowed	Points
1. at Connecticut, 2/11/19	97
2. vs. Arkansas, 3/8/19	95
3. vs. Baylor, 12/2/18	94
vs. Connecticut, 3/26/18	94
at Clemson, 11/19/09	94

Margin of Outcome

Victory	Score	Margin
1. vs. USC Upstate, 11/21/19	112-32	+80
2. vs. Charleston Southern, 11/8/13	99-29	+70
3. vs. Alabama State, 11/10/17	99-31	+68
vs. NC Central, 12/1/14	90-26	+64
5. vs. Savannah State, 12/14/14	111-49	+62

Defeat	Score	Margin
1. at Stanford, 11/26/10	32-70	-38
2. vs. Georgia, 3/4/11	34-66	-32
3. vs. Stanford, 12/19/08	47-78	-31
4. at Penn State, 11/21/10	48-78	-30
5. vs. Connecticut, 3/26/18	65-94	-29
vs. Connecticut, 12/28/08	48-77	-29

Field Goals

Made	FGM
1. vs. USC Upstate, 11/21/19	43
2. vs. Savannah State, 12/17/17	39
vs. Western Carolina, 11/30/17	39
vs. Charleston Southern, 11/8/13	39
5. vs. Minnesota, 12/11/16	38
vs. Savannah State, 12/14/14	38
vs. Clemson, 11/20/14	38

Attempts	FGA
1. at Arkansas, 2/3/19	80
2. vs. USC Upstate, 11/21/19	77
3. vs. Penn State, 11/20/11	76
4. vs. Alabama State, 11/5/19	75
vs. Arkansas, 1/25/18	75

Highest Percentage (Min. 40 FGA)	FGM-A	Pct
1. at Vanderbilt, 1/18/18	36-54	.667
2. vs. Savannah State, 3/20/15	34-53	.642
3. at Alabama, 1/8/15	37-58	.638
4. vs. Kentucky, 2/26/17	34-55	.618
5. vs. Florida State, 3/29/15	30-49	.612

Lowest Percentage (Min. 40 FGA)	FGM-A	Pct
1. at Stanford, 11/26/10	12-55	.218
2. vs. Georgia, 3/4/11	12-52	.231
3. at Florida, 1/20/13	15-64	.234
4. at Kentucky, 2/5/09	13-55	.236
5. at Georgia, 1/2/11	13-54	.241

Lowest %age Allowed (Min. 40 FGA)	FGM-A	Pct
1. vs. South Carolina State, 12/14/11	6-48	.125
2. vs. USC Upstate, 11/21/19	10-63	.159
3. vs. NC Central, 12/2/13	8-50	.160
4. vs. Charleston Southern, 11/8/13	10-54	.185
5. vs. Arkansas, 3/6/15	11-57	.193
vs. Hampton, 11/22/12	11-57	.193

Highest %age Allowed (Min. 40 FGA)	FGM-A	Pct
1. vs. Connecticut, 3/26/18	37-63	.587
2. vs. Connecticut, 2/11/19	37-65	.569
3. vs. Connecticut, 12/28/08	35-62	.565
vs. Florida, 1/9/11	26-46	.565
5. vs. Tennessee, 1/14/18	31-55	.564

3-Point Field Goals

Made	3FGM
1. vs. Minnesota, 12/11/16	16
2. vs. Temple, 12/21/18	15
3. vs. Appalachian State, 12/5/18	14
at Auburn, 1/5/17	14
5. vs. USC Upstate, 11/21/19	12
vs. Kentucky, 3/5/16	12

Attempts	3FGA
1. vs. Minnesota, 12/11/16	33
2. vs. Syracuse, 3/25/16	32
3. vs. Temple, 12/21/18	31
4. vs. Drake, 11/24/18 (includes overtime)	30
5. vs. Penn State, 11/20/11	29

Percentage (Min. 5 3FGA)	3FGM-A	Pct
1. vs. ETSU, 11/22/18	11-16	.688
2. vs. Kentucky, 2/18/18	6-9	.667
vs. Oregon State, 3/25/14	4-6	.667
vs. Ole Miss, 1/30/14	4-6	.667
vs. Savannah State, 12/28/13	4-6	.667
vs. Western Carolina, 12/29/12	6-9	.667
at Alabama, 1/10/10	8-12	.667
vs. Charlotte, 12/21/08	8-12	.667

Free Throws

Made	FTM
1. vs. Savannah State, 12/14/14	34
vs. Oregon State, 3/25/14	34
3. vs. Missouri, 1/10/16	32
vs. Ole Miss, 1/30/14	32
at Mississippi State, 1/6/12	32

Attempts	FTA
1. at Mississippi State, 1/6/13	50
2. vs. Savannah State, 12/28/13	48
3. vs. Savannah State, 12/14/14	47
4. vs. Missouri, 2/2/14	46
5. vs. Seton Hall, 11/17/13	44
vs. South Carolina State, 12/21/12	44

Percentage (Min. 10 FTA)	FTM-A	Pct
1. vs. Quinnipiac, 3/25/17	18-19	.947
2. at Texas A&M, 2/23/17	15-16	.923
3. vs. Kentucky, 2/18/18	23-25	.920
4. vs. Temple, 12/21/18	11-12	.917
5. vs. Mississippi State, 3/4/18	10-11	.909
vs. Alabama, 1/19/14	10-11	.909

Rebounding

Total	Rebs
1. vs. Arkansas, 1/25/18	62
vs. College of Charleston, 11/14/13	62
3. at Florida, 1/20/13	59
4. at Alabama, 2/22/16	58
5. vs. USC Upstate, 11/21/19	57
vs. Hampton, 11/22/12	57

Margin	Rebs	Margin
1. vs. Savannah State, 12/14/14	56-21	+35
2. vs. Hampton, 12/16/15	52-19	+33
3. vs. Arkansas, 1/25/18	62-31	+31
4. at Alabama, 2/7/13	53-24	+29
5. at Alabama, 2/22/16	58-31	+28

Offensive	Off. Rebs
1. vs. Elon, 11/9/12	29
2. vs. Arkansas, 1/25/18	27
vs. College of Charleston, 11/23/11	27
4. vs. Kansas, 3/25/13	26
at Florida, 1/20/13	26

Turnovers

Fewest	TOs
1. at Tennessee, 2/2/12	4
2. at Ole Miss, 1/4/18	5
vs. UNC Asheville, 3/17/17	5
vs. Vanderbilt, 2/16/17	5
vs. CSU Bakersfield, 11/28/15	5
at Clemson, 11/18/15	5
vs. Syracuse, 11/28/14	5
vs. Tennessee, 2/23/15	5
at Missouri, 2/28/13	5
vs. Georgia, 3/2/12	5
vs. Ole Miss, 3/3/11	5

Most	TOs
1. at Wake Forest, 12/3/08	32
2. at Ole Miss, 2/25/16	29
vs. Hampton, 11/22/12	29
vs. Kentucky, 1/15/12	29
5. at Kentucky, 1/13/11	28

Assists

1. vs. Minnesota, 12/11/16	29
2. vs. USC Upstate, 11/21/19	28
3. vs. NC Central, 12/1/14	26
4. vs. Appalachian State, 11/17/19	25
vs. Winthrop, 12/13/15	25
vs. UNCG, 11/15/15	25
vs. San Diego State, 11/23/14	25
vs. Clemson, 11/20/14	25
vs. Alabama, 1/19/14	25
vs. Charleston Southern, 11/8/13	25

Steals

1. at Alabama State, 11/11/18	22
2. vs. Alabama State, 11/10/17	21
vs. NC Central, 12/1/14	21
vs. Furman, 12/11/11	21
5. vs. USC Upstate, 11/21/19	18
vs. San Diego State, 11/23/14	18

Blocked Shots

1. vs. Appalachian State, 11/17/19	17*
2. vs. Alabama State, 11/5/19	16
vs. Clemson, 11/15/18	16
vs. Winthrop, 12/13/15	16
5. vs. Arkansas, 3/6/15	15

* indicates also a school record



LAETICIA AMIHERE

6-4 • R-Fr. • Forward • Mississauga, Ontario

15

Career Stats at South Carolina

Season	gp-gs	min/avg	fg-fga	pct	3fg-fga	pct	ft-fta	pct	off	def	tot	avg	pf	fo	ast	to	blk	stl	pts	avg
2019-20	8-0	109/13.6	10-25	.400	1-3	.333	8-22	.364	8	23	31	3.9	18	0	5	14	6	3	29	3.6
TOTAL	8-0	109/13.6	10-25	.400	1-3	.333	8-22	.364	8	23	31	3.9	18	0	5	14	6	3	29	3.6

High School Notables

- Ranked the No. 10 overall recruit and the No. 2 forward in the 2019 class
- Saw her high school career shortened by season-ending injuries in her junior and senior seasons, the latter of which allowed her to graduate early and enroll at South Carolina in January 2019
- Earned honorable mention All-America honors from the WBCA (2019) and was selected for the 2019 Biosteel All-Canadian Basketball Game
- Has won two medals in two international competitions with Team Canada – bronze at the 2017 FIBA U19 World Cup (All-Tournament Team) and gold at the 2015 FIBA U16 Americas Cup
- Played five exhibition games with the Canada Senior Women’s National Team in 2017
- Became first Canadian woman to dunk in a game when she threw one down at the age of 15

Season Highlights

- Has been rediscovering her feel for the game and explosiveness after overcoming a Fall 2018 injury ... still on restricted minutes, but that number is growing over the season’s first three weeks.
- Scored six of her career-high 10 points in the first half against USC Upstate (Nov. 21), beginning with her first 3 of the season
- Missed the Appalachian State (Nov. 17) game to be with Team Canada for the FIBA Women’s Olympic Pre-Qualifying Americas Tournament in Edmonton
- Was aggressive on the glass in college debut against Alabama State (Nov. 5)

Awards

High School

WBCA All-America, Honorable Mention (2019)

Team Canada

2019 National Team
 2017 FIBA U19 World Cup, bronze medal
 2017 FIBA U19 World Cup, All-Tournament Team
 2016 FIBA U17 FIBA World Cup
 2015 FIBA U16 Americas Cup, gold medal

Miscellaneous

	Season	Career	Record
10+ Points	1	1	1-0

Career Highs

Pts 10 vs. USC Upstate, 11/21/19
FG 4 vs. USC Upstate, 11/21/19
FGA 7 vs. USC Upstate, 11/21/19
FT 2 vs. Alabama State, 11/5/19
FTA 6 vs. Washington St., 11/29/19
Reb 6, 3x, last at Clemson, 11/24/19
Off Reb 2, 3x, last vs. USC Upstate, 11/21/19
Blk 2, 2x, last at Clemson, 11/24/19
Stl 1, 3x, last vs. Indiana, 11/28/19
Asst 1, 3x, last vs. Indiana, 11/28/19
Min 20 vs. USC Upstate, 11/21/19

GAME-BY-GAME

Opponent	Date	gs	min	Total		3-Pointers		Free throws		Rebounds				pf	a	t/o	blk	stl	pts	avg
				fg-fga	pct	3fg-fga	pct	ft-fta	pct	off	def	tot	avg							
ALABAMA STATE	11/05/19	14	2-3	.667	0-0	.000	2-4	.500	2	4	6	6.0	2	1	4	2	0	6	6.0	
at #4/5 Maryland	11/10/19	6	0-0	.000	0-0	.000	1-2	.500	0	1	1	3.5	0	0	1	0	1	1	3.5	
at Dayton	11/13/19	15	1-3	.333	0-0	.000	0-0	.000	2	1	3	3.3	4	3	3	0	0	2	3.0	
USC UPSTATE	11/21/19	20	4-7	.571	1-1	1.000	1-2	.500	2	4	6	4.0	3	1	1	1	0	10	4.8	
at Clemson	11/24/19	14	0-3	.000	0-1	.000	1-2	.500	0	6	6	4.4	3	0	2	2	1	1	4.0	
vs #17/23 Indiana	11/28/19	17	2-4	.500	0-0	.000	1-4	.250	0	4	4	4.3	1	0	1	1	1	5	4.2	
vs Washington State	11/29/19	15	0-3	.000	0-0	.000	1-6	.167	1	3	4	4.3	4	0	2	0	0	1	3.7	
vs #2/2 Baylor	11/30/19	8	1-2	.500	0-1	.000	1-2	.500	1	0	1	3.9	1	0	0	0	0	3	3.6	
Totals		0	109	10-25	.400	1-3	.333	8-22	.364	8	23	31	3.9	18	5	14	6	3	29	3.6

Games played: 8
 Minutes/game: 13.6
 Points/game: 3.6
 FG Pct: 40.0
 3FG Pct: 33.3
 FT Pct: 36.4

Rebounds/game: 3.9
 Assists/game: 0.6
 Turnovers/game: 1.8
 Assist/turnover ratio: 0.4
 Steals/game: 0.4
 Blocks/game: 0.8



BREA BEAL

6-1 • Fr. • Guard • Rock Island, Ill.

12

Career Stats at South Carolina

Season	gp-gs	min/avg	fg-fga	pct	3fg-fga	pct	ft-fta	pct	off	def	tot	avg	pf	fo	ast	to	blk	stl	pts	avg
2019-20	9-9	205/22.8	19-48	.396	4-17	.235	16-29	.552	12	43	55	6.1	13	0	17	16	5	5	58	6.4
TOTAL	9-9	205/22.8	19-48	.396	4-17	.235	16-29	.552	12	43	55	6.1	13	0	17	16	5	5	58	6.4

High School Notables

- Ranked No. 11 recruit in the Class of 2019 and the No. 3 wing player in the class
- Earned consensus All-America selection after her senior season (2018-19), during which she averaged 26.0 points, 14.0 rebounds and 5.0 assists
- Named Illinois Ms. Basketball three times (2017, 2018, 2019), adding Illinois AP Class 4A Second-Team All-State honors as a freshman
- Also captured Illinois Player of the Year honors from Gatorade (2017, 2018, 2019) and USA Today (2019)
- Played in the McDonald's All-American Game and the Jordan Brand Classic (2019)
- Finished career is all-time leading scorer in Western Big 6 history
- Helped Rock Island to 30-2 record and sectional title as a senior (2018-19)

Season Highlights

- Steady, solid player at a number of positions
- Ranks 14th in the SEC in defensive rebounding (4.8)
- Has led the team in rebounding twice – at #4/5 Maryland, at Dayton
- Caught fire in the third quarter at Clemson (Nov. 24), scoring eight of her career-high 11 points in the period
- Cracked double figures for the first time against App State (Nov. 17), scoring six of her 10 points in the fourth quarter
- With 10 rebounds at Dayton (Nov. 13), became first Gamecock freshman to post back-to-back double-digit rebound games since A'ja Wilson in 2014-15
- Grabbed seven of her team-high 10 rebounds at #4/5 Maryland (Nov. 10) in the third quarter to help stymie a Terrapin run
- Drew the start in her first career game against Alabama State (Nov. 5)

Awards

High School

- Naismith All-America Third Team (2019)
- WBCA All-America Third Team (2019)
- McDonald's All-America (2019)
- USA Today Illinois Player of the Year (2019)
- Gatorade Illinois Player of the Year (2017, 2018, 2019)
- Illinois Ms. Basketball (2017, 2018, 2019)

Miscellaneous

	Season	Career	Record
10+ Points	2	2	2-0
10+ Rebounds	2	2	2-0
Team-High Rebs.	2	2	2-0
Team-High Assts.	2	2	2-0

Career Highs

- Pts** 11 at Clemson, 11/24/19
- FG** 4, 2x, last vs. Indiana, 11/28/19
- FGA** 10 vs. Indiana, 11/28/19
- 3FG** 3 at Clemson, 11/24/19
- 3FGA** 5 at Clemson, 11/24/19
- FT** 8 at Maryland, 11/10/19
- FTA** 12 at Maryland, 11/10/19
- Reb** 10, 2x, last at Dayton, 11/13/19
- Blk** 2 vs. Appalachian State, 11/17/19
- Stl** 3 at Clemson, 11/24/19
- Asst** 4, 2x last vs. Appalachian State, 11/17/19
- Min** 32 vs. Indiana, 11/28/19

GAME-BY-GAME

Opponent	Date	gs	min	Total		3-Pointers		Free throws		Rebounds				pf	a	t/o	blk	stl	pts	avg	
				fg-fga	pct	3fg-fga	pct	ft-fta	pct	off	def	tot	avg								
ALABAMA STATE	11/05/19	*	17	1-5	.200	1-2	.500	1-2	.500	1	4	5	5.0	3	3	0	0	0	4	4.0	
at #4/5 Maryland	11/10/19	*	26	0-6	.000	0-2	.000	8-12	.667	2	8	10	7.5	0	4	0	1	1	8	6.0	
at Dayton	11/13/19	*	22	0-4	.000	0-1	.000	1-4	.250	4	6	10	8.3	1	1	0	0	0	1	4.3	
APPALACHIAN STATE	11/17/19	*	20	3-6	.500	0-1	.000	4-4	1.000	1	8	9	8.5	3	4	4	2	0	10	5.8	
USC UPSTATE	11/21/19	*	15	3-4	.750	0-0	.000	0-0	.000	2	1	3	7.4	0	3	1	1	1	6	5.8	
at Clemson	11/24/19	*	24	4-7	.571	3-5	.600	0-0	.000	0	3	3	6.7	1	2	2	0	3	11	6.7	
vs #17/23 Indiana	11/28/19	*	32	4-10	.400	0-4	.000	1-5	.200	2	4	6	6.6	0	0	3	0	0	9	7.0	
vs Washington State	11/29/19	*	23	2-2	1.000	0-0	.000	0-0	.000	0	4	4	6.3	2	0	3	0	0	4	6.6	
vs #2/2 Baylor	11/30/19	*	26	2-4	.500	0-2	.000	1-2	.500	0	5	5	6.1	3	0	3	1	0	5	6.4	
Totals			9	205	19-48	.396	4-17	.235	16-29	.552	12	43	55	6.1	13	17	16	5	5	58	6.4

Games played: 9
 Minutes/game: 22.8
 Points/game: 6.4
 FG Pct: 39.6
 3FG Pct: 23.5
 FT Pct: 55.2

Rebounds/game: 6.1
 Assists/game: 1.9
 Turnovers/game: 1.8
 Assist/turnover ratio: 1.1
 Steals/game: 0.6
 Blocks/game: 0.6



ALIYAH BOSTON

6-5 • Fr. • Forward • St. Thomas, U.S.V.I.

4

Career Stats at South Carolina

Season	gp-gs	min/avg	fg-fga	pct	3fg-fga	pct	ft-fta	pct	off	def	tot	avg	pf	fo	ast	to	blk	stl	pts	avg
2019-20	9-9	195/21.7	54-74	.730	0-0	.000	19-27	.704	31	37	68	7.6	24	1	10	4	28	13	127	14.1
TOTAL	9-9	195/21.7	54-74	.730	0-0	.000	19-27	.704	31	37	68	7.6	24	1	10	4	28	13	127	14.1

High School Notables

- Ranked No. 3 recruit in the Class of 2019 and the top post player in the class
- Earned consensus All-America selection after her senior season (2018-19), during which she averaged 17.3 points, 10.6 rebounds and 3.2 blocks
- Captured Massachusetts Player of the Year honors from Gatorade (2017, 2018, 2019) and USA Today (2019)
- Played in the McDonald's All-American Game and the Jordan Brand Classic (2019)
- Named NEPSAC Class A Player of the Year (2018, 2019) and a NEPSAC Class A All-Star in 2017
- Helped Worcester Academy to 24-1 record and second-straight New England Prep School Athletic Council (NEPSAC) Class A championship in 2018-19

Season Highlights

- Physical forward who thrives on contact in the post
- Tied for third in the NCAA with 28 blocked shots and is second in field goal percentage – both lead the SEC
- In SEC, ranks 13th in scoring, 12th in rebounding, 2nd in double-doubles and 7th in offensive rebounds (3.4)
- Has led team in scoring four times – at #4/5 Maryland, USC Upstate, at Clemson, vs. #2 Baylor – and in rebounding five times – Alabama State, App State, USC Upstate, vs. Washington State, vs. #2 Baylor
- National and SEC Freshman of the Week following Paradise Jam (Nov. 28-30)
- Notched 10 of her career-high 20 points and six of her career-high 13 rebounds in the fourth quarter against #2/2 Baylor (Nov. 30) to clinch Paradise Jam Reef Division MVP honors
- Scored on four of her five offensive rebounds against Washington State (Nov. 29)
- Second straight double-double and third in five games came against USC Upstate (Nov. 21), hitting the mark by the end of the third quarter
- Hit all six field goal attempts against Appalachian State (Nov. 17), the fifth perfect-shooting game by a freshman in Gamecock history
- Set inside tone early at #4/5 Maryland (Nov. 10), scoring eight of the team's first 10 points and blocking five shots in the opening quarter
- Posted first triple-double by a freshman in program history and the first by any NCAA Div. I player in her career debut against Alabama State (Nov. 5), including a school-record tying 10 blocks

Awards

- 2020 Lisa Leslie Award Watch List
- 2019-20 Ann Meyers Drysdale Award Watch List
- 3x SEC Freshman of the Week (Nov. 12, Nov. 25, Dec. 3)
- USBWA National Freshman of the Week (Dec. 3)
- Paradise Jam Reef Division MVP

High School

- Naismith All-America Second Team (2019)
- WBCA All-America Second Team (2019)
- McDonald's All-America (2019)
- SLAM All-America (2019)
- USA Today Massachusetts Player of the Year (2019)
- Gatorade Massachusetts Player of the Year (2017, 2018, 2019)

USA Basketball

- 2019 FIBA U19 World Cup, gold medal
- 2018 Youth Olympic Games 3x3, gold medal
- 2018 FIBA U17 World Cup, gold medal
- 2018 FIBA U17 World Cup, All-Star Five
- 2017 FIBA U16 Americas Cup, gold medal
- 2017 FIBA U16 Americas Cup, MVP

In the Record Books

- Game**
- T-1st – Blocks in a game (10 vs. Alabama State, 11/5/19)

Miscellaneous

	Season	Career	Record
Triple-Double	1	1	1-0
Double-Double	4	4	4-0
10+ Points	9	9	8-1
10+ Rebounds	4	4	4-0
5+ Blocks	2	2	2-0
Tm-High Points	4	4	4-0
Tm-High Rebs.	5	5	5-0

GAME-BY-GAME

Opponent	Date	gs	min	Total		3-Pointers		Free throws		Rebounds			pf	a	t/o	blk	stl	pts	avg		
				fg-fga	pct	3fg-fga	pct	ft-fta	pct	off	def	tot								avg	
ALABAMA STATE	11/05/19	*	21	3-8	.375	0-0	.000	6-8	.750	7	5	12	12.0	2	1	0	10	3	12	12.0	
at #4/5 Maryland	11/10/19	*	32	6-10	.600	0-0	.000	2-2	1.000	2	5	7	9.5	3	1	0	5	0	14	13.0	
at Dayton	11/13/19	*	16	5-6	.833	0-0	.000	1-2	.500	0	2	2	7.0	2	0	0	1	1	11	12.3	
APPALACHIAN STATE	11/17/19	*	23	6-6	1.000	0-0	.000	2-4	.500	5	5	10	7.8	3	3	1	4	2	14	12.8	
USC UPSTATE	11/21/19	*	17	8-9	.889	0-0	.000	2-2	1.000	5	5	10	8.2	0	2	0	3	2	18	13.8	
at Clemson	11/24/19	*	19	5-7	.714	0-0	.000	3-5	.600	1	3	4	7.5	2	1	0	1	3	13	13.7	
vs #17/23 Indiana	11/28/19	*	14	5-6	.833	0-0	.000	0-0	.000	2	0	2	6.7	5	0	2	1	0	10	13.1	
vs Washington State	11/29/19	*	21	7-10	.700	0-0	.000	1-2	.500	5	3	8	6.9	4	2	1	1	2	15	13.4	
vs #2/2 Baylor	11/30/19	*	32	9-12	.750	0-0	.000	2-2	1.000	4	9	13	7.6	3	0	0	2	0	20	14.1	
Totals			9	195	54-74	.730	0-0	.000	19-27	.704	31	37	68	7.6	24	10	4	28	13	127	14.1

Games played: 9
 Minutes/game: 21.7
 Points/game: 14.1
 FG Pct: 73.0
 FT Pct: 70.4

Rebounds/game: 7.6
 Assists/game: 1.1
 Turnovers/game: 0.4
 Assist/turnover ratio: 2.5
 Steals/game: 1.4
 Blocks/game: 3.1

Career Highs

- Pts** 20 vs. Baylor, 11/30/19
- FG** 9 vs. Baylor, 11/30/19
- FGA** 12 vs. Baylor, 11/30/19
- FT** 6 vs. Alabama State, 11/5/19
- FTA** 8 vs. Alabama State, 11/5/19
- Reb** 13 vs. Baylor, 11/30/19
- Off Reb** 7 vs. Alabama State, 11/5/19
- Blk** 10 vs. Alabama State, 11/5/19*
- Stl** 3, 2x, last at Clemson, 11/24/19
- Asst** 3 vs. Appalachian State, 11/17/19
- Min** 32, 2x, last vs. Baylor, 11/30/19

* indicates school record



ZIA COOKE

5-9 • Fr. • Guard • Toledo, Ohio

1

Career Stats at South Carolina

Season	gp-gs	min/avg	fg-fga	pct	3fg-fga	pct	ft-fta	pct	off	def	tot	avg	pf	fo	ast	to	blk	stl	pts	avg
2019-20	9-9	221/24.6	32-95	.337	10-28	.357	19-23	.826	11	15	26	2.9	20	0	20	17	3	11	93	10.3
TOTAL	9-9	221/24.6	32-95	.337	10-28	.357	19-23	.826	11	15	26	2.9	20	0	20	17	3	11	93	10.3

High School Notables

- Ranked No. 4 recruit in the Class of 2019 and the top point guard in the class
- Earned consensus All-America selection after her senior season (2018-19)
- Played in the McDonald's All-American Game and the Jordan Brand Classic (2019)
- Helped Rogers to a pair of Ohio Division II State Championships (2018, 2019)
- Captured multiple player of the year honors from Ohio Prep Sportswriters Association (OPSWA) Division II (2019), Toledo Blade (2018, 2019), Toledo City League (2017, 2018)
- Named to at least one all-state team in each of her last three seasons at Rogers

Season Highlights

- Dynamic, athletic guard with the ability to score in a variety of ways
- Has led the team in scoring twice – Alabama State, Dayton
- Had best outside shooting night by a Gamecock freshman since 2011 with five 3s at Dayton (Nov. 13), finishing with 27 points for the most by a Gamecock freshman since 2009
- Added six of her 10 points at #4/5 Maryland (Nov. 10) in the second quarter to stretch lead into double figures at halftime
- Netted double-figures in her career debut against Alabama State (Nov. 5), tying for team-high honors with 13 points

Awards

- Naismith HS Player of the Year Finalist (2019)
- Naismith HS All-America First Team (2019)
- WBCA HS All-America First Team (2019)
- McDonald's HS All-America (2019)
- SLAM HS All-America (2019)
- USA Today All-USA Third Team (2019)
- OPSWA Division II Ohio Player of the Year (2019)

USA Basketball

- 2018 FIBA U17 World Cup, gold medal
- 2017 FIBA U16 Americas Cup, gold medal

Miscellaneous

	Season	Career	Record
20+ Points	1	1	1-0
10+ Points	4	4	4-0
Tm-High Points	2	2	2-0
Tm-High Assists	1	1	1-0

Career Highs

- Pts** 27 at Dayton, 11/13/19
- FG** 9 at Dayton, 11/13/19
- FGA** 19 vs. Indiana, 11/28/19
- 3FG** 5 at Dayton, 11/13/19
- 3FGA** 6 at Dayton, 11/13/19
- FT** 6 at Maryland, 11/10/19
- FTA** 6, 2x, last at Dayton, 11/13/19
- Reb** 7 at Dayton, 11/13/19
- Blk** 1, 2x, vs. Appalachian State, 11/17/19
- Stl** 4 vs. USC Upstate, 11/21/19
- Asst** 5 vs. USC Upstate, 11/21/19
- Min** 34 vs. Indiana, 11/28/19

GAME-BY-GAME

Opponent	Date	gs	min	Total		3-Pointers		Free throws		Rebounds				pts	avg						
				fg-fga	pct	3fg-fga	pct	ft-fta	pct	off	def	tot	avg								
ALABAMA STATE	11/05/19	*	24	5-14	.357	0-3	.000	3-3	1.000	2	1	3	3.0	0	2	0	1	2	13	13.0	
at #4/5 Maryland	11/10/19	*	23	2-9	.222	0-3	.000	6-6	1.000	1	3	4	3.5	4	1	4	0	0	10	11.5	
at Dayton	11/13/19	*	30	9-15	.600	5-6	.833	4-6	.667	5	2	7	4.7	2	1	5	0	1	27	16.7	
APPALACHIAN STATE	11/17/19	*	24	2-4	.500	2-3	.667	1-2	.500	0	2	2	4.0	3	3	1	1	2	7	14.3	
USC UPSTATE	11/21/19	*	25	3-12	.250	1-5	.200	1-2	.500	0	1	1	3.4	2	5	1	0	4	8	13.0	
at Clemson	11/24/19	*	24	4-11	.364	1-3	.333	1-1	1.000	0	1	1	3.0	2	3	3	0	1	10	12.5	
vs #17/23 Indiana	11/28/19	*	34	4-19	.211	1-5	.200	1-1	1.000	3	1	4	3.1	2	2	1	0	0	10	12.1	
vs Washington State	11/29/19	*	27	3-9	.333	0-0	.000	0-0	.000	0	3	3	3.1	1	3	0	0	1	6	11.4	
vs #2/2 Baylor	11/30/19	*	10	0-2	.000	0-0	.000	2-2	1.000	0	1	1	2.9	4	0	2	1	0	2	10.3	
Totals			9	221	.337	10-28	.357	19-23	.826	11	15	26	2.9	20	0	20	17	3	11	93	10.3

Games played: 9
 Minutes/game: 24.6
 Points/game: 10.3
 FG Pct: 33.7
 3FG Pct: 35.7
 FT Pct: 82.6

Rebounds/game: 2.9
 Assists/game: 2.2
 Turnovers/game: 1.9
 Assist/turnover ratio: 1.2
 Steals/game: 1.2
 Blocks/game: 0.3



LELE GRISSETT

6-2 • Jr. • Guard/Forward • Durham, N.C.

24

Career Stats at South Carolina

Season	gp-gs	min/avg	fg-fga	pct	3fg-fga	pct	ft-fta	pct	off	def	tot	avg	pf	fo	ast	to	blk	stl	pts	avg
2017-18	36-3	477/13.3	56-119	.471	0-0	.000	39-70	.557	56	77	133	3.7	84	0	18	53	7	24	151	4.2
2018-19	31-2	368/11.9	41-73	.562	0-0	.000	24-44	.545	59	64	123	4.0	61	2	9	33	17	11	106	3.4
2019-20	9-0	151/16.8	15-30	.500	0-1	.000	7-14	.500	22	18	40	4.4	16	0	11	8	8	9	37	4.1
TOTAL	76-5	996/13.1	112-222	.505	0-1	.000	70-128	.547	137	159	296	3.9	161	2	38	94	32	44	294	3.9

Career Notables

- Played in all but two games during her first two seasons, always playing with energy and passion
- Posted her first career double-double in the 2018-19 regular-season meeting with then-#4/5 Baylor (Dec. 2)
- Started at Vanderbilt (Jan. 18, 2018) and turned in a career night, shooting 11-of-12 from the field for 22 points – the first Gamecock freshman 20-point outing in SEC play in three years (20 by A'ja Wilson vs. Vanderbilt, 2/15/15)

Season Highlights

- Making the transition from forward to guard, per her request, and working hard at all aspects of the position
- In the SEC, tied for 15th in blocked shots (0.9)
- Dished out two of her career-high four assists during the game-opening 32-0 run against App State (Nov. 17)
- Tied her career high with five offensive rebounds against Alabama State (Nov. 5)

Miscellaneous

	Season	Career	Record
Double-Double	0	1	0-1
20+ Points	0	1	1-0
10+ Points	1	6	4-2
10+ Rebounds	0	1	0-1
Tm-High Rebs.	0	9	6-3
Team-High Assts.	1	1	1-0

Career Highs

Pts 22 at Vanderbilt, 1/18/18
FG 11 at Vanderbilt, 1/18/18
FGA 12 at Vanderbilt, 1/18/18
FT 4, 2x, last vs. Drake, 11/24/18
FTA 8 vs. College of Charleston, 12/5/17
Reb 10 vs. Baylor, 12/2/18
Off Reb 5, 4x, last vs. Alabama St., 11/5/19
Blk 3 at Clemson, 11/24/19
Stl 4 vs. Alabama State, 11/10/17
Asst 4 vs. Appalachian State, 11/17/19
Min 29 vs. Tennessee, 1/14/18

GAME-BY-GAME

Opponent	Date	gs	min	Total		3-Pointers		Free throws		Rebounds				pf	a	t/o	blk	stl	pts	avg
				fg-fga	pct	3fg-fga	pct	ft-fta	pct	off	def	tot	avg							
ALABAMA STATE	11/05/19	22	5-6	.833	0-0	.000	0-2	.000	5	2	7	7.0	3	1	0	1	2	10	10.0	
at #4/5 Maryland	11/10/19	12	1-1	1.000	0-0	.000	1-2	.500	4	0	4	5.5	3	0	1	0	0	3	6.5	
at Dayton	11/13/19	21	1-3	.333	0-0	.000	0-0	.000	2	5	7	6.0	1	2	3	2	0	2	5.0	
APPALACHIAN STATE	11/17/19	22	1-6	.167	0-0	.000	1-2	.500	2	3	5	5.8	3	4	1	0	1	3	4.5	
USC UPSTATE	11/21/19	19	2-3	.667	0-1	.000	3-3	1.000	2	1	3	5.2	1	2	0	1	2	7	5.0	
at Clemson	11/24/19	17	3-6	.500	0-0	.000	0-1	.000	2	3	5	5.2	1	1	2	3	2	6	5.2	
vs #17/23 Indiana	11/28/19	6	0-0	.000	0-0	.000	1-2	.500	2	0	2	4.7	1	0	0	0	0	1	4.6	
vs Washington State	11/29/19	17	2-5	.400	0-0	.000	0-0	.000	2	3	5	4.8	1	0	0	1	2	4	4.5	
vs #2/2 Baylor	11/30/19	15	0-0	.000	0-0	.000	1-2	.500	1	1	2	4.4	2	1	1	0	0	1	4.1	
Totals		0	151	15-30	.500	0-1	.000	7-14	.500	22	18	40	4.4	16	11	8	8	9	37	4.1

Games played: 9
 Minutes/game: 16.8
 Points/game: 4.1
 FG Pct: 50.0
 3FG Pct: 0.0
 FT Pct: 50.0

Rebounds/game: 4.4
 Assists/game: 1.2
 Turnovers/game: 0.9
 Assist/turnover ratio: 1.4
 Steals/game: 1.0
 Blocks/game: 0.9



TYASHA HARRIS

5-10 • Sr. • Guard • Noblesville, Ind.

52

Career Stats at South Carolina

Season	gp-gs	min/avg	fg-fga	pct	3fg-fga	pct	ft-fa	pct	off	def	tot	avg	pf	fo	ast	to	blk	stl	pts	avg
2016-17	37-27	973/26.3	75-175	.429	26-78	.333	33-49	.673	5	70	75	2.0	57	0	117	59	7	37	209	5.6
2017-18	36-35	1208/33.6	133-318	.418	32-107	.299	76-102	.745	11	110	121	3.4	53	2	220	93	7	79	374	10.4
2018-19	33-32	1040/31.5	123-309	.398	39-127	.307	76-89	.854	14	102	116	3.5	67	1	176	55	10	55	361	10.9
2019-20	9-9	248/27.6	38-96	.396	10-27	.370	15-17	.882	3	32	35	3.9	12	1	44	21	0	16	101	11.2
TOTAL	115-103	3469/30.2	369-898	.411	107-339	.316	200-257	.778	33	314	347	3.0	189	4	557	228	24	187	1045	9.1

Career Notables

- Took over starting point guard duties full-time in Jan. 2017 and guided Gamecocks to SEC and NCAA titles that season, adding the 2018 SEC Tournament title to her resume as well
- Holds six single-season school records, two career marks and is on pace to add another (current assist record is 615)
- One of four Gamecocks all-time with over 1,000 points and 500 assists in her career
- Is far and away the SEC's active leader in career assists and ranks eighth among active NCAA Div. I players
- In 2018-19, ranked third in the SEC and 30th in the nation in assists per game (5.3), eighth in nation in assist/turnover ratio (3.2)
- Ranked the No. 27 overall recruit and the No. 8 point guard in the 2016 Class

Season Highlights

- Calming presence whenever she is on the floor with excellent vision and decision-making
- Sits in third in Gamecock history with 557 career assists, 38 out of second place
- Leads the SEC in assists (4.9), is fifth in assist-to-turnover ratio (2.1) and 12th in steals (1.8)
- Got offense on track vs. #2/2 Baylor (Nov. 30) with a 3 and a steal turned layup to end an 8-2 opening run and steadied the Gamecocks late with a pair of free throws after the Lady Bears pulled within two in the fourth quarter
- Hit a 3 to cap a 9-0 run to open the fourth quarter against Washington State (Nov. 29), putting the game away
- Used a steal and layup to join the 1,000-point club in the third quarter against USC Upstate (Nov. 21)
- Controlled tempo in fourth quarter at #4/5 Maryland (Nov. 10) and scored five points in the final 1:07 to seal win
- Opened the season with stat-stuffing performance against Alabama State (Nov. 5), including five of her 11 points in the third quarter as Gamecocks pulled away after halftime

Awards

- 2020 Watch List – Naismith, Wade, Wooden, Drysdale, Lieberman
- 2020 Preseason All-SEC First Team
- 2x All-SEC Second Team (Coaches, AP) – 2018, 2019
- 2019 Nancy Lieberman Award Finalist
- 2019 Dawn Staley Award Midseason Watch List
- 2x WBCA All-America Hon. Mention – 2018, 2019
- 2018 SEC All-Tournament Team
- 2017 SEC All-Freshman Team
- 2016-17 SEC First-Year Academic Honor Roll

USA Basketball

- 2019 Pan Am Games, silver medal
- 2018 U.S. National Team Training Camp (Sept.)
- 2017 FIBA U19 World Cup, silver medal
- 2016 FIBA U18 Americas Cup, gold medal

In the Record Books

Career

- 1st – Assists in an SEC career (263)
- 1st – Points/Assists double-doubles in a career (9)
- 3rd – Assists in a career (557)

Season

- 1st – Assists in a season (220 in 2017-18)
- 1st – Minutes played in a season (1,208 in 2017-18)
- 1st – Games played in a season (37 in 2016-17)
- 1st – Points/Assists double-doubles (6 in 2017-18)
- 1st – Assists in an SEC season (104 in 2017-18)
- 1st – Assist average in an SEC season (6.5 in 2017-18)

Game

- 1st – Assists in an SEC game (14 at Tennessee, 2/24/19)

Miscellaneous

	Season	Career	Record
Double-Double	0	9	8-1
20+ Points	1	7	4-3
10+ Points	6	52	43-9
5+ Assists	4	59	52-7
5+ Steals	0	3	3-0
Tm-High Points	2	8	5-3
Tm-High Rebs.	0	2	2-0
Tm-High Assts.	9	82	67-15

Career Highs

- Pts** 28 vs. Tennessee, 1/14/18
- FG** 9, 3x, last vs. Arkansas, 3/8/19
- FGA** 21 vs. Tennessee, 1/14/18
- 3FG** 4, 3x, last vs. USC Upstate, 11/21/19
- 3FGA** 8, 3x, last at Mississippi State, 1/17/19
- FT** 8, 2x, last at Auburn, 2/28/19
- FTA** 10 vs. Tennessee, 1/14/18
- Reb** 13 vs. Arkansas, 1/25/18
- Stl** 6, 2x, last vs. Savannah State, 12/17/17
- Asst** 14 at Tennessee, 2/24/19
- Min** 46 at Purdue, 12/16/18

GAME-BY-GAME

Opponent	Date	gs	min	Total		3-Pointers		Free throws		Rebounds				pf	a	t/o	blk	stl	pts	avg	
				fg-fga	pct	3fg-fga	pct	ft-fa	pct	off	def	tot	avg								
ALABAMA STATE	11/05/19	*	20	5-10	.500	0-1	.000	1-1	1.000	1	4	5	5.0	0	4	3	0	2	11	11.0	
at #4/5 Maryland	11/10/19	*	38	3-14	.214	1-1	1.000	6-6	1.000	0	6	6	5.5	0	4	3	0	0	13	12.0	
at Dayton	11/13/19	*	23	2-8	.250	0-1	.000	0-0	.000	1	3	4	5.0	3	7	2	0	1	4	9.3	
APPALACHIAN STATE	11/17/19	*	21	5-10	.500	1-3	.333	0-0	.000	0	1	1	4.0	0	4	0	0	0	11	9.8	
USC UPSTATE	11/21/19	*	23	6-9	.667	4-5	.800	2-2	1.000	0	7	7	4.6	2	6	3	0	2	18	11.4	
at Clemson	11/24/19	*	26	5-10	.500	0-3	.000	2-2	1.000	0	4	4	4.5	0	4	0	0	2	12	11.5	
vs #17/23 Indiana	11/28/19	*	30	2-6	.333	1-3	.333	0-0	.000	0	1	1	4.0	5	5	4	0	4	5	10.6	
vs Washington State	11/29/19	*	30	3-11	.273	1-3	.333	0-0	.000	0	3	3	3.9	2	3	1	0	3	7	10.1	
vs #2/2 Baylor	11/30/19	*	37	7-18	.389	2-7	.286	4-6	.667	1	3	4	3.9	0	7	5	0	2	20	11.2	
Totals			9	248	38-96	.396	10-27	.370	15-17	.882	3	32	35	3.9	12	44	21	0	16	101	11.2

Games played: 9
 Minutes/game: 27.6
 Points/game: 11.2
 FG Pct: 39.6
 3FG Pct: 37.0
 FT Pct: 88.2

Rebounds/game: 3.9
 Assists/game: 4.9
 Turnovers/game: 2.3
 Assist/turnover ratio: 2.1
 Steals/game: 1.8



DESTANNI HENDERSON

5-7 • So. • Guard • Fort Myers, Fla.

3

Career Stats at South Carolina

Season	gp-gs	min/avg	fg-fga	pct	3fg-fga	pct	ft-fa	pct	off	def	tot	avg	pf	fo	ast	to	blk	stl	pts	avg
2018-19	31-9	485/15.6	58-157	.369	29-78	.372	24-34	.706	14	35	49	1.6	30	0	40	40	2	16	169	5.5
2019-20	9-0	225/25.0	28-64	.438	13-29	.448	8-12	.667	5	22	27	3.0	10	0	25	21	2	15	77	8.6
TOTAL	40-9	710/17.8	86-221	.389	42-107	.393	32-46	.696	19	57	76	1.9	40	0	65	61	4	31	246	6.2

Career Notables

- Hit her stride midway through SEC play as a freshman, earning four starts in the last nine games of the season
- Enjoyed a six-game stretch that included double-figure points five times, highlighted by 12 points on 4-of-8 3-point shooting against then-#16/17 Kentucky (Feb. 21, 2019)
- Rated No. 1 point guard and No. 9 overall recruit in Class of 2018
- Helped high school team to three state championships while amassing 1,649 career points

Season Highlights

- Dynamic, slashing guard with solid outside shooting percentage
- Drained a three to ignite a 10-0 Gamecock run to give Carolina a lead it would not relinquish against #2/2 Baylor (Nov. 30)
- Scored eight of her nine points during a 10-2 run midway through the first half against Washington St. (Nov. 29)
- Bookended her 15-point game against USC Upstate (Nov. 21) with a six-point first quarter and a six-point fourth quarter
- Best shooting of the season against Appalachian State (Nov. 17) to finish second on team with 16 points
- Was solid as a lead guard against Alabama State (Nov. 5), tying for team-high honors with four assists and picking career-high three steals

Awards

- 2019 SEC All-Freshman Team
- 2019 SEC First-Year Academic Honor Roll

High School

- McDonald's All-America (2018)
- Florida Dairy Farmers Miss Basketball (2018)
- Florida Dairy Farmers Class 7A Player of the Year (2017, 2018)

USA Basketball

- 2016 FIBA U17 World Cup, bronze medal

Miscellaneous

	Season	Career	Record
10+ Points	3	11	10-1
5+ Assists	1	2	2-0
Tm-High Points	0	3	2-1
Tm-High Assts.	2	3	3-0

Career Highs

- Pts** 19 at Arkansas, 2/3/19
- FG** 7 at Arkansas, 2/3/19
- FGA** 11 at Arkansas, 2/3/19
- 3FG** 5 vs. USC Upstate, 11/21/19
- 3FGA** 7 at Alabama State, 11/11/18
- FT** 6 vs. Georgia, 2/14/19
- FTA** 7 vs. Georgia, 2/14/19
- Reb** 6 vs. Kentucky, 2/21/19
- Stl** 3, 3x, last vs. USC Upstate, 11/21/19
- Asst.** 5, 2x, last vs. USC Upstate, 11/21/19
- Min.** 32 vs. Baylor, 11/30/19

GAME-BY-GAME

Opponent	Date	gs	min	Total		3-Pointers		Free throws		Rebounds				pf	a	t/o	blk	stl	pts	avg
				fg-fga	pct	3fg-fga	pct	ft-fa	pct	off	def	tot	avg							
ALABAMA STATE	11/05/19	30	3-7	.429	2-3	.667	0-0	.000	1	1	2	2.0	2	4	1	0	3	8	8.0	
at #4/5 Maryland	11/10/19	21	2-6	.333	0-1	.000	0-0	.000	1	4	5	3.5	1	0	2	0	1	4	6.0	
at Dayton	11/13/19	22	1-7	.143	0-1	.000	3-4	.750	0	4	4	3.7	1	3	3	0	1	5	5.7	
APPALACHIAN STATE	11/17/19	27	6-8	.750	2-3	.667	2-2	1.000	0	1	1	3.0	0	3	3	2	3	16	8.3	
USC UPSTATE	11/21/19	23	5-8	.625	5-6	.833	0-0	.000	1	4	5	3.4	0	5	3	0	3	15	9.6	
at Clemson	11/24/19	25	4-8	.500	2-6	.333	0-0	.000	0	2	2	3.2	3	4	2	0	1	10	9.7	
vs #17/23 Indiana	11/28/19	20	1-7	.143	0-5	.000	0-0	.000	1	1	2	3.0	1	3	1	0	1	2	8.6	
vs Washington State	11/29/19	25	3-7	.429	1-2	.500	2-4	.500	0	1	1	2.8	0	1	1	0	0	9	8.6	
vs #2/2 Baylor	11/30/19	32	3-6	.500	1-2	.500	1-2	.500	1	4	5	3.0	2	2	5	0	2	8	8.6	
Totals		0	225	28-64	.438	13-29	.448	8-12	.667	5	22	27	3.0	10	25	21	2	15	77	8.6

Games played: 9
 Minutes/game: 25.0
 Points/game: 8.6
 FG Pct: 43.8
 3FG Pct: 44.8
 FT Pct: 66.7

Rebounds/game: 3.0
 Assists/game: 2.8
 Turnovers/game: 2.3
 Assist/turnover ratio: 1.2
 Steals/game: 1.7
 Blocks/game: 0.2



MIKIAH HERBERT HARRIGAN 6-2 • Sr. • Forward • Pembroke Pines, Fla.

21

Career Stats at South Carolina

Season	gp-gs	min/avg	fg-fga	pct	3fg-fga	pct	ft-fta	pct	off	def	tot	avg	pf	fo	ast	to	blk	stl	pts	avg
2016-17	37-3	610/16.5	71-152	.467	1-4	.250	37-53	.698	40	81	121	3.3	55	2	19	44	39	14	180	4.9
2017-18	33-5	558/16.9	90-184	.489	2-11	.182	53-69	.768	31	90	121	3.7	66	1	20	40	42	12	235	7.1
2018-19	33-21	748/22.7	132-285	.463	11-26	.423	69-84	.821	44	123	167	5.1	71	3	16	43	71	20	344	10.4
2019-20	9-9	235/26.1	49-92	.533	3-11	.273	23-31	.742	16	40	56	6.2	18	0	14	18	20	5	124	13.8
TOTAL	112-38	2151/19.2	342-713	.480	17-52	.327	182-237	.768	131	334	465	4.2	210	6	69	145	172	51	883	7.9

Career Notables

- Has helped Gamecocks to 2017 NCAA National Championship and two SEC Tournament titles (2017, 2018)
- Among the SEC's top shot blockers over last two seasons and is second among active players in career blocks
- Became 13th Gamecock to reach 100 career blocks with a pair of swats at Purdue (Dec. 16) and moved into program's career top five in blocks against Florida State (Mar. 24, 2019)
- Ranked 35th in the nation in blocks per game in 2018-19 (2.1)
- Ranked the No. 12 forward in the 2016 class and the No. 74 player overall

Season Highlights

- Aggressive on both sides of the ball with quickness off the floor, smooth jumper with expanding range
- Ranks fifth in the SEC and 31st in the nation with 2.2 blocks per game
- In the SEC, ranks 165th in scoring, eighth in field goal percentage and ninth in free throw percentage
- Fourth in program history with 172 career blocks, five away from third place
- Has led team in scoring five times – Alabama State, Appalachian State, at Clemson, vs. #17/23 Indiana, vs. Washington State
- Used back-to-back layups to launch a 13-2 run to close out the win over #2/2 Baylor (Nov. 30)
- Put the Washington State (Nov. 29) game out of reach with six quick points in the fourth quarter, finishing with nine of her team-high 20 points in the final period
- Moved into fourth place in program history with a pair of blocks, coming on the same possession, against USC Upstate (Nov. 21)
- Tallied nine of her game-high 21 points during in the first quarter against Appalachian State (Nov. 17)
- Scored 10 of her team-high 13 points against Alabama State (Nov. 5) in the third quarter, including 6-of-6 free throw shooting

Awards

- 2020 Preseason All-SEC Second Team (Coaches, Media)
- 2019 Paradise Jam Reef Division All-Tournament
- 2018 SEC All-Tournament Team

In the Record Books

Career

4th – Blocks in an career (172)

Season

1st – Games played in a season (37 in 2016-17)

Game

5th – Blocked shots in an SEC game (6 at Texas A&M, 1/3/19)

Miscellaneous

	Season	Career	Record
Double-Doubles	0	3	2-1
20+ Points	2	5	4-1
10+ Points	8	41	32-9
10+ Rebounds	0	5	4-1
5+ Blocks	0	2	2-0
Tm-High Pts.	5	14	10-4
Tm-High Rebs.	2	11	8-3

Career Highs

- Pts** 27 vs. Arkansas, 3/8/19
- FG** 10 vs. Appalachian State, 11/17/19
- FGA** 17 vs. Appalachian State, 11/17/19
- 3FG** 2, 2x, last vs. Arkansas, 3/8/19
- 3FGA** 4 at Mississippi State, 1/17/19
- FT** 7, 2x, last vs. Arkansas, 3/8/19
- FTA** 8, 2x, last vs. Washington St., 11/29/19
- Reb** 16 at Texas A&M, 1/3/19
- Off Reb** 8 at Purdue, 12/16/18
- Def Reb** 13 at Texas A&M, 1/3/19
- Blk** 6 at Texas A&M, 1/3/19
- Stl** 4 vs. Clemson, 11/15/18
- Asst** 4 at Purdue, 12/16/18
- Min** 45 at Purdue, 12/16/18

GAME-BY-GAME

Opponent	Date	gs	min	Total		3-Pointers		Free throws		Rebounds				pf	a	t/o	blk	stl	pts	avg	
				fg-fga	pct	3fg-fga	pct	ft-fta	pct	off	def	tot	avg								
ALABAMA STATE	11/05/19	*	19	3-7	.429	1-1	1.000	6-6	1.000	1	4	5	5.0	1	2	2	1	0	13	13.0	
at #4/5 Maryland	11/10/19	*	30	4-12	.333	0-2	.000	0-0	.000	1	6	7	6.0	2	2	2	1	8	10.5		
at Dayton	11/13/19	*	23	4-6	.667	0-0	.000	2-4	.500	0	3	3	5.0	2	0	0	4	0	10	10.3	
APPALACHIAN STATE	11/17/19	*	26	10-17	.588	1-3	.333	0-0	.000	2	4	6	5.3	0	2	2	4	3	21	13.0	
USC UPSTATE	11/21/19	*	18	5-9	.556	0-1	.000	3-3	1.000	1	5	6	5.4	3	2	1	2	0	13	13.0	
at Clemson	11/24/19	*	26	5-9	.556	0-1	.000	3-5	.600	5	4	9	6.0	2	1	2	2	1	13	13.0	
vs #17/23 Indiana	11/28/19	*	33	5-12	.417	0-2	.000	3-3	1.000	3	5	8	6.3	4	1	3	1	0	13	13.0	
vs Washington State	11/29/19	*	30	8-12	.667	0-0	.000	4-8	.500	2	2	4	6.0	1	2	3	1	0	20	13.9	
vs #2/2 Baylor	11/30/19	*	30	5-8	.625	1-1	1.000	2-2	1.000	1	7	8	6.2	3	2	3	3	0	13	13.8	
Totals			9	235	49-92	.533	3-11	.273	23-31	.742	16	40	56	6.2	18	14	18	20	5	124	13.8

Games played: 9
 Minutes/game: 26.1
 Points/game: 13.8
 FG Pct: 53.3
 3FG Pct: 27.3
 FT Pct: 74.2

Rebounds/game: 6.2
 Assists/game: 1.6
 Turnovers/game: 2.0
 Assist/turnover ratio: 0.8
 Steals/game: 0.6
 Blocks/game: 2.2



VICTARIA SAXTON

6-2 • So. • Forward • Rome, Ga.

5

Career Stats at South Carolina

Season	gp-gs	min/avg	fg-fga	pct	3fg-fga	pct	ft-fta	pct	off	def	tot	avg	pf	fo	ast	to	blk	stl	pts	avg
2018-19	28-1	291/10.4	40-70	.571	0-0	.000	36-62	.581	51	32	83	3.0	41	0	5	19	35	14	116	4.1
2019-20	9-0	140/15.6	23-35	.657	0-0	.000	10-20	.500	13	23	36	4.0	20	0	4	8	9	7	56	6.2
TOTAL	37-1	431/11.6	63-105	.600	0-0	.000	46-82	.561	64	55	119	3.2	61	0	9	27	44	21	172	4.6

Career Notables

- Solid contributor in SEC action as a freshman, including earning one start
- Ranked No. 47 overall and No. 6 forward in the 2018 class
- Averaged 24.3 points and 14.9 rebounds as a senior, leading team to Georgia Class AA Final Four
- Finished high school career as Model's all-time leading scorer (2,622) and averaged a double-double throughout her career

Season Highlights

- Quick and strong off the floor, makes her a relentless rebounder with an expanding offensive game
- Tied for 13th in the SEC with 1.0 blocks per game
- Turned in third-straight double-digit scoring game against USC Upstate (Nov. 21), including four points in the decisive opening quarter
- Scored six of her season-high 13 points in the second quarter at Dayton (Nov. 13) to help the Gamecocks put the game out of reach

Awards

- 2019 SEC All-Freshman Team
- 2019 SEC First-Year Academic Honor Roll

Miscellaneous

	Season	Career	Record
10+ Points	3	5	5-0
5+ Blocks	0	1	1-0
Tm-High Points	0	1	1-0
Tm-High Rebs.	0	2	2-0

Career Highs

- Pts** 19 at Arkansas, 2/3/19
- FG** 7 at Arkansas, 2/3/19
- FGA** 8, 2x, last vs. USC Upstate, 11/21/19
- FT** 8 vs. Georgia, 2/14/19
- FTA** 8 vs. Georgia, 2/14/19
- Reb** 9 at Arkansas, 2/3/19
- Off Reb** 5, 3x, last vs. USC Upstate, 11/21/19
- Blk** 5 vs. Clemson, 11/15/18
- Stl** 3 at Alabama State, 11/11/18
- Asst** 2, 2x, last vs. Appalachian State, 11/17/19
- Min** 27 vs. Kentucky, 2/21/19

GAME-BY-GAME

Opponent	Date	gs	min	Total		3-Pointers		Free throws		Rebounds				pf	a	t/o	blk	stl	pts	avg
				fg-fga	pct	3fg-fga	pct	ft-fta	pct	off	def	tot	avg							
ALABAMA STATE	11/05/19	20	3-5	.600	0-0	.000	3-6	.500	0	5	5	5.0	3	2	3	1	1	9	9.0	
at #4/5 Maryland	11/10/19	12	1-2	.500	0-0	.000	0-0	.000	0	3	3	4.0	1	0	1	0	0	2	5.5	
at Dayton	11/13/19	19	5-7	.714	0-0	.000	3-4	.750	2	4	6	4.7	4	0	1	3	1	13	8.0	
APPALACHIAN STATE	11/17/19	23	4-6	.667	0-0	.000	2-3	.667	1	5	6	5.0	4	2	0	4	0	10	8.5	
USC UPSTATE	11/21/19	20	6-8	.750	0-0	.000	2-7	.286	5	3	8	5.6	0	0	0	1	2	14	9.6	
at Clemson	11/24/19	10	1-3	.333	0-0	.000	0-0	.000	2	1	3	5.2	2	0	0	0	1	2	8.3	
vs #17/23 Indiana	11/28/19	14	1-1	1.000	0-0	.000	0-0	.000	1	2	3	4.9	4	0	3	0	0	2	7.4	
vs Washington State	11/29/19	12	1-2	.500	0-0	.000	0-0	.000	2	0	2	4.5	0	0	0	0	0	2	6.8	
vs #2/2 Baylor	11/30/19	10	1-1	1.000	0-0	.000	0-0	.000	0	0	0	4.0	2	0	0	0	2	2	6.2	
Totals		0	140	23-35	.657	0-0	.000	10-20	.500	13	23	36	4.0	20	4	8	9	7	56	6.2

Games played: 9
 Minutes/game: 15.6
 Points/game: 6.2
 FG Pct: 65.7
 FT Pct: 50.0

Rebounds/game: 4.0
 Assists/game: 0.4
 Turnovers/game: 0.9
 Assist/turnover ratio: 0.5
 Steals/game: 0.8
 Blocks/game: 1.0



OLIVIA THOMPSON

5-8 • Fr. • Guard • Lexington, S.C.



Career Stats at South Carolina

Season	gp-gs	min/avg	fg-fga	pct	3fg-fga	pct	ft-fta	pct	off	def	tot	avg	pf	fo	ast	to	blk	stl	pts	avg
2019-20	5-0	34/6.8	6-15	.400	4-11	.364	0-0	.000	0	1	1	0.2	0	0	3	1	1	0	16	3.2
TOTAL	5-0	34/6.8	6-15	.400	4-11	.364	0-0	.000	0	1	1	0.2	0	0	3	1	1	0	16	3.2

High School Notables

- Is among the most prolific 3-point shooters in South Carolina prep girls' basketball history, including her 105 3s in 2017-18 to rank second all-time in the state
- Claimed All-State honors from the South Carolina Basketball Coaches Association (SCBCA) each of her last three seasons (2017, 2018, 2019) and was a USA Today All-South Carolina First Team selection as a senior (2019)
- Finished her career as the all-time leading scorer in Lexington High School history
- Helped Lexington to Region 5 5A championship as a senior (2018-19) behind her 19.2 points per game

Season Highlights

- Solid outside shooter
- Has played in five games, including season-high 10 minutes against USC Upstate (Nov. 21)
- Made an ideal debut in front of the hometown crowd against Alabama State (Nov. 5), scoring seven of her 10 fourth-quarter points in a 38-second span

Awards

- SCBCA Class 5A Player of the Year (2019)
- SC HS Sports Report co-Statewide Player of the Year (2019)

Miscellaneous

	Season	Career	Record
10+ Points	1	1	1-0

Career Highs

Pts	10 vs. Alabama State, 11/5/19
FG	4 vs. Alabama State, 11/5/19
FGA	7 vs. Alabama State, 11/5/19
3FG	2 vs. Alabama State, 11/5/19
3FGA	5 vs. Alabama State, 11/5/19
FT	
FTA	
Reb	1 vs. USC Upstate, 11/21/19
Blk	1 vs. Clemson, 11/24/19
Stl	
Asst	2 vs. USC Upstate, 11/21/19
Min	10 vs. vs. USC Upstate, 11/21/19

GAME-BY-GAME

Opponent	Date	gs	min	Total		3-Pointers		Free throws		Rebounds				pf	a	t/o	blk	stl	pts	avg
				fg-fga	pct	3fg-fga	pct	ft-fta	pct	off	def	tot	avg							
ALABAMA STATE	11/05/19	7	4-7	.571	2-5	.400	0-0	.000	0	0	0	0.0	0	1	0	0	0	0	10	10.0
at Dayton	11/13/19	4	0-0	.000	0-0	.000	0-0	.000	0	0	0	0.0	0	0	0	0	0	0	0	5.0
APPALACHIAN STATE	11/17/19	6	0-1	.000	0-1	.000	0-0	.000	0	0	0	0.0	0	0	0	0	0	0	0	3.3
USC UPSTATE	11/21/19	10	1-5	.200	1-3	.333	0-0	.000	0	1	1	0.3	0	2	1	0	0	3	3.3	
at Clemson	11/24/19	7	1-2	.500	1-2	.500	0-0	.000	0	0	0	0.2	0	0	0	1	0	3	3.2	
Totals		0	34	6-15	.400	4-11	.364	0-0	.000	0	1	1	0.2	0	3	1	1	0	16	3.2

Games played: 5
 Minutes/game: 6.8
 Points/game: 3.2
 FG Pct: 40.0
 3FG Pct: 36.4

Rebounds/game: 0.2
 Assists/game: 0.6
 Turnovers/game: 0.2
 Assist/turnover ratio: 3.0
 Blocks/game: 0.2



ELYSA WESOLEK

6-1 • So. • Forward • Charleston, S.C.

32

Career Stats at South Carolina

Season	gp-gs	min/avg	fg-fga	pct	3fg-fga	pct	ft-fta	pct	off	def	tot	avg	pf	fo	ast	to	blk	stl	pts	avg
2018-19	12-0	52/4.3	7-20	.350	3-10	.300	6-7	.857	8	2	10	0.8	14	0	2	4	1	1	23	1.9
2019-20	5-0	37/7.4	4-12	.333	2-6	.333	0-0	.000	2	4	6	1.2	3	0	2	4	0	3	10	2.0
TOTAL	17-0	89/5.2	11-32	.344	5-16	.313	6-7	.857	10	6	16	0.9	17	0	4	8	1	4	33	1.9

Career Notables

- Played in 12 of team's 33 games, including three SEC outings and two NCAA Tournament contests as a freshman
- Four-year starter at Northwood Academy including three seasons winning South Carolina Independent School Association (SCISA) 3A state championship (2015, 2016, 2017)
- Amassed over 1,000 points in her high school career, including averaging 18.5 points as a senior

Season Highlights

- Has played in five games, including season-high 10 minutes against USC Upstate (Nov. 21)
- Had a perfect shooting night against Alabama State (Nov. 5) in season opener

Awards

SEC First-Year Academic Honor Roll

High School

SCISA Miss Basketball (2018)
SCISA 3A Player of the Year (2017)

Miscellaneous

	Season	Career	Record
10+ Points	0	1	1-0

Career Highs

Pts 10 vs. ETSU, 11/22/18
FG 3, 2x, last vs. Alabama State, 11/5/19
FGA 5 at Alabama State, 11/11/18
3FG 2 vs. ETSU, 11/22/18
3FGA 3 at Alabama State, 11/11/18
FT 3 at Alabama State, 11/11/18
FTA 3 at Alabama State, 11/11/18
Reb 2, 5x, last at Clemson, 11/24/19
Stl 2 vs. USC Upstate, 11/21/19
Asst 1, 4x, last at Clemson, 11/24/19
Min 10 vs. USC Upstate, 11/21/19

GAME-BY-GAME

Opponent	Date	gs	min	Total		3-Pointers		Free throws		Rebounds				pf	a	t/o	blk	stl	pts	avg
				fg-fga	pct	3fg-fga	pct	ft-fta	pct	off	def	tot	avg							
ALABAMA STATE	11/05/19	6		3-3	1.000	1-1	1.000	0-0	.000	0	1	1	1.0	2	1	1	0	1	7	7.0
at Dayton	11/13/19	5		0-1	.000	0-1	.000	0-0	.000	0	1	1	1.0	0	0	0	0	0	3.5	
APPALACHIAN STATE	11/17/19	8		0-2	.000	0-1	.000	0-0	.000	0	0	0	0.7	1	0	1	0	0	2.3	
USC UPSTATE	11/21/19	10		0-3	.000	0-1	.000	0-0	.000	1	1	2	1.0	0	0	1	0	2	1.8	
at Clemson	11/24/19	8		1-3	.333	1-2	.500	0-0	.000	1	1	2	1.2	0	1	1	0	3	2.0	
Totals		0	37	4-12	.333	2-6	.333	0-0	.000	2	4	6	1.2	3	2	4	0	3	10	2.0

Games played: 5
 Minutes/game: 7.4
 Points/game: 2.0
 FG Pct: 33.3
 3FG Pct: 33.3

Rebounds/game: 1.2
 Assists/game: 0.4
 Turnovers/game: 0.8
 Assist/turnover ratio: 0.5
 Steals/game: 0.6

Official Basketball Box Score -- Game Totals -- Final Statistics
Alabama State vs #8/10 South Carolina
11/05/19 7 p.m. at Columbia, S.C./Colonial Life Arena

Alabama State 43 • 0-1

Table with columns: #, Player, FG-FGA, 3-Ptr, FT-FTA, Rebounds, PF, TP, A TO Blk Stl, Min. Rows include Smith, Aniyah, Clark, Zomoria, Emmanuel, Ayana, Crawford, Jayla, Lee, Courtney, Nelson, Aliyah, Howard, Kayauna, Aikerson, Taylor, Randle, Dereisea, White, Hannah, Harvey, Victoria, Team, Totals.

Summary statistics table with columns: 1st-FG%, 2nd-FG%, 3rd-FG%, 4th-FG%, Game, Deadball Rebounds.

#8/10 South Carolina 103 • 1-0

Table with columns: #, Player, FG-FGA, 3-Ptr, FT-FTA, Rebounds, PF, TP, A TO Blk Stl, Min. Rows include BOSTON, Aliyah, HERBERT HARRIGAN, COOKE, Zia, BEAL, Brea, HARRIS, Tyasha, THOMPSON, Olivia, HENDERSON, Destanni, SAXTON, Victoria, AMIHERE, Laetia, GRISSETT, LeLe, WESOLEK, Elysa, Team, Totals.

Summary statistics table with columns: 1st-FG%, 2nd-FG%, 3rd-FG%, 4th-FG%, Game, Deadball Rebounds.

Officials: Beverly Roberts, Marcus Clayton, Troy Winders
Technical fouls: Alabama State-Clark,Zomoria. #8/10 South Carolina-None.
Attendance: 10586

Score by periods table with columns: 1st, 2nd, 3rd, 4th, Total. Rows: Alabama State, #8/10 South Carolina.

Last FG - ALAST 4th-00:19, SC 4th-00:55.
Largest lead - ALAST None, SC by 62 4th-00:55.
ALAST led for 00:00. SC led for 38:57. Game was tied for 01:03.

Official Basketball Box Score -- Game Totals -- Final Statistics
#8/10 South Carolina vs #4/5 Maryland
11/10/19 3 p.m. at College Park, Md./XFINITY Center

#8/10 South Carolina 63 • 2-0,0-0 SEC

Table with columns: #, Player, FG-FGA, 3-Ptr, FT-FTA, Rebounds, PF, TP, A TO Blk Stl, Min. Rows include BOSTON, Aliyah, HERBERT HARRIGAN, COOKE, Zia, BEAL, Brea, HARRIS, Tyasha, HENDERSON, Destanni, SAXTON, Victoria, AMIHERE, Laetia, GRISSETT, LeLe, Team, Totals.

Summary statistics table with columns: 1st-FG%, 2nd-FG%, 3rd-FG%, 4th-FG%, Game, Deadball Rebounds.

#4/5 Maryland 54 • 1-1,0-0 Big Ten

Table with columns: #, Player, FG-FGA, 3-Ptr, FT-FTA, Rebounds, PF, TP, A TO Blk Stl, Min. Rows include Stephanie Jones, Kaila Charles, Taylor Mikesell, Diamond Miller, Ashley Owusu, Shakira Austin, Faith Masonius, Blair Watson, Sara Vujacic, Team, Totals.

Summary statistics table with columns: 1st-FG%, 2nd-FG%, 3rd-FG%, 4th-FG%, Game, Deadball Rebounds.

Officials: Tiara Cruse,Gina Cross,Tina Napier
Technical fouls: #8/10 South Carolina-None. #4/5 Maryland-None.
Attendance: 7447

2019-20 Women's Basketball. Round: 0. Maryland vs South Carolina. Played at XF

Score by periods table with columns: 1st, 2nd, 3rd, 4th, Total. Rows: #8/10 South Carolina, #4/5 Maryland.

Last FG - SC 4th-01:07, MD 4th-00:21.
Largest lead - SC by 14 3rd-08:06, MD None.
SC led for 38:30. MD led for 00:00. Game was tied for 01:30.

Official Basketball Box Score -- Game Totals -- Final Statistics
#6/10 South Carolina vs Dayton
11/13/19 7 p.m. at Dayton, Ohio/UD Arena

#6/10 South Carolina 75 • 3-0,0-0 SEC

Table with columns: #, Player, FG-FGA, 3-Ptr, FT-FTA, Rebounds, PF, TP, A TO Blk Stl, Min. Rows include BOSTON, Aliyah, HERBERT HARRIGAN, COOKE, Zia, BEAL, Brea, HARRIS, Tyasha, THOMPSON, Olivia, HENDERSON, Destanni, SAXTON, Victoria, AMIHERE, Laetia, GRISSETT, LeLe, WESOLEK, Elysa, Team, Totals.

Summary statistics table with columns: 1st-FG%, 2nd-FG%, 3rd-FG%, 4th-FG%, Game, Deadball Rebounds.

Dayton 49 • 2-1,0-0 Atlantic

Table with columns: #, Player, FG-FGA, 3-Ptr, FT-FTA, Rebounds, PF, TP, A TO Blk Stl, Min. Rows include Kyla Whitehead, Julia Chandler, Aranon Bradshaw, Shakeela Fowler, Jayla Scaife, Brittany Ward, Christine Szabo, Jenna Giaccone, Ella Skeens, Erin Whalen, Mariah Perez, Team, Totals.

Summary statistics table with columns: 1st-FG%, 2nd-FG%, 3rd-FG%, 4th-FG%, Game, Deadball Rebounds.

Officials: Maggie Tieman,Saif Esho,Bruce Morris
Technical fouls: #6/10 South Carolina-None. Dayton-None.
Attendance: 2331

2019-20 Women's Basketball. Round: 0. Dayton vs South Carolina. Played at Univ

Score by periods table with columns: 1st, 2nd, 3rd, 4th, Total. Rows: #6/10 South Carolina, Dayton.

Last FG - SC 4th-01:28, UD 4th-01:04.
Largest lead - SC by 29 3rd-03:28, UD by 1 1st-07:58.
SC led for 37:31. UD led for 00:13. Game was tied for 02:16.

Official Basketball Box Score -- Game Totals -- Final Statistics
Appalachian State vs #6/10 South Carolina
11/17/19 2 p.m. at Columbia, S.C./Colonial Life Arena

Appalachian State 50 • 0-3

Table with columns: #, Player, FG-FGA, 3-Ptr, FT-FTA, Rebounds, PF, TP, A TO Blk Stl, Min. Rows include Gosnell,Lainey, Plummer,Bayley, Matthews,Nicola, Stanley,Pre, Polacek,Ashley, Calder,Maya, Porter,Michaela, Hampton,Armani, Bigott,Brooke, Galve,Nora, McDonald,Haile, Christ,Jackie, Team, Totals.

Summary statistics table with columns: 1st-FG%, 2nd-FG%, 3rd-FG%, 4th-FG%, Game, Deadball Rebounds.

#6/10 South Carolina 92 • 4-0

Table with columns: #, Player, FG-FGA, 3-Ptr, FT-FTA, Rebounds, PF, TP, A TO Blk Stl, Min. Rows include BOSTON, Aliyah, HERBERT HARRIGAN, COOKE, Zia, BEAL, Brea, HARRIS, Tyasha, THOMPSON, Olivia, HENDERSON, Destanni, SAXTON, Victoria, GRISSETT, LeLe, WESOLEK, Elysa, Team, Totals.

Summary statistics table with columns: 1st-FG%, 2nd-FG%, 3rd-FG%, 4th-FG%, Game, Deadball Rebounds.

Officials: Eric Brewton, Kylie Galloway, Natasha Camy
Technical fouls: Appalachian State-None. #6/10 South Carolina-None.
Attendance: 10498

Score by periods table with columns: 1st, 2nd, 3rd, 4th, Total. Rows: Appalachian State, #6/10 South Carolina.

Last FG - APP 4th-00:28, SC 4th-04:55.
Largest lead - APP None, SC by 50 4th-07:15.
APP led for 00:00. SC led for 39:39. Game was tied for 00:08.

Official Basketball Box Score -- Game Totals -- Final Statistics
USC Upstate vs #5/6 South Carolina
11/21/19 7 p.m. at Columbia, S.C./Colonial Life Arena

USC Upstate 32 • 3-3

Table with columns: #, Player, FG-FGA, 3-Ptr, Rebounds, PF, TP, A TO Blk Stl, Min. Rows include players like MOORE, Quadriah and GIBBONS, Michaela.

Summary statistics table with columns: 1st, 2nd, 3rd, 4th, Game, Deadball Rebounds. Includes FG%, 3FG%, FT% for both teams.

#5/6 South Carolina 112 • 5-0

Table with columns: #, Player, FG-FGA, 3-Ptr, Rebounds, PF, TP, A TO Blk Stl, Min. Rows include players like BOSTON, Aliyah and HERBERT HARRIGAN.

Summary statistics table with columns: 1st, 2nd, 3rd, 4th, Game, Deadball Rebounds. Includes FG%, 3FG%, FT% for both teams.

Officials: Michael McConnell, Troy Winders, Blanca Burns
Technical fouls: USC Upstate-TEAM. #5/6 South Carolina-None.
Attendance: 10052

Score by periods table with columns: 1st, 2nd, 3rd, 4th, Total. Shows USC Upstate 9, 9, 7, 7, 32 and #5/6 South Carolina 33, 31, 33, 15, 112.

Last FG - USC Upstate 4th-06:14, SC 4th-02:14.
Largest lead - USC None, SC by 80 4th-00:31.
USCU led for 00:00. SC led for 40:00. Game was tied for 00:00.

Score tied - 0 times.
Lead changed - 0 times.

Official Basketball Box Score -- Game Totals -- Final Statistics
#5/6 South Carolina vs Clemson
11/24/19 2 p.m. at Clemson, S.C./Littlejohn Coliseum

#5/6 South Carolina 84 • 6-0,0-0 SEC

Table with columns: #, Player, FG-FGA, 3-Ptr, Rebounds, PF, TP, A TO Blk Stl, Min. Rows include players like BOSTON, Aliyah and HERBERT HARRIGAN.

Summary statistics table with columns: 1st, 2nd, 3rd, 4th, Game, Deadball Rebounds. Includes FG%, 3FG%, FT% for both teams.

Clemson 48 • 2-4,0-0 ACC

Table with columns: #, Player, FG-FGA, 3-Ptr, Rebounds, PF, TP, A TO Blk Stl, Min. Rows include players like Amari Robinson and Hannah Hank.

Summary statistics table with columns: 1st, 2nd, 3rd, 4th, Game, Deadball Rebounds. Includes FG%, 3FG%, FT% for both teams.

Officials: Daryl Humphrey, Eric Brewton, Dee Kantner
Technical fouls: #5/6 South Carolina-None. Clemson-None.
Attendance: 2830

Score by periods table with columns: 1st, 2nd, 3rd, 4th, Total. Shows #5/6 South Carolina 20, 22, 23, 19, 84 and Clemson 9, 14, 6, 19, 48.

Last FG - SC 4th-01:14, Clem 4th-00:27.
Largest lead - SC by 39 4th-09:16, Clem None.
SC led for 00:00. Clem led for 00:00. Game was tied for 00:00.

Score tied - 0 times.
Lead changed - 0 times.

Official Basketball Box Score -- Game Totals -- Final Statistics
#17/23 Indiana vs #5/6 South Carolina
11/28/19 9:10 p.m.AST at St. Thomas, U.S. Virgin Islands

#17/23 Indiana 71 • 5-0

Table with columns: #, Player, FG-FGA, 3-Ptr, Rebounds, PF, TP, A TO Blk Stl, Min. Rows include players like GULBE, Aleska and WISE, Brenna.

Summary statistics table with columns: 1st, 2nd, 3rd, 4th, Game, Deadball Rebounds. Includes FG%, 3FG%, FT% for both teams.

#5/6 South Carolina 57 • 6-1

Table with columns: #, Player, FG-FGA, 3-Ptr, Rebounds, PF, TP, A TO Blk Stl, Min. Rows include players like BOSTON, Aliyah and HERBERT HARRIGAN.

Summary statistics table with columns: 1st, 2nd, 3rd, 4th, Game, Deadball Rebounds. Includes FG%, 3FG%, FT% for both teams.

Officials: Denise Brooks, Ed Sidlasky, Brandon Entlerline
Technical fouls: #17/23 Indiana-None. #5/6 South Carolina-None.
Attendance: 1924

2019 U.S. Virgin Islands Paradise Jam Women's Basketball Tournament.
REEF DIVISION
PRESENTED BY BASKETBALL TRAVELERS

Score by periods table with columns: 1st, 2nd, 3rd, 4th, Total. Shows #17/23 Indiana 21, 17, 9, 24, 71 and #5/6 South Carolina 22, 9, 20, 6, 57.

Last FG - IU 4th-00:02, SC 4th-04:18.
Largest lead - IU by 14 4th-00:02, SC by 5 1st-09:07.
IU led for 24:11. SC led for 12:20. Game was tied for 03:29.

Score tied - 6 times.
Lead changed - 9 times.

Official Basketball Box Score -- Game Totals -- Final Statistics
#5/6 South Carolina vs Washington State
11/29/19 9 p.m. at St. Thomas, U.S. Virgin Islands

#5/6 South Carolina 68 • 7-1

Table with columns: #, Player, FG-FGA, 3-Ptr, Rebounds, PF, TP, A TO Blk Stl, Min. Rows include players like BOSTON, Aliyah and HERBERT HARRIGAN.

Summary statistics table with columns: 1st, 2nd, 3rd, 4th, Game, Deadball Rebounds. Includes FG%, 3FG%, FT% for both teams.

Washington State 53 • 4-2

Table with columns: #, Player, FG-FGA, 3-Ptr, Rebounds, PF, TP, A TO Blk Stl, Min. Rows include players like LEVY, Shir and MOTUGA, Ula.

Summary statistics table with columns: 1st, 2nd, 3rd, 4th, Game, Deadball Rebounds. Includes FG%, 3FG%, FT% for both teams.

Officials: Eric Brewton, Malisa Green, Kelsey Reynolds
Technical fouls: #5/6 South Carolina-None. Washington State-None.
Attendance: 1806

2019 U.S. Virgin Islands Paradise Jam Women's Basketball Tournament.
REEF DIVISION
PRESENTED BY BASKETBALL TRAVELERS

Score by periods table with columns: 1st, 2nd, 3rd, 4th, Total. Shows #5/6 South Carolina 25, 12, 14, 17, 68 and Washington State 9, 23, 9, 12, 53.

Last FG - SC 4th-01:06, WSU 4th-01:37.
Largest lead - SC by 19 2nd-08:21, WSU None.
SC led for 39:27. WSU led for 00:00. Game was tied for 00:33.

Score tied - 0 times.
Lead changed - 0 times.

Official Basketball Box Score -- Game Totals -- Final Statistics
#5/6 South Carolina vs #2/2 Baylor
11/30/19 9:00 p.m.AST at St. Thomas, U.S. Virgin Islands

#5/6 South Carolina 74 • 8-1

##	Player	Total		3-Ptr		Rebounds			PF	TP	A	TO	Blk	Stl	Min
		FG-FGA	FG-FGA	FT-FTA	Off	Def	Tot								
04	BOSTON, Aliyah	f	9-12	0-0	2-2	4	9	13	3	20	0	0	2	0	32
21	HERBERT HARRIGAN,	f	5-8	1-1	2-2	1	7	8	3	13	2	3	3	0	30
52	HARRIS, Tyasha	f	7-18	2-7	4-6	1	3	4	0	20	7	5	0	2	37
01	COOKE, Zia	g	0-2	0-0	2-2	0	1	1	4	2	0	2	1	0	10
12	BEAL, Brea	g	2-4	0-2	1-2	0	5	5	3	5	0	3	1	0	26
03	HENDERSON, Destanni	g	3-6	1-2	1-2	1	4	5	2	8	2	5	0	2	32
05	SAXTON, Victoria	g	1-1	0-0	0-0	0	0	0	2	2	0	0	0	2	10
15	AMIHERE, Laeticia	g	1-2	0-1	1-2	1	0	1	1	3	0	0	0	0	8
24	GRISSETT, LeLe	g	0-0	0-0	1-2	1	1	2	2	1	1	1	0	0	15
	Team					2	2	4							
Totals			28-53	4-13	14-20	11	32	43	20	74	12	19	7	6	200
1st - FG %:		8-17	47.1%	2nd: 7-11	63.6%	3rd: 5-13	38.5%	4th: 8-12	66.7%	Game:	28-53	52.8%	Deadball		
3FG %:		3-4	75.0%	0-3	0.0%	1-5	20.0%	0-1	0.0%		4-13	30.8%	Rebounds		
FT %:		3-4	75.0%	2-2	100.0%	2-4	50.0%	7-10	70.0%		14-20	70.0%	4,1		

#2/2 Baylor 59 • 7-1

##	Player	Total		3-Ptr		Rebounds			PF	TP	A	TO	Blk	Stl	Min
		FG-FGA	FG-FGA	FT-FTA	Off	Def	Tot								
01	SMITH, NaLyssa	f	9-22	0-0	0-0	7	3	10	4	18	0	0	0	0	35
25	EGBO, Queen	c	2-4	0-0	2-2	1	2	3	4	6	0	0	0	0	14
02	RICHARDS, DiDi	g	1-3	0-0	2-4	0	0	0	2	4	1	2	0	1	34
04	COOPER, Te'a	g	3-13	1-2	3-4	2	2	4	1	10	3	6	0	1	39
20	LANDRUM, Juicy	g	5-14	0-3	0-0	0	3	3	3	10	4	0	0	0	38
11	OLIVER, Jordyn	g	1-1	0-0	0-2	1	0	1	0	2	1	0	0	0	2
12	URSIN, Moon	g	0-2	0-0	1-2	1	2	3	1	1	0	0	0	0	7
22	DeGRATE, Erin	g	0-1	0-0	0-0	0	0	0	0	0	0	0	0	0	6
51	BICKLE, Caitlin	g	3-9	1-4	1-4	1	1	2	4	8	0	1	0	1	25
	Team					2	1	3							
Totals			24-69	2-9	9-18	15	14	29	19	59	9	9	0	3	200
1st - FG %:		8-20	40.0%	2nd: 7-19	36.8%	3rd: 4-13	30.8%	4th: 5-17	29.4%	Game:	24-69	34.8%	Deadball		
3FG %:		0-0	0.0%	1-3	33.3%	0-4	0.0%	1-2	50.0%		2-9	22.2%	Rebounds		
FT %:		3-4	75.0%	1-4	25.0%	5-10	50.0%	0-0	0.0%		9-18	50.0%	6,2		

Officials: Dee Kantner, Eric Brewton, Nykeshia Thompson
 Technical fouls: #5/6 South Carolina-None. #2/2 Baylor-None.
 Attendance: 2424
 2019 U.S. Virgin Islands Paradise Jam Women's Basketball Tournament
 REEF DIVISION
 PRESENTED BY BASKETBALL TRAVELERS

Score by periods	1st	2nd	3rd	4th	Total
#5/6 South Carolina	22	16	13	23	74
#2/2 Baylor	19	16	13	11	59

Points	In	Off	2nd	Fast	Bench
SC	44	10	12	4	14
BAY	40	17	13	8	11

Last FG - SC 4th-00:01, BAY 4th-03:41.
 Largest lead - SC by 15 4th-00:01, BAY by 6 1st-07:40.
 SC led for 29:59, BAY led for 07:31. Game was tied for 01:51.
 Score tied - 2 times.
 Lead changed - 1 time.

2019-20 Women's Basketball
South Carolina Team Game-by-Game Comparison (as of Nov 30, 2019)
All games

Opponent	1st	2nd	Score	Mar	Total FG	FG Pct	3-Pointers	3FG Pct	Free Throws	FT Pct	Rebounds	Assist	T/Over	Block	Steal	Fouls
ALABAMA STATE	43/24	60/19	103-43	+60	37-75/14-69	.493/.203	7-16/1-7	.438/.143	22-32/14-21	.688/.667	53/43	22/4	14/23	16/1	14/5	18/26
#4/5 Maryland	34/24	29/30	63-54	+9	19-60/22-70	.317/.314	1-9/2-16	.111/.125	24-30/8-12	.800/.667	54/38	12/9	15/9	8/5	4/10	14/23
Dayton	41/21	34/28	75-49	+26	28-60/16-72	.467/.222	5-10/6-21	.500/.286	14-24/11-17	.583/.647	52/42	17/8	17/13	10/3	5/6	20/19
APPALACHIAN STATE	53/9	39/41	92-50	+42	37-66/18-67	.561/.269	6-15/5-16	.400/.313	12-17/9-13	.706/.692	42/37	25/7	14/21	17/2	11/5	17/18
USC UPSTATE	64/18	48/14	112-32	+80	43-77/10-63	.558/.159	12-23/4-29	.522/.138	14-21/8-12	.667/.667	57/34	28/7	12/24	9/2	18/5	11/18
Clemson	42/23	42/25	84-48	+36	33-69/17-65	.478/.262	8-23/2-13	.348/.154	10-16/12-14	.625/.857	44/44	17/7	14/22	9/3	15/7	16/18
#17/23 Indiana	31/38	26/33	57-71	(14)	24-65/26-52	.369/.500	2-19/7-15	.105/.467	7-15/12-19	.467/.632	40/32	11/10	18/13	3/2	6/5	23/18
Washington State	37/32	31/21	68-53	+15	29-61/21-52	.475/.404	2-5/6-12	.400/.500	8-20/5-7	.400/.714	39/30	11/11	12/21	3/2	8/4	15/19
#2/2 Baylor	38/35	36/24	74-59	+15	28-53/24-69	.528/.348	4-13/2-9	.308/.222	14-20/9-18	.700/.500	43/29	12/9	19/9	7/0	6/3	20/19

Note: Game totals are displayed in the format TEAM/OPPONENT for each category

2019-20 Women's Basketball
South Carolina Points-Rebounds-Assists (as of Nov 30, 2019)
All games

Opponent	Date	Score		00	01	03	04	05	12	15
				THOMPSON,O	COOKE,ZIA	HENDERSON,	BOSTON,ALI	SAXTON,VIC	BEAL,BREA	AMIHERE,LA
ALABAMA STATE	11/05/19	103-43	w	10-0-1	13-3-2	8-2-4	12-12-1	9-5-2	4-5-3	6-6-1
at #4/5 Maryland	11/10/19	63-54	w	DNP	10-4-1	4-5-0	14-7-1	2-3-0	8-10-4	1-1-0
at Dayton	11/13/19	75-49	w	0-0-0	27-7-1	5-4-3	11-2-0	13-6-0	1-10-1	2-3-3
APPALACHIAN STATE	11/17/19	92-50	w	0-0-0	7-2-3	16-1-3	14-10-3	10-6-2	10-9-4	DNP
USC UPSTATE	11/21/19	112-32	w	3-1-2	8-1-5	15-5-5	18-10-2	14-8-0	6-3-3	10-6-1
at Clemson	11/24/19	84-48	w	3-0-0	10-1-3	10-2-4	13-4-1	2-3-0	11-3-2	1-6-0
vs #17/23 Indiana	11/28/19	57-71	L	DNP	10-4-2	2-2-3	10-2-0	2-3-0	9-6-0	5-4-0
vs Washington State	11/29/19	68-53	w	DNP	6-3-3	9-1-1	15-8-2	2-2-0	4-4-0	1-4-0
vs #2/2 Baylor	11/30/19	74-59	w	DNP	2-1-0	8-5-2	20-13-0	2-0-0	5-5-0	3-1-0

Opponent	Date	Score		21	24	32	52
				HERBERT HA	GRISSETT,L	WESOLEK,EL	HARRIS,TYA
ALABAMA STATE	11/05/19	103-43	w	13-5-2	10-7-1	7-1-1	11-5-4
at #4/5 Maryland	11/10/19	63-54	w	8-7-2	3-4-0	DNP	13-6-4
at Dayton	11/13/19	75-49	w	10-3-0	2-7-2	0-1-0	4-4-7
APPALACHIAN STATE	11/17/19	92-50	w	21-6-2	3-5-4	0-0-0	11-1-4
USC UPSTATE	11/21/19	112-32	w	13-6-2	7-3-2	0-2-0	18-7-6
at Clemson	11/24/19	84-48	w	13-9-1	6-5-1	3-2-1	12-4-4
vs #17/23 Indiana	11/28/19	57-71	L	13-8-1	1-2-0	DNP	5-1-5
vs Washington State	11/29/19	68-53	w	20-4-2	4-5-0	DNP	7-3-3
vs #2/2 Baylor	11/30/19	74-59	w	13-8-2	1-2-1	DNP	20-4-7

2019-20 Women's Basketball
South Carolina Combined Team Statistics (as of Nov 30, 2019)
All games

RECORD:	OVERALL	HOME	AWAY	NEUTRAL
ALL GAMES	8-1	3-0	3-0	2-1
CONFERENCE	0-0	0-0	0-0	0-0
NON-CONFERENCE	8-1	3-0	3-0	2-1

##	Player	gp-gs	min	avg	Total		3-Point		F-Throw		Rebounds				pf	dq	a	to	blk	stl	pts	avg		
					fg-fga	fg%	3fg-fga	3fg%	ft-fga	ft%	off	def	tot	avg										
04	BOSTON, Aliyah	9-9	195	21.7	54-74	.730	0-0	.000	19-27	.704	31	37	68	7.6	24	1	10	4	28	13	127	14.1		
21	HERBERT HARRIGAN	9-9	235	26.1	49-92	.533	3-11	.273	23-31	.742	16	40	56	6.2	18	0	14	18	20	5	124	13.8		
52	HARRIS, Tyasha	9-9	248	27.6	38-96	.396	10-27	.370	15-17	.882	3	32	35	3.9	12	1	44	21	0	16	101	11.2		
01	COOKE, Zia	9-9	221	24.6	32-95	.337	10-28	.357	19-23	.826	11	15	26	2.9	20	0	20	17	3	11	93	10.3		
03	HENDERSON, Destan	9-0	225	25.0	28-64	.438	13-29	.448	8-12	.667	5	22	27	3.0	10	0	25	21	2	15	77	8.6		
12	BEAL, Brea	9-9	205	22.8	19-48	.396	4-17	.235	16-29	.552	12	43	55	6.1	13	0	17	16	5	5	58	6.4		
05	SAXTON, Victaria	9-0	140	15.6	23-35	.657	0-0	.000	10-20	.500	13	23	36	4.0	20	0	4	8	9	7	56	6.2		
24	GRISSETT, LeLe	9-0	151	16.8	15-30	.500	0-1	.000	7-14	.500	22	18	40	4.4	16	0	11	8	8	9	37	4.1		
15	AMIHERE, Laeticia	8-0	109	13.6	10-25	.400	1-3	.333	8-22	.364	8	23	31	3.9	18	0	5	14	6	3	29	3.6		
00	THOMPSON, Olivia	5-0	34	6.8	6-15	.400	4-11	.364	0-0	.000	0	1	1	0.2	0	0	3	1	1	0	16	3.2		
32	WESOLEK, Elysa	5-0	37	7.4	4-12	.333	2-6	.333	0-0	.000	2	4	6	1.2	3	0	2	4	0	3	10	2.0		
Team											21	22	43											
Total.....		9	1800		278-586	.474	47-133	.353	125-195	.641	144	280	424	47.1	154	2	155	135	82	87	728	80.9		
Opponents.....		9	1800		168-579	.290	35-138	.254	88-133	.662	142	187	329	36.6	178	6	72	155	20	50	459	51.0		

TEAM STATISTICS	SC	OPP	Date	Opponent	Score	Att.
SCORING	728	459	11/05/19	ALABAMA STATE	w 103-43	10586
Points per game	80.9	51.0	11/10/19	at #4/5 Maryland	w 63-54	7447
Scoring margin	+29.9	-	11/13/19	at Dayton	w 75-49	2331
FIELD GOALS-ATT	278-586	168-579	11/17/19	APPALACHIAN STATE	w 92-50	10498
Field goal pct	.474	.290	11/21/19	USC UPSTATE	w 112-32	10052
3 POINT FG-ATT	47-133	35-138	11/24/19	at Clemson	w 84-48	2830
3-point FG pct	.353	.254	@ 11/28/19	vs #17/23 Indiana	L 57-71	1924
3-pt FG made per game	5.2	3.9	@ 11/29/19	vs Washington State	w 68-53	1806
FREE THROWS-ATT	125-195	88-133	@ 11/30/19	vs #2/2 Baylor	w 74-59	2424
Free throw pct	.641	.662				
F-Throws made per game	13.9	9.8	* = Conference game			
REBOUNDS	424	329	@ = Paradise Jam (St. Thomas, U.S.V.I.)			
Rebounds per game	47.1	36.6	^ = SEC Tournament (Greenville, S.C.)			
Rebounding margin	+10.6	-				
ASSISTS	155	72				
Assists per game	17.2	8.0				
TURNOVERS	135	155				
Turnovers per game	15.0	17.2				
Turnover margin	+2.2	-				
Assist/turnover ratio	1.1	0.5				
STEALS	87	50				
Steals per game	9.7	5.6				
BLOCKS	82	20				
Blocks per game	9.1	2.2				
ATTENDANCE	31136	18762				
Home games-Avg/Game	3-10379	3-4203				
Neutral site-Avg/Game	-	3-2051				

Score by Periods	1st	2nd	3rd	4th	Totals
South Carolina	214	169	184	161	728
Opponents	102	122	99	136	459