



## GAME 12 | THURSDAY, DECEMBER 19, 2019

#5/6 SOUTH CAROLINA (10-1) VS DUKE (7-3)

7 P.M. | COLUMBIA, S.C. | COLONIAL LIFE ARENA (18,000)

TV: SECN | RADIO: 1320 AM / 107.5 FM (IN PROGRESS AT 8 P.M.)  
LIVE STATS: GAMECOCKS.STATBROADCAST.COM

### ABOUT THIS GAME

- Mother Nature won the most recent scheduled matchup between the Gamecocks and Blue Devils (12/9/18) when an ice storm hit the Triangle, preventing South Carolina's trip to Durham.
- The Gamecocks lead the series 4-2 and have won three of the last four – all in the Dawn Staley era. At least one team has been ranked in every meeting, including four in which both teams were nationally ranked.
- Fans of both teams were invited to participate in a Teddy Bear Toss at the beginning of halftime. All stuffed animals will be shared with various organizations in Columbia and Durham.

### GAMECOCK NOTABLES

- The South Carolina offense has to be one of the toughest for opponents to scout because the "breakout scorer" can be anyone at any time. With the team ranked 15th in the nation in points per game (81.0), no individual Gamecock is among the nation's top 250 in scoring average but four average double figures with a fifth just off the mark at 9.5 ppg. Seven games have seen a Gamecock score 15 points, and only four have featured a 20-point scorer.
- The Gamecocks dominated the paint against Purdue (50-14), but not in the traditional sense. Guards posted 34 of the 50 paint points with their relentless attack on the rim.
- South Carolina's defense has yielded 60 or more points just twice in 11 games this season and has held a pair of nationally ranked opponents under the mark. A disruptive mentality has the Gamecocks ranked third in the nation in field goal percentage defense with seven opponents hitting less than one-third of their shots against them.
- Senior forward Mikiah Herbert Harrigan has dominated all columns of the box score this season, especially the last five games. During that stretch, she leads the team with 14.6 ppg, is second with 6.4 rpg and also averaged 1.6 assists and 1.4 blocks. Her 53.6 percent shooting includes 3-of-5 accuracy from 3-point range.
- Sophomore guard Destanni Henderson found her spark over the last three games, averaging 11.7 points, 5.0 rebounds and 3.0 steals during the stretch. Her defensive focus and ability to hit a timely shot propelled her to 29.0 minutes per game in that time as well.
- Tyasha Harris and Mikiah Herbert Harrigan are among the 19 most experienced players in Div. I women's basketball this season, making the Gamecocks one of four teams with multiple entries on career games played top-20 list. (Harris 118, Herbert Harrigan 114).

<b>4</b> South Carolina guards have out-scored its forwards in the paint four times this season – Alabama State (30-20), at Maryland (14-12, at Clemson (24-20), Purdue (34-16).	<b>8</b> The Gamecocks have eight games on the schedule against teams ranked in this week's AP top 25. They are 2-1 in those games so far.	<b>9</b> Senior forward Mikiah Herbert Harrigan has scored in double figures in nine straight games, including two 20-point outings, to lead the team in scoring at 13.7 ppg.
<b>12.0</b> South Carolina is out-scoring its opponents in transition by 12.0 points per game (17.5-5.5).	<b>23.8</b> The Gamecocks average 23.8 points per first quarter this season on 52.8 percent shooting in the opening 10 minutes. Both numbers are the best of any quarter.	<b>+28</b> Ranked 24th in the nation on the season in rebound margin (+10.8), South Carolina out-rebounded Purdue by 28 (56-28) on Sunday.

### GAMECOCKS

10-1, 0-0 SEC

Ranking: 5/6 (AP/Coaches)

Head Coach: Dawn Staley

Record at SC: 283-98 (12th)

Career Record: 455-178 (20th)

Top Pts.: Mikiah Herbert Harrigan (13.7)

Top Rebs.: Aliyah Boston (7.5)



### BLUE DEVILS

7-3, 1-0 ACC

Ranking: -/- (AP/Coaches)

Head Coach: Joanne P. McCallie

Record at DU: 319-98 (13th)

Career Record: 635-246 (28th)

Top Scorer: Haley Gorecki (18.7)

Top Rebounder: Leaonna Odom (6.7)



### SCHEDULE/RESULTS

Nov. 5	Alabama State (SECN+)	W, 103-43
Nov. 10	at #4/5 Maryland (ESPN)	W, 63-54
Nov. 13	at Dayton	W, 75-49
Nov. 17	Appalachian State (SECN+)	W, 92-50
Nov. 21	USC Upstate (SECN+)	W, 112-32
Nov. 24	at Clemson (ACCN)	W, 84-48

*Paradise Jam (St. Thomas, U.S.V.I.)*

Nov. 28	vs. #17/23 Indiana	L, 57-71
Nov. 29	vs. Washington State	W, 68-53
Nov. 30	vs. #2/2 Baylor	W, 74-59

Dec. 7	at Temple	W, 78-71
Dec. 15	Purdue (SECN+)	W, 85-49
Dec. 19	Duke (SECN)	7 p.m.
Dec. 22	South Dakota (SECN+)	Noon
Jan. 2	Kentucky* (SECN)	7:40 p.m.
Jan. 5	at Alabama* (SECN)	6 p.m.
Jan. 9	Arkansas* (SECN+)	7 p.m.
Jan. 12	at Vanderbilt* (SECN)	5 p.m.
Jan. 16	at Missouri* (SECN)	8:30 p.m.
Jan. 20	Mississippi State* (ESPN2)	7 p.m.
Jan. 26	at Georgia* (SECN)	3 p.m.
Jan. 30	at Ole Miss* (SECN+)	8 p.m.
Feb. 2	Tennessee* (ESPN2)	1 p.m.
Feb. 6	at Arkansas* (SECN)	8:30 p.m.
Feb. 10	UConn (ESPN2)	7 p.m.
Feb. 13	Auburn* (SECN)	7 p.m.
Feb. 17	Vanderbilt* (SECN)	7 p.m.
Feb. 20	LSU* (SECN+)	7 p.m.
Feb. 23	at Kentucky* (ESPN2 or SECN)	2 p.m.
Feb. 27	at Florida* (SECN+)	6 p.m.
Mar. 1	Texas A&M* (ESPN2)	Noon

*SEC Tournament (Greenville, S.C.)*

Mar. 4-8	SEC Tournament	TBA
----------	----------------	-----

*All Times Listed as Eastern and are subject to change*












*\* indicates SEC Game*

*TSECN is SEC Network; SECN+ is SEC Network online via ESPN app*

### TALE OF THE TAPE

SOUTH CAROLINA	81.0	.463	.358	.655	13.6	52.6	.298	.286	+10.8	17.2	+3.2	9.1	10.5
	Points	FG%	3FG%	FT%	FT Made Per Game	Scoring Defense	FG% Defense	3FG% Defense	Rebound Margin	Assists	TO Margin	Blocks	Steals
DUKE	74.6	.447	.357	.694	15.1	65.3	.368	.293	+5.3	14.3	-0.4	4.7	10.1

# 2019-20 South Carolina Media Roster

0		<p><b>Olivia Thompson</b> 5-8 • Fr. • Guard • Lexington, S.C.</p> <p>PPG <b>3.2</b> RPG <b>0.2</b> APG <b>0.5</b> FG% <b>.412</b> FT% <b>--</b></p>	<p>LAST GM: 3 pts, 4 mins vs. Purdue NOTABLE: Prolific outside shooter ... has played in 6 games this season, scoring in 4 ... All-time leading scorer in Lexington HS history ... 2019 SCBCA Class 5A Player of the Year ... Three-time SCBCA All-State selection.</p>	<p><b>Career Highs</b> Pts: 10 vs. Alabama St., 11/5/19 Ast: 2 vs. USC Upstate, 11/21/19 Stl: - Reb: 1 vs. USC Upstate, 11/21/19 Min: 10 vs. USC Upstate, 11/21/19</p>
1		<p><b>Zia Cooke</b> 5-9 • Fr. • Guard • Toledo, Ohio <i>ZY-ub COOK</i></p> <p>PPG <b>10.0</b> RPG <b>3.0</b> APG <b>2.4</b> FG% <b>.339</b> FT% <b>.826</b></p>	<p>LAST GM: 14 pts, 5 rebs, 3 assts vs. Purdue NOTABLE: Explosive, athletic guard ... 6 games of 10+ pts ... No. 4 overall recruit in 2019 class ... 2019 Naismith HS Player of the Year finalist ... consensus All-American (2019) ... two USA Basketball gold medals.</p>	<p><b>Career Highs</b> Pts: 27 at Dayton, 11/13/19 Ast: 5 vs. USC Upstate, 11/21/19 Stl: 4 vs. USC Upstate, 11/21/19 Reb: 7 at Dayton, 11/13/19 Min: 30, 2x, vs. Wash St., 11/29/19</p>
3		<p><b>Destanni Henderson</b> 5-7 • So. • Guard • Fort Myers, Fla. <i>DES-tuh-nee</i></p> <p>PPG <b>9.5</b> RPG <b>3.4</b> APG <b>2.5</b> FG% <b>.437</b> FT% <b>.650</b></p>	<p>LAST GM: 15 pts, 6 rebs, 2 stls vs. Purdue NOTABLE: Confident, explosive guard ... playing 10 more minutes per game than last season ... team's top 3-pt shooter (42.9%), 2nd in assists ... last 3 gms - 11.7 ppg, 5.0 rpg, 3.0 spg ... 2019 SEC All-Freshman Team.</p>	<p><b>Career Highs</b> Pts: 19 at Arkansas, 2/3/19 Ast: 5, 2x, vs. Upstate, 11/21/19 Stl: 5 at Temple, 12/7/19 Reb: 6, 2x, vs. Purdue, 12/15/19 Min: 32 vs. Baylor, 11/30/19</p>
4		<p><b>Aliyah Boston</b> 6-5 • Fr. • For. • St. Thomas, U.S.V.I. <i>uh-LEE-uh</i></p> <p>PPG <b>13.4</b> RPG <b>7.5</b> BPG <b>3.2</b> FG% <b>.649</b> FT% <b>.724</b></p>	<p>LAST GM: 10 pts, 8 rebs, 4 blks vs. Purdue NOTABLE: Physical post, loves contact ... 3x SEC Fr. of Week ... 10th in NCAA in FG% 11th in bpg; also SEC top 16 in ppg and rpg ... 4 double-doubles, ≥10 pts every game ... Leslie and Drysdale watch lists ... 4 golds with USAB.</p>	<p><b>Career Highs</b> Pts: 20 vs. Baylor, 11/30/19 Reb: 13 vs. Baylor, 11/30/19 Blk: 10 vs. Alabama St., 11/5/19 Stl: 3, 2x, at Clemson, 11/24/19 Min: 32, 2x, vs. Baylor, 11/30/19</p>
5		<p><b>Victoria Saxton</b> 6-2 • So. • Forward • Rome, Ga. <i>vic-TAR-ee-uh</i></p> <p>PPG <b>5.3</b> RPG <b>3.5</b> BPG <b>0.8</b> FG% <b>.600</b> FT% <b>.500</b></p>	<p>LAST GM: 1 stl, 13 mins vs. Purdue NOTABLE: Lithe, athletic forward who is quick off the floor ... has played in all 11 games, scoring in double figures three times ... 2019 SEC All-Freshman Team.</p>	<p><b>Career Highs</b> Pts: 19 at Arkansas, 2/3/19 Reb: 9 at Arkansas, 2/3/19 Blk: 5 vs. Clemson, 11/15/18 Stl: 3 at Alabama St., 11/11/18 Min: 27 vs. Kentucky, 2/21/19</p>
12		<p><b>Brea Beal</b> 6-1 • Fr. • Guard • Rock Island, Ill. <i>BREE</i></p> <p>PPG <b>6.6</b> RPG <b>6.0</b> APG <b>1.5</b> FG% <b>.377</b> FT% <b>.600</b></p>	<p>LAST GM: 5 pts, 4 rebs, 2 stls vs. Purdue NOTABLE: Agile guard with ability to post up ... 3rd on team in rpg ... has started every game, scored in double figures three times ... No. 11 overall in 2019 class ... consensus All-American (2019) ... three-time Illinois Ms. Basketball.</p>	<p><b>Career Highs</b> Pts: 11 at Clemson, 11/24/19 Ast: 4, 2x, vs. App St., 11/17/19 Stl: 3, 2x, at Clemson, 11/24/19 Reb: 10, 2x, at Dayton, 11/13/19 Min: 26, 2x, vs. Baylor, 11/30/19</p>
15		<p><b>Laeticia Amihere</b> 6-4 • R-Fr. • For. • Mississauga, Ontario <i>lub-TEE-shub ah-MEE-bear</i></p> <p>PPG <b>3.5</b> RPG <b>4.4</b> BPG <b>1.0</b> FG% <b>.355</b> FT% <b>.429</b></p>	<p>LAST GM: 9 rebs, 2 blks, 3 stls vs. Purdue NOTABLE: Explosive, athletic with great length and wingspan ... No. 10 overall recruit in 2019 class ... 13th in SEC in bpg ... Named to Canada National Team for Olympic pre-qualifying.</p>	<p><b>Career Highs</b> Pts: 10 vs. USC Upstate, 11/21/19 Reb: 9 vs. Purdue, 12/15/19 Blk: 2, 4x, vs. Purdue, 12/15/19 Asst: 3 at Dayton, 11/13/19 Min: 20 vs. Upstate, 11/21/19</p>
21		<p><b>Mikiah Herbert Harrigan</b> 6-2 • Sr. • For. • Pembroke Pines, Fla. <i>muh-KEE-uh</i></p> <p>PPG <b>13.7</b> RPG <b>6.2</b> BPG <b>2.0</b> FG% <b>.526</b> FT% <b>.727</b></p>	<p>LAST GM: 12 pts, 5 rebs, 2 assts vs. Purdue NOTABLE: Agile forward with solid mid-range game and expanding range ... 34th in NCAA in bpg ... 13th in SEC in ppg, 9th in FG% ... ≥10 pts in 9 straight games ... career-high rpg ... Preseason All-SEC 2nd Team.</p>	<p><b>Career Highs</b> Pts: 27 vs. Arkansas, 3/8/19 Reb: 16 at Texas A&amp;M, 1/3/19 Blks: 6 at Texas A&amp;M, 1/3/19 Ast: 4 at Purdue, 12/16/18 Min: 45 at Purdue, 12/16/18</p>
24		<p><b>LeLe Grissett</b> 6-2 • Jr. • G/F • Durham, N.C. <i>LEE-lee grih-SET</i></p> <p>PPG <b>4.4</b> RPG <b>4.6</b> APG <b>1.3</b> FG% <b>.513</b> FT% <b>.471</b></p>	<p>LAST GM: 11 pts, 8 rebs, 2 blks vs. Purdue NOTABLE: Long, versatile and high energy guard ... 15th in SEC with 2.5 offensive rebounds per game ... has scored in double figures twice and grabbed five or more rebounds six times this season.</p>	<p><b>Career Highs</b> Pts: 22 at Vanderbilt, 1/18/18 Ast: 4 vs. App State, 11/17/19 Stl: 4 vs. Alabama St., 11/10/17 Reb: 10 vs. Baylor, 12/2/18 Min: 29 vs. Tennessee, 1/14/18</p>
32		<p><b>Elysa Wesolek</b> 6-1 • So. • Forward • Charleston, S.C. <i>uh-LISS-uh WES-uh-leck</i></p> <p>PPG <b>2.0</b> RPG <b>1.2</b> APG <b>0.4</b> FG% <b>.333</b> FT% <b>--</b></p>	<p>LAST GM: 3 pts, 2 rebs at Clemson NOTABLE: Solid-shooting forward ... has played in 5 games this season, scoring in two of them ... got into 12 games last season, including three SEC.</p>	<p><b>Career Highs</b> Pts: 10 vs. ETSU, 11/22/18 Ast: 1, 4x, at Clemson, 11/24/19 Stl: 2 vs. USC Upstate, 11/21/19 Reb: 2, 3x, at Clemson, 11/24/19 Min: 10 vs. Upstate, 11/21/19</p>
52		<p><b>Tyasha Harris</b> 5-10 • Sr. • Guard • Noblesville, Ind. <i>ty-A-shub</i></p> <p>PPG <b>12.4</b> RPG <b>3.6</b> APG <b>5.1</b> FG% <b>.421</b> FT% <b>.917</b></p>	<p>LAST GM: 14 pts, 5 assts, 2 stls vs. Purdue NOTABLE: Trusted true point guard, clutch scorer ... on all national player of the year watch lists ... leads SEC in apg, 3rd in A:TO ... last 5 gms - 13.4 ppg, 5.4 apg, 3.0 spg ... chasing program career assist record.</p>	<p><b>Career Highs</b> Pts: 28 vs. Tennessee, 1/14/18 Ast: 14 at Tennessee, 2/24/19 Stl: 6, 2x, vs. Sav. St., 12/17/17 Reb: 13 vs. Arkansas, 1/25/18 Min: 46 at Purdue, 12/16/18</p>

## QUICK FACTS

### The University

**Location:** Columbia, S.C.

**Founded:** 1801

**Enrollment:** 34,795

**Colors:** Garnet (PMS 202C) and Black

**Nickname:** Gamecocks

**Conference:** Southeastern

**President:** Bob Caslen

**Athletics Director:** Ray Tanner

**Exec. Assoc. AD/SWA:** Maria Hickman

**Facility:** Colonial Life Arena (18,000)

### Coaching Staff

**Head Coach:** Dawn Staley

**Alma Mater:** Virginia, 1992

**Overall Record:** 455-178 (20th season)

**School Record:** 283-98 (12th season)

**Assoc. Head Coach, Alma Mater:**

Lisa Boyer, Ithaca, 1979 (12th season)

**Assistant Coaches, Alma Mater:**

Fred Chmiel, Excelsior, 2001 (5th season)

Jolette Law, Iowa, 1990 (3rd season)

### Team Information

**2018-19 Record:** 23-10

Home: 13-4 Away: 9-2 Neutral: 1-4

**SEC Record (Finish):** 13-3 (2nd)

Home: 6-2 Away: 7-1

**Letterwinners Returning/Lost:** 6/7

**Starters Returning/Lost:** 2/3

### Program History

**First Year of Women's Basketball:** 1974-75

**All-Time Record:** 863-527 (46th season)

**All-Time SEC Record:** 186-67 (28th season)

**NCAA Appearances (Last):** 16 (2019)

**NCAA Tournament Record:** 28-14

**2019 NCAA Result:** Sweet 16, L, 68-93 vs. Baylor, Greensboro, N.C.

**WNIT Appearances (Last):** 4 (2011)

**WNIT Record:** 3-4

### Media Relations

**Women's Basketball Contact:** Diana Koval

**Office:** 803.777.7977

**Cell:** 314.369.6050

**Email:** dkoval@mailbox.sc.edu

**Press Row Phone:** 803.777.6182

**Women's Basketball on Social Media:**

**Twitter:** @GamecockWBB

**Instagram:** @GamecockWBB

**Facebook:** @GamecockWBB

**Head Coach on Social Media**

**Twitter:** @DawnStaley

**Instagram:** @Staley05

**Athletics Department on the Web**

**Website:** GamecocksOnline.com

**Twitter:** @GamecocksOnline

**Instagram:** @GamecocksOnline

**Facebook:** Facebook.com/GamecocksOnline

**YouTube:** YouTube.com/GamecocksOnline

## Current Streaks

	Total	Home	Road	Neut.
Overall	W4	W6	W7	W2
SEC	L1	L2	W5	—
Non-Conference	W4	W10	W4	W2
Ranked Teams	W1	W1	W1	W1

## Five-Second Count

South Carolina women's basketball is in the midst of its most successful era, claiming at least 20 wins for the last eight seasons. The Gamecocks have played in the NCAA Elite Eight three times in the last four seasons, including winning the 2017 National Championship, and have been ranked in the AP Top 25 for 138 consecutive weeks, the fourth-longest active streak in the nation. Staley has led the Gamecocks to four SEC regular-season titles and four straight SEC Tournament Championships, making South Carolina the first program to win four consecutive tournament crowns in league history.

Under Staley's leadership, five Gamecocks have earned All-America status, two have earned SEC Player of the Year honors and 15 have picked up All-SEC recognition. Six Gamecocks have been selected in the WNBA Draft in the last four years, including 2018 No. 1 overall pick A'ja Wilson, who went onto become the Gamecocks' second-straight WNBA Rookie of the Year.

## Duke Series Notes

The Gamecocks are 4-2 all-time against the Blue Devils with at least one of the teams ranked in every meeting, including four in which both teams were nationally ranked. South Carolina is 2-1 all-time against Duke in Durham and 3-1 against Duke in the Dawn Staley era.

In a #5 vs. #14 matchup on Dec. 3, 2017, in Columbia, the Gamecocks dominated the Blue Devils 72-52 with hot shooting in the first half, stifling defense in the third quarter and a 54-32 advantage in the paint.

Duke's last win in the series was a home upset of third-ranked South Carolina 74-63 after the Gamecocks suffered a pair of tough-shooting second and third quarters.

South Carolina's results vs. Duke since the arrival of Staley:

Date	W/L	Score	Site	Rank (SC/DU)
12/3/17	W	72-52	H	5/14
12/4/16	L	63-74	A	3/-
12/6/15	W	66-55	H	2/14
12/7/14	W	51-50	A	1/9

## Home Sweet Home

The Gamecocks are 459-164 (.737) all-time in home games, including a 147-33 mark under head coach Dawn Staley. Staley's .817 winning percentage at home is second among the program's seven all-time head coaches.

At Colonial Life Arena, which opened for the 2002-

03 season, South Carolina is 210-66 (.761) all-time with Staley boasting a 144-33 (.814) mark.

So far this season, the Gamecocks are 4-0 at home.

## Staley's 20th

Celebrating her 20th season as a head coach this season, Dawn Staley has averaged 23.4 wins through her first 19 seasons. With a .719 (455-178) winning percentage in that time, she is 18th among active NCAA Div. I head coaches with at least 10 years of experience.

In her 12th season at South Carolina, she is the program's all-time winningest coach (283) with a program-record nine postseason appearances (8 NCAA/1 WNIT). She accounts for both of the Gamecocks' Final Four appearances (2015, 2017) and the first national championship in program history.

Staley has won 122 SEC games to rank second among active league coaches and eighth all-time. Her 11.1 SEC wins per season is the best all-time among coaches with at least 10 seasons in the league, and her .701 winning percentage is second only to Tennessee's Pat Summitt in league history.

## Ranking Review

The Gamecocks are ranked No. 5 in this week's AP Poll, marking their 98th top-10 entry under head coach Dawn Staley.

South Carolina has appeared in the AP Poll for 138 consecutive weeks, the fourth-longest active streak in the nation. Under Staley, the Gamecocks have appeared in 143 AP polls, including 67 in the top five and 12 at No. 1.

The Gamecocks are No. 6 in this week's USA Today/WBCA Poll.

## Schedule Strength

The Gamecocks' schedule includes 12 games against teams ranked in at least one of this week's polls.

Five of the top-25 games are out of conference, including at then-#4/5 Maryland (Nov. 10), vs. then-#17/23 Indiana (Nov. 28) and vs. then-#2/2 Baylor (Nov. 30). Still ahead on the non-conference schedule are #2/2 UConn (Feb. 10) and #25/21 South Dakota (Dec. 22).

Five SEC teams were ranked this week with South Carolina facing two of those – #14/13 Kentucky and #21/20 Arkansas – twice this season. Other league foes ranked this week are #11/12 Texas A&M, #15/15 Mississippi State and #23/24 Tennessee.

## GAMECOCKS IN THE RANKINGS (as of 12/16)

Team	SEC	NCAA	Actual	Aliyah Boston	SEC	NCAA	Actual
Scoring Offense	3	15	81.0	Points Per Game	16	—	13.4
Scoring Defense	3	11	52.6	Rebounds Per Game	10	175	7.5
Scoring Margin	1	6	+28.4	Field Goal Percentage	3	10	.649
Field Goal Percentage	2	22	.463	Blocked Shots Per Game	1	11	3.2
Field Goal %age Def.	2	3	.298	Offensive Rebs. Per Game	7	—	3.5
3-Point FG %age	4	46	.358	Double-Doubles	4	37	4
3-Point FG %age Def.	8	96	.286	<b>Tyasha Harris</b>	<b>SEC</b>	<b>NCAA</b>	<b>Actual</b>
3-Point FG Made/Gm.	7	242	5.2	Points Per Game	22	—	12.4
Free Throw Percentage	10	235	.655	Assists Per Game	1	44	5.1
Rebounding Offense	2	3	47.8	Steals Per Game	8	163	2.0
Rebounding Defense	11	—	37.0	Assist-to-Turnover Ratio	3	37	2.4
Rebounding Margin	4	24	+10.8	<b>Destanni Henderson</b>	<b>SEC</b>	<b>NCAA</b>	<b>Actual</b>
Assists Per Game	2	28	17.2	Steals Per Game	8	163	2.0
Steals Per Game	1	52	10.5	<b>M. Herbert Harrigan</b>	<b>SEC</b>	<b>NCAA</b>	<b>Actual</b>
Turnover Margin	4	83	+3.2	Points Per Game	13	—	13.7
Turnovers Per Game	—	63	14.4	Field Goal Percentage	9	73	.526
Assist-to-Turnover Ratio	3	32	1.2	Blocked Shots Per Game	6	34	2.0
Blocked Shots Per Game	1	1	9.1				
Home Attendance Avg.	1	1	10,610				



one shot this season.

Senior Mikiah Herbert Harrigan continues her prowess in the category, ranking sixth in the SEC and 34th in the NCAA with her 2.0 average. Freshman Laeticia Amihere has 1.0 blocks per game to come in 13th in the SEC.

### Free for All

Yet again, South Carolina is among the nation's best at getting to the free throw line, and it is a full team effort.

The Gamecocks are 16th in the country with 229 free throw attempts and 26th in free throws made (150).

The attempts are distributed relatively evenly across the team with six Gamecocks averaging at least two per game this season, led by Brea Beal's 35 attempts. Mikiah Herbert Harrigan's 24 made free throws lead the Gamecocks.

### First Things First

The Gamecocks have been locked in from the opening tip this season, out-scoring opponents in the first quarter by an average of 12.0 points. Through 11 games, South Carolina averages 23.8 points on 52.8 percent shooting in the opening 10 minutes – the best numbers of any quarter. The third quarter has been the next most productive with a +8.5 scoring margin.

That said, South Carolina's best two shooting individual quarters this season have both come in the fourth quarter – 66.7 percent (10-of-15) against Alabama State (Nov. 5) and the same percentage (8-of-12) against then-#2/2 Baylor (Nov. 30).

Individually, five Gamecocks have scored in double figures in a single quarter this season, led by Tyasha Harris' 12 in the final period at Temple (Dec. 7) to deliver the victory.

### Sixth Woman

The high-octane Gamecock offense has been fueled by selflessness. Five games this season have seen six Gamecocks score in double figures. That number tops the 2014-15 season (3) for the most by South Carolina in the

Dawn Staley era.

At least five Gamecocks have scored in double figures a total of six times this season, topping last season's three games of five double-digit scorers.

### Hitting 1,000

Senior point guard Tyasha Harris scored her 1,000th career point in the third quarter against USC Upstate (Nov. 21) in her highest scoring game of the season to date. The Noblesville, Ind., became just the fourth Gamecock all-time to post both 1,000 points and 500 assists in her career. Only two Gamecocks have scored 1,000 points and handed out 600 assists, which is a mark that Harris could reach later this season.

Senior forward Mikiah Herbert Harrigan also has a chance to reach the classic basketball benchmark. She is currently at 910 career points. Only five Gamecocks have ever posted at least 1,000 points and 100 blocks in their careers.

### Freshman Phenoms

Three of South Carolina's freshmen hit notable marks early in the season, living up to their billing as part of the best signing class in recent college women's basketball history.

The headline of the trio's early-season exploits is Aliyah Boston's season-opening triple-double – the first in a college debut in NCAA Div. I women's basketball history. It was just the seventh triple-double in Gamecock history and the first by a freshman.

Two games later, Brea Beal and Zia Cooke joined Boston with elite Gamecock freshman outings.

Cooke poured in 27 points at Dayton (Nov. 13), the most by a Gamecock freshman since Kelsey Bone scored 27 against North Carolina on Dec. 20, 2009. It was the first 20-point freshman outing since Bianca Jackson netted 20 against UConn on Feb. 1, 2018. Cooke's scoring included five 3-pointers, the most by a Gamecock freshman since Tina Roy hit five against Presbyterian on Nov. 27, 2011.

## Woman Up!

South Carolina head coach Dawn Staley picked "Woman Up!" as this season's theme to recognize how inspired her team is to work hard toward its goals and how they inspire her, each other and the community at large to pursue something greater.

The theme reminds the team to compete relentlessly, stay disciplined to its goals and lift each other up as they pursue their dreams.

As always, Staley invites fans of the program to do the same in their lives and in their support of the team – commit to your goals, support others and dream big.

To launch the theme, each Gamecock told her Woman Up! story for a video series. Visit [GamecocksOnline.com/WomanUp](http://GamecocksOnline.com/WomanUp) to watch all 13 short videos in the series.

Beal followed up her 10-rebound performance at #4/5 Maryland (Nov. 10) with another 10 boards at Dayton (Nov. 13), becoming the first Carolina freshman with back-to-back double-digit rebounding games since A'ja Wilson pulled down 10 against Liberty (Dec. 21, 2014), 10 against Auburn (Jan. 2, 2015) and 13 at LSU (Jan. 4, 2015).

### Milestone March

Seniors Tyasha Harris and Mikiah Herbert Harrigan are moving quickly up several career charts in their final season with the Garnet and Black.

Harris is third in the program's all-time career assists chart with 569 so far. She is 26 behind Mindy Ballou's 595 in second place. The program record of 615 is held by Cristina Ciocan (2001-04).

As a regular starter each of the last three seasons, Harris could make the top-10 of four other lists – steals, minutes played, games played and games started – by the end of the season.

Mikiah Herbert Harrigan has 174 career blocks, which

## GAMES LED TEAM IN...

Scoring	2019-20	Career	Record
M. Herbert Harrigan	5	14	10-4
Aliyah Boston	4	4	4-0
Tyasha Harris	3	9	6-3
Zia Cooke	2	2	2-0
Destanni Henderson	1	4	3-1
Victoria Saxton	0	1	1-0

Rebounding	2019-20	Career	Record
Aliyah Boston	6	6	6-0
M. Herbert Harrigan	2	11	8-3
Brea Beal	2	2	2-0
Laeticia Amihere	1	1	1-0
LeLe Grissett	0	9	6-3
Victoria Saxton	0	2	2-0
Tyasha Harris	0	2	2-0

Assists	2019-20	Career	Record
Tyasha Harris	11	84	69-15
Destanni Henderson	2	3	3-0
Brea Beal	2	2	2-0
Zia Cooke	1	1	1-0
LeLe Grissett	1	1	1-0
M. Herbert Harrigan	0	1	1-0

*(Tied for team lead in each category included)*

## MISCELLANEOUS STATS

Triple-Doubles	2019-20	Career	Record
Aliyah Boston	1	1	1-0

Double-Doubles	2019-20	Career	Record
Aliyah Boston	4	4	4-0
Tyasha Harris	0	9	8-1
M. Herbert Harrigan	0	3	2-1
LeLe Grissett	0	1	0-1

20+ Points	2019-20	Career	Record
Tyasha Harris	2	8	5-3
M. Herbert Harrigan	2	5	4-1
Aliyah Boston	1	1	1-0
Zia Cooke	1	1	1-0
LeLe Grissett	0	1	1-0

10+ Points	2019-20	Career	Record
Aliyah Boston	11	11	10-1
M. Herbert Harrigan	10	43	34-9
Tyasha Harris	8	54	45-9
Destanni Henderson	5	13	12-1
Zia Cooke	5	5	4-1
Victoria Saxton	3	5	5-0
Brea Beal	3	3	3-0
LeLe Grissett	2	7	5-2
Laeticia Amihere	1	1	1-0
Olivia Thompson	1	1	1-0
Elysa Wesolek	0	1	1-0

10+ Rebounds	2019-20	Career	Record
Aliyah Boston	4	4	4-0
Brea Beal	2	2	2-0
M. Herbert Harrigan	0	5	4-1
LeLe Grissett	0	1	0-1

5+ Assists	2019-20	Career	Record
Tyasha Harris	6	61	53-8
Destanni Henderson	1	2	2-0

5+ Steals	2019-20	Career	Record
Destanni Henderson	1	1	1-0
Tyasha Harris	0	3	3-0

5+ Blocks	2019-20	Career	Record
Aliyah Boston	2	2	2-0
M. Herbert Harrigan	0	2	2-0
Victoria Saxton	0	1	1-0

is fourth in program history. She is three away from Lakesha Tolliver's (2004-07) 177 in third place.

**We Jammin'**

The Gamecocks joined seven other teams in St. Thomas, U.S.V.I., in one of the most stacked Thanksgiving tournaments this season and came out as the Reef Division champs.

South Carolina went 2-1 at the event, highlighted by a smothering defensive effort that held then-#2/2 Baylor to its lowest scoring mark since the end of the 2015-16 season and secured a 15-point victory.

Freshman Aliyah Boston, playing in her hometown, was named MVP of the division, averaging 15.0 points and 7.7 rebounds in just 22.3 minutes per game at the event. Senior Mikiah Herbert Harrigan, another island product (Anguilla), made the All-Tournament team after leading the Gamecocks with 15.3 points per game and averaging 6.7 rebounds. Senior Tyasha Harris joined the duo in averaging double-figure points at the tournament with her 10.7 that went with 5.0 assists per game.

**Historic Boston**

Freshman forward Aliyah Boston opened her college career with a bang, recording an historic triple-double against Alabama State (Nov. 5).

It marked the first triple-double in a college debut in NCAA Div. I women's basketball history. Prior to Boston's mark, the last NCAA Div. I freshman to post a triple-double was Nebraska's Kate Cain against Florida Atlantic on Dec. 19, 2017.

It was just the seventh triple-double in South Carolina history, and the first by a freshman. That last Gamecock triple-double was by then-junior Alaina Coates, who posted 29 points, 16 rebounds and 10 blocks against Winthrop on Dec. 13, 2015.

Boston's 10 blocks tied Coates' school record.

**U-S-A, U-S-A**

Since the arrival of Staley in the 2008-09 season, South Carolina has solidified its relationship with USA Basketball. At least one Gamecock has donned the red, white and blue in each of the last six summers, and the group of nine Gamecocks, including four on the current roster, has helped 13 U.S. teams to gold medals, three more to silver and another to bronze.

The participation streak is guaranteed to continue through 2020 as Staley was named Senior National

Team Head Coach through the Tokyo Olympics. The Gamecocks' head coach led the U.S. to gold in the 2018 FIBA World Cup and earned her second USA Basketball National Coach of the Year award for the effort.

Junior Tyasha Harris is responsible for one of those gold medals (2016 FIBA U18 Americas Cup) as well as two silvers (2019 Pan Am Games, 2017 FIBA U19 World Cup). The point guard also trained with Staley's National Team when it was in Columbia for training camp prior to the 2018 FIBA World Cup.

Aliyah Boston and Zia Cooke were part of two gold-medal winning teams – 2018 FIBA U17 World Cup, 2017 FIBA U16 Americas Cup. Boston also picked up gold in the 2018 Youth Olympics 3x3 and the 2019 FIBA U19 World Cup.

**Great Gamecock Fans**

After winning the title for the last five seasons, South Carolina continues to lead the nation in average attendance this season with 10,611 and is the only program drawing 10,000+ fans per game.

This season's four home games are among the 11 in NCAA Div. I this season that have had at least 10,000 in attendance with the 11,306 that watched the Dec. 15 game against Purdue ranking third in the country. The

Gamecocks have drawn at least 10,000 fans in 71 straight regular-season home games.

South Carolina's last regular-season game with fewer than 10,000 in attendance was on Dec. 14, 2014, when 9,605 were on-hand to see the Gamecocks defeat Savannah State. The last game at Colonial Life Arena with an attendance below 10,000 was in the 2017 NCAA Tournament when the Gamecocks' second-round game against Arizona State drew 8,276, making the overall streak of 10,000 or more fans 36 games.

**One More Ty-me**

Senior Tyasha Harris entered her senior season on the watch list of all four national player of the year awards as well as the Nancy Lieberman Award Watch List, which recognizes the top point guard in the country. Routinely among the nation's best in assist average and assist-to-turnover ratio, she ranks third among active Div. I players in career assists (569) and 15th in assist-to-turnover ratio (2.46).

This season, the 5-foot-10 guard leads the SEC with 5.1 assists per game and is scoring a career-best 12.4 points per outing, hitting double figures in eight games so far. For the second straight season, Harris has her hands on at least 25.0 percent of the Gamecocks' offense

**TEAM SPECIALTY STATS**

South Carolina-Opponent					
		Pts. in Paint	Pts. Off TOs	2nd Chance Pts	Fast Break Pts
11/5	Ala St.	50-24	30-10	23-10	25-8
11/10	at Md.	26-30	9-12	7-7	19-15
11/13	at Day.	36-6	13-9	12-15	14-5
11/17	App St.	54-24	35-10	14-6	14-4
11/21	SC-Up.	62-6	29-7	23-0	33-4
11/24	at Clem.	44-20	23-4	10-10	26-0
11/28	vs. Ind.	34-34	8-18	15-7	9-0
11/29	vs. WSU	40-22	23-11	13-2	16-15
11/30	vs. Bay.	44-40	10-17	12-13	4-8
12/7	at Tem.	28-26	22-8	22-16	18-5
12/15	Pur.	50-14	26-14	15-7	24-10
12/19	Duke				
12/22	S. Dak.				
1/2	Ky.				
1/5	at Ala.				
1/9	Ark.				
1/12	at Vandy				
1/16	at Mizz.				
1/20	Miss. St.				
1/26	at Ga.				
1/30	at Miss.				
2/2	Tenn.				
2/6	at Ark.				
2/10	UConn				
2/13	Aub.				
2/17	Vandy.				
2/20	LSU				
2/23	at Ky.				
2/27	at Fla.				
3/1	TAM				
Season Avg.		42.5-22.4	20.7-10.9	15.1-8.5	17.5-5.5
SEC Avg.		-	-	-	-

**STARTERS VS. BENCH**

		SC Starters	Opp. Starters	SC Bench	Opp. Bench
11/5	Ala. St.	53	31	50	12
11/10	at Md.	53	42	10	12
11/13	at Day.	53	23	22	26
11/17	App St.	63	36	29	14
11/21	SC-Up.	63	12	49	20
11/24	at Clem.	59	20	25	28
11/28	vs. Ind.	47	58	10	13
11/29	vs. WSU	52	38	16	15
11/30	vs. Bay.	60	48	14	11
12/7	at Tem.	59	57	19	14
12/15	Pur.	55	39	30	10
12/19	Duke				
12/22	S. Dak.				
1/2	Ky.				
1/5	at Ala.				
1/9	Ark.				
1/12	at Vandy				
1/16	at Mizz.				
1/20	Miss. St.				
1/26	at Ga.				
1/30	at Miss.				
2/2	Tenn.				
2/6	at Ark.				
2/10	UConn				
2/13	Aub.				
2/17	Vandy.				
2/20	LSU				
2/23	at Ky.				
2/27	at Fla.				
3/1	TAM				
Season Avg.		56.1	53.3	24.9	15.9
SEC Avg.		-	-	-	-

**IN THE STALEY ERA**

Wins	
30-Win Seasons	3
25-Win Seasons	7
20-Win Seasons	8
Winning Seasons	10
National Rankings	
Weeks in the AP Top 25	143
Weeks in the AP Top 10	98
Weeks in the AP Top 5	67
Weeks at AP No. 1	12
Postseason	
NCAA Tournament Appearances	8
NCAA Sweet 16s	7
NCAA Final Fours	2
National Championships	1
In the SEC	
Regular-Season Championships	4
Regular-Season Top 5 Finishes	9
Tournament Championships	4
Double-Digit Wins	8

**2019-20 SCORING DIFFERENTIALS**

Season	
Largest lead in a win	by 80 (112-32), 4th-0:31, USC Upstate, 11/21
Largest deficit overcome to win	by 6 (8-2), 1st-7:40, vs. Baylor, 11/30
Largest lead given up in a loss	by 5 (5-0), 1st-9:05, vs. Indiana, 11/28
Largest deficit in a loss	by 14 (71-57), 4th-0:02, vs. Indiana, 11/28

between her assists and points. This season, her assists have led to 11.5 points per game. Combined with her scoring average, she touches 23.9 of the Gamecocks' 81.0 points per game (29.5 percent).

Since the start of her sophomore season (her first full season in the starting lineup), Harris has handed out 5.7 assists per game with a 2.6 assist-to-turnover ratio. In that time, she has also averaged 10.9 points per game.

Harris is far and away the SEC's active leader in career assists (569) and is fourth in the nation among active players across all divisions (third in Div. I). She is also the SEC's active career steals leader (193) and is fifth in scoring (1080).

## H2-O (And D)

Senior forward Mikiah Herbert Harrigan has long been a shot-blocking menace to opponents, and she unleashed a lethal offensive game last season that continues to grow in her final college season.

Herbert Harrigan is the Gamecocks' leading scorer with her career-best 13.7 points per game coming in 13th in the SEC. She is shooting 52.6 percent from the field to go with a career-best 6.2 rebounds per game. In three games against ranked opponents, the lithe 6-foot-2 forward has grabbed a team-best 7.7 rebounds per game.

Defensively, Herbert Harrigan hasn't lost a step, blocking 2.0 shots per game to rank sixth in the SEC and 34th in the nation.

Fourth in program history in career blocked shots (174), she is second among active SEC players in that category as well.

## Henny-thing Goes

Sophomore guard Destanni Henderson is a dynamic athlete whose versatile offensive game makes her a weapon at any spot on the floor. The SEC All-Freshman Team selection has seen her minutes explode to 25.5 per game (from 15.6 last season).

With five games of double-figure points and six games of three or more assists, Henderson continues to develop her command of the team from the point guard spot. She averages 2.5 assists with 2.0 steals and 9.5 points per game and is the team's most accurate outside shooter, hitting 42.9 percent (15-of-35) from 3-point range.

## LA Style

Redshirt-freshman forward Laetia Amihere was the No. 10 recruit in the 2019 class and is rediscovering her feel for the game after injury plagued her final two seasons of high school. Her length and agility will prove to be a problem for opponents whenever she is on the court, especially as she reclaims the bounce that led her to become the first Canadian woman to dunk in a game.

Amihere posted her first double-figure scoring game with 10 against USC Upstate (Nov. 21), shooting 4-of-7 from the field, including a 3-pointer. She gave Temple (Dec. 7) fits with her activity around the basket, grabbing three offensive rebounds and drawing fouls to hit 3-of-4 from the free throw line. Amihere narrowly missed her first double-figure rebounding game against Purdue (Dec. 15) with nine.

The 6-foot-3 forward is part of the Canadian National Team as well. She missed the Appalachian State (Nov. 17) game with the Gamecocks to be with her national team, which was playing in the FIBA Women's Olympic Pre-Qualifying Americas Tournament in Edmonton (Nov. 14-17).

## Life's a Brea-ze

Freshman guard Brea Beal was the No. 11 player in the 2019 class, and her upside is even higher than that. Drawing early comparisons to former Gamecock and 2017 WNBA Rookie of the Year Allisha Gray, Beal has the ability to play and create mismatches at positions 1-4 on the court.

Beal drew the Grey comparisons because of her competitiveness and focus on contributing beyond scoring as she struggled shooting early in the season. Her back-to-back 10-rebound outings at #4/5 Maryland and Dayton were the first by a freshman since A'ja Wilson (2014-15). She is third on the team in rebounding (6.1 per game) and fourth in assists (1.9 per game).

In the meantime, Beal's scoring has come around, netting double figures in three of the last seven games, including a pair of games hitting 60.0 percent or better from 3-point range.

## From A to B

The No. 3 player in the 2019 class, freshman forward Aliyah Boston brings a dominant physical presence back to the Gamecock frontcourt. The 6-foot-5 Virgin Islands native thrives on contact and has been a handful for opposing frontlines right away.

Boston wasted little time serving notice to the SEC and the country with her opening-week performances that yielded 13.0 points, 9.5 rebounds and 7.5 blocks per game. The effort landed her SEC Freshman of the Week honors on Nov. 12. She has since earned the award two other times and picked up USBWA National Freshman of the Week honors following her Paradise Jam Reef Division MVP performance.

Boston is among the SEC's top 20 in six categories – 16th in scoring (13.4 ppg), 10th in rebounding (7.5), third in field goal percentage (.649), first in blocked shots per game (3.2), third in double-doubles (4) and seventh in offensive rebounds (3.5).

## AROUND THE SEC

(through games of 12/16)



	SEC Games			Overall		
	W	L	Pct.	W	L	Pct.
Arkansas	0	0	.000	10	1	.909
Kentucky	0	0	.000	10	1	.909
South Carolina	0	0	.000	10	1	.909
Texas A&M	0	0	.000	9	1	.900
Tennessee	0	0	.000	8	1	.889
Mississippi State	0	0	.000	9	2	.818
LSU	0	0	.000	8	2	.800
Alabama	0	0	.000	8	3	.727
Georgia	0	0	.000	7	3	.700
Vanderbilt	0	0	.000	7	3	.700
Florida	0	0	.000	6	3	.667
Ole Miss	0	0	.000	6	5	.545
Auburn	0	0	.000	5	5	.500
Missouri	0	0	.000	3	8	.273

## Today's Games

#10/10 UCLA at Georgia, 11 a.m. (SECN)

LSU at FGCU, 7 p.m. (ESPN+)

South Florida vs. #15/15 Mississippi State, 7 p.m.

*Rankings are listed as AP/Coaches Poll  
All Times Eastern; TV Network in ()*

Boston's blocked shots total (35) is fourth in the country, and her blocked shots average is 11th. Her 64.9 percent field goal shooting is 10th in the nation.

In the season opener, Boston delivered the first triple-double in a college debut in NCAA Div. I women's basketball history. The 12-point, 12-rebound, 10-block effort came in just 21 minutes on the court for the seventh triple-double in Gamecock history and the first by a freshman.

In the biggest games of her career, Boston has remained undaunted. In three games against ranked opponents, she is the team's top scorer (14.7 ppg) and second in rebounding (7.3 rpg), shooting 71.4 percent from the field. Against then-#2/2 Baylor (Nov. 30), she scored 10 of her 20 points in the fourth quarter as the Gamecocks pulled away for the 15-point victory.

## Cooke Charisma

Freshman guard Zia Cooke was the No. 4 entry in the 2019 class and spent her final high school season putting together highlight reels that made her a finalist for Naismith High School Player of the Year and wowed fans on social media. Under Staley, she is dialing in her point guard leadership, meshing it with her scorer's mentality and overall becoming a threat on both sides of the ball.

Her offensive game is as dynamic and athletic as advertised, and she averages 10.0 points and has shot 34.4 percent (11-of-32) from 3-point range. She has scored in double figures in six times this season, headlined by 27 points in a return to her homestate at Dayton (Nov. 13). It was the most points by a Gamecock freshman since Kelsey Bone's 27 against North Carolina on Dec. 9, 2009. The effort was fueled by five 3s, the most by a Gamecock freshman since Tina Roy hit five against Presbyterian on Nov. 27, 2011.

## 2019-20 Roster

No.	Name	Pos.	Ht.	Yr.	Hometown/Last School
0	Olivia Thompson	G	5-8	Fr.	Lexington, S.C./Lexington
1	Zia Cooke	G	5-9	Fr.	Toledo, Ohio/Rogers
3	Destanni Henderson	G	5-7	So.	Fort Myers, Fla./Fort Myers
4	Aliyah Boston	F	6-5	Fr.	St. Thomas, U.S.V.I./Worcester (Mass.) Acad.
5	Victoria Saxton	F	6-2	So.	Rome, Ga./Model
11	Destiny Littleton#	G	5-9	Jr.	San Diego, Calif./Texas
12	Breanna Beal	G	6-1	Fr.	Rock Island, Ill./Rock Island
15	Laetia Amihere	F	6-3	R-Fr.	Mississauga, Ontario/Kings Way Christian
21	Mikiah Herbert Harrigan	F	6-2	Sr.	Pembroke Pines, Fla./Flanagan
24	LeLe Grissett	G/F	6-2	Jr.	Durham, N.C./Hillside
32	Elysa Wesolek	F	6-1	So.	Charleston, S.C./Northwood Academy
52	Tyasha Harris	G	5-10	Sr.	Noblesville, Ind./Heritage Christian

**Head Coach:** Dawn Staley

**Assoc. Head Coach:** Lisa Boyer; **Assistant Coaches:** Fred Chmiel, Jolette Law

# indicates will sit out 2019-20 due to NCAA transfer rules

## South Carolina's Record When...

	vs. Ranked	SEC	All
Record.....	2-1		10-1
Playing a ranked opponent.....			2-1
Playing at home .....			4-0
Playing on the road .....	1-0		4-0
Playing at neutral site .....	1-1		2-1
Leading at half .....	2-0		10-0
Trailing at half .....	0-1		0-1
Tied at half .....			0-0
Playing an overtime game .....			0-0
0 players score in double figures .....			0-0
1 player scores in double figures .....			0-0
2 players score in double figures .....			1-0
3 players score in double figures .....	2-1		2-1
4 players score in double figures .....			1-0
5 players score in double figures .....			1-0
More than 5 players in double figures.....			5-0
Starters out-score opponent's starters .....	2-0		10-0
Opponent's starters score equal/more .....	0-1		0-1
Bench out-scores opponent's bench .....	1-0		7-0
Opponent's bench scores equal/more.....	1-1		3-1
Shooting 50% or better .....	1-0		3-0
Shooting between 40-49% .....			5-0
Shooting between 30-39% .....	1-1		2-1
Shooting less than 30% .....			0-0
Opponent shoots 50% or better .....	0-1		0-1
Opponent shoots between 40-49% .....			1-0
Opponent shoots between 30-39% .....	2-0		3-0
Opponent shoots between 20-29% .....			5-0
Opponent shoots less than 20% .....			1-0
Shooting better than opponent.....	2-0		9-0
Shooting worse than/equal to opponent.....	0-1		1-1
Having more FTs made than opponent .....	2-0		8-0
Having equal/fewer FTs made than opponent .....	0-1		2-1
Out-rebounding opponent.....	2-1		8-1
Having equal/fewer rebounds than opponent .....			2-0
Having fewer TOs than opponent.....			7-0
Having equal or more TOs than opponent.....	2-1		3-1
Attempting more FT than 3FG.....	2-0		8-0
Attempting equal/fewer FT than 3FG.....	0-1		2-1
Making 5 or more 3FGs.....			8-0
Making fewer than 5 3FGs.....	2-1		4-1
Making no 3 FGs .....			0-0
Attempting 15 or more 3FGs.....	0-1		5-1
Attempting fewer than 15 3FGs.....	2-0		5-0
No South Carolina players foul out .....	2-0		10-0
One or more SC players foul out.....	0-1		0-1
No opposing players foul out.....	2-1		6-1
One or more opposing players foul out .....			4-0

	vs. Ranked	SEC	All
Assist at least half of field goals made.....	1-0		6-0
Assist on at least 2/3 of field goals made .....			1-0
Assist on less than half of field goals made.....	1-1		4-1
Scoring more pts. in paint than opponent .....	1-0		9-0
Scoring equal/fewer pts. in paint than opp. ....	1-1		1-1
Scoring more pts. off TOs than opponent .....			8-0
Scoring equal/fewer pts. off TOs than opp. ....	2-1		2-1
Scoring more 2nd-chance pts. ....	0-1		7-1
Scoring equal/fewer 2nd-chance pts. ....	2-0		3-0
Scoring more fast break pts.....	1-1		8-1
Scoring equal/fewer fast break pts.....	1-0		2-0
Wearing white uniforms.....	0-1		4-1
Wearing black uniforms .....	2-0		6-0
Wearing garnet uniforms.....			0-0
Wearing pink uniforms .....			0-0
Playing in November.....	2-1		8-1
Playing in December.....			2-0
Playing in January .....			0-0
Playing in February .....			0-0
Playing in March.....			0-0
Playing during the day.....	1-0		5-0
Playing at night .....	1-1		5-1
Playing on Sunday.....	1-0		4-0
Playing on Monday.....			0-0
Playing on Tuesday.....			1-0
Playing on Wednesday.....			1-0
Playing on Thursday.....	0-1		1-1
Playing on Friday .....			1-0
Playing on Saturday.....	1-0		2-0
Margin is less than 5 pts. ....			0-0
Margin is between 5-9.....	1-0		2-0
Margin is between 10-19.....	1-1		2-1
Margin is between 20-29.....			1-0
Margin is between 30-39.....			2-0
Margin is between 40-49.....			1-0
Margin is 50 pts. or more.....			2-0
Having a 20-pt. scorer.....	1-0		5-0
Having a 30-pt. scorer.....			0-0
Scoring 49 points or less.....			0-0
Scoring 50-59 points.....	0-1		0-1
Scoring 60-69 points.....	1-0		2-0
Scoring 70-79 points.....	1-0		3-0
Scoring 80-89 points.....			2-0
Scoring 90-99 points.....			1-0
Scoring 100 points or more.....			2-0
Opponent scores 49 points or less .....			5-0
Opponent scores 50-59 points .....	2-0		4-0
Opponent scores 60-69 points .....			0-0
Opponent scores 70-79 points .....	0-1		1-1
Opponent scores 80-89 points .....			0-0
Opponent scores 90-99 points .....			0-0
Opponent scores 100 points or more.....			0-0



## 2019-20 Team High/Low

South Carolina Highs	South Carolina Lows	Category	Opponent Lows	Opponent Highs
112 vs. USC Upstate, 11/21	57 vs. Indiana, 11/28	<b>Points in Game</b>	32, USC Upstate, 11/21	71, at Temple, 12/7 71, vs. Indiana, 11/28
64 USC Upstate, 1st, 11/21	26 vs. Indiana, 2nd, 11/28	<b>Points in a Half</b>	9, App State, 1st, 11/17	41, App State, 2nd, 11/17
36 vs. Alabama St., 3rd, 11/5	6 vs. Indiana, 4th, 11/28	<b>Points in a Quarter</b>	3, App State, 1st, 11/17	24, vs. Indiana, 4th, 11/28
43 vs. USC Upstate, 11/21	19 at Maryland, 11/10	<b>Field Goals Made</b>	10, USC Upstate, 11/21	26, at Temple, 12/7 26, vs. Indiana, 11/28
77 at Temple, 12/7 77 vs. USC Upstate, 11/21	53 vs. Baylor, 11/30	<b>Field Goal Attempts</b>	52, vs. Wash. State, 11/29 52, vs. Indiana, 11/28	72, at Dayton, 11/13
.561 (37-66) vs. App State, 11/17	.317 (19-60) at Maryland, 11/10	<b>FG Percentage</b>	.159 (10-63), USC Upstate, 11/21	.500 (26-52), vs. Indiana, 11/28
12 vs. USC Upstate, 11/21	1 at Maryland, 11/10	<b>3-Point FG Made</b>	1, Alabama State, 11/5	11, at Temple, 12/7
23 at Clemson, 11/24 23 vs. USC Upstate, 11/21	5 vs. Wash. State, 11/29	<b>3-Point FG Attempts</b>	7, Alabama State, 11/5	29, USC Upstate, 11/21
.552 (14-21) vs. USC Upstate, 11/21	.105 (2-19) vs. Indiana, 11/28	<b>3-Point FG Percentage</b>	.125 (2-16), at Maryland, 11/10	.500 (6-12), vs. Wash. St., 11/29
24 at Maryland, 11/10	7 vs. Indiana, 11/28	<b>Free Throws Made</b>	5, vs. Wash. State, 11/29	14, Alabama State, 11/5
32 vs. Alabama State, 11/5	15 vs. Purdue, 12/15 15 vs. Indiana, 11/28	<b>Free Throw Attempts</b>	7, vs. Wash. State, 11/29	26, at Temple, 12/7
.842 (16-19) at Temple, 12/7	.400 (8-20) vs. Wash. St., 11/29	<b>FT Percentage</b>	.500 (9-18), vs. Baylor, 11/30	.857 (12-14), at Clemson, 11/24
57 vs. USC Upstate, 11/21	39 vs. Wash. State, 11/29	<b>Rebounds</b>	28, Purdue, 12/15	50, at Temple, 12/7
28 vs. USC Upstate, 11/21	11 vs. Wash. State, 11/29 11 vs. Indiana, 11/28	<b>Assists</b>	4, Alabama State, 11/5	15, at Temple, 12/7
18 vs. USC Upstate, 11/21	4 at Maryland, 11/10	<b>Steals</b>	3, at Temple, 12/7 3, vs. Baylor, 11/30	10, at Maryland, 11/10
17 vs. App State, 11/17 3 vs. Indiana, 11/28	3 vs. Wash. State, 11/29	<b>Blocked Shots</b>	0, vs. Baylor, 11/30	11, Purdue, 12/15
19 vs. Baylor, 11/30	9 at Temple, 12/7	<b>Turnovers</b>	9, vs. Baylor, 11/30 9, at Maryland, 11/10	23, Alabama State, 11/5
23 vs. Indiana, 11/28	11 vs. USC Upstate, 11/21	<b>Fouls</b>	14, at Temple, 12/7	26, Alabama State, 11/5

## 2019-20 Individual Superlatives

Category	South Carolina	Opponent
<b>Points in Game</b>	27 by Zia Cooke at Dayton, 11/13	26 by Marissa Mackins, at Temple, 12/7
<b>Points in a Half</b>	16 by Aliyah Boston vs. USC Upstate, 1st, 11/21	17 by Jenna Giacone, at Dayton, 2nd, 11/13
<b>Points in a Quarter</b>	12 by Tyasha Harris at Temple, 4th, 12/7	11 by Jenna Giacone, at Dayton, 4th, 11/13
<b>Field Goals Made</b>	10 by M. Herbert Harrigan vs. App State, 11/17	9 by Marissa Mackins, at Temple, 12/7 9 by NaLyssa Smith, vs. Baylor, 11/30
<b>Field Goal Attempts</b>	19 by Zia Cooke vs. Indiana, 11/28	22 by Marissa Mackins, at Temple, 12/7 22 by NaLyssa Smith, vs. Baylor, 11/30
<b>FG Percentage</b>	1.000 (6-6) by Aliyah Boston vs. App State, 11/17	.625 (5-8) by Ali Patberg, vs. Indiana, 11/28
<b>3-Point FG Made</b>	5 by Destanni Henderson vs. USC Upstate, 11/21 5 by Zia Cooke at Dayton, 11/13	5 by Marissa Mackins, at Temple, 12/7
<b>3-Point FG Attempts</b>	7 by Tyasha Harris vs. Baylor, 11/30	12 by Michaela Gibbons, USC Upstate, 11/21
<b>3-Point FG Percentage</b>	.833 (5-6) by Destanni Henderson vs. USC Upstate, 11/21 .833 (5-6) by Zia Cooke at Dayton, 11/13	.800 (4-5) by Chanelle Molina, vs. Wash. State, 11/29
<b>Free Throws Made</b>	8 by Brea Beal at Maryland, 11/10	6 by Shania Meertens, at Clemson, 11/24
<b>Free Throw Attempts</b>	12 by Brea Beal at Maryland, 11/10	10 by Aniyah Smith, Alabama State, 11/5
<b>FT Percentage</b>	1.000 (6-6) by Tyasha Harris at Temple, 12/7 1.000 (6-6) by Zia Cooke at Maryland, 11/10 1.000 (6-6) by Tyasha Harris at Maryland, 11/10	1.000 (6-6) by Shania Meertens, at Clemson, 11/24
<b>Rebounds</b>	13 by Aliyah Boston vs. Baylor, 11/30	13 by Mia Davis, at Temple, 12/7
<b>Assists</b>	7 by Tyasha Harris vs. Baylor, 11/30 7 by Tyasha Harris at Dayton, 11/13	6 by Asonah Alexander, at Temple, 12/7
<b>Steals</b>	5 by Destanni Henderson at Temple, 12/7	3 by four players
<b>Blocked Shots</b>	10 by Aliyah Boston vs. Alabama State, 11/5	9 by Ae'Rianna Harris, Purdue, 12/15/19
<b>Turnovers</b>	5 by Tyasha Harris vs. Baylor, 11/30 5 by Zia Cooke at Dayton, 11/13	9 by Marissa Mackins, at Temple, 12/7

## THE LAST TIME...

### Individual

#### Scored 50 Points

**South Carolina** 51, Jocelyn Penn vs. Stetson, 1/4/03  
**Opponent** Never

#### Scored 40 Points

**South Carolina** 51, Jocelyn Penn vs. Stetson, 1/4/03  
**Opponent** 46, Cornelia Gayden, LSU, 1/14/95

#### Scored 30 Points

**South Carolina** 31, Te'a Cooper vs. Drake, 11/28/18  
**Opponent** 31, Napheesa Collier, at UConn, 2/11/19

#### Grabbed 20 Rebounds

**South Carolina** 24, A'ja Wilson vs. LS U, 2/22/18  
**Opponent** 24, Teaira McCowan, at Mississippi State, 1/17/19

#### Grabbed 15 Rebounds

**South Carolina** 16, Mikiah Herbert Harrigan at Texas A&M, 1/3/19  
**Opponent** 18, Kiah Gillespie, Florida State, 3/24/19

#### Two Players with 20 or More Points

**South Carolina** Mikiah Herbert Harrigan 27/Tyasha Harris 24 vs. Arkansas, 3/8/19  
**Opponent** Napheesa Collier 31/Katie Lou Samuelson 29, at UConn, 2/11/19

#### Two Players with 10 or More Rebounds

**South Carolina** A'ja Wilson 11/Mikiah Herbert Harrigan 10 vs. Virginia, 3/18/18  
**Opponent** Mia Davis 13/Lena Niang 11, at Temple, 12/7/19

#### Had 10 Assists

**South Carolina** 10, Tyasha Harris at Auburn, 2/28/19  
**Opponent** 12, Channise Lewis, Maryland, 11/18/18

#### Had Five Steals

**South Carolina** 5, Destanni Henderson at Temple, 12/7/19  
**Opponent** 6, Cierra Dillard/5, Summer Hemphill, vs. Buffalo, 3/24/18

#### Had Five Blocked Shots

**South Carolina** 5, Aliyah Boston at Maryland, 11/10/19  
**Opponent** 9, Ae'Rianna Harris, Purdue, 12/15/19

#### Had 20 Points and 20 Rebounds

**South Carolina** A'ja Wilson (27 pts/24 rebs) vs. LSU, 2/22/18  
**Opponent** Teaira McCowan (26 pts/24 rebs) at Mississippi State, 1/17/19

#### Had a Double-Double

**South Carolina** Aliyah Boston (18 pts/10 rebs) vs. USC Upstate, 11/21/19  
**Opponent** Mia Davis (14 pts/13 rebs) and Asonah Alexander (10 pts/11 rebs), at Temple, 12/7/19

#### Two Players had a Double-Double

**South Carolina** Alexis Jennings (15 pts/10 rebs)/Tyasha Harris (14 pts/10 rebs) at Auburn, 2/28/19  
**Opponent** Mia Davis (14 pts/13 rebs)/Asonah Alexander (10 pts/11 rebs), at Temple, 12/7/19

#### Three Players had a Double-Double

**South Carolina** Ashley Bruner (16 pts/12 rebs)/Aleighsa Welch (16 pts/ 11 rebs)/ Elem Ibiam (12 pts/10 rebs) vs. Kansas, 3/25/13  
**Opponent** Shakira Austin (10 pts/16 rebs) / Kaila Charles (17 pts/10 rebs) / Channise Lewis (10 pts/12 assts), Maryland, 11/18/18

#### Had a Triple-Double

**South Carolina** Aliyah Boston (12 pts/12 rebs/10 blks) vs. Alabama State, 11/5/19  
**Opponent** Never

### Team

#### Scored 100 Points

**South Carolina** 112 vs. USC Upstate, 11/21/19  
**Opponent** 103, Clemson, 11/21/03

#### Won by 30 or More Points

**South Carolina** 85-49 (36), vs. Purdue, 12/15/19  
**Opponent** 66-34 (32), Georgia, 3/4/11

#### Shot 65% or Better from the Field

**South Carolina** .667 (36-54) at Vanderbilt, 1/18/18  
**Opponent** Never

#### Shot 60% or Better from the Field

**South Carolina** .604 (32-53) at Kentucky, 1/21/18  
**Opponent** .604 (29-48), Vanderbilt, 1/18/01

#### Shot 50% or Better from the Field

**South Carolina** .558 (43-77) vs. USC Upstate, 11/21/19  
**Opponent** .521 (37-71), vs. Baylor, 3/30/19

#### No Players in Double-Figure Points

**South Carolina** at Auburn, 1/19/12  
**Opponent** USC Upstate, 11/21/19

#### Five Players in Double-Figure Points

**South Carolina** at Temple, 12/7/19  
**Opponent** vs. Baylor, 3/30/19

#### More Than Five Players in Double-Figure Points

**South Carolina** 6 vs. Purdue, 12/15/19  
**Opponent** 6 Maryland, 11/18/18

#### Faced AP Top-25 Opponent

**Win** 72-64 vs. No. 25 Florida State, 3/24/19  
**Loss** 57-71 vs. No. 17 Indiana, 11/28/19

#### Faced AP Top-10 Opponent

**Win** 61-59 vs. No. 22 Texas A&M, 12/31/17  
**Loss** 74-89 at No. 7 Mississippi State, 1/17/19

#### Faced AP Top-5 Opponent

**Win** 63-54 at No. 4 Maryland, 11/10/19  
**Loss** 64-68 vs. No. 5 Mississippi State, 3/3/19

#### Faced AP No. 1 Team

**Win** Never  
**Loss** 68-93 vs. Baylor, 3/30/19

#### Overtime Game

**Win** 58-55 vs. Drexel, 11/28/12  
**Loss** 85-90 vs. Drake, 11/24/18

#### Double-Overtime Game

**Win** 82-73 at Purdue, 12/16/18  
**Loss** 92-94 at Clemson, 11/19/09

#### South Carolina Was Ranked (AP Poll)

**No. 1** 2/9/15  
**Top 5** No. 5, 12/16/19  
**Top 10** No. 6, 12/2/19  
**Top 25** No. 15, 3/19/19

## SOUTH CAROLINA SINGLE-QUARTER RECORDS

## TEAM

## Scoring

Most	Points
1. vs. Saint Peter's, 11/22/16, 1st qtr.	37
2. vs. Alabama State, 3rd qtr.	36
3. vs. App State, 11/17/19, 1st qtr.	35
vs. Arkansas, 3/8/19, 3rd qtr.	35
at Arkansas, 2/3/19, 4th qtr.	35
vs. Arkansas, 1/3/16, 2nd qtr.	35

Fewest	Points
1. vs. App State, 12/5/18, 4th qtr.	5
2. vs. Indiana, 11/28/19, 4th qtr.	6
vs. St. John's, 11/25/17, 2nd qtr.	6
vs. Stanford, 3/31/19, 2nd qtr.	6
vs. UCLA, 12/18/16, 1st qtr.	6

Fewest Allowed	Points
1. vs. App State, 11/17/19, 1st qtr.	3
vs. Belmont, 3/22/19, 2nd qtr.	3
vs. Savannah State, 12/17/17, 3rd qtr.	3
4. vs. Dayton, 11/28/18, 4th qtr.	4
vs. CofC, 12/5/17, 2nd qtr.	4
at Clemson, 11/16/17, 1st qtr.	4
vs. Alabama State, 11/10/17, 4th qtr.	4
4 other times	4

Most Allowed	Points
1. vs. Baylor, 12/2/18, 1st qtr.	32
at Maryland, 11/13/17, 4th qtr.	32
vs. Kentucky, 2/26/17, 4th qtr.	32
4. vs. Arkansas, 3/8/19, 3rd qtr.	30
vs. Connecticut, 3/26/18, 1st qtr.	30
vs. Syracuse, 3/25/16, 4th qtr.	30

## Margin of Difference

Lead	Score	Margin
1. vs. Alabama State, 11/5/19, 3rd qtr.	36-9	+37
2. vs. App State, 11/17/19, 1st qtr.	35-3	+32
3. vs. USC Upstate, 11/21/19, 3rd qtr.	33-7	+26
vs. Arkansas, 1/3/16, 2nd qtr.	35-9	+26
4. vs. Saint Peter's, 11/22/16, 1st qtr.	37-12	+25
5. vs. USC Upstate, 11/21/19, 1st qtr.	33-9	+24

Deficit	Score	Margin
1. vs. UConn, 2/1/18, 2nd qtr.	8-29	-21
2. at Tennessee, 2/15/18, 3rd qtr.	9-29	-20
3. vs. Baylor, 12/2/18, 1st qtr.	13-32	-19
at Mississippi State, 2/5/18, 4th qtr.	9-28	-19
5. vs. Indiana, 11/28/19, 4th qtr.	6-24	-18
vs. Connecticut, 3/26/18, 1st qtr.	12-30	-18

## Field Goals

Made	FGM
1. vs. Saint Peter's, 11/22/16, 1st qtr.	15
2. vs. App State, 11/17/19, 1st qtr.	14
vs. Notre Dame, 11/26/17, 4th qtr.	14
vs. Arkansas, 1/3/16, 2nd qtr.	14
5. vs. USC Upstate, 11/21/19, 3rd qtr.	13
vs. USC Upstate, 11/21/19, 1st qtr.	13
vs. Belmont, 3/22/19, 3rd qtr.	13
vs. Quinnipiac, 3/25/17, 3rd qtr.	13
vs. Kentucky, 3/4/17, 1st qtr.	13

Attempts	FGA
1. vs. App State, 11/17/19, 1st qtr.	22
vs. CofC, 12/5/17, 1st qtr.	22
at Auburn, 1/5/17, 1st qtr.	22
4. at Temple, 12/7/19, 4th qtr.	21
vs. USC Upstate, 11/21/19, 3rd qtr.	21
vs. USC Upstate, 11/21/19, 2nd qtr.	21
vs. Alabama State, 11/5/19, 3rd qtr.	21
vs. Mississippi State, 3/3/19, 4th qtr.	21
at Tennessee, 2/24/19, 1st qtr.	21
at UConn, 2/11/19, 1st qtr.	21
at Arkansas, 2/3/19, 4th qtr.	21
16 other times	21

Highest Percentage	FGM-A	Pct
1. vs. Kentucky, 3/5/16, 4th qtr.	11-13	.846
2. at Kentucky, 1/21/18, 3rd qtr.	9-11	.818
3. vs. Belmont, 3/22/19, 3rd qtr.	13-16	.813
vs. Quinnipiac, 3/25/17, 3rd qtr.	13-16	.813
5. vs. Hampton, 12/16/15, 3rd qtr.	8-10	.800

Lowest Percentage	FGM-A	Pct
1. vs. Georgia, 1/12/17, 2nd qtr.	1-12	.083
2. vs. UCLA, 12/18/16, 1st qtr.	2-15	.133
3. vs. Stanford, 3/31/17, 2nd qtr.	2-14	.143
4. vs. Indiana, 11/28/19, 4th qtr.	2-13	.154
vs. App State, 12/5/18, 4th qtr.	2-13	.154

Lowest Percentage Allowed	FGM-A	Pct
1. vs. Purdue, 12/15/19, 4th qtr.	0-8	.000
2. vs. App State, 11/17/19, 1st qtr.	1-18	.056
vs. CofC, 12/5/17, 2nd qtr.	1-18	.056
vs. St. John's, 11/25/17, 1st qtr.	1-17	.059
4. vs. Vanderbilt, 2/16/17, 4th qtr.	1-16	.063
5. vs. UNC Asheville, 3/17/17, 3rd qtr.	1-15	.067

Highest Percentage Allowed	FGM-A	Pct
1. vs. Drake, 11/24/18, 2nd qtr.	11-13	.846
2. at LSU, 1/15/17, 2nd qtr.	9-12	.750
3. vs. Tennessee, 1/14/18, 2nd qtr.	8-11	.727
vs. Quinnipiac, 3/25/17, 2nd qtr.	8-11	.727
5. vs. Connecticut, 3/26/18, 2nd qtr.	10-14	.714
at Missouri, 1/7/18, 4th qtr.	5-7	.714

## Rebounding

Total	Rebs
1. at Ohio State, 11/14/16, 1st qtr.	20
2. vs. Purdue, 12/15/19, 4th qtr.	19
vs. CofC, 12/5/17, 1st qtr.	19
4. vs. Purdue, 12/15/19, 2nd qtr.	18
vs. Arkansas, 1/25/18, 1st qtr.	18
vs. Western Carolina, 11/30/17, 2nd qtr.	18
vs. Clemson, 12/15/16, 2nd qtr.	18
vs. Kansas State, 3/20/16, 3rd qtr.	18
at Alabama, 2/22/16, 4th qtr.	18

Margin	Rebs	Margin
1. at Alabama, 2/22/16, 4th qtr.	18-3	+15
2. vs. Arkansas, 1/25/18, 1st qtr.	18-4	+14
vs. Clemson, 12/15/16, 2nd qtr.	18-4	+14
3. vs. Purdue, 12/15/19, 2nd qtr.	18-5	+13
vs. CofC, 12/5/17, 1st qtr.	19-6	+13
vs. Saint Peter's, 11/22/16, 1st qtr.	16-3	+13
vs. Hampton, 12/16/15, 4th qtr.	15-2	+13

## INDIVIDUAL

## Scoring

Most	Points
1. Kaela Davis at Auburn, 1/5/17, 1st qtr.	19
2. A'ja Wilson vs. Notre Dame, 11/26/17, 4th qtr.	18
3. Alexis Jennings at Florida, 2/17/19, 3rd qtr.	17
4. Kaela Davis vs. Quinnipiac, 3/25/17, 3rd qtr.	15
Tina Roy vs. Arkansas, 1/3/16, 3rd qtr.	15

## Rebounding

Most	Rebs
1. Alaina Coates at Arkansas, 2/5/17, 1st qtr.	9
Alaina Coates at Georgia, 1/26/17, 2nd qtr.	9
3. A'ja Wilson vs. Stanford, 3/31/17, 3rd qtr.	8
A'ja Wilson vs. Mississippi State, 3/5/17, 4th qtr.	8
Alaina Coates vs. Georgia, 1/12/17, 1st qtr.	8
A'ja Wilson at Florida, 1/8/17, 2nd qtr.	8
A'ja Wilson vs. UCLA, 12/18/16, 4th qtr.	8
Alaina Coates vs. Louisville, 11/27/16, 3rd qtr.	8
Alaina Coates vs. Hampton, 11/20/16, 3rd qtr.	8
Alaina Coates vs. Ole Miss, 1/28/16, 2nd qtr.	8



# Colonial Life Arena

## Notables

- 5-Time National Attendance Leader (2015-present)
- NCAA Tournament Host in 2015, 2016, 2017, 2018
- 71 consecutive regular-season games with at least 10,000 fans (Jan. 2, 2015) – overall streak, including postseason games, is 35 (Nov. 10, 2017)
- 4 official sellouts (18,000) since 2015-16 season
- 2 undefeated seasons at home
- Longest home win streak – 45 games (2/24/13-2/4/16)

## Top 10 Attendance

18,000	Mississippi State, 3/3/19
18,000	UConn, 2/1/18
18,000	Kentucky, 2/26/17
18,000	UConn, 2/8/16
17,712	Clemson, 11/22/02*
17,156	Kentucky, 1/11/15
16,815	Ohio State, 11/13/15
16,465	Auburn, 1/2/15
16,429	Duke, 12/6/15
16,186	Georgia, 2/18/16

\* Inaugural Night of Colonial Life Arena

## Year-by-Year Record

Year	Record	Pct.	Att. Avg.
2002-03	14-2	.875	3,244
2003-04	5-6	.455	1,828
2004-05	8-9	.471	1,764
2005-06	12-5	.706	1,455
2006-07	15-5	.750	1,845
2007-08	12-6	.667	1,802
2008-09	6-9	.400	2,793
2009-10	7-5	.583	3,442
2010-11	14-5	.737	2,996
2011-12	12-3	.800	3,139
2012-13	12-3	.800	4,082
2013-14	16-0	1.000	6,371
2014-15	16-0	1.000	12,293
2015-16	16-1	.941	14,364
2016-17	15-1	.938	12,277
2017-18	15-2	.882	13,239
2018-19	11-4	.733	11,539
2019-20	4-0	1.000	10,611
<b>Total</b>	<b>210-66</b>	<b>.761</b>	<b>6,060</b>
<i>Staley Era</i>	<i>144-33</i>	<i>.814</i>	<i>8,096</i>

In women’s basketball, Colonial Life Arena has become one of the most feared places to play as enormous crowds fill the building with passion for the Gamecocks.

The state of South Carolina has rallied around head coach Dawn Staley’s program in unprecedented numbers as the Gamecocks have led the nation in average attendance in each of the last five seasons. The Gamecocks were one of a few programs to finish the season averaging over 10,000 fans and boast four sellouts (18,000) in the last four seasons.

Colonial Life Arena is more than just the home of South Carolina men’s and women’s basketball, though. It is also a thriving entertainment venue that the city of Columbia and its surrounding metropolitan area are able to enjoy throughout the year.

Colonial Life Arena is the largest arena in the state of South Carolina with 18,000 seats, and the 10th-largest on-campus basketball facility in the nation. Located on the beautiful University of South Carolina campus, this one-of-a-kind facility features 41 suites, four entertainment suites, and the Frank McGuire Club, a full-service hospitality room that has a capacity of 300. The state-of-the-art facility also features plush seating, a technologically advanced sound system and a one-of-a-kind selection of unique concession foods that will delight fans of all ages.

In Summer 2017, a 12-display centerhung video board and ribbon boards were added to the arena bowl at a cost of \$4.2 million. The centerhung board features four convex-curved main displays that measure approximately 12’ x 20’ and can show any combination of live video, instant replays, statistics and game information, graphics and animations, and sponsorship messages.

The Arena has hosted numerous sold out shows, including Barnum and Bailey Circus, Paul McCartney, country superstars Kenny Chesney and Taylor Swift, WWE Wrestling, Kanye West and numerous other acts.

The largest building ever constructed at the University of South Carolina at 342,000 square feet, the Arena has an intimate double-deck design that puts every seat close to the action. The cantilever of the upper deck over the lower deck extends further than any other arena of its size with great sight lines.

Two spacious locker rooms for Gamecock men’s and women’s basketball include team meeting rooms, recruiting rooms, coaches locker rooms and an athletic training room.

*“It is a beautiful thing to see unfold because a lot of people really didn’t think it could get done. I tip my hat to Gamecock Nation for making this a wonderful place and creating a home court advantage that allows us to win close basketball games.”*

– South Carolina Head Coach Dawn Staley



# Dawn Staley

**Head Coach**  
**12th Season at South Carolina**  
**Virginia, 1992**



Catapulting South Carolina into the national spotlight, Dawn Staley has made the Gamecocks a mainstay in the battle for SEC and national championships. In 2017-18, she capped her first decade in Garnet and Black by leading her team to its fourth-straight SEC Tournament title, the first four-peat champion in league history, and celebrating the program's first National Player of the Year and No. 1 WNBA Draft pick in A'ja Wilson. The Gamecocks went on to sign the first No. 1 recruiting class in program history, landing four of the nation's top 11 prospects in the Class of 2019.

Staley's first 11 seasons at the helm of the Gamecocks include:

- 2017 NCAA National Championship
- 138 consecutive weeks ranked in the AP Top 25, including 67 weeks in the top five
- Seven 25-win seasons, including three 30-win campaigns led by a school-record 34 victories in 2014-15
- Four SEC regular-season championships (2014, 2015, 2016, 2017)
- Four SEC Tournament titles (2015, 2016, 2017, 2018)
- Two top-two recruiting classes (#1 in 2019, #2 in 2014)
- Five NCAA Attendance titles, averaging over 10,000 fans each season (2015, 2016, 2017, 2018, 2019)

While her coaching career is in full bloom, Staley is still recognized for her body of work as a one of the most decorated participants in United States women's basketball history. The Naismith Memorial Basketball Hall of Fame solidified that legacy with her enshrinement as part of the Class of 2013. The Phoenix Club of Philadelphia established the Dawn Staley Award recognizing the nation's top guard in women's Division I basketball in 2013 as well. Staley was inducted into the Women's Basketball Hall of Fame as part of the Class of 2012 and was one of the final nominees for induction to the U.S. Olympic Hall of Fame the same year. In the summer of 2011, the WNBA recognized her as one of the league's "Top 15," honoring the most influential players in the league's history.

At the helm of the Gamecocks over the last 11 seasons, Staley has been named National Coach of the Year (2014, Basketball Times), a Naismith National Coach of the Year Finalist (2014, 2015, 2016), SEC Coach of the Year (2014, Coaches and AP; 2015, Coaches; 2016, Coaches and AP) and BCA Female Coach of the Year (2012). She became the fastest coach to 200 wins in program history, needing just 277 games at South Carolina to reach the plateau.

Under Staley's leadership, five Gamecocks have collected 10 All-America selections, two have picked up five SEC Player of the Year honors, two have earned SEC Defensive Player of the Year recognition a total of three times, one has been the SEC 6th Player of the Year and five were named SEC Freshman of the Year. She has coached 15 Gamecocks to All-SEC honors a combined 29 times, including 12 first-team selections, and six Gamecocks have been selected in the WNBA Draft, including 2018 No. 1 pick A'ja Wilson who went on to earn WNBA Rookie of the Year honors a year after Allisha Gray became the first Gamecock to capture the honor in 2017. Two other Gamecocks have also earned WNBA All-Rookie honors.

On Staley's watch, the Gamecocks are enjoying the most sustained success in program history. After posting back-to-back 25-win seasons in 2011-12 and 2012-13 for the first time in more than 30 years, the 2014-15 team broke the school record with 34 wins. South Carolina won more SEC games than the season before in each of her first seven seasons, culminating in the 2015-16 team recording just the second 16-0 conference record in league history. Staley's 122 SEC wins account for 65.6 percent of the program's total 186 wins over its 27 seasons in the league. She has delivered the only SEC championships in program history, and she has helped the Gamecocks to eight of the program's nine top-four finishes in the SEC.

## YEAR-BY-YEAR COACHING RECORD

Year	School	Record	Conf. Rec.	Conf. Finish	Postseason
2000-01	Temple	19-11	11-5	2nd East	WNIT
2001-02	Temple	20-11	12-4	2nd East	A-10 Tourn. Champ./NCAA 1st Round
2002-03	Temple	14-15	9-7	2nd East	
2003-04	Temple	21-10	14-2	1st East	A-10 Tourn. Champ./NCAA 1st Round
2004-05	Temple	28-4	16-0	1st East*	A-10 Tourn. Champ./NCAA 2nd Round
2005-06	Temple	24-8	12-4	3rd	A-10 Tourn. Champ./NCAA 1st Round
2006-07	Temple	25-8	13-1	2nd	NCAA 2nd Round
2007-08	Temple	21-13	12-2	T-1st	NCAA 1st Round
2008-09	South Carolina	10-18	2-12	11th	
2009-10	South Carolina	14-15	7-9	T-7th	
2010-11	South Carolina	18-15	8-8	T-5th	WNIT 2nd Round
2011-12	South Carolina	25-10	10-6	T-4th	NCAA Sweet 16
2012-13	South Carolina	25-8	11-5	T-4th	NCAA 2nd Round
2013-14	South Carolina	29-5	14-2	1st	NCAA Sweet 16
2014-15	South Carolina	34-3	15-1	T-1st	SEC Tourn. Champ./NCAA Final Four
2015-16	South Carolina	33-2	16-0	1st	SEC Tourn. Champ./NCAA Sweet 16
2016-17	South Carolina	33-4	14-2	1st	SEC Tourn. Champ./NCAA Champ.
2017-18	South Carolina	29-7	12-4	T-2nd	SEC Tourn. Champ./NCAA Elite Eight
2018-19	South Carolina	23-10	13-3	2nd	NCAA Sweet 16
2019-20	South Carolina	10-1			
<b>Career</b>	<b>20th season</b>	<b>455-178</b>	<b>221-77</b>		
<b>At SC</b>	<b>12th season</b>	<b>283-98</b>	<b>122-52</b>		

## QUICK FACTS

### Coaching Highlights

#### College

- 14 NCAA Tournament Appearances (8 at South Carolina)
- NCAA National Champion (2017)
- 14 20-Win Seasons (8 at South Carolina)
- 5 Regular-Season Conference Titles (SEC 2014, 2015, 2016, 2017; A-10 2008)
- 8 Conference Tournament Titles (SEC 2015, 2016, 2017, 2018; A-10 2002, 2004, 2005, 2006)
- 3-time Naismith National Coach of the Year Finalist (2014, 2015, 2016)
- Basketball Times National Coach of the Year (2014)
- 4-time WBCA Region Coach of the Year (Region 3 2014, 2015, 2016; Region 1 2005)
- Five-time Conference Coach of the Year (SEC 2014, 2015, 2016; A-10 2004, 2005)

#### USA Basketball

- Senior National Team Head Coach (2017-20) – FIBA AmeriCup gold medal (2019), FIBA World Cup gold medal (2018), National Coach of the Year (2018)
- Senior National Team Asst. Coach (2006-08, 2014-16) – Rio Olympics gold medal (2016), FIBA World Championship gold medal (2014), Beijing Olympics gold medal (2008), FIBA Americas Championship gold medal (2007), FIBA World Championship bronze medal (2006)
- U19 National Team Head Coach – FIBA U19 World Championship gold medal (2015), co-National Coach of the Year (2015)
- U18 National Team Head Coach – FIBA U18 Americas Championship gold medal (2014)
- Pan Am Games Head Coach – Gold medal (2007)

### Playing Highlights

#### U.S. Professional – 11 seasons

- Five-time WNBA All-Star (2001, 2002, 2003, 2005, 2006)
- Two-time ABL All-Star (1997, 1998)
- WNBA All-Decade Team

#### USA Basketball

- Olympic gold medalist (1996, 2000, 2004)
- Flag bearer for U.S. in Olympic Games Opening Ceremony (2004)
- Two-time USA Basketball Female Athlete of the Year (1994, 2004)

#### College – Virginia (1989-92)

- Kodak All-America (1990, 1991, 1992)
- Honda-Broderick Cup Award for Collegiate Female Athlete of the Year (1991)
- Two-time ACC Player of the Year (1991, 1992)
- NCAA Tournament MOP (1991)

### Other Notables

- Naismith Memorial Basketball Hall of Fame, Class of 2013
- Order of the Palmetto Recipient (2013)
- Women's Basketball Hall of Fame, Class of 2012





# LAETICIA AMIHERE

6-4 • R-Fr. • Forward • Mississauga, Ontario

15

## Career Stats at South Carolina

Season	gp-gs	min/avg	fg-fga	pct	3fg-fga	pct	ft-fta	pct	off	def	tot	avg	pf	fo	ast	to	blk	stl	pts	avg
2019-20	10-0	138/13.8	11-31	.355	1-4	.250	12-28	.429	12	32	44	4.4	22	0	6	17	10	6	35	3.5
TOTAL	10-0	138/13.8	11-31	.355	1-4	.250	12-28	.429	12	32	44	4.4	22	0	6	17	10	6	35	3.5

## High School Notables

- Ranked the No. 10 overall recruit and the No. 2 forward in the 2019 class
- Saw her high school career shortened by season-ending injuries in her junior and senior seasons, the latter of which allowed her to graduate early and enroll at South Carolina in January 2019
- Earned honorable mention All-America honors from the WBCA (2019) and was selected for the 2019 Biosteel All-Canadian Basketball Game
- Has won two medals in two international competitions with Team Canada – bronze at the 2017 FIBA U19 World Cup (All-Tournament Team) and gold at the 2015 FIBA U16 Americas Cup
- Played five exhibition games with the Canada Senior Women's National Team in 2017
- Became first Canadian woman to dunk in a game when she threw one down at the age of 15

## Season Highlights

- Has been rediscovering her feel for the game and explosiveness after overcoming a Fall 2018 injury
- Tied for 13th in the SEC in blocked shots per game (1.0)
- Snagged four of her career-high nine rebounds in the fourth quarter against Purdue (Dec. 15)
- Grabbed a pair of key rebounds and hit three straight free throws to end a 10-0 run that got Temple (Dec. 7) within two points early in the third quarter
- Scored six of her career-high 10 points in the first half against USC Upstate (Nov. 21), beginning with her first 3 of the season
- Missed the Appalachian State (Nov. 17) game to be with Team Canada for the FIBA Women's Olympic Pre-Qualifying Americas Tournament in Edmonton
- Was aggressive on the glass in college debut against Alabama State (Nov. 5)

## Awards

### High School

WBCA All-America, Honorable Mention (2019)

### Team Canada

2019 National Team  
 2017 FIBA U19 World Cup, bronze medal  
 2017 FIBA U19 World Cup, All-Tournament Team  
 2016 FIBA U17 FIBA World Cup  
 2015 FIBA U16 Americas Cup, gold medal

## Miscellaneous

	Season	Career	Record
10+ Points	1	1	1-0
Team-High Rebs.	1	1	1-0

## Career Highs

**Pts** ..... 10 vs. USC Upstate, 11/21/19  
**FG** ..... 4 vs. USC Upstate, 11/21/19  
**FGA** ..... 7 vs. USC Upstate, 11/21/19  
**FT** ..... 3 at Temple, 12/7/19  
**FTA** ..... 6 vs. Washington St., 11/29/19  
**Reb** ..... 9 vs. Purdue, 12/15/19  
**Off Reb** ..... 3 at Temple, 12/7/19  
**Blk** ..... 2, 3x, last at Temple, 12/7/19  
**Stl** ..... 3 vs. Purdue, 12/15/19  
**Asst** ..... 1, 4x, last vs. Purdue, 12/15/19

## GAME-BY-GAME

Opponent	Date	gs	min	Total		3-Pointers		Free throws		Rebounds				pf	a	t/o	blk	stl	pts	avg
				fg-fga	pct	3fg-fga	pct	ft-fta	pct	off	def	tot	avg							
ALABAMA STATE	11/05/19	14	2-3	.667	0-0	.000	2-4	.500	2	4	6	6.0	2	1	4	2	0	6	6.0	
at #4/5 Maryland	11/10/19	6	0-0	.000	0-0	.000	1-2	.500	0	1	1	3.5	0	0	1	0	1	1	3.5	
at Dayton	11/13/19	15	1-3	.333	0-0	.000	0-0	.000	2	1	3	3.3	4	3	3	0	0	2	3.0	
USC UPSTATE	11/21/19	20	4-7	.571	1-1	1.000	1-2	.500	2	4	6	4.0	3	1	1	1	0	10	4.8	
at Clemson	11/24/19	14	0-3	.000	0-1	.000	1-2	.500	0	6	6	4.4	3	0	2	2	1	1	4.0	
vs #17/23 Indiana	11/28/19	17	2-4	.500	0-0	.000	1-4	.250	0	4	4	4.3	1	0	1	1	1	5	4.2	
vs Washington State	11/29/19	15	0-3	.000	0-0	.000	1-6	.167	1	3	4	4.3	4	0	2	0	0	1	3.7	
vs #2/2 Baylor	11/30/19	8	1-2	.500	0-1	.000	1-2	.500	1	0	1	3.9	1	0	0	0	0	3	3.6	
at Temple	12/07/19	11	1-3	.333	0-1	.000	3-4	.750	3	1	4	3.9	3	0	1	2	0	5	3.8	
PURDUJE	12/15/19	18	0-3	.000	0-0	.000	1-2	.500	1	8	9	4.4	1	1	2	2	3	1	3.5	
Totals		0	138	11-31	.355	1-4	250	12-28	429	12	32	44	4.4	22	6	17	10	6	35	3.5

Games played: 10  
 Minutes/game: 13.8  
 Points/game: 3.5  
 FG Pct: 35.5  
 3FG Pct: 25.0  
 FT Pct: 42.9

Rebounds/game: 4.4  
 Assists/game: 0.6  
 Turnovers/game: 1.7  
 Assist/turnover ratio: 0.4  
 Steals/game: 0.6  
 Blocks/game: 1.0



# BREA BEAL

6-1 • Fr. • Guard • Rock Island, Ill.

# 12

## Career Stats at South Carolina

Season	gp-gs	min/avg	fg-fga	pct	3fg-fga	pct	ft-fta	pct	off	def	tot	avg	pf	fo	ast	to	blk	stl	pts	avg
2019-20	11-11	241/21.9	23-61	.377	6-21	.286	21-35	.600	13	53	66	6.0	14	0	17	20	6	7	73	6.6
TOTAL	11-11	241/21.9	23-61	.377	6-21	.286	21-35	.600	13	53	66	6.0	14	0	17	20	6	7	73	6.6

## High School Notables

- Ranked No. 11 recruit in the Class of 2019 and the No. 3 wing player in the class
- Earned consensus All-America selection after her senior season (2018-19), during which she averaged 26.0 points, 14.0 rebounds and 5.0 assists
- Named Illinois Ms. Basketball three times (2017, 2018, 2019), adding Illinois AP Class 4A Second-Team All-State honors as a freshman
- Also captured Illinois Player of the Year honors from Gatorade (2017, 2018, 2019) and USA Today (2019)
- Played in the McDonald's All-American Game and the Jordan Brand Classic (2019)
- Finished career is all-time leading scorer in Western Big 6 history
- Helped Rock Island to 30-2 record and sectional title as a senior (2018-19)

## Season Highlights

- Steady, solid player at a number of positions
- Tied for 11th in the SEC in defensive rebounding (4.8)
- Has led the team in rebounding twice – at #4/5 Maryland, at Dayton
- Caught fire in the third quarter at Clemson (Nov. 24), scoring eight of her career-high 11 points in the period
- Cracked double figures for the first time against App State (Nov. 17), scoring six of her 10 points in the fourth quarter
- With 10 rebounds at Dayton (Nov. 13), became first Gamecock freshman to post back-to-back double-digit rebound games since A'ja Wilson in 2014-15
- Grabbed seven of her team-high 10 rebounds at #4/5 Maryland (Nov. 10) in the third quarter to help stymie a Terrapin run
- Drew the start in her first career game against Alabama State (Nov. 5)

## Awards

### High School

- Naismith All-America Third Team (2019)
- WBCA All-America Third Team (2019)
- McDonald's All-America (2019)
- USA Today Illinois Player of the Year (2019)
- Gatorade Illinois Player of the Year (2017, 2018, 2019)
- Illinois Ms. Basketball (2017, 2018, 2019)

## Miscellaneous

	Season	Career	Record
<b>10+ Points</b>	3	3	3-0
<b>10+ Rebounds</b>	2	2	2-0
<b>Team-High Rebs.</b>	2	2	2-0
<b>Team-High Assts.</b>	2	2	2-0

## Career Highs

- Pts** ..... 11 at Clemson, 11/24/19
- FG** ..... 4, 2x, last vs. Indiana, 11/28/19
- FGA** ..... 10 vs. Indiana, 11/28/19
- 3FG** ..... 3 at Clemson, 11/24/19
- 3FGA** ..... 5 at Clemson, 11/24/19
- FT** ..... 8 at Maryland, 11/10/19
- FTA** ..... 12 at Maryland, 11/10/19
- Reb** ..... 10, 2x, last at Dayton, 11/13/19
- Blk** ..... 2 vs. Appalachian State, 11/17/19
- Stl** ..... 3 at Clemson, 11/24/19
- Asst** ..... 4, 2x last vs. Appalachian State, 11/17/19
- Min** ..... 32 vs. Indiana, 11/28/19

## GAME-BY-GAME

Opponent	Date	gs	min	Total		3-Pointers		Free throws		Rebounds				pf	a	t/o	blk	stl	pts	avg	
				fg-fga	pct	3fg-fga	pct	ft-fta	pct	off	def	tot	avg								
ALABAMA STATE	11/05/19	*	17	1-5	.200	1-2	.500	1-2	.500	1	4	5	5.0	3	3	0	0	0	4	4.0	
at #4/5 Maryland	11/10/19	*	26	0-6	.000	0-2	.000	8-12	.667	2	8	10	7.5	0	4	0	1	1	8	6.0	
at Dayton	11/13/19	*	22	0-4	.000	0-1	.000	1-4	.250	4	6	10	8.3	1	1	0	0	0	1	4.3	
APPALACHIAN STATE	11/17/19	*	20	3-6	.500	0-1	.000	4-4	1.000	1	8	9	8.5	3	4	4	2	0	10	5.8	
USC UPSTATE	11/21/19	*	15	3-4	.750	0-0	.000	0-0	.000	2	1	3	7.4	0	3	1	1	1	6	5.8	
at Clemson	11/24/19	*	24	4-7	.571	3-5	.600	0-0	.000	0	3	3	6.7	1	2	2	0	3	11	6.7	
vs #17/23 Indiana	11/28/19	*	32	4-10	.400	0-4	.000	1-5	.200	2	4	6	6.6	0	0	3	0	0	9	7.0	
vs Washington State	11/29/19	*	23	2-2	1.000	0-0	.000	0-0	.000	0	4	4	6.3	2	0	3	0	0	4	6.6	
vs #2/2 Baylor	11/30/19	*	26	2-4	.500	0-2	.000	1-2	.500	0	5	5	6.1	3	0	3	1	0	5	6.4	
at Temple	12/07/19	*	20	3-7	.429	2-3	.667	2-3	.667	1	6	7	6.2	0	0	3	0	0	10	6.8	
PURDUE	12/15/19	*	16	1-6	.167	0-1	.000	3-3	1.000	0	4	4	6.0	1	0	1	1	2	5	6.6	
Totals			11	241	23-61	.377	6-21	.286	21-35	.600	13	53	66	6.0	14	17	20	6	7	73	6.6

Games played: 11  
 Minutes/game: 21.9  
 Points/game: 6.6  
 FG Pct: 37.7  
 3FG Pct: 28.6  
 FT Pct: 60.0

Rebounds/game: 6.0  
 Assists/game: 1.5  
 Turnovers/game: 1.8  
 Assist/turnover ratio: 0.9  
 Steals/game: 0.6  
 Blocks/game: 0.5





# ALIYAH BOSTON

6-5 • Fr. • Forward • St. Thomas, U.S.V.I.

4

## Career Stats at South Carolina

Season	gp-gs	min/avg	fg-fga	pct	3fg-fga	pct	ft-fa	pct	off	def	tot	avg	pf	fo	ast	to	blk	stl	pts	avg
2019-20	11-11	249/22.6	63-97	.649	0-0	.000	21-29	.724	38	44	82	7.5	29	1	16	6	35	17	147	13.4
TOTAL	11-11	249/22.6	63-97	.649	0-0	.000	21-29	.724	38	44	82	7.5	29	1	16	6	35	17	147	13.4

## High School Notables

- Ranked No. 3 recruit in the Class of 2019 and the top post player in the class
- Earned consensus All-America selection after her senior season (2018-19), during which she averaged 17.3 points, 10.6 rebounds and 3.2 blocks
- Captured Massachusetts Player of the Year honors from Gatorade (2017, 2018, 2019) and USA Today (2019)
- Played in the McDonald's All-American Game and the Jordan Brand Classic (2019)
- Named NEPSAC Class A Player of the Year (2018, 2019) and a NEPSAC Class A All-Star in 2017
- Helped Worcester Academy to 24-1 record and second-straight New England Prep School Athletic Council (NEPSAC) Class A championship in 2018-19

## Season Highlights

- Physical forward who thrives on contact in the post
- 11th in the nation in blocked shots per game and 10th in field goal percentage, ranking first and third in the SEC those stats, respectively
- In SEC, ranks 16th in scoring, 10th in rebounding, 4th in double-doubles and 7th in offensive rebounds (3.5)
- Has led team in scoring four times – at #4/5 Maryland, USC Upstate, at Clemson, vs. #2 Baylor – and in rebounding six times – Alabama State, App State, USC Upstate, vs. Washington State, vs. #2 Baylor, at Temple
- National and SEC Freshman of the Week following Paradise Jam (Nov. 28-30)
- Notched 10 of her career-high 20 points and six of her career-high 13 rebounds in the fourth quarter against #2/2 Baylor (Nov. 30) to clinch Paradise Jam Reef Division MVP honors
- Hit all six field goal attempts against Appalachian State (Nov. 17), the fifth perfect-shooting game by a freshman in Gamecock history
- Set inside tone early at #4/5 Maryland (Nov. 10), scoring eight of the team's first 10 points and blocking five shots in the opening quarter
- Posted first triple-double by a freshman in program history and the first by any NCAA Div. I player in her career debut against Alabama State (Nov. 5), including a school-record tying 10 blocks

## Awards

- 2020 Lisa Leslie Award Watch List
- 2019-20 Ann Meyers Drysdale Award Watch List
- 3x SEC Freshman of the Week (Nov. 12, Nov. 25, Dec. 3)
- USBWA National Freshman of the Week (Dec. 3)
- Paradise Jam Reef Division MVP

## High School

- Naismith All-America Second Team (2019)
- WBCA All-America Second Team (2019)
- McDonald's All-America (2019)
- SLAM All-America (2019)
- USA Today Massachusetts Player of the Year (2019)
- Gatorade Massachusetts Player of the Year (2017, 2018, 2019)

## USA Basketball

- 2019 FIBA U19 World Cup, gold medal
- 2018 Youth Olympic Games 3x3, gold medal
- 2018 FIBA U17 World Cup, gold medal
- 2018 FIBA U17 World Cup, All-Star Five
- 2017 FIBA U16 Americas Cup, gold medal
- 2017 FIBA U16 Americas Cup, MVP

## In the Record Books

### Game

T-1st – Blocks in a game (10 vs. Alabama State, 11/5/19)

## Miscellaneous

	Season	Career	Record
Triple-Double	1	1	1-0
Double-Double	4	4	4-0
10+ Points	11	11	10-1
10+ Rebounds	4	4	4-0
5+ Blocks	2	2	2-0
Tm-High Points	4	4	4-0
Tm-High Rebs.	6	6	6-0

## Career Highs

- Pts ..... 20 vs. Baylor, 11/30/19
- FG ..... 9 vs. Baylor, 11/30/19
- FGA ..... 14 at Temple, 12/7/19
- FT ..... 6 vs. Alabama State, 11/5/19
- FTA ..... 8 vs. Alabama State, 11/5/19
- Reb ..... 13 vs. Baylor, 11/30/19
- Off Reb ..... 7 vs. Alabama State, 11/5/19
- Blk ..... 10 vs. Alabama State, 11/5/19\*
- Stl ..... 3, 2x, last at Clemson, 11/24/19
- Asst ..... 4 vs. Purdue, 12/15/19
- Min ..... 32, 2x, last vs. Baylor, 11/30/19

\* indicates school record

## GAME-BY-GAME

Opponent	Date	gs	min	Total		3-Pointers		Free throws		Rebounds				pf	a	t/o	blk	stl	pts	avg	
				fg-fga	pct	3fg-fga	pct	ft-fa	pct	off	def	tot	avg								
ALABAMA STATE	11/05/19	*	21	3-8	.375	0-0	.000	6-8	.750	7	5	12	12.0	2	1	0	10	3	12	12.0	
at #4/5 Maryland	11/10/19	*	32	6-10	.600	0-0	.000	2-2	1.000	2	5	7	9.5	3	1	0	5	0	14	13.0	
at Dayton	11/13/19	*	16	5-6	.833	0-0	.000	1-2	.500	0	2	2	7.0	2	0	0	1	1	11	12.3	
APPALACHIAN STATE	11/17/19	*	23	6-6	1.000	0-0	.000	2-4	.500	5	5	10	7.8	3	3	1	4	2	14	12.8	
USC UPSTATE	11/21/19	*	17	8-9	.889	0-0	.000	2-2	1.000	5	5	10	8.2	0	2	0	3	2	18	13.8	
at Clemson	11/24/19	*	19	5-7	.714	0-0	.000	3-5	.600	1	3	4	7.5	2	1	0	1	3	13	13.7	
vs #17/23 Indiana	11/28/19	*	14	5-6	.833	0-0	.000	0-0	.000	2	0	2	6.7	5	0	2	1	0	10	13.1	
vs Washington State	11/29/19	*	21	7-10	.700	0-0	.000	1-2	.500	5	3	8	6.9	4	2	1	1	2	15	13.4	
vs #2/2 Baylor	11/30/19	*	32	9-12	.750	0-0	.000	2-2	1.000	4	9	13	7.6	3	0	0	2	0	20	14.1	
at Temple	12/07/19	*	29	4-14	.286	0-0	.000	2-2	1.000	6	2	8	7.6	2	2	0	3	2	10	13.7	
PURDUE	12/15/19	*	25	5-9	.556	0-0	.000	0-0	.000	1	5	6	7.5	3	4	2	4	2	10	13.4	
Totals			11	249	63-97	.649	0-0	.000	21-29	.724	38	44	82	7.5	29	16	6	35	17	147	13.4

Games played: 11  
 Minutes/game: 22.6  
 Points/game: 13.4  
 FG Pct: 64.9  
 FT Pct: 72.4

Rebounds/game: 7.5  
 Assists/game: 1.5  
 Turnovers/game: 0.5  
 Assist/turnover ratio: 2.7  
 Steals/game: 1.5  
 Blocks/game: 3.2



# ZIA COOKE

5-9 • Fr. • Guard • Toledo, Ohio

1

## Career Stats at South Carolina

Season	gp-gs	min/avg	fg-fga	pct	3fg-fga	pct	ft-fa	pct	off	def	tot	avg	pf	fo	ast	to	blk	stl	pts	avg
2019-20	11-11	276/25.1	40-118	.339	11-32	.344	19-23	.826	14	19	33	3.0	22	0	26	20	4	14	110	10.0
TOTAL	11-11	276/25.1	40-118	.339	11-32	.344	19-23	.826	14	19	33	3.0	22	0	26	20	4	14	110	10.0

## High School Notables

- Ranked No. 4 recruit in the Class of 2019 and the top point guard in the class
- Earned consensus All-America selection after her senior season (2018-19)
- Played in the McDonald's All-American Game and the Jordan Brand Classic (2019)
- Helped Rogers to a pair of Ohio Division II State Championships (2018, 2019)
- Captured multiple player of the year honors from Ohio Prep Sportswriters Association (OPSWA) Division II (2019), Toledo Blade (2018, 2019), Toledo City League (2017, 2018)
- Named to at least one all-state team in each of her last three seasons at Rogers

## Season Highlights

- Dynamic, athletic guard with the ability to score in a variety of ways
- Has led the team in scoring twice – Alabama State, Dayton
- Scored eight of her 14 points against Purdue (Dec. 15) in the third quarter, including four points in seven seconds to stop a 7-2 Boilermaker run
- Had best outside shooting night by a Gamecock freshman since 2011 with five 3s at Dayton (Nov. 13), finishing with 27 points for the most by a Gamecock freshman since 2009
- Added six of her 10 points at #4/5 Maryland (Nov. 10) in the second quarter to stretch lead into double figures at halftime
- Netted double-figures in her career debut against Alabama State (Nov. 5), tying for team-high honors with 13 points

## Awards

- Naismith HS Player of the Year Finalist (2019)
- Naismith HS All-America First Team (2019)
- WBCA HS All-America First Team (2019)
- McDonald's HS All-America (2019)
- SLAM HS All-America (2019)
- USA Today All-USA Third Team (2019)
- OPSWA Division II Ohio Player of the Year (2019)

## USA Basketball

- 2018 FIBA U17 World Cup, gold medal
- 2017 FIBA U16 Americas Cup, gold medal

## Miscellaneous

	Season	Career	Record
<b>20+ Points</b>	1	1	1-0
<b>10+ Points</b>	5	5	5-0
<b>Tm-High Points</b>	2	2	2-0
<b>Tm-High Assists</b>	1	1	1-0

## Career Highs

<b>Pts</b> .....	27 at Dayton, 11/13/19
<b>FG</b> .....	9 at Dayton, 11/13/19
<b>FGA</b> .....	19 vs. Indiana, 11/28/19
<b>3FG</b> .....	5 at Dayton, 11/13/19
<b>3FGA</b> .....	6 at Dayton, 11/13/19
<b>FT</b> .....	6 at Maryland, 11/10/19
<b>FTA</b> .....	6, 2x, last at Dayton, 11/13/19
<b>Reb</b> .....	7 at Dayton, 11/13/19
<b>Blk</b> .....	1, 4x, last at Temple, 12/7/19
<b>Stl</b> .....	4 vs. USC Upstate, 11/21/19
<b>Asst</b> .....	5 vs. USC Upstate, 11/21/19
<b>Min</b> .....	34 vs. Indiana, 11/28/19

## GAME-BY-GAME

Opponent	Date	gs	min	Total		3-Pointers		Free throws		Rebounds				pf	a	t/o	blk	stl	pts	avg	
				fg-fga	pct	3fg-fga	pct	ft-fa	pct	off	def	tot	avg								
ALABAMA STATE	11/05/19	*	24	5-14	.357	0-3	.000	3-3	1.000	2	1	3	3.0	0	2	0	1	2	13	13.0	
at #4/5 Maryland	11/10/19	*	23	2-9	.222	0-3	.000	6-6	1.000	1	3	4	3.5	4	1	4	0	0	10	11.5	
at Dayton	11/13/19	*	30	9-15	.600	5-6	.833	4-6	.667	5	2	7	4.7	2	1	5	0	1	27	16.7	
APPALACHIAN STATE	11/17/19	*	24	2-4	.500	2-3	.667	1-2	.500	0	2	2	4.0	3	3	1	1	2	7	14.3	
USC UPSTATE	11/21/19	*	25	3-12	.250	1-5	.200	1-2	.500	0	1	1	3.4	2	5	1	0	4	8	13.0	
at Clemson	11/24/19	*	24	4-11	.364	1-3	.333	1-1	1.000	0	1	1	3.0	2	3	3	0	1	10	12.5	
vs #17/23 Indiana	11/28/19	*	34	4-19	.211	1-5	.200	1-1	1.000	3	1	4	3.1	2	2	1	0	0	10	12.1	
vs Washington State	11/29/19	*	27	3-9	.333	0-0	.000	0-0	.000	0	3	3	3.1	1	3	0	0	1	6	11.4	
vs #2/2 Baylor	11/30/19	*	10	0-2	.000	0-0	.000	2-2	1.000	0	1	1	2.9	4	0	2	1	0	2	10.3	
at Temple	12/07/19	*	26	1-7	.143	1-2	.500	0-0	.000	0	2	2	2.8	1	3	2	1	1	3	9.6	
PURDUE	12/15/19	*	29	7-16	.438	0-2	.000	0-0	.000	3	2	5	3.0	1	3	1	0	2	14	10.0	
Totals			11	276	40-118	.339	11-32	.344	19-23	.826	14	19	33	3.0	22	26	20	4	14	110	10.0

Games played: 11  
 Minutes/game: 25.1  
 Points/game: 10.0  
 FG Pct: 33.9  
 3FG Pct: 34.4  
 FT Pct: 82.6

Rebounds/game: 3.0  
 Assists/game: 2.4  
 Turnovers/game: 1.8  
 Assist/turnover ratio: 1.3  
 Steals/game: 1.3  
 Blocks/game: 0.4



# LELE GRISSETT

6-2 • Jr. • Guard/Forward • Durham, N.C.

# 24

## Career Stats at South Carolina

Season	gp-gs	min/avg	fg-fga	pct	3fg-fga	pct	ft-fta	pct	off	def	tot	avg	pf	fo	ast	to	blk	stl	pts	avg
2017-18	36-3	477/13.3	56-119	.471	0-0	.000	39-70	.557	56	77	133	3.7	84	0	18	53	7	24	151	4.2
2018-19	31-2	368/11.9	41-73	.562	0-0	.000	24-44	.545	59	64	123	4.0	61	2	9	33	17	11	106	3.4
2019-20	11-0	186/16.9	20-39	.513	0-1	.000	8-17	.471	28	23	51	4.6	18	0	14	10	10	11	48	4.4
<b>TOTAL</b>	<b>78-5</b>	<b>1031/13.2</b>	<b>117-231</b>	<b>.506</b>	<b>0-1</b>	<b>.000</b>	<b>71-131</b>	<b>.542</b>	<b>143</b>	<b>164</b>	<b>307</b>	<b>3.9</b>	<b>163</b>	<b>2</b>	<b>41</b>	<b>96</b>	<b>34</b>	<b>46</b>	<b>305</b>	<b>3.9</b>

## Career Notables

- Played in all but two games during her first two seasons, always playing with energy and passion
- Posted her first career double-double in the 2018-19 regular-season meeting with then-#4/5 Baylor (Dec. 2)
- Started at Vanderbilt (Jan. 18, 2018) and turned in a career night, shooting 11-of-12 from the field for 22 points – the first Gamecock freshman 20-point outing in SEC play in three years (20 by A'ja Wilson vs. Vanderbilt, 2/15/15)

## Season Highlights

- Making the transition from forward to guard, per her request, and working hard at all aspects of the position
- Ranks 15th in the SEC in offensive rebounding (2.5)
- Thrived in up-tempo game against Purdue (Dec. 15), scoring in double figures for second time and career-high tying five offensive rebounds
- Dished out two of her career-high four assists during the game-opening 32-0 run against App State (Nov. 17)
- Tied her career high with five offensive rebounds against Alabama State (Nov. 5)

## Miscellaneous

	Season	Career	Record
<b>Double-Double</b>	0	1	0-1
<b>20+ Points</b>	0	1	1-0
<b>10+ Points</b>	2	7	5-2
<b>10+ Rebounds</b>	0	1	0-1
<b>Tm-High Rebs.</b>	0	9	6-3
<b>Team-High Assts.</b>	1	1	1-0

## Career Highs

<b>Pts</b>	22 at Vanderbilt, 1/18/18
<b>FG</b>	11 at Vanderbilt, 1/18/18
<b>FGA</b>	12 at Vanderbilt, 1/18/18
<b>FT</b>	4, 2x, last vs. Drake, 11/24/18
<b>FTA</b>	8 vs. College of Charleston, 12/5/17
<b>Reb</b>	10 vs. Baylor, 12/2/18
<b>Off Reb</b>	5, 5x, last vs. Purdue, 12/15/19
<b>Blk</b>	3 at Clemson, 11/24/19
<b>Stl</b>	4 vs. Alabama State, 11/10/17
<b>Asst</b>	4 vs. Appalachian State, 11/17/19
<b>Min</b>	29 vs. Tennessee, 1/14/18

## GAME-BY-GAME

Opponent	Date	gs	min	Total		3-Pointers		Free throws		Rebounds				pf	a	t/o	blk	stl	pts	avg
				fg-fga	pct	3fg-fga	pct	ft-fta	pct	off	def	tot	avg							
ALABAMA STATE	11/05/19	22	5-6	.833	0-0	.000	0-2	.000	5	2	7	7.0	3	1	0	1	2	10	10.0	
at #4/5 Maryland	11/10/19	12	1-1	1.000	0-0	.000	1-2	.500	4	0	4	5.5	3	0	1	0	0	3	6.5	
at Dayton	11/13/19	21	1-3	.333	0-0	.000	0-0	.000	2	5	7	6.0	1	2	3	2	0	2	5.0	
APPALACHIAN STATE	11/17/19	22	1-6	.167	0-0	.000	1-2	.500	2	3	5	5.8	3	4	1	0	1	3	4.5	
USC UPSTATE	11/21/19	19	2-3	.667	0-1	.000	3-3	1.000	2	1	3	5.2	1	2	0	1	2	7	5.0	
at Clemson	11/24/19	17	3-6	.500	0-0	.000	0-1	.000	2	3	5	5.2	1	1	2	3	2	6	5.2	
vs #17/23 Indiana	11/28/19	6	0-0	.000	0-0	.000	1-2	.500	2	0	2	4.7	1	0	0	0	0	1	4.6	
vs Washington State	11/29/19	17	2-5	.400	0-0	.000	0-0	.000	2	3	5	4.8	1	0	0	1	2	4	4.5	
vs #2/2 Baylor	11/30/19	15	0-0	.000	0-0	.000	1-2	.500	1	1	2	4.4	2	1	1	0	0	1	4.1	
at Temple	12/07/19	16	0-1	.000	0-0	.000	0-0	.000	1	2	3	4.3	1	2	1	0	1	0	3.7	
PURDUE	12/15/19	19	5-8	.625	0-0	.000	1-3	.333	5	3	8	4.6	1	1	1	2	1	11	4.4	
<b>Totals</b>		<b>0</b>	<b>186</b>	<b>20-39</b>	<b>.513</b>	<b>0-1</b>	<b>.000</b>	<b>8-17</b>	<b>.471</b>	<b>28</b>	<b>23</b>	<b>51</b>	<b>4.6</b>	<b>18</b>	<b>14</b>	<b>10</b>	<b>10</b>	<b>11</b>	<b>48</b>	<b>4.4</b>

Games played: 11  
 Minutes/game: 16.9  
 Points/game: 4.4  
 FG Pct: 51.3  
 3FG Pct: 0.0  
 FT Pct: 47.1

Rebounds/game: 4.6  
 Assists/game: 1.3  
 Turnovers/game: 0.9  
 Assist/turnover ratio: 1.4  
 Steals/game: 1.0  
 Blocks/game: 0.9



# TYASHA HARRIS

5-10 • Sr. • Guard • Noblesville, Ind.

# 52

## Career Stats at South Carolina

Season	gp-gs	min/avg	fg-fga	pct	3fg-fga	pct	ft-fa	pct	off	def	tot	avg	pf	fo	ast	to	blk	stl	pts	avg
2016-17	37-27	973/26.3	75-175	.429	26-78	.333	33-49	.673	5	70	75	2.0	57	0	117	59	7	37	209	5.6
2017-18	36-35	1208/33.6	133-318	.418	32-107	.299	76-102	.745	11	110	121	3.4	53	2	220	93	7	79	374	10.4
2018-19	33-32	1040/31.5	123-309	.398	39-127	.307	76-89	.854	14	102	116	3.5	67	1	176	55	10	55	361	10.9
2019-20	11-11	308/28.0	51-121	.421	12-34	.353	22-24	.917	5	35	40	3.6	16	1	56	23	1	22	136	12.4
<b>TOTAL</b>	<b>117-105</b>	<b>3529/30.2</b>	<b>382-923</b>	<b>.414</b>	<b>109-346</b>	<b>.315</b>	<b>207-264</b>	<b>.784</b>	<b>35</b>	<b>317</b>	<b>352</b>	<b>3.0</b>	<b>193</b>	<b>4</b>	<b>569</b>	<b>230</b>	<b>25</b>	<b>193</b>	<b>1080</b>	<b>9.2</b>

## Career Notables

- Took over starting point guard duties full-time in Jan. 2017 and guided Gamecocks to SEC and NCAA titles that season, adding the 2018 SEC Tournament title to her resume as well
- Holds six single-season school records, two career marks and is on pace to add another (current assist record is 615)
- One of four Gamecocks all-time with over 1,000 points and 500 assists in her career
- Is far and away the SEC's active leader in career assists and ranks eighth among active NCAA Div. I players
- In 2018-19, ranked third in the SEC and 30th in the nation in assists per game (5.3), eighth in nation in assist/turnover ratio (3.2)
- Ranked the No. 27 overall recruit and the No. 8 point guard in the 2016 Class

## Season Highlights

- Calming presence whenever she is on the floor with excellent vision and decision-making
- Sits in third in Gamecock history with 569 career assists, 26 out of second place
- Leads the SEC in assists (5.1), is third in assist-to-turnover ratio (2.4) and is tied for eighth in steals (2.0)
- Set the tone early against Purdue (Dec. 15) with eight points and four assists in the opening 10 minutes
- Scored 12 of her 21 points at Temple (Dec. 7) in the fourth quarter to boost the Gamecocks to victory
- Got offense on track vs. #2/2 Baylor (Nov. 30) with a 3 and a steal turned layup to end an 8-2 opening run and steadied the Gamecocks late with a pair of free throws after the Lady Bears pulled within two in the fourth quarter
- Hit a 3 to cap a 9-0 run to open the fourth quarter against Washington State (Nov. 29), putting the game away
- Used a steal and layup to join the 1,000-point club in the third quarter against USC Upstate (Nov. 21)
- Controlled tempo in fourth quarter at #4/5 Maryland (Nov. 10) and scored five points in the final 1:07 to seal win
- Opened the season with stat-stuffing performance against Alabama State (Nov. 5), including five of her 11 points in the third quarter as Gamecocks pulled away after halftime

## Awards

- 2020 Watch List – Naismith, Wade, Wooden, Drysdale, Lieberman
- 2020 Preseason All-SEC First Team
- 2x All-SEC Second Team (Coaches, AP) – 2018, 2019
- 2019 Nancy Lieberman Award Finalist
- 2019 Dawn Staley Award Midseason Watch List
- 2x WBCA All-America Hon. Mention – 2018, 2019
- 2018 SEC All-Tournament Team
- 2017 SEC All-Freshman Team
- 2016-17 SEC First-Year Academic Honor Roll

## USA Basketball

- 2019 Pan Am Games, silver medal
- 2018 U.S. National Team Training Camp (Sept.)
- 2017 FIBA U19 World Cup, silver medal
- 2016 FIBA U18 Americas Cup, gold medal

## In the Record Books

### Career

- 1st – Assists in an SEC career (263)
- 1st – Points/Assists double-doubles in a career (9)
- 3rd – Assists in a career (569)

### Season

- 1st – Assists in a season (220 in 2017-18)
- 1st – Minutes played in a season (1,208 in 2017-18)
- 1st – Games played in a season (37 in 2016-17)
- 1st – Points/Assists double-doubles (6 in 2017-18)
- 1st – Assists in an SEC season (104 in 2017-18)
- 1st – Assist average in an SEC season (6.5 in 2017-18)

### Game

- 1st – Assists in an SEC game (14 at Tennessee, 2/24/19)

## Miscellaneous

	Season	Career	Record
<b>Double-Double</b>	0	9	8-1
<b>20+ Points</b>	2	8	5-3
<b>10+ Points</b>	8	54	45-9
<b>5+ Assists</b>	6	61	54-7
<b>5+ Steals</b>	0	3	3-0
<b>Tm-High Points</b>	3	9	6-3
<b>Tm-High Rebs.</b>	0	2	2-0
<b>Tm-High Assts.</b>	10	83	68-15

## Career Highs

- Pts** ..... 28 vs. Tennessee, 1/14/18
- FG** ..... 9, 3x, last vs. Arkansas, 3/8/19
- FGA** ..... 21 vs. Tennessee, 1/14/18
- 3FG** ..... 4, 3x, last vs. USC Upstate, 11/21/19
- 3FGA** ..... 8, 3x, last at Mississippi State, 1/17/19
- FT** ..... 8, 2x, last at Auburn, 2/28/19
- FTA** ..... 10 vs. Tennessee, 1/14/18
- Reb** ..... 13 vs. Arkansas, 1/25/18
- Stl** ..... 6, 2x, last vs. Savannah State, 12/17/17
- Asst** ..... 14 at Tennessee, 2/24/19
- Min** ..... 46 at Purdue, 12/16/18

## GAME-BY-GAME

Opponent	Date	gs	min	Total		3-Pointers		Free throws		Rebounds				pf	a	t/o	blk	stl	pts	avg	
				fg-fga	pct	3fg-fga	pct	ft-fa	pct	off	def	tot	avg								
ALABAMA STATE	11/05/19	*	20	5-10	.500	0-1	.000	1-1	1.000	1	4	5	5.0	0	4	3	0	2	11	11.0	
at #4/5 Maryland	11/10/19	*	38	3-14	.214	1-1	1.000	6-6	1.000	0	6	6	5.5	0	4	3	0	0	13	12.0	
at Dayton	11/13/19	*	23	2-8	.250	0-1	.000	0-0	.000	1	3	4	5.0	3	7	2	0	1	4	9.3	
APPALACHIAN STATE	11/17/19	*	21	5-10	.500	1-3	.333	0-0	.000	0	1	1	4.0	0	4	0	0	0	11	9.8	
USC UPSTATE	11/21/19	*	23	6-9	.667	4-5	.800	2-2	1.000	0	7	7	4.6	2	6	3	0	2	18	11.4	
at Clemson	11/24/19	*	26	5-10	.500	0-3	.000	2-2	1.000	0	4	4	4.5	0	4	0	0	2	12	11.5	
vs #17/23 Indiana	11/28/19	*	30	2-6	.333	1-3	.333	0-0	.000	0	1	1	4.0	5	5	4	0	4	5	10.6	
vs Washington State	11/29/19	*	30	3-11	.273	1-3	.333	0-0	.000	0	3	3	3.9	2	3	1	0	3	7	10.1	
vs #2/2 Baylor	11/30/19	*	37	7-18	.389	2-7	.286	4-6	.667	1	3	4	3.9	0	7	5	0	2	20	11.2	
at Temple	12/07/19	*	36	7-17	.412	1-5	.200	6-6	1.000	2	1	3	3.8	2	7	0	0	4	21	12.2	
PURDUE	12/15/19	*	24	6-8	.750	1-2	.500	1-1	1.000	0	2	2	3.6	2	5	2	1	2	14	12.4	
<b>Totals</b>			<b>11</b>	<b>308</b>	<b>51-121</b>	<b>.421</b>	<b>12-34</b>	<b>.353</b>	<b>22-24</b>	<b>.917</b>	<b>5</b>	<b>35</b>	<b>40</b>	<b>3.6</b>	<b>16</b>	<b>56</b>	<b>23</b>	<b>1</b>	<b>22</b>	<b>136</b>	<b>12.4</b>

Games played: 11  
 Minutes/game: 28.0  
 Points/game: 12.4  
 FG Pct: 42.1  
 3FG Pct: 35.3  
 FT Pct: 91.7

Rebounds/game: 3.6  
 Assists/game: 5.1  
 Turnovers/game: 2.1  
 Assist/turnover ratio: 2.4  
 Steals/game: 2.0  
 Blocks/game: 0.1



# DESTANNI HENDERSON

5-7 • So. • Guard • Fort Myers, Fla.

3

## Career Stats at South Carolina

Season	gp-gs	min/avg	fg-fga	pct	3fg-fga	pct	ft-fta	pct	off	def	tot	avg	pf	fo	ast	to	blk	stl	pts	avg
2018-19	31-9	485/15.6	58-157	.369	29-78	.372	24-34	.706	14	35	49	1.6	30	0	40	40	2	16	169	5.5
2019-20	11-0	280/25.5	38-87	.437	15-35	.429	13-20	.650	7	30	37	3.4	10	0	27	25	2	22	104	9.5
TOTAL	42-9	765/18.2	96-244	.393	44-113	.389	37-54	.685	21	65	86	2.0	40	0	67	65	4	38	273	6.5

## Career Notables

- Hit her stride midway through SEC play as a freshman, earning four starts in the last nine games of the season
- Enjoyed a six-game stretch that included double-figure points five times, highlighted by 12 points on 4-of-8 3-point shooting against then-#16/17 Kentucky (Feb. 21, 2019)
- Rated No. 1 point guard and No. 9 overall recruit in Class of 2018
- Helped high school team to three state championships while amassing 1,649 career points

## Season Highlights

- Dynamic, slashing guard with solid outside shooting percentage
- Tied for eighth in the SEC in steals (2.0)
- Led the team with 15 points and had great defensive focus throughout the game against Purdue (Dec. 15)
- Scored five of her team-high 15 points in the fourth quarter against Purdue (Dec. 15) to help the Gamecocks seal the victory
- Notched four of her career-high five steals in the second quarter at Temple (Dec. 7) and hit a clutch 3 late in the third quarter after the Owls had closed within a point
- Drained a three to ignite a 10-0 Gamecock run to give Carolina a lead it would not relinquish against #2/2 Baylor (Nov. 30)
- Scored eight of her nine points during a 10-2 run midway through the first half against Washington St. (Nov. 29)
- Bookended her 15-point game against USC Upstate (Nov. 21) with a six-point first quarter and a six-point fourth quarter
- Best shooting of the season against Appalachian State (Nov. 17) to finish second on team with 16 points

## Awards

- 2019 SEC All-Freshman Team
- 2019 SEC First-Year Academic Honor Roll

## High School

- McDonald's All-America (2018)
- Florida Dairy Farmers Miss Basketball (2018)
- Florida Dairy Farmers Class 7A Player of the Year (2017, 2018)

## USA Basketball

- 2016 FIBA U17 World Cup, bronze medal

## Miscellaneous

	Season	Career	Record
10+ Points	5	13	12-1
5+ Assists	1	2	2-0
5+ Steals	1	1	1-0
Tm-High Points	1	4	3-1
Tm-High Assts.	2	3	3-0

## Career Highs

- Pts ..... 19 at Arkansas, 2/3/19
- FG ..... 7 at Arkansas, 2/3/19
- FGA ..... 12 at Temple, 12/7/19
- 3FG ..... 5 vs. USC Upstate, 11/21/19
- 3FGA ..... 7 at Alabama State, 11/11/18
- FT ..... 6 vs. Georgia, 2/14/19
- FTA ..... 7 vs. Georgia, 2/14/19
- Reb ..... 6, 2x, last vs. Purdue, 12/15/19
- Stl ..... 5 at Temple, 12/7/19
- Asst ..... 5, 2x, last vs. USC Upstate, 11/21/19
- Min ..... 32 vs. Baylor, 11/30/19

## GAME-BY-GAME

Opponent	Date	gs	min	Total		3-Pointers		Free throws		Rebounds				pf	a	t/o	blk	stl	pts	avg
				fg-fga	pct	3fg-fga	pct	ft-fta	pct	off	def	tot	avg							
ALABAMA STATE	11/05/19	30	3-7	.429	2-3	.667	0-0	.000	1	1	2	2.0	2	4	1	0	3	8	8.0	
at #4/5 Maryland	11/10/19	21	2-6	.333	0-1	.000	0-0	.000	1	4	5	3.5	1	0	2	0	1	4	6.0	
at Dayton	11/13/19	22	1-7	.143	0-1	.000	3-4	.750	0	4	4	3.7	1	3	3	0	1	5	5.7	
APPALACHIAN STATE	11/17/19	27	6-8	.750	2-3	.667	2-2	1.000	0	1	1	3.0	0	3	3	2	3	16	8.3	
USC UPSTATE	11/21/19	23	5-8	.625	5-6	.833	0-0	.000	1	4	5	3.4	0	5	3	0	3	15	9.6	
at Clemson	11/24/19	25	4-8	.500	2-6	.333	0-0	.000	0	2	2	3.2	3	4	2	0	1	10	9.7	
vs #17/23 Indiana	11/28/19	20	1-7	.143	0-5	.000	0-0	.000	1	1	2	3.0	1	3	1	0	1	2	8.6	
vs Washington State	11/29/19	25	3-7	.429	1-2	.500	2-4	.500	0	1	1	2.8	0	1	1	0	0	9	8.6	
vs #2/2 Baylor	11/30/19	32	3-6	.500	1-2	.500	1-2	.500	1	4	5	3.0	2	2	5	0	2	8	8.6	
at Temple	12/07/19	26	4-12	.333	2-5	.400	2-2	1.000	0	4	4	3.1	0	1	1	0	5	12	8.9	
PURDUE	12/15/19	29	6-11	.545	0-1	.000	3-6	.500	2	4	6	3.4	0	1	3	0	2	15	9.5	
Totals		0	280	38-87	.437	15-35	429	13-20	650	7	30	37	3.4	10	27	25	2	22	104	9.5

Games played: 11  
 Minutes/game: 25.5  
 Points/game: 9.5  
 FG Pct: 43.7  
 3FG Pct: 42.9  
 FT Pct: 65.0

Rebounds/game: 3.4  
 Assists/game: 2.5  
 Turnovers/game: 2.3  
 Assist/turnover ratio: 1.1  
 Steals/game: 2.0  
 Blocks/game: 0.2



**MIKIAH HERBERT HARRIGAN** 6-2 • Sr. • Forward • Pembroke Pines, Fla.

**21**

**Career Stats at South Carolina**

Season	gp-gs	min/avg	fg-fga	pct	3fg-fga	pct	ft-fa	pct	off	def	tot	avg	pf	fo	ast	to	blk	stl	pts	avg
2016-17	33-3	610/16.5	71-152	.467	1-4	.250	37-53	.698	40	81	121	3.3	55	2	19	44	39	14	180	4.9
2017-18	33-5	558/16.9	90-184	.489	2-11	.182	53-69	.768	31	90	121	3.7	66	1	20	40	42	12	235	7.1
2018-19	33-21	748/22.7	132-285	.463	11-26	.423	69-84	.821	44	123	167	5.1	71	3	16	43	71	20	344	10.4
2019-20	11-11	288/26.2	61-116	.526	5-13	.385	24-33	.727	20	48	68	6.2	21	0	17	19	22	6	151	13.7
<b>TOTAL</b>	<b>114-40</b>	<b>2204/19.3</b>	<b>354-737</b>	<b>.480</b>	<b>19-54</b>	<b>.352</b>	<b>183-239</b>	<b>.766</b>	<b>135</b>	<b>342</b>	<b>477</b>	<b>4.2</b>	<b>213</b>	<b>6</b>	<b>72</b>	<b>146</b>	<b>174</b>	<b>52</b>	<b>910</b>	<b>8.0</b>

**Career Notables**

- Has helped Gamecocks to 2017 NCAA National Championship and two SEC Tournament titles (2017, 2018)
- Among the SEC's top shot blockers over last two seasons and is second among active players in career blocks
- Became 13th Gamecock to reach 100 career blocks with a pair of swats at Purdue (Dec. 16) and moved into program's career top five in blocks against Florida State (Mar. 24, 2019)
- Ranked 35th in the nation in blocks per game in 2018-19 (2.1)
- Ranked the No. 12 forward in the 2016 class and the No. 74 player overall

**Season Highlights**

- Aggressive on both sides of the ball with quickness off the floor, smooth jumper with expanding range
- Tied for sixth in the SEC and 34th in the nation with 2.0 blocks per game
- In the SEC, ranks 13th in scoring and ninth in field goal percentage
- Fourth in program history with 174 career blocks, three away from third place
- Has led team in scoring five times – Alabama State, Appalachian State, at Clemson, vs. #17/23 Indiana, vs. Washington State
- Scored nine of her 15 points in the fourth quarter to power home late win at Temple (Dec. 7)
- Used back-to-back layups to launch a 13-2 run to close out the win over #2/2 Baylor (Nov. 30)
- Put the Washington State (Nov. 29) game out of reach with six quick points in the fourth quarter, finishing with nine of her team-high 20 points in the final period
- Moved into fourth place in program history with a pair of blocks, coming on the same possession, against USC Upstate (Nov. 21)
- Tallied nine of her game-high 21 points during in the first quarter against Appalachian State (Nov. 17)
- Scored 10 of her team-high 13 points against Alabama State (Nov. 5) in the third quarter, including 6-of-6 free throw shooting

**Awards**

- 2020 Preseason All-SEC Second Team (Coaches, Media)
- 2019 Paradise Jam Reef Division All-Tournament
- 2018 SEC All-Tournament Team

**In the Record Books**

**Career**

4th – Blocks in an career (174)

**Season**

1st – Games played in a season (37 in 2016-17)

**Game**

5th – Blocked shots in an SEC game (6 at Texas A&M, 1/3/19)

**Miscellaneous**

	Season	Career	Record
<b>Double-Doubles</b>	0	3	2-1
<b>20+ Points</b>	2	5	4-1
<b>10+ Points</b>	10	43	34-9
<b>10+ Rebounds</b>	0	5	4-1
<b>5+ Blocks</b>	0	2	2-0
<b>Tm-High Pts.</b>	5	14	10-4
<b>Tm-High Rebs.</b>	2	11	8-3

**Career Highs**

- Pts** ..... 27 vs. Arkansas, 3/8/19
- FG** ..... 10 vs. Appalachian State, 11/17/19
- FGA** ..... 17 vs. Appalachian State, 11/17/19
- 3FG** ..... 2, 3x, last at Temple, 12/7/19
- 3FGA** ..... 4 at Mississippi State, 1/17/19
- FT** ..... 7, 2x, last vs. Arkansas, 3/8/19
- FTA** ..... 8, 2x, last vs. Washington St., 11/29/19
- Reb** ..... 16 at Texas A&M, 1/3/19
- Off Reb** ..... 8 at Purdue, 12/16/18
- Def Reb** ..... 13 at Texas A&M, 1/3/19
- Blk** ..... 6 at Texas A&M, 1/3/19
- Stl** ..... 4 vs. Clemson, 11/15/18
- Asst** ..... 4 at Purdue, 12/16/18
- Min** ..... 45 at Purdue, 12/16/18

**GAME-BY-GAME**

Opponent	Date	gs	min	Total		3-Pointers		Free throws		Rebounds				pf	a	t/o	blk	stl	pts	avg	
				fg-fga	pct	3fg-fga	pct	ft-fa	pct	off	def	tot	avg								
ALABAMA STATE	11/05/19	*	19	3-7	.429	1-1	1.000	6-6	1.000	1	4	5	5.0	1	2	2	1	0	13	13.0	
at #4/5 Maryland	11/10/19	*	30	4-12	.333	0-2	.000	0-0	.000	1	6	7	6.0	2	2	2	1	8	10.5		
at Dayton	11/13/19	*	23	4-6	.667	0-0	.000	2-4	.500	0	3	3	5.0	2	0	0	4	0	10	10.3	
APPALACHIAN STATE	11/17/19	*	26	10-17	.588	1-3	.333	0-0	.000	2	4	6	5.3	0	2	2	4	3	21	13.0	
USC UPSTATE	11/21/19	*	18	5-9	.556	0-1	.000	3-3	1.000	1	5	6	5.4	3	2	1	2	0	13	13.0	
at Clemson	11/24/19	*	26	5-9	.556	0-1	.000	3-5	.600	5	4	9	6.0	2	1	2	2	1	13	13.0	
vs #17/23 Indiana	11/28/19	*	33	5-12	.417	0-2	.000	3-3	1.000	3	5	8	6.3	4	1	3	1	0	13	13.0	
vs Washington State	11/29/19	*	30	8-12	.667	0-0	.000	4-8	.500	2	2	4	6.0	1	2	3	1	0	20	13.9	
vs #2/2 Baylor	11/30/19	*	30	5-8	.625	1-1	1.000	2-2	1.000	1	7	8	6.2	3	2	3	3	0	13	13.8	
at Temple	12/07/19	*	30	6-15	.400	2-2	1.000	1-2	.500	1	6	7	6.3	3	1	0	1	0	15	13.9	
PURDUE	12/15/19	*	23	6-9	.667	0-0	.000	0-0	.000	3	2	5	6.2	0	2	1	1	1	12	13.7	
<b>Totals</b>			<b>11</b>	<b>288</b>	<b>61-116</b>	<b>.526</b>	<b>5-13</b>	<b>.385</b>	<b>24-33</b>	<b>.727</b>	<b>20</b>	<b>48</b>	<b>68</b>	<b>6.2</b>	<b>21</b>	<b>17</b>	<b>19</b>	<b>22</b>	<b>6</b>	<b>151</b>	<b>13.7</b>

Games played: 11  
 Minutes/game: 26.2  
 Points/game: 13.7  
 FG Pct: 52.6  
 3FG Pct: 38.5  
 FT Pct: 72.7

Rebounds/game: 6.2  
 Assists/game: 1.5  
 Turnovers/game: 1.7  
 Assist/turnover ratio: 0.9  
 Steals/game: 0.5  
 Blocks/game: 2.0



# VICTARIA SAXTON

6-2 • So. • Forward • Rome, Ga.

5

## Career Stats at South Carolina

Season	gp-gs	min/avg	fg-fga	pct	3fg-fga	pct	ft-fta	pct	off	def	tot	avg	pf	fo	ast	to	blk	stl	pts	avg
2018-19	28-1	291/10.4	40-70	.571	0-0	.000	36-62	.581	51	32	83	3.0	41	0	5	19	35	14	116	4.1
2019-20	11-0	159/14.5	24-40	.600	0-0	.000	10-20	.500	15	23	38	3.5	23	0	5	9	9	8	58	5.3
TOTAL	39-1	450/11.5	64-110	.582	0-0	.000	46-82	.561	66	55	121	3.1	64	0	10	28	44	22	174	4.5

## Career Notables

- Solid contributor in SEC action as a freshman, including earning one start
- Ranked No. 47 overall and No. 6 forward in the 2018 class
- Averaged 24.3 points and 14.9 rebounds as a senior, leading team to Georgia Class AA Final Four
- Finished high school career as Model's all-time leading scorer (2,622) and averaged a double-double throughout her career

## Season Highlights

- Quick and strong off the floor, makes her a relentless rebounder with an expanding offensive game
- Turned in third-straight double-digit scoring game against USC Upstate (Nov. 21), including four points in the decisive opening quarter
- Scored six of her season-high 13 points in the second quarter at Dayton (Nov. 13) to help the Gamecocks put the game out of reach

## Awards

- 2019 SEC All-Freshman Team
- 2019 SEC First-Year Academic Honor Roll

## Miscellaneous

	Season	Career	Record
10+ Points	3	5	5-0
5+ Blocks	0	1	1-0
Tm-High Points	0	1	1-0
Tm-High Rebs.	0	2	2-0

## Career Highs

- Pts ..... 19 at Arkansas, 2/3/19
- FG ..... 7 at Arkansas, 2/3/19
- FGA ..... 8, 2x, last vs. USC Upstate, 11/21/19
- FT ..... 8 vs. Georgia, 2/14/19
- FTA ..... 8 vs. Georgia, 2/14/19
- Reb ..... 9 at Arkansas, 2/3/19
- Off Reb ..... 5, 3x, last vs. USC Upstate, 11/21/19
- Blk ..... 5 vs. Clemson, 11/15/18
- Stl ..... 3 at Alabama State, 11/11/18
- Asst ..... 2, 2x, last vs. Appalachian State, 11/17/19
- Min ..... 27 vs. Kentucky, 2/21/19

## GAME-BY-GAME

Opponent	Date	gs	min	Total		3-Pointers		Free throws		Rebounds				pf	a	t/o	blk	stl	pts	avg
				fg-fga	pct	3fg-fga	pct	ft-fta	pct	off	def	tot	avg							
ALABAMA STATE	11/05/19	20	3-5	.600	0-0	.000	3-6	.500	0	5	5	5.0	3	2	3	1	1	9	9.0	
at #4/5 Maryland	11/10/19	12	1-2	.500	0-0	.000	0-0	.000	0	3	3	4.0	1	0	1	0	0	2	5.5	
at Dayton	11/13/19	19	5-7	.714	0-0	.000	3-4	.750	2	4	6	4.7	4	0	1	3	1	13	8.0	
APPALACHIAN STATE	11/17/19	23	4-6	.667	0-0	.000	2-3	.667	1	5	6	5.0	4	2	0	4	0	10	8.5	
USC UPSTATE	11/21/19	20	6-8	.750	0-0	.000	2-7	.286	5	3	8	5.6	0	0	0	1	2	14	9.6	
at Clemson	11/24/19	10	1-3	.333	0-0	.000	0-0	.000	2	1	3	5.2	2	0	0	0	1	2	8.3	
vs #17/23 Indiana	11/28/19	14	1-1	1.000	0-0	.000	0-0	.000	1	2	3	4.9	4	0	3	0	0	2	7.4	
vs Washington State	11/29/19	12	1-2	.500	0-0	.000	0-0	.000	2	0	2	4.5	0	0	0	0	0	2	6.8	
vs #2/2 Baylor	11/30/19	10	1-1	1.000	0-0	.000	0-0	.000	0	0	0	4.0	2	0	0	0	2	2	6.2	
at Temple	12/07/19	6	1-1	1.000	0-0	.000	0-0	.000	2	0	2	3.8	1	0	1	0	0	2	5.8	
PURDUE	12/15/19	13	0-4	.000	0-0	.000	0-0	.000	0	0	0	3.5	2	1	0	0	1	0	5.3	
Totals		0	159	24-40	.600	0-0	.000	10-20	.500	15	23	38	3.5	23	5	9	9	8	58	5.3

Games played: 11  
 Minutes/game: 14.5  
 Points/game: 5.3  
 FG Pct: 60.0  
 FT Pct: 50.0

Rebounds/game: 3.5  
 Assists/game: 0.5  
 Turnovers/game: 0.8  
 Assist/turnover ratio: 0.6  
 Steals/game: 0.7  
 Blocks/game: 0.8



# OLIVIA THOMPSON

5-8 • Fr. • Guard • Lexington, S.C.



## Career Stats at South Carolina

Season	gp-gs	min/avg	fg-fga	pct	3fg-fga	pct	ft-fta	pct	off	def	tot	avg	pf	fo	ast	to	blk	stl	pts	avg
2019-20	6-0	38/6.3	7-17	.412	5-13	.385	0-0	.000	0	1	1	0.2	1	0	3	1	1	0	19	3.2
TOTAL	6-0	38/6.3	7-17	.412	5-13	.385	0-0	.000	0	1	1	0.2	1	0	3	1	1	0	19	3.2

## High School Notables

- Is among the most prolific 3-point shooters in South Carolina prep girls' basketball history, including her 105 3s in 2017-18 to rank second all-time in the state
- Claimed All-State honors from the South Carolina Basketball Coaches Association (SCBCA) each of her last three seasons (2017, 2018, 2019) and was a USA Today All-South Carolina First Team selection as a senior (2019)
- Finished her career as the all-time leading scorer in Lexington High School history
- Helped Lexington to Region 5 5A championship as a senior (2018-19) behind her 19.2 points per game

## Season Highlights

- Solid outside shooter
- Has hit at least one 3-pointer in four of her six games played
- Made an ideal debut in front of the hometown crowd against Alabama State (Nov. 5), scoring seven of her 10 fourth-quarter points in a 38-second span

## Awards

- SCBCA Class 5A Player of the Year (2019)
- SC HS Sports Report co-Statewide Player of the Year (2019)

## Miscellaneous

	Season	Career	Record
10+ Points	1	1	1-0

## Career Highs

Pts	10 vs. Alabama State, 11/5/19
FG	4 vs. Alabama State, 11/5/19
FGA	7 vs. Alabama State, 11/5/19
3FG	2 vs. Alabama State, 11/5/19
3FGA	5 vs. Alabama State, 11/5/19
FT	
FTA	
Reb	1 vs. USC Upstate, 11/21/19
Blk	1 vs. Clemson, 11/24/19
Stl	
Asst	2 vs. USC Upstate, 11/21/19
Min	10 vs. vs. USC Upstate, 11/21/19

## GAME-BY-GAME

Opponent	Date	gs	min	Total		3-Pointers		Free throws		Rebounds				pf	a	t/o	blk	stl	pts	avg
				fg-fga	pct	3fg-fga	pct	ft-fta	pct	off	def	tot	avg							
ALABAMA STATE	11/05/19	7	4-7	.571	2-5	.400	0-0	.000	0	0	0	0.0	0	1	0	0	0	10	10.0	
at Dayton	11/13/19	4	0-0	.000	0-0	.000	0-0	.000	0	0	0	0.0	0	0	0	0	0	0	5.0	
APPALACHIAN STATE	11/17/19	6	0-1	.000	0-1	.000	0-0	.000	0	0	0	0.0	0	0	0	0	0	0	3.3	
USC UPSTATE	11/21/19	10	1-5	.200	1-3	.333	0-0	.000	0	1	1	0.3	0	2	1	0	0	3	3.3	
at Clemson	11/24/19	7	1-2	.500	1-2	.500	0-0	.000	0	0	0	0.2	0	0	0	1	0	3	3.2	
PURDUE	12/15/19	4	1-2	.500	1-2	.500	0-0	.000	0	0	0	0.2	1	0	0	0	0	3	3.2	
Totals		0	38	7-17	.412	5-13	.385	0-0	.000	0	1	1	0.2	1	3	1	1	0	19	3.2

Games played: 6  
 Minutes/game: 6.3  
 Points/game: 3.2  
 FG Pct: 41.2  
 3FG Pct: 38.5

Rebounds/game: 0.2  
 Assists/game: 0.5  
 Turnovers/game: 0.2  
 Assist/turnover ratio: 3.0  
 Blocks/game: 0.2





# ELYSA WESOLEK

6-1 • So. • Forward • Charleston, S.C.

# 32

## Career Stats at South Carolina

Season	gp-gs	min/avg	fg-fga	pct	3fg-fga	pct	ft-fta	pct	off	def	tot	avg	pf	fo	ast	to	blk	stl	pts	avg
2018-19	12-0	52/4.3	7-20	.350	3-10	.300	6-7	.857	8	2	10	0.8	14	0	2	4	1	1	23	1.9
2019-20	5-0	37/7.4	4-12	.333	2-6	.333	0-0	.000	2	4	6	1.2	3	0	2	4	0	3	10	2.0
<b>TOTAL</b>	<b>17-0</b>	<b>89/5.2</b>	<b>11-32</b>	<b>.344</b>	<b>5-16</b>	<b>.313</b>	<b>6-7</b>	<b>.857</b>	<b>10</b>	<b>6</b>	<b>16</b>	<b>0.9</b>	<b>17</b>	<b>0</b>	<b>4</b>	<b>8</b>	<b>1</b>	<b>4</b>	<b>33</b>	<b>1.9</b>

## Career Notables

- Played in 12 of team's 33 games, including three SEC outings and two NCAA Tournament contests as a freshman
- Four-year starter at Northwood Academy including three seasons winning South Carolina Independent School Association (SCISA) 3A state championship (2015, 2016, 2017)
- Amassed over 1,000 points in her high school career, including averaging 18.5 points as a senior

## Season Highlights

- Has played in five games, including season-high 10 minutes against USC Upstate (Nov. 21)
- Had a perfect shooting night against Alabama State (Nov. 5) in season opener

## Awards

SEC First-Year Academic Honor Roll

### High School

SCISA Miss Basketball (2018)  
SCISA 3A Player of the Year (2017)

## Miscellaneous

	Season	Career	Record
<b>10+ Points</b>	0	1	1-0

## Career Highs

**Pts** ..... 10 vs. ETSU, 11/22/18  
**FG** ..... 3, 2x, last vs. Alabama State, 11/5/19  
**FGA** ..... 5 at Alabama State, 11/11/18  
**3FG** ..... 2 vs. ETSU, 11/22/18  
**3FGA** ..... 3 at Alabama State, 11/11/18  
**FT** ..... 3 at Alabama State, 11/11/18  
**FTA** ..... 3 at Alabama State, 11/11/18  
**Reb** ..... 2, 5x, last at Clemson, 11/24/19  
**Stl** ..... 2 vs. USC Upstate, 11/21/19  
**Asst** ..... 1, 4x, last at Clemson, 11/24/19  
**Min** ..... 10 vs. USC Upstate, 11/21/19

## GAME-BY-GAME

Opponent	Date	gs	min	Total		3-Pointers		Free throws		Rebounds				pf	a	t/o	blk	stl	pts	avg
				fg-fga	pct	3fg-fga	pct	ft-fta	pct	off	def	tot	avg							
ALABAMA STATE	11/05/19	6		3-3	1.000	1-1	1.000	0-0	.000	0	1	1	1.0	2	1	1	0	1	7	7.0
at Dayton	11/13/19	5		0-1	.000	0-1	.000	0-0	.000	0	1	1	1.0	0	0	0	0	0	3.5	
APPALACHIAN STATE	11/17/19	8		0-2	.000	0-1	.000	0-0	.000	0	0	0	0.7	1	0	1	0	0	2.3	
USC UPSTATE	11/21/19	10		0-3	.000	0-1	.000	0-0	.000	1	1	2	1.0	0	0	1	0	2	1.8	
at Clemson	11/24/19	8		1-3	.333	1-2	.500	0-0	.000	1	1	2	1.2	0	1	1	0	3	2.0	
<b>Totals</b>		<b>0</b>	<b>37</b>	<b>4-12</b>	<b>.333</b>	<b>2-6</b>	<b>.333</b>	<b>0-0</b>	<b>.000</b>	<b>2</b>	<b>4</b>	<b>6</b>	<b>1.2</b>	<b>3</b>	<b>2</b>	<b>4</b>	<b>0</b>	<b>3</b>	<b>10</b>	<b>2.0</b>

Games played: 5  
 Minutes/game: 7.4  
 Points/game: 2.0  
 FG Pct: 33.3  
 3FG Pct: 33.3

Rebounds/game: 1.2  
 Assists/game: 0.4  
 Turnovers/game: 0.8  
 Assist/turnover ratio: 0.5  
 Steals/game: 0.6

Official Basketball Box Score -- Game Totals -- Final Statistics
Alabama State vs #8/10 South Carolina
11/05/19 7 p.m. at Columbia, S.C./Colonial Life Arena

Alabama State 43 • 0-1

Table with columns: #, Player, FG-FGA, 3-Ptr, FT-FTA, Rebounds, PF, TP, A TO Blk Stl, Min. Rows include Smith, Aniyah, Clark, Zomoria, Emmanuel, Ayana, Crawford, Jayla, Lee, Courtney, Nelson, Aliyah, Howard, Kayauna, Aikerson, Taylor, Randle, Dereisea, White, Hannah, Harvey, Victoria, Team, Totals.

Summary statistics table with columns: 1st-FG%, 2nd-FG%, 3rd-FG%, 4th-FG%, Game, Deadball Rebounds.

#8/10 South Carolina 103 • 1-0

Table with columns: #, Player, FG-FGA, 3-Ptr, FT-FTA, Rebounds, PF, TP, A TO Blk Stl, Min. Rows include BOSTON, Aliyah, HERBERT HARRIGAN, COOKE, Zia, BEAL, Brea, HARRIS, Tyasha, THOMPSON, Olivia, HENDERSON, Destanni, SAXTON, Victoria, AMIHERE, Laeticia, GRISSETT, LeLe, WESOLEK, Elysa, Team, Totals.

Summary statistics table with columns: 1st-FG%, 2nd-FG%, 3rd-FG%, 4th-FG%, Game, Deadball Rebounds.

Officials: Beverly Roberts, Marcus Clayton, Troy Winders
Technical fouls: Alabama State-Clark,Zomoria. #8/10 South Carolina-None.
Attendance: 10586

Score by periods table with columns: 1st, 2nd, 3rd, 4th, Total. Rows for Alabama State and #8/10 South Carolina.

Last FG - ALAST 4th-00:19, SC 4th-00:55.
Largest lead - ALAST None, SC by 62 4th-00:55.
ALAST led for 00:00. SC led for 38:57. Game was tied for 01:03.

Official Basketball Box Score -- Game Totals -- Final Statistics
#8/10 South Carolina vs #4/5 Maryland
11/10/19 3 p.m. at College Park, Md./XFINITY Center

#8/10 South Carolina 63 • 2-0,0-0 SEC

Table with columns: #, Player, FG-FGA, 3-Ptr, FT-FTA, Rebounds, PF, TP, A TO Blk Stl, Min. Rows include BOSTON, Aliyah, HERBERT HARRIGAN, COOKE, Zia, BEAL, Brea, HARRIS, Tyasha, HENDERSON, Destanni, SAXTON, Victoria, AMIHERE, Laeticia, GRISSETT, LeLe, Team, Totals.

Summary statistics table with columns: 1st-FG%, 2nd-FG%, 3rd-FG%, 4th-FG%, Game, Deadball Rebounds.

#4/5 Maryland 54 • 1-1,0-0 Big Ten

Table with columns: #, Player, FG-FGA, 3-Ptr, FT-FTA, Rebounds, PF, TP, A TO Blk Stl, Min. Rows include Stephanie Jones, Kaila Charles, Taylor Mikesell, Diamond Miller, Ashley Owusu, Shakira Austin, Faith Masonius, Blair Watson, Sara Vujacic, Team, Totals.

Summary statistics table with columns: 1st-FG%, 2nd-FG%, 3rd-FG%, 4th-FG%, Game, Deadball Rebounds.

Officials: Tiara Cruse,Gina Cross,Tina Napier
Technical fouls: #8/10 South Carolina-None. #4/5 Maryland-None.
Attendance: 7447

2019-20 Women's Basketball. Round: 0. Maryland vs South Carolina. Played at XF

Score by periods table with columns: 1st, 2nd, 3rd, 4th, Total. Rows for #8/10 South Carolina and #4/5 Maryland.

Last FG - SC 4th-01:07, MD 4th-00:21.
Largest lead - SC by 14 3rd-08:06, MD None.
SC led for 38:30. MD led for 00:00. Game was tied for 01:30.

Official Basketball Box Score -- Game Totals -- Final Statistics
#6/10 South Carolina vs Dayton
11/13/19 7 p.m. at Dayton, Ohio/UD Arena

#6/10 South Carolina 75 • 3-0,0-0 SEC

Table with columns: #, Player, FG-FGA, 3-Ptr, FT-FTA, Rebounds, PF, TP, A TO Blk Stl, Min. Rows include BOSTON, Aliyah, HERBERT HARRIGAN, COOKE, Zia, BEAL, Brea, HARRIS, Tyasha, THOMPSON, Olivia, HENDERSON, Destanni, SAXTON, Victoria, AMIHERE, Laeticia, GRISSETT, LeLe, WESOLEK, Elysa, Team, Totals.

Summary statistics table with columns: 1st-FG%, 2nd-FG%, 3rd-FG%, 4th-FG%, Game, Deadball Rebounds.

Dayton 49 • 2-1,0-0 Atlantic

Table with columns: #, Player, FG-FGA, 3-Ptr, FT-FTA, Rebounds, PF, TP, A TO Blk Stl, Min. Rows include Kyla Whitehead, Julia Chandler, Aarion Bradshaw, Shakeela Fowler, Jayla Scaife, Brittany Ward, Christine Szabo, Jenna Giaccone, Ella Skeens, Erin Whalen, Mariah Perez, Team, Totals.

Summary statistics table with columns: 1st-FG%, 2nd-FG%, 3rd-FG%, 4th-FG%, Game, Deadball Rebounds.

Officials: Maggie Tieman,Saif Esho,Bruce Morris
Technical fouls: #6/10 South Carolina-None. Dayton-None.
Attendance: 2331

2019-20 Women's Basketball. Round: 0. Dayton vs South Carolina. Played at Univ

Score by periods table with columns: 1st, 2nd, 3rd, 4th, Total. Rows for #6/10 South Carolina and Dayton.

Last FG - SC 4th-01:28, UD 4th-01:04.
Largest lead - SC by 29 3rd-03:28, UD by 1 1st-07:58.
SC led for 37:31. UD led for 00:13. Game was tied for 02:16.

Official Basketball Box Score -- Game Totals -- Final Statistics
Appalachian State vs #6/10 South Carolina
11/17/19 2 p.m. at Columbia, S.C./Colonial Life Arena

Appalachian State 50 • 0-3

Table with columns: #, Player, FG-FGA, 3-Ptr, FT-FTA, Rebounds, PF, TP, A TO Blk Stl, Min. Rows include Gosnell,Lainey, Plummer,Bayley, Matthews,Nicola, Stanley,Pre, Polacek,Ashley, Calder,Maya, Porter,Michaela, Hampton,Armani, Bigot,Brooke, Galve,Nora, McDonald,Haile, Christ,Jackie, Team, Totals.

Summary statistics table with columns: 1st-FG%, 2nd-FG%, 3rd-FG%, 4th-FG%, Game, Deadball Rebounds.

#6/10 South Carolina 92 • 4-0

Table with columns: #, Player, FG-FGA, 3-Ptr, FT-FTA, Rebounds, PF, TP, A TO Blk Stl, Min. Rows include BOSTON, Aliyah, HERBERT HARRIGAN, COOKE, Zia, BEAL, Brea, HARRIS, Tyasha, THOMPSON, Olivia, HENDERSON, Destanni, SAXTON, Victoria, GRISSETT, LeLe, WESOLEK, Elysa, Team, Totals.

Summary statistics table with columns: 1st-FG%, 2nd-FG%, 3rd-FG%, 4th-FG%, Game, Deadball Rebounds.

Officials: Eric Brewton, Kylie Galloway, Natasha Camy
Technical fouls: Appalachian State-None. #6/10 South Carolina-None.
Attendance: 10498

Score by periods table with columns: 1st, 2nd, 3rd, 4th, Total. Rows for Appalachian State and #6/10 South Carolina.

Last FG - APP 4th-00:28, SC 4th-04:55.
Largest lead - APP None, SC by 50 4th-07:15.
APP led for 00:00. SC led for 39:39. Game was tied for 00:08.

Official Basketball Box Score -- Game Totals -- Final Statistics
USC Upstate vs #5/6 South Carolina
11/21/19 7 p.m. at Columbia, S.C./Colonial Life Arena

USC Upstate 32 • 3-3

Table with columns: #, Player, FG-FGA, 3-Ptr, FT-FTA, Rebounds, PF, TP, A TO Blk Stl, Min. Includes player stats for Moore, Gibbons, Popplewell, Lewis, Logan, Jefferson, Kuzmina, Flantos, Timberlake, Panufnik, Kirkwood, and Team totals.

Summary statistics table with columns: 1st, 2nd, 3rd, 4th, Game, Deadball, Rebounds. Includes FG%, 3FG%, FT%, and other metrics.

#5/6 South Carolina 112 • 5-0

Table with columns: #, Player, FG-FGA, 3-Ptr, FT-FTA, Rebounds, PF, TP, A TO Blk Stl, Min. Includes player stats for Boston, Haggan, Cooke, Beal, Harris, Thompson, Henderson, Saxton, Amihere, Grissett, Wesołek, and Team totals.

Summary statistics table with columns: 1st, 2nd, 3rd, 4th, Game, Deadball, Rebounds. Includes FG%, 3FG%, FT%, and other metrics.

Officials: Michael McConnell, Troy Winders, Blanca Burns
Technical fouls: USC Upstate-TEAM. #5/6 South Carolina-None.
Attendance: 10052

Score by periods table with columns: 1st, 2nd, 3rd, 4th, Total. Shows USC Upstate and #5/6 South Carolina scores.

Last FG - USC Upstate 4th-06:14, SC 4th-02:14.
Largest lead - USC None, SC by 80 4th-00:31.
USCU led for 00:00. SC led for 40:00. Game was tied for 00:00.

Points, In, Off, 2nd, Fast, Bench table with columns: Points, In, Off, 2nd, Fast, Bench. Shows USC and SC stats.

Score tied - 0 times.
Lead changed - 0 times.

Official Basketball Box Score -- Game Totals -- Final Statistics
#5/6 South Carolina vs Clemson
11/24/19 2 p.m. at Clemson, S.C./Littlejohn Coliseum

#5/6 South Carolina 84 • 6-0,0-0 SEC

Table with columns: #, Player, FG-FGA, 3-Ptr, FT-FTA, Rebounds, PF, TP, A TO Blk Stl, Min. Includes player stats for Boston, Haggan, Cooke, Beal, Harris, Thompson, Henderson, Saxton, Amihere, Grissett, Wesołek, and Team totals.

Summary statistics table with columns: 1st, 2nd, 3rd, 4th, Game, Deadball, Rebounds. Includes FG%, 3FG%, FT%, and other metrics.

Clemson 48 • 2-4,0-0 ACC

Table with columns: #, Player, FG-FGA, 3-Ptr, FT-FTA, Rebounds, PF, TP, A TO Blk Stl, Min. Includes player stats for Amari Robinson, Hannah Hank, Tyler Bennett, Kendall Spray, Shania Meertens, Destiny Thomas, Kaylee Sticker, Skylar Blackstock, Danae McNeal, Mikayla Hayes, Chyna Cotton, Kobi Thornton, and Team totals.

Summary statistics table with columns: 1st, 2nd, 3rd, 4th, Game, Deadball, Rebounds. Includes FG%, 3FG%, FT%, and other metrics.

Officials: Daryl Humphrey, Eric Brewton, Dee Kantner
Technical fouls: #5/6 South Carolina-None. Clemson-None.
Attendance: 2830

Score by periods table with columns: 1st, 2nd, 3rd, 4th, Total. Shows #5/6 South Carolina and Clemson scores.

Last FG - SC 4th-01:14, Clem 4th-00:27.
Largest lead - SC by 39 4th-09:16, Clem None.
SC led for 00:00. Clem led for 00:00. Game was tied for 00:00.

Points, In, Off, 2nd, Fast, Bench table with columns: Points, In, Off, 2nd, Fast, Bench. Shows #5/6 South Carolina and Clemson stats.

Score tied - 0 times.
Lead changed - 0 times.

Official Basketball Box Score -- Game Totals -- Final Statistics
#17/23 Indiana vs #5/6 South Carolina
11/28/19 9:10 p.m.AST at St. Thomas, U.S. Virgin Islands

#17/23 Indiana 71 • 5-0

Table with columns: #, Player, FG-FGA, 3-Ptr, FT-FTA, Rebounds, PF, TP, A TO Blk Stl, Min. Includes player stats for Gulbe, Wise, Penn, Patberg, Berger, Wilson, Allen, Holmes, and Team totals.

Summary statistics table with columns: 1st, 2nd, 3rd, 4th, Game, Deadball, Rebounds. Includes FG%, 3FG%, FT%, and other metrics.

#5/6 South Carolina 57 • 6-1

Table with columns: #, Player, FG-FGA, 3-Ptr, FT-FTA, Rebounds, PF, TP, A TO Blk Stl, Min. Includes player stats for Boston, Haggan, Cooke, Beal, Harris, Thompson, Henderson, Saxton, Amihere, Grissett, and Team totals.

Summary statistics table with columns: 1st, 2nd, 3rd, 4th, Game, Deadball, Rebounds. Includes FG%, 3FG%, FT%, and other metrics.

Officials: Denise Brooks, Ed Sidlasky, Brandon Entlerline
Technical fouls: #17/23 Indiana-None. #5/6 South Carolina-None.
Attendance: 1924

2019 U.S. Virgin Islands Paradise Jam Women's Basketball Tournament.
REEF DIVISION
PRESENTED BY BASKETBALL TRAVELERS

Score by periods table with columns: 1st, 2nd, 3rd, 4th, Total. Shows #17/23 Indiana and #5/6 South Carolina scores.

Last FG - IU 4th-00:02, SC 4th-04:18.
Largest lead - IU by 14 4th-00:02, SC by 5 1st-09:07.
IU led for 24:11. SC led for 12:20. Game was tied for 03:29.

Points, In, Off, 2nd, Fast, Bench table with columns: Points, In, Off, 2nd, Fast, Bench. Shows IU and SC stats.

Score tied - 6 times.
Lead changed - 9 times.

Official Basketball Box Score -- Game Totals -- Final Statistics
#5/6 South Carolina vs Washington State
11/29/19 9 p.m. at St. Thomas, U.S. Virgin Islands

#5/6 South Carolina 68 • 7-1

Table with columns: #, Player, FG-FGA, 3-Ptr, FT-FTA, Rebounds, PF, TP, A TO Blk Stl, Min. Includes player stats for Boston, Haggan, Cooke, Beal, Harris, Thompson, Henderson, Saxton, Amihere, Grissett, and Team totals.

Summary statistics table with columns: 1st, 2nd, 3rd, 4th, Game, Deadball, Rebounds. Includes FG%, 3FG%, FT%, and other metrics.

Washington State 53 • 4-2

Table with columns: #, Player, FG-FGA, 3-Ptr, FT-FTA, Rebounds, PF, TP, A TO Blk Stl, Min. Includes player stats for Levy, Motuga, Hristova, Nankervis, Molina, Muze, Molina, Molina, Subasic, Murekatete, and Team totals.

Summary statistics table with columns: 1st, 2nd, 3rd, 4th, Game, Deadball, Rebounds. Includes FG%, 3FG%, FT%, and other metrics.

Officials: Eric Brewton, Malisa Green, Kelsey Reynolds
Technical fouls: #5/6 South Carolina-None. Washington State-None.
Attendance: 1806

2019 U.S. Virgin Islands Paradise Jam Women's Basketball Tournament.
REEF DIVISION
PRESENTED BY BASKETBALL TRAVELERS

Score by periods table with columns: 1st, 2nd, 3rd, 4th, Total. Shows #5/6 South Carolina and Washington State scores.

Last FG - SC 4th-01:06, WSU 4th-01:37.
Largest lead - SC by 19 2nd-08:21, WSU None.
SC led for 39:27. WSU led for 00:00. Game was tied for 00:33.

Points, In, Off, 2nd, Fast, Bench table with columns: Points, In, Off, 2nd, Fast, Bench. Shows #5/6 South Carolina and Washington State stats.

Score tied - 0 times.
Lead changed - 0 times.

Official Basketball Box Score -- Game Totals -- Final Statistics
#5/6 South Carolina vs #2/2 Baylor
11/30/19 9:00 p.m.AST at St. Thomas, U.S. Virgin Islands

#5/6 South Carolina 74 • 8-1

Table with columns: #, Player, FG-FGA, 3-Ptr, Rebounds, PF, TP, A TO Blk Stl, Min. Rows include players like BOSTON, Aliyah and HERBERT HARRIGAN, and team totals.

Summary statistics table with columns: 1st - FG %, 2nd, 3rd, 4th, Game, Deadball Rebounds.

#2/2 Baylor 59 • 7-1

Table with columns: #, Player, FG-FGA, 3-Ptr, Rebounds, PF, TP, A TO Blk Stl, Min. Rows include players like SMITH, NaLyssa and EGBO, Queen, and team totals.

Summary statistics table with columns: 1st - FG %, 2nd, 3rd, 4th, Game, Deadball Rebounds.

Officials: Dee Kantner, Eric Brewton, Nykesha Thompson
Technical fouls: #5/6 South Carolina-None, #2/2 Baylor-None.
Attendance: 2424
2019 U.S. Virgin Islands Paradise Jam Women's Basketball Tournament

Score by periods table with columns: 1st, 2nd, 3rd, 4th, Total. Rows for #5/6 South Carolina and #2/2 Baylor.

Last FG - SC 4th-00:01, BAY 4th-03:41.
Largest lead - SC by 15 4th-00:01, BAY by 6 1st-07:40.
SC led for 29:59, BAY led for 07:31. Game was tied for 01:51.

Points In Off 2nd Fast Bench table with columns: Points, Paint, T/O, Chance, Break, Bench.

Score tied - 2 times.
Lead changed - 1 time.

Official Basketball Box Score -- Game Totals -- Final Statistics
#6/7 South Carolina vs Temple
12/07/19 3 p.m. at McGonigle Hall / Philadelphia, PA

#6/7 South Carolina 78 • 9-1,0-0 SEC

Table with columns: #, Player, FG-FGA, 3-Ptr, Rebounds, PF, TP, A TO Blk Stl, Min. Rows include players like BOSTON, Aliyah and HERBERT HARRIGAN, and team totals.

Summary statistics table with columns: 1st - FG %, 2nd, 3rd, 4th, Game, Deadball Rebounds.

Temple 71 • 5-5,0-1 AAC

Table with columns: #, Player, FG-FGA, 3-Ptr, Rebounds, PF, TP, A TO Blk Stl, Min. Rows include players like Mia Davis and Shannen Atkinson, and team totals.

Summary statistics table with columns: 1st - FG %, 2nd, 3rd, 4th, Game, Deadball Rebounds.

Officials: Pualani Spurlock,Cameron Inouye,Joseph Vaszily
Technical fouls: #6/7 South Carolina-None, Temple-None.
Attendance: 1802

Score by periods table with columns: 1st, 2nd, 3rd, 4th, Total. Rows for #6/7 South Carolina and Temple.

Points In Off 2nd Fast Bench table with columns: Points, Paint, T/O, Chance, Break, Bench.

Last FG - SC 4th-00:04, Temple 4th-00:00.
Largest lead - SC by 15 4th-04:21, Temple by 2 3rd-08:18.
SC led for 34:55, Temple led for 02:28. Game was tied for 02:37.

Score tied - 7 times.
Lead changed - 6 times.

Official Basketball Box Score -- Game Totals -- Final Statistics
Purdue vs #5/6 South Carolina
12/15/19 2 p.m. at Columbia, S.C./Colonial Life Arena

Purdue 49 • 7-3

Table with columns: #, Player, FG-FGA, 3-Ptr, Rebounds, PF, TP, A TO Blk Stl, Min. Rows include players like Harris,Ae'rianna and Diagne,Fatou, and team totals.

Summary statistics table with columns: 1st - FG %, 2nd, 3rd, 4th, Game, Deadball Rebounds.

#5/6 South Carolina 85 • 10-1

Table with columns: #, Player, FG-FGA, 3-Ptr, Rebounds, PF, TP, A TO Blk Stl, Min. Rows include players like BOSTON, Aliyah and HERBERT HARRIGAN, and team totals.

Summary statistics table with columns: 1st - FG %, 2nd, 3rd, 4th, Game, Deadball Rebounds.

Officials: Dee Kantner, Jesse Dickerson, Kevin Pethitel
Technical fouls: Purdue-None, #5/6 South Carolina-None.
Attendance: 11306

Score by periods table with columns: 1st, 2nd, 3rd, 4th, Total. Rows for Purdue and #5/6 South Carolina.

Last FG - PUR 3rd-02:54, SC 4th-02:07.
Largest lead - PUR None, SC by 38 4th-02:07.
PUR led for 00:00, SC led for 38:23. Game was tied for 01:37.

Points In Off 2nd Fast Bench table with columns: Points, Paint, T/O, Chance, Break, Bench.

Score tied - 1 time.
Lead changed - 0 times.

## LAST FIVE GAMES

### 2019-20 Women's Basketball South Carolina Combined Team Statistics (as of Dec 15, 2019) Last 5

RECORD:	OVERALL	HOME	AWAY	NEUTRAL
ALL GAMES	4-1	1-0	1-0	2-1
CONFERENCE	0-0	0-0	0-0	0-0
NON-CONFERENCE	4-1	1-0	1-0	2-1

##	Player	gp-gs	min	avg	Total		3-Point		F-Throw		Rebounds				pf	dq	a	to	blk	stl	pts	avg	
					fg-fga	fg%	3fg-fga	3fg%	ft-fa	ft%	off	def	tot	avg									
21	HERBERT HARRIGAN	5-5	146	29.2	30-56	.536	3-5	.600	10-15	.667	10	22	32	6.4	11	0	8	10	7	1	73	14.6	
52	HARRIS, Tyasha	5-5	157	31.4	25-60	.417	6-20	.300	11-13	.846	3	10	13	2.6	11	1	27	12	1	15	67	13.4	
04	BOSTON, Aliyah	5-5	121	24.2	30-51	.588	0-0	.000	5-6	.833	18	19	37	7.4	17	1	8	5	11	6	65	13.0	
03	HENDERSON, Destan	5-0	132	26.4	17-43	.395	4-15	.267	8-14	.571	4	14	18	3.6	3	0	8	11	0	10	46	9.2	
01	COOKE, Zia	5-5	126	25.2	15-53	.283	2-9	.222	3-3	1.000	6	9	15	3.0	9	0	11	6	2	4	35	7.0	
12	BEAL, Brea	5-5	117	23.4	12-29	.414	2-10	.200	7-13	.538	3	23	26	5.2	6	0	0	13	2	2	33	6.6	
24	GRISSETT, LeLe	5-0	73	14.6	7-14	.500	0-0	.000	3-7	.429	11	9	20	4.0	6	0	4	3	3	4	17	3.4	
00	THOMPSON, Olivia	1-0	4	4.0	1-2	.500	1-2	.500	0-0	.000	0	0	0	0.0	1	0	0	0	0	0	3	3.0	
15	AMIHERE, Laeticia	5-0	69	13.8	4-15	.267	0-2	.000	7-18	.389	6	16	22	4.4	10	0	1	6	5	4	15	3.0	
05	SAXTON, Victaria	5-0	55	11.0	4-9	.444	0-0	.000	0-0	.000	5	2	7	1.4	9	0	1	4	0	3	8	1.6	
Team											23	11	34										
Total.....		5	1000		145-332	.437	18-63	.286	54-89	.607	89	135	224	44.8	83	2	68	72	31	49	362	72.4	
Opponents.....		5	1000		114-303	.376	32-80	.400	43-67	.642	59	110	169	33.8	86	1	52	81	19	22	303	60.6	

## IN HOME GAMES

### 2019-20 Women's Basketball South Carolina Combined Team Statistics (as of Dec 15, 2019) Home games

RECORD:	OVERALL	HOME	AWAY	NEUTRAL
ALL GAMES	4-0	4-0	0-0	0-0
CONFERENCE	0-0	0-0	0-0	0-0
NON-CONFERENCE	4-0	4-0	0-0	0-0

##	Player	gp-gs	min	avg	Total		3-Point		F-Throw		Rebounds				pf	dq	a	to	blk	stl	pts	avg	
					fg-fga	fg%	3fg-fga	3fg%	ft-fa	ft%	off	def	tot	avg									
21	HERBERT HARRIGAN	4-4	86	21.5	24-42	.571	2-5	.400	9-9	1.000	7	15	22	5.5	4	0	8	6	8	4	59	14.8	
52	HARRIS, Tyasha	4-4	88	22.0	22-37	.595	6-11	.545	4-4	1.000	1	14	15	3.8	4	0	19	8	1	6	54	13.5	
04	BOSTON, Aliyah	4-4	86	21.5	22-32	.688	0-0	.000	10-14	.714	18	20	38	9.5	8	0	10	3	21	9	54	13.5	
03	HENDERSON, Destan	4-0	109	27.3	20-34	.588	9-13	.692	5-8	.625	4	10	14	3.5	2	0	13	10	2	11	54	13.5	
01	COOKE, Zia	4-4	102	25.5	17-46	.370	3-13	.231	5-7	.714	5	6	11	2.8	6	0	13	3	2	10	42	10.5	
05	SAXTON, Victaria	4-0	76	19.0	13-23	.565	0-0	.000	7-16	.438	6	13	19	4.8	9	0	5	3	6	4	33	8.3	
24	GRISSETT, LeLe	4-0	82	20.5	13-23	.565	0-1	.000	5-10	.500	14	9	23	5.8	8	0	8	2	4	6	31	7.8	
12	BEAL, Brea	4-4	68	17.0	8-21	.381	1-4	.250	8-9	.889	4	17	21	5.3	7	0	10	6	4	3	25	6.3	
15	AMIHERE, Laeticia	3-0	52	17.3	6-13	.462	1-1	1.000	4-8	.500	5	16	21	7.0	6	0	3	7	5	3	17	5.7	
00	THOMPSON, Olivia	4-0	27	6.8	6-15	.400	4-11	.364	0-0	.000	0	1	1	0.3	1	0	3	1	0	0	16	4.0	
32	WESOLEK, Elysa	3-0	24	8.0	3-8	.375	1-3	.333	0-0	.000	1	2	3	1.0	3	0	1	3	0	3	7	2.3	
Team											8	12	20										
Total.....		4	800		154-294	.524	27-62	.435	57-85	.671	73	135	208	52.0	58	0	93	54	53	59	392	98.0	
Opponents.....		4	800		59-258	.229	16-70	.229	40-58	.690	67	75	142	35.5	78	5	25	87	16	22	174	43.5	

**2019-20 Women's Basketball**  
**South Carolina Team Game-by-Game Comparison (as of Dec 15, 2019)**  
**All games**

Opponent	1st	2nd	Score	Mar	Total FG	FG Pct	3-Pointers	3FG Pct	Free Throws	FT Pct	Rebounds	Assist	T/Over	Block	Steal	Fouls
ALABAMA STATE	43/24	60/19	103-43	+60	37-75/14-69	.493/.203	7-16/1-7	.438/.143	22-32/14-21	.688/.667	53/43	22/4	14/23	16/1	14/5	18/26
#4/5 Maryland	34/24	29/30	63-54	+9	19-60/22-70	.317/.314	1-9/2-16	.111/.125	24-30/8-12	.800/.667	54/38	12/9	15/9	8/5	4/10	14/23
Dayton	41/21	34/28	75-49	+26	28-60/16-72	.467/.222	5-10/6-21	.500/.286	14-24/11-17	.583/.647	52/42	17/8	17/13	10/3	5/6	20/19
APPALACHIAN STATE	53/9	39/41	92-50	+42	37-66/18-67	.561/.269	6-15/5-16	.400/.313	12-17/9-13	.706/.692	42/37	25/7	14/21	17/2	11/5	17/18
USC UPSTATE	64/18	48/14	112-32	+80	43-77/10-63	.558/.159	12-23/4-29	.522/.138	14-21/8-12	.667/.667	57/34	28/7	12/24	9/2	18/5	11/18
Clemson	42/23	42/25	84-48	+36	33-69/17-65	.478/.262	8-23/2-13	.348/.154	10-16/12-14	.625/.857	44/44	17/7	14/22	9/3	15/7	16/18
#17/23 Indiana	31/38	26/33	57-71	(14)	24-65/26-52	.369/.500	2-19/7-15	.105/.467	7-15/12-19	.467/.632	40/32	11/10	18/13	3/2	6/5	23/18
Washington State	37/32	31/21	68-53	+15	29-61/21-52	.475/.404	2-5/6-12	.400/.500	8-20/5-7	.400/.714	39/30	11/11	12/21	3/2	8/4	15/19
#2/2 Baylor	38/35	36/24	74-59	+15	28-53/24-69	.528/.348	4-13/2-9	.308/.222	14-20/9-18	.700/.500	43/29	12/9	19/9	7/0	6/3	20/19
Temple	37/33	41/38	78-71	+7	27-77/26-71	.351/.366	8-18/11-26	.444/.423	16-19/8-11	.842/.727	46/50	16/15	9/19	7/4	13/3	13/14
PURDUE	43/25	42/24	85-49	+36	37-76/17-59	.487/.288	2-8/6-18	.250/.333	9-15/9-12	.600/.750	56/28	18/7	14/19	11/11	16/7	12/16

Note: Game totals are displayed in the format TEAM/OPPONENT for each category

**2019-20 Women's Basketball**  
**South Carolina Points-Rebounds-Assists (as of Dec 15, 2019)**  
**All games**

Opponent	Date	Score		00	01	03	04	05	12	15
				THOMPSON,O	COOKE,ZIA	HENDERSON,	BOSTON,ALI	SAXTON,VIC	BEAL,BREA	AMIHERE,LA
ALABAMA STATE	11/05/19	103-43	w	10-0-1	13-3-2	8-2-4	12-12-1	9-5-2	4-5-3	6-6-1
at #4/5 Maryland	11/10/19	63-54	w	DNP	10-4-1	4-5-0	14-7-1	2-3-0	8-10-4	1-1-0
at Dayton	11/13/19	75-49	w	0-0-0	27-7-1	5-4-3	11-2-0	13-6-0	1-10-1	2-3-3
APPALACHIAN STATE	11/17/19	92-50	w	0-0-0	7-2-3	16-1-3	14-10-3	10-6-2	10-9-4	DNP
USC UPSTATE	11/21/19	112-32	w	3-1-2	8-1-5	15-5-5	18-10-2	14-8-0	6-3-3	10-6-1
at Clemson	11/24/19	84-48	w	3-0-0	10-1-3	10-2-4	13-4-1	2-3-0	11-3-2	1-6-0
vs #17/23 Indiana	11/28/19	57-71	L	DNP	10-4-2	2-2-3	10-2-0	2-3-0	9-6-0	5-4-0
vs Washington State	11/29/19	68-53	w	DNP	6-3-3	9-1-1	15-8-2	2-2-0	4-4-0	1-4-0
vs #2/2 Baylor	11/30/19	74-59	w	DNP	2-1-0	8-5-2	20-13-0	2-0-0	5-5-0	3-1-0
at Temple	12/07/19	78-71	w	DNP	3-2-3	12-4-1	10-8-2	2-2-0	10-7-0	5-4-0
PURDUE	12/15/19	85-49	w	3-0-0	14-5-3	15-6-1	10-6-4	0-0-1	5-4-0	1-9-1

Opponent	Date	Score		21	24	32	52
				HERBERT HA	GRISSETT,L	WESOLEK,EL	HARRIS,TYA
ALABAMA STATE	11/05/19	103-43	w	13-5-2	10-7-1	7-1-1	11-5-4
at #4/5 Maryland	11/10/19	63-54	w	8-7-2	3-4-0	DNP	13-6-4
at Dayton	11/13/19	75-49	w	10-3-0	2-7-2	0-1-0	4-4-7
APPALACHIAN STATE	11/17/19	92-50	w	21-6-2	3-5-4	0-0-0	11-1-4
USC UPSTATE	11/21/19	112-32	w	13-6-2	7-3-2	0-2-0	18-7-6
at Clemson	11/24/19	84-48	w	13-9-1	6-5-1	3-2-1	12-4-4
vs #17/23 Indiana	11/28/19	57-71	L	13-8-1	1-2-0	DNP	5-1-5
vs Washington State	11/29/19	68-53	w	20-4-2	4-5-0	DNP	7-3-3
vs #2/2 Baylor	11/30/19	74-59	w	13-8-2	1-2-1	DNP	20-4-7
at Temple	12/07/19	78-71	w	15-7-1	0-3-2	DNP	21-3-7
PURDUE	12/15/19	85-49	w	12-5-2	11-8-1	DNP	14-2-5

**2019-20 Women's Basketball**  
**South Carolina Combined Team Statistics (as of Dec 15, 2019)**  
**All games**

<b>RECORD:</b>	<b>OVERALL</b>	<b>HOME</b>	<b>AWAY</b>	<b>NEUTRAL</b>
ALL GAMES	10-1	4-0	4-0	2-1
CONFERENCE	0-0	0-0	0-0	0-0
NON-CONFERENCE	10-1	4-0	4-0	2-1

##	Player	gp-gs	min	avg	Total		3-Point		F-Throw		Rebounds			pf	dq	a	to	blk	stl	pts	avg			
					fg-fga	fg%	3fg-fga	3fg%	ft-fga	ft%	off	def	tot									avg		
21	HERBERT HARRIGAN	11-11	288	26.2	61-116	.526	5-13	.385	24-33	.727	20	48	68	6.2	21	0	17	19	22	6	151	13.7		
04	BOSTON, Aliyah	11-11	249	22.6	63-97	.649	0-0	.000	21-29	.724	38	44	82	7.5	29	1	16	6	35	17	147	13.4		
52	HARRIS, Tyasha	11-11	308	28.0	51-121	.421	12-34	.353	22-24	.917	5	35	40	3.6	16	1	56	23	1	22	136	12.4		
01	COOKE, Zia	11-11	276	25.1	40-118	.339	11-32	.344	19-23	.826	14	19	33	3.0	22	0	26	20	4	14	110	10.0		
03	HENDERSON, Destan	11-0	280	25.5	38-87	.437	15-35	.429	13-20	.650	7	30	37	3.4	10	0	27	25	2	22	104	9.5		
12	BEAL, Brea	11-11	241	21.9	23-61	.377	6-21	.286	21-35	.600	13	53	66	6.0	14	0	17	20	6	7	73	6.6		
05	SAXTON, Victaria	11-0	159	14.5	24-40	.600	0-0	.000	10-20	.500	15	23	38	3.5	23	0	5	9	9	8	58	5.3		
24	GRISSETT, LeLe	11-0	186	16.9	20-39	.513	0-1	.000	8-17	.471	28	23	51	4.6	18	0	14	10	10	11	48	4.4		
15	AMIHERE, Laeticia	10-0	138	13.8	11-31	.355	1-4	.250	12-28	.429	12	32	44	4.4	22	0	6	17	10	6	35	3.5		
00	THOMPSON, Olivia	6-0	38	6.3	7-17	.412	5-13	.385	0-0	.000	0	1	1	0.2	1	0	3	1	1	0	19	3.2		
32	WESOLEK, Elysa	5-0	37	7.4	4-12	.333	2-6	.333	0-0	.000	2	4	6	1.2	3	0	2	4	0	3	10	2.0		
Team											33	27	60											
Total.....		11	2200		342-739	.463	57-159	.358	150-229	.655	187	339	526	47.8	179	2	189	158	100	116	891	81.0		
Opponents.....		11	2200		211-709	.298	52-182	.286	105-156	.673	170	237	407	37.0	208	6	94	193	35	60	579	52.6		

<b>TEAM STATISTICS</b>	<b>SC</b>	<b>OPP</b>	<b>Date</b>	<b>Opponent</b>	<b>Score</b>	<b>Att.</b>
SCORING	891	579	11/05/19	ALABAMA STATE	w 103-43	10586
Points per game	81.0	52.6	11/10/19	at #4/5 Maryland	w 63-54	7447
Scoring margin	+28.4	-	11/13/19	at Dayton	w 75-49	2331
FIELD GOALS-ATT	342-739	211-709	11/17/19	APPALACHIAN STATE	w 92-50	10498
Field goal pct	.463	.298	11/21/19	USC UPSTATE	w 112-32	10052
3 POINT FG-ATT	57-159	52-182	11/24/19	at Clemson	w 84-48	2830
3-point FG pct	.358	.286	@ 11/28/19	vs #17/23 Indiana	L 57-71	1924
3-pt FG made per game	5.2	4.7	@ 11/29/19	vs Washington State	w 68-53	1806
FREE THROWS-ATT	150-229	105-156	@ 11/30/19	vs #2/2 Baylor	w 74-59	2424
Free throw pct	.655	.673	12/07/19	at Temple	w 78-71	1802
F-Throws made per game	13.6	9.5	12/15/19	PURDUE	w 85-49	11306
REBOUNDS	526	407				
Rebounds per game	47.8	37.0				
Rebounding margin	+10.8	-				
ASSISTS	189	94				
Assists per game	17.2	8.5				
TURNOVERS	158	193				
Turnovers per game	14.4	17.5				
Turnover margin	+3.2	-				
Assist/turnover ratio	1.2	0.5				
STEALS	116	60				
Steals per game	10.5	5.5				
BLOCKS	100	35				
Blocks per game	9.1	3.2				
ATTENDANCE	42442	20564				
Home games-Avg/Game	4-10610	4-3602				
Neutral site-Avg/Game	-	3-2051				

\* = Conference game

@ = Paradise Jam (St. Thomas, U.S.V.I.)

^ = SEC Tournament (Greenville, S.C.)

<b>Score by Periods</b>	<b>1st</b>	<b>2nd</b>	<b>3rd</b>	<b>4th</b>	<b>Totals</b>
South Carolina	262	201	225	203	891
Opponents	130	152	132	165	579