



GAME 27 | THURSDAY, FEBRUARY 20, 2020

#1/1 SOUTH CAROLINA (25-1) VS. LSU (18-6)

7 P.M. | COLUMBIA, S.C. | COLONIAL LIFE ARENA (18,000)

TV: SEC NETWORK+ | RADIO: 1320 AM/107.5 FM (IN PROGRESS)
LIVE STATS: GAMECOCKS.STATBROADCAST.COM

ABOUT THIS GAME

- LSU leads the all-time series against the Gamecocks 22-13, but South Carolina is 10-5 against the Tigers in the Dawn Staley, including a current nine-game win streak.
- Forward Aliyah Boston is three blocks away from tying Alaina Coates' South Carolina freshman season record of 73.
- Senior Tyasha Harris is three steals away from moving into the program's all-time top 10 in career steals.
- Tonight is the Gamecocks' Play4Kay game to raise awareness and support for the fight against breast cancer.
- It is also Pet Appreciation Day with the first 500 fans getting a collapsible water bowl and the Flying Houndz Frizbee Dogs performing at halftime.

GAMECOCK NOTABLES

- With great team offensive balance and depth, no individual Gamecocks' numbers are particularly gaudy this season. With only Tyasha Harris ranked among the SEC's top 30 in minutes played, a better stat metric for South Carolina is average per 40 minutes. By that measure, Aliyah Boston is at 22.5 points and 15.4 rebounds per 40 minutes. Mikiah Herbert Harrigan sees her numbers rise to 19.6 points and 6.4 rebounds per 40 minutes.
- South Carolina head coach Dawn Staley is among 15 coaches on the Werner Ladder Naismith Women's Coach of the Year Late Season 2020 List.
- The Gamecocks have built a reputation for dominance in the first and third quarters this season, out-scoring opponents by 11.8 and 7.7 points in those periods, respectively. Opponents have scored just 10.8 points per first quarter against the Gamecocks this season. South Carolina averages 22.6 points in the first and 22.4 points in the third quarter. In SEC games, that third quarter number rises to 24.7 points.
- Senior Tyasha Harris is on all four national player of the year mid/late season watch lists, and South Carolina head coach Dawn Staley has been advocating for her to be strongly considered for SEC Player of the Year honors as well. With value that is not measured purely in her individual stats, Harris' steady, veteran hand at the point guard position has been a significant reason for the Gamecocks' success this season.
- Freshman Zia Cooke has been on fire from 3-point range of late, hitting 50.0 percent from beyond the arc over the last five games (11-of-22). She has hit a 3 from the left corner to start the Gamecocks' scoring each of the last two games.

<h2>1.19</h2> <p>Forward Aliyah Boston is ninth in the nation with 1.19 points per play.</p>	<h2>2.8</h2> <p>Senior point guard Tyasha Harris' 2.8 assist-to-turnover ratio is ranked ninth in the nation after she has had 21 assists and no turnovers over the last three games.</p>	<h2>7.0</h2> <p>Senior Mikiah Herbert Harrigan has averaged 7.0 rebounds per game over the last five outings, three of which were against ranked opponents.</p>
<h2>10</h2> <p>South Carolina's guards have out-scored the forwards in the paint 10 times this season.</p>	<h2>20</h2> <p>South Carolina's bench has out-scored its counterparts 20 times this season, including 10 SEC games and eight games against ranked opponents.</p>	<h2>80</h2> <p>South Carolina has drawn at least 10,000 fans for 80 consecutive regular-season games at Colonial Life Arena.</p>

GAMECOCKS

25-1, 12-0 SEC

Ranking: 1/1 (AP/Coaches)

Head Coach: Dawn Staley

Record at SC: 298-98 (12th)

Career Record: 470-178 (20th)

Top Scorer: Aliyah Boston (13.2)

Top Rebounder: Aliyah Boston (9.0)



TIGERS

18-6, 8-4 SEC

Ranking: -/- (AP/Coaches)

Head Coach: Nikki Fargas

Record at LSU: 166-112 (9th)

Career Record: 238-138 (12th)

Top Scorer: Khayla Pointer (15.5)

Top Rebounder: Ayana Mitchell (8.9)



SCHEDULE/RESULTS

Nov. 5	Alabama State (SECN+)	W, 103-43
Nov. 10	at #4/5 Maryland (ESPN)	W, 63-54
Nov. 13	at Dayton	W, 75-49
Nov. 17	Appalachian State (SECN+)	W, 92-50
Nov. 21	USC Upstate (SECN+)	W, 112-32
Nov. 24	at Clemson (ACCN)	W, 84-48

Paradise Jam (St. Thomas, U.S.V.I.)

Nov. 28	vs. #17/23 Indiana	L, 57-71
Nov. 29	vs. Washington State	W, 68-53
Nov. 30	vs. #2/2 Baylor	W, 74-59

Dec. 7	at Temple	W, 78-71
Dec. 15	Purdue (SECN+)	W, 85-49
Dec. 19	Duke (SECN)	W, 89-46
Dec. 22	#25/21 S. Dakota (SECN+)	W, 73-60
Jan. 2	#13/13 Kentucky* (SECN)	W, 99-72
Jan. 5	at Alabama* (SECN)	W, 93-78
Jan. 9	#21/21 Arkansas* (SECN+)	W, 91-82
Jan. 12	at Vanderbilt* (SECN)	W, 93-57
Jan. 16	at Missouri* (SECN)	W, 78-45
Jan. 20	#9/9 Mississippi St.* (ESPN2)	W, 81-79
Jan. 26	at Georgia* (SECN)	W, 88-53
Jan. 30	at Ole Miss* (SECN+)	W, 87-32
Feb. 2	#22/22 Tennessee* (ESPN2)	W, 69-48
Feb. 6	at #25/- Arkansas* (SECN)	W, 86-65
Feb. 10	#5/6 UConn (ESPN2)	W, 70-52
Feb. 13	Auburn* (SECN)	W, 79-53
Feb. 17	Vanderbilt* (SECN)	W, 95-44
Feb. 20	LSU* (SECN+)	7 p.m.
Feb. 23	at Kentucky* (ESPN2 or SECN)	2 p.m.
Feb. 27	at Florida* (SECN+)	6 p.m.
Mar. 1	Texas A&M* (ESPN2)	Noon

SEC Tournament (Greenville, S.C.)

Mar. 4-8	SEC Tournament	TBA
----------	----------------	-----

All Times Listed as Eastern and are subject to change












* indicates SEC Game

SECN is SEC Network; SECN+ is SEC Network online via ESPN app

TALE OF THE TAPE

SOUTH CAROLINA	83.2	.469	.365	.692	14.9	55.6	.331	.295	+12.7	16.3	+3.0	8.4	9.4
	Points	FG%	3FG%	FT%	FT Made Per Game	Scoring Defense	FG% Defense	3FG% Defense	Rebound Margin	Assists	TO Margin	Blocks	Steals
LSU	66.0	.434	.297	.595	13.2	58.5	.391	.296	+6.6	12.8	+1.7	3.6	8.5

2019-20 South Carolina Media Roster

0		<p>Olivia Thompson 5-8 • Fr. • Guard • Lexington, S.C.</p> <p>PPG 1.8 RPG 0.2 APG 0.3 FG% .297 FT% --</p>	<p>LAST GM: 10 mins, 1 asst vs. Vandy NOTABLE: Prolific outside shooter ... has played in 17 games, including 9 SEC games, hitting a 3 in 7 gms ... All-time top scorer in Lexington HS history ... 2019 SCBCA Class 5A Player of the Year ... 3x SCBCA All-State.</p>	<p>Career Highs Pts: 10 vs. Alabama St., 11/5/19 Ast: 2 vs. USC Upstate, 11/21/19 Stl: - Reb: 3, 2x, vs. Tennessee, 2/2/20 Min: 14 at Ole Miss, 1/30/20</p>
1		<p>Zia Cooke 5-9 • Fr. • Guard • Toledo, Ohio <i>ZY-ub COOK</i></p> <p>PPG 12.5 RPG 3.2 APG 2.0 FG% .383 FT% .720</p>	<p>LAST GM: 10 pts, 2 rebs vs. Vandy NOTABLE: Explosive, athletic guard ... 19 gms of 10+ pts, 4 20-pt games ... 11 games 3+ assists ... in SEC, 14.7 ppg (13th) ... #4 in 2019 class ... 2019 Naismith HS POY finalist, consensus All-American ... 2 USAB gold medals.</p>	<p>Career Highs Pts: 27 at Dayton, 11/13/19 Ast: 5 vs. USC Upstate, 11/21/19 Stl: 4 vs. USC Upstate, 11/21/19 Reb: 7 at Dayton, 11/13/19 Min: 34 vs. Indiana, 11/28/19</p>
3		<p>Destanni Henderson 5-7 • So. • Guard • Fort Myers, Fla. <i>DES-tuh-nee</i></p> <p>PPG 8.4 RPG 3.2 APG 2.8 FG% .418 FT% .647</p>	<p>LAST GM: 12 pts, 7 rebs, 6 assts vs. Vandy NOTABLE: Confident, explosive guard ... top scorer off the bench, 2nd on team in assists ... 9 games of 10+ points ... vs SEC - 3.7 apg (12th), 2.3 assist-to-TO ratio (5th) ... 2019 SEC All-Freshman Team.</p>	<p>Career Highs Pts: 19 at Arkansas, 2/3/19 Ast: 8 vs. Kentucky, 1/2/20 Stl: 5 at Temple, 12/7/19 Reb: 7 vs. Vanderbilt, 2/17/20 Min: 32 vs. Baylor, 11/30/19</p>
4		<p>Aliyah Boston 6-5 • Fr. • For. • St. Thomas, U.S.V.I. <i>uh-LEE-uh</i></p> <p>PPG 13.2 RPG 9.0 BPG 2.7 FG% .630 FT% .789</p>	<p>LAST GM: 12 pts, 14 rebs, 2 blks vs. Vandy NOTABLE: Physical post, loves contact ... 5x SEC Fr. of Week ... 7th in NCAA in FG%, 17th in bpg ... 11 double-doubles, 6 vs. SEC ... avg dbl-dbl vs. SEC ... Leslie, Drysdale, Wooden watch lists ... 4 golds with USAB.</p>	<p>Career Highs Pts: 21 vs. Mississippi St., 1/20/20 Reb: 25 vs. Arkansas, 1/9/20 Blk: 10 vs. Alabama St., 11/5/19 Stl: 4 at Georgia, 1/26/20 Min: 37 vs. UConn, 2/10/20</p>
5		<p>Victoria Saxton 6-2 • So. • Forward • Rome, Ga. <i>vic-TAR-ee-uh</i></p> <p>PPG 5.5 RPG 3.7 BPG 1.2 FG% .568 FT% .563</p>	<p>LAST GM: 8 pts, 5 rebs, 3 blks vs. Vandy NOTABLE: Lithe, athletic forward, quick off the floor ... has played in every game, scoring in double figures 5 times, including 2 SEC ... 1st career double-double at Mizzou (Jan. 16) ... 2019 SEC All-Freshman Team.</p>	<p>Career Highs Pts: 19 at Arkansas, 2/3/19 Reb: 10 at Mizzou, 1/16/20 Blk: 5 vs. Clemson, 11/15/18 Stl: 3, 2x, vs. Auburn, 2/13/20 Min: 27 vs. Kentucky, 2/21/19</p>
12		<p>Brea Beal 6-1 • Fr. • Guard • Rock Island, Ill. <i>BREE</i></p> <p>PPG 6.2 RPG 5.4 APG 1.0 FG% .393 FT% .547</p>	<p>LAST GM: 4 pts, 4 rebs, 1 blk vs. Vandy NOTABLE: Big, physical guard ... delivers intangibles, draws toughest defensive role ... third in team in rebounding ... #11 overall in 2019 class ... consensus All-American (2019) ... 3x Illinois Ms. Basketball.</p>	<p>Career Highs Pts: 15 vs. Kentucky, 1/2/20 Ast: 4, 2x, vs. App St., 11/17/19 Stl: 3, 4x, vs. vs. Miss St, 1/20/20 Reb: 13 at Mizzou, 1/16/20 Min: 32 vs. Indiana, 11/28/19</p>
15		<p>Laeticia Amihere 6-4 • R-Fr. • For. • Mississauga, Ontario <i>lub-TEE-shub ah-MEE-bear</i></p> <p>PPG 5.2 RPG 4.0 BPG 1.1 FG% .449 FT% .527</p>	<p>LAST GM: 9 pts, 7 rebs, 2 blks vs. Vandy NOTABLE: Explosive, athletic with great length and wingspan (6'10") ... vs SEC - 7.1 ppg, 1.3 bpg (12th) ... #10 overall in 2019 class ... Missed 3 games in Feb. to help Canada qualify for the 2020 Tokyo Olympics.</p>	<p>Career Highs Pts: 16 at Ole Miss, 1/30/20 Reb: 9 vs. Purdue, 12/15/19 Blk: 3, 2x, at Ole Miss, 1/30/20 Asst: 3, 2x, vs. Duke, 12/19/19 Min: 22 at Ole Miss, 1/30/20</p>
21		<p>Mikiah Herbert Harrigan 6-2 • Sr. • For. • Pembroke Pines, Fla. <i>muh-KEE-uh</i></p> <p>PPG 12.6 RPG 5.7 BPG 1.7 FG% .506 FT% .785</p>	<p>LAST GM: 9 pts, 5 rebs, 3 assts vs. Vandy NOTABLE: Agile forward, solid mid-range and 3-pt shooter ... career-high points and rebounding averages ... 20th in SEC in ppg ... 20 gms of 10+ pts ... last 5 gms - 7.0 rpg, 2.6 apg ... Preseason All-SEC 2nd Team.</p>	<p>Career Highs Pts: 27 vs. Arkansas, 3/8/19 Reb: 16 at Texas A&M, 1/3/19 Blks: 6 at Texas A&M, 1/3/19 Ast: 4 at Purdue, 12/16/18 Min: 45 at Purdue, 12/16/18</p>
24		<p>LeLe Grissett 6-2 • Jr. • Guard • Durham, N.C. <i>LEE-lee grih-SET</i></p> <p>PPG 6.1 RPG 3.9 APG 1.0 FG% .619 FT% .722</p>	<p>LAST GM: 14 pts, 3 blks, 2 rebs vs. Vandy NOTABLE: Long, versatile and high energy guard ... has scored in double figures 7 times; scored at least 7 points in 6 SEC games ... 2.2 offensive rebounds per game (2nd on team) ... last 2 gms - 12.5 ppg, 84.6 FG% (11-of-13).</p>	<p>Career Highs Pts: 22 at Vanderbilt, 1/18/18 Reb: 10 vs. Baylor, 12/2/18 Ast: 4 vs. App State, 11/17/19 Stl: 4 vs. Alabama St., 11/10/17 Min: 29 vs. Tennessee, 1/14/18</p>
32		<p>Elysa Wesolek 6-1 • So. • Forward • Charleston, S.C. <i>uh-LISS-uh WES-uh-leck</i></p> <p>PPG 1.6 RPG 0.9 APG 0.3 FG% .360 FT% 1.00</p>	<p>LAST GM: 5 pts, 1 reb, 12 mins vs. Vandy NOTABLE: Solid-shooting forward ... has played in 15 games this season, including 8 SEC games ... has scored in 6 games ... season-high with 12 mins vs. Vanderbilt ... 2 5-point games vs. SEC.</p>	<p>Career Highs Pts: 10 vs. ETSU, 11/22/18 Ast: 1, 6x, at Mizzou, 1/16/20 Stl: 2 vs. USC Upstate, 11/21/19 Reb: 2, 5x, at Vandy, 1/12/20 Min: 12 vs. Vanderbilt, 2/17/20</p>
52		<p>Tyasha Harris 5-10 • Sr. • Guard • Noblesville, Ind. <i>ty-A-shub</i></p> <p>PPG 12.1 RPG 3.6 APG 5.4 FG% .424 FT% .906</p>	<p>LAST GM: 12 pts, 5 assts, 2 stls vs. Vandy NOTABLE: Commanding point guard, clutch scorer ... on all national POY watch lists ... 19th in NCAA in apg, 9th A:TO (2.8) ... 5.7 apg vs. SEC ... program career assist record (654), 3rd among active NCAA players.</p>	<p>Career Highs Pts: 28 vs. Tennessee, 1/14/18 Ast: 14 at Tennessee, 2/24/19 Stl: 6, 2x, vs. Sav. St., 12/17/17 Reb: 13 vs. Arkansas, 1/25/18 Min: 46 at Purdue, 12/16/18</p>

QUICK FACTS

The University

Location: Columbia, S.C.
Founded: 1801
Enrollment: 34,795
Colors: Garnet (PMS 202C) and Black
Nickname: Gamecocks
Conference: Southeastern
President: Bob Caslen
Athletics Director: Ray Tanner
Exec. Assoc. AD/SWA: Maria Hickman
Facility: Colonial Life Arena (18,000)

Coaching Staff

Head Coach: Dawn Staley
Alma Mater: Virginia, 1992
Overall Record: 470-178 (20th season)
School Record: 298-98 (12th season)
Assoc. Head Coach, Alma Mater:
 Lisa Boyer, Ithaca, 1979 (12th season)
Assistant Coaches, Alma Mater:
 Fred Chmiel, Excelsior, 2001 (5th season)
 Jolette Law, Iowa, 1990 (3rd season)

Team Information

2018-19 Record: 23-10
 Home: 13-4 Away: 9-2 Neutral: 1-4
SEC Record (Finish): 13-3 (2nd)
 Home: 6-2 Away: 7-1
Letterwinners Returning/Lost: 6/7
Starters Returning/Lost: 2/3

Program History

First Year of Women's Basketball: 1974-75
All-Time Record: 878-527 (46th season)
All-Time SEC Record: 198-67 (28th season)
NCAA Appearances (Last): 16 (2019)
NCAA Tournament Record: 28-14
2019 NCAA Result: Sweet 16, L, 68-93 vs. Baylor, Greensboro, N.C.
WNIT Appearances (Last): 4 (2011)
WNIT Record: 3-4

Media Relations

Women's Basketball Contact: Diana Koval
Office: 803.777.7977
Cell: 314.369.6050
Email: dkoval@mailbox.sc.edu
Press Row Phone: 803.777.6182
Women's Basketball on Social Media:
Twitter: @GamecockWBB
Instagram: @GamecockWBB
Facebook: @GamecockWBB
Head Coach on Social Media:
Twitter: @DawnStaley
Instagram: @Staley05
Athletics Department on the Web:
Website: GamecocksOnline.com
Twitter: @GamecocksOnline
Instagram: @GamecocksOnline
Facebook: Facebook.com/GamecocksOnline
YouTube: YouTube.com/GamecocksOnline

Current Streaks

	Total	Home	Road	Neut.
Overall	W19	W15	W13	W2
SEC	W12	W6	W11	—
Non-Conference	W7	W13	W4	W2
Ranked Teams	W8	W7	W2	W1

Five-Second Count

South Carolina women's basketball is in the midst of its most successful era, claiming at least 20 wins for the last nine seasons, including this one. The Gamecocks have played in the NCAA Elite Eight three times in the last five seasons, including winning the 2017 National Championship, and have been ranked in the AP Top 25 for 147 consecutive weeks, the fourth-longest active streak in the nation. Staley has led the Gamecocks to their only No. 1 rankings in program history (12 weeks in 2014-15, 6 weeks in 2019-20), four SEC regular-season titles and four straight SEC Tournament Championships, making South Carolina the first program to win four consecutive tournament crowns in league history.

Under Staley's leadership, five Gamecocks have earned All-America status, two have earned SEC Player of the Year honors and 15 have picked up All-SEC recognition. Six Gamecocks have been selected in the WNBA Draft in the last four years, including 2018 No. 1 overall pick A'ja Wilson, who went on to become the Gamecocks' second-straight WNBA Rookie of the Year.

LSU Series Notes

The Tigers lead the series 22-13, but the Gamecocks have won nine straight by an average of 20.2 points. South Carolina is 10-5 against LSU in the Staley era.

In their last meeting, then-#21/25 South Carolina locked up LSU in the first quarter while the Gamecocks shot 76.9 percent in the period. The opening 29-11 advantage delivered a 76-53 victory in Baton Rouge on Jan. 13, 2019.

Carolina's results vs. LSU in the last three seasons:

Date	W/L	Score	Site	Rank (SC/LSU)
1/13/19	W	76-53	A	21/-
2/22/18	W	57-48	H	7/24
1/15/17	W	84-61	A	5/-

Home Sweet Home

The Gamecocks are 468-164 (.741) all-time in home games, including a 156-33 mark under head coach Dawn Staley. Staley's .825 winning percentage at home is second among the program's seven all-time head coaches (Pam Parsons, (41-7) .854).

At Colonial Life Arena, which opened for the 2002-03 season, South Carolina is 219-66 (.768) all-time with Staley boasting a 153-33 (.823) mark.

This season, the Gamecocks are 13-0 at home, including a 6-0 mark against nationally ranked opponents.

Staley's 20th

Celebrating her 20th season as a head coach this season, Dawn Staley averaged 23.4 wins through her first 19 seasons. With a .725 (470-178) winning percentage in that time, she is 15th among active NCAA Div. I head coaches with at least 10 years of experience.

In her 12th season at South Carolina, she is the program's all-time winningest coach (298) with a program-record nine postseason appearances (8 NCAA/1 WNIT). She accounts for both of the Gamecocks' Final Four appearances (2015, 2017) and the first national championship in program history (2017).

Staley has won 134 SEC games to rank second among active league coaches (Gary Blair, Texas A&M, 139) and seventh all-time. Her 11.1 SEC wins average is the best all-time among coaches with at least 10 seasons in the league, and her .720 winning percentage (134-52) is second only to Tennessee's Pat Summitt (.874) in league history.

Ranking Review

The Gamecocks are ranked No. 1 in this week's AP Poll, marking their sixth week at the top of the poll this season and 18th in program history.

South Carolina has appeared in the AP Poll for 147 consecutive weeks, the fourth-longest active streak in the nation. Under Staley, the Gamecocks have appeared in 152 AP polls, including 76 in the top five.

The Gamecocks are No. 1 in this week's USA Today/WBCA Poll.

Schedule Strength

South Carolina's strength of schedule ranks 13th in the nation, and the Gamecocks' 12 games against top-50 RPI teams are third-most in the country. Their 11 wins over top-50 RPI teams leads the country (Maryland, 10) and includes five against top-25 RPI opponents.

The Gamecocks have more games played against ranked opponents (10) and wins vs. those teams (9) than anyone else in the current AP Top 25. Oregon is next in line in the wins category with eight.

Ranked Readings

South Carolina is 72-61 against nationally ranked opponents under head coach Dawn Staley, although that record is skewed by the early seasons of her tenure. The Gamecocks are 57-22 (.722) versus ranked foes since the start of the 2014-15 campaign, including a 22-16 mark against top-10 opponents during that time.

This season, South Carolina is 9-1 against ranked teams, with three wins coming over teams ranked in the top five

GAMECOCKS IN THE RANKINGS (as of 2/17)

Team	SEC	NCAA	Actual	Aliyah Boston	SEC	NCAA	Actual
Scoring Offense	2	5	83.2	Points Per Game	14	—	13.2
Scoring Defense	1	19	55.6	Rebounds Per Game	3	61	9.0
Scoring Margin	1	3	+27.6	Field Goal Percentage	2	7	.630
Field Goal Percentage	1	10	.469	Blocked Shots Per Game	2	17	2.7
Field Goal %age Def.	2	5	.331	Offensive Rebs. Per Game	4	29	3.8
3-Point FG %age	2	22	.365	Double-Doubles	3	28	11
3-Point FG %age Def.	6	94	.295				
3-Point FG Made/Gm.	7	203	5.5	Zia Cooke	SEC	NCAA	Actual
Free Throw Percentage	8	176	.692	Points Per Game	22	—	12.5
Rebounding Offense	1	2	47.1				
Rebounding Defense	5	—	34.4	Tyasha Harris	SEC	NCAA	Actual
Rebounding Margin	1	3	+12.7	Points Per Game	26	—	12.1
Assists Per Game	2	30	16.3	Assists Per Game	1	19	5.4
Steals Per Game	4	74	9.4	Assist-to-Turnover Ratio	1	9	2.8
Turnover Margin	4	59	+3.0				
Turnovers Per Game	—	33	13.3	M. Herbert Harrigan	SEC	NCAA	Actual
Assist-to-Turnover Ratio	1	20	1.2	Points Per Game	20	—	12.6
Blocked Shots Per Game	1	1	8.4	Field Goal Percentage	8	72	.506
Home Attendance Avg.	1	1	11,848	Blocked Shots Per Game	9	75	1.7

at the time – then-#4/5 Maryland (Nov. 10), then-#2/2 Baylor (Nov. 30) and then-#5/6 UConn (Feb. 10).

Five of the 10 ranked games came in non-conference action, the most of any SEC team this season. Carolina has more top-25 wins than any team in the league. LSU is next in line with four top-25 victories.

SEC Status

SEC coaches and media were split on who will win the 2020 SEC regular season, but they agree that the Gamecocks will be in the mix.

SEC media members selected the Gamecocks to return to the throne ahead of Texas A&M and Mississippi State. SEC coaches reversed the top two positions. Both groups tapped Tyasha Harris for First-Team All-SEC and Mikiah Herbert Harrigan for a spot on the All-SEC Second Team.

RPI Ratings

The Gamecocks are second in the RPI this week. Around the SEC, Mississippi State comes in at 10 and Texas A&M is at 18 to round out league teams in the top 20. LSU (22), Kentucky (28), Arkansas (38) and Tennessee (47) are also inside the top 50.

Oh Captain, My Captain

South Carolina named two team captains this season – Tyasha Harris and Victoria Saxton. This is Harris' third season as a team captain.

5 = 1

The Gamecocks' five freshmen – Laeticia Amihere, Brea Beal, Aliyah Boston, Zia Cooke and Olivia Thompson –

make up the No. 1 recruiting class in the nation, which includes four of the top 11 signees in the Class of 2019.

Expectations are high outside the program, and they don't dip much from those who have watched the class' progression through the preseason. Turning heads in the weight room and on the court, all five have come to the program eager to learn and thrive.

Veteran Vibes

While the No. 1 freshman class is the new, shiny part of the Gamecocks' program, the two seniors at the top of the experience ladder have impressive credentials of their own, including a glut of big-game experience.

Tyasha Harris and Mikiah Herbert Harrigan, who rank eighth and 15th, respectively, among active NCAA Div. I players in games played, were part of the Gamecocks' 2017 NCAA National Championship and have led teams that have never been ranked outside the top 25, including all three seasons with a final ranking in the top 16.

The duo was part of two of the Gamecocks' four straight SEC Tournament titles. They opened their careers with an SEC regular-season crown and have never finished lower than second in the league.

In 51 career games against ranked opponents, during which the Gamecocks have gone 34-17, Harris averages 9.9 points and 4.7 assists. Herbert Harrigan's 51 career games against ranked opponents has her at 8.1 points and 1.4 blocks per game. Those numbers rise sharply since she became a regular starter in 2018-19 to 11.5 points and 1.7 blocks per game.

Freshman Follies

The three freshmen starters – Brea Beal, Aliyah Boston and Zia Cooke – wasted little time establishing themselves among the pantheon of top freshmen on program history.

Boston exploded onto the scene with the first triple-double in a college debut in NCAA Div. I women's basketball history with her 12 points, 12 rebounds and 10 blocks. Her block total in that game matched the overall Gamecock single-game record (Coates vs. Winthrop, 12/13/15), and she is just three blocks shy of the program's single-season freshman record (Coates, 73, 2013-14).

With 11 double-doubles on the season and six in SEC play, Boston has already topped both Carolina freshman records, previously held by Coates.

Cooke poured in 27 points at Dayton (Nov. 13), the most by a Gamecock freshman since Kelsey Bone's 27 against North Carolina on Dec. 9, 2009. The effort was fueled by five 3s, the most by a Gamecock freshman since Tina Roy hit five against Presbyterian on Nov. 27, 2011.

With 20 points in her second SEC outing, she matched A'ja Wilson and Coates for earliest career 20-point SEC game and became just the 11th Gamecock freshman to score 20 points against an SEC opponent. With 21 points against #21/21 Arkansas and 20 against #22/22 Tennessee, Cooke tied Wilson for the Gamecock freshman record of three 20-point SEC games.

Beal became the first Gamecock freshman since A'ja Wilson (2014-15) to post back-to-back 10-rebound games with her 10 boards at #4/5 Maryland (Nov. 10) and at Dayton (Nov. 13).

THE STARTING 5...

ZIA COOKE

- 14.7 ppg vs. SEC (13th)
- 1.9 3FGs/gm vs. SEC (6th)
- 4 20-point games, 3 in SEC
- Team's top scorer 7 times in SEC play, 10 games total

BREA BEAL

- Takes on opponents' top offensive threat
- 5.4 rpg (3rd on team)
- 4 double-digit rebound gms, including 2 in SEC

ALIVAH BOSTON

- Avg. double-double vs. SEC
- Avg. dbl-dbl vs. ranked teams
- 10.3 rpg vs. SEC (3rd) ... *best among league freshmen*
- Most freshman double-doubles in school history (11)

MIKIAH HERBERT HARRIGAN

- 12.5 ppg vs. SEC (22nd)
- 21 double-digit scoring games, 3 20-point games
- 1.4 blocks per game (10th SEC)
- 1.6 assists per game

TYASHA HARRIS

- 5.4 apg (1st SEC, 19th NCAA)
- 2.8 assist-to-turnover ratio (9th in NCAA)
- 12.1 ppg ... *career high*
- 5.7 apg vs. SEC (1st)
- 20 double-digit scoring gms

First Things First

The Gamecocks have been locked in from the opening tip this season, out-scoring opponents in the first quarter by an average of 11.8 points (12.7 in SEC games) and never trailing after the game's first 10 minutes. South Carolina averages 22.6 points on 48.9 percent shooting in the first period. The third quarter has been the next most productive with a +7.7 scoring margin and 22.5 points per game.

South Carolina's best offensive first quarter was a 35-point outing against Appalachian State (Nov. 17). In SEC play, it was a 31-point effort against Arkansas (Jan. 9).

Defensively, South Carolina has held an opponent to single digits in the first quarter 12 times, including six SEC games and two games against ranked opponents. The Gamecocks held Ole Miss (Jan. 30) scoreless in the first quarter and #5/6 UConn (Feb. 10) to two points.

Depth Squad

The power of the Gamecocks this season is in the diversity of ways they can win games. That versatility expands beyond the five starters to the South Carolina bench, which allows for little dropoff regardless of position.

Four of the six non-starters have played in every game in which they have dressed (Amihere missed four games while competing with Team Canada), and all four average at least 5.2 points. As a unit, the bench averages 26.5 points and 20.2 rebounds and shoot 47.6 percent from the field, including 33.1 percent (45-of-136) from 3-point range. By comparison, opposing benches average 15.9 points and 15.3 rebounds on 30.3 percent shooting and just 27.3 percent from 3-point range.

South Carolina's bench has out-scored its counterparts 20 times this season, including 10 times in SEC play and

eight games against ranked foes. Six games have seen the bench out-score the opponent's starting lineup, including two SEC games. In the Feb. 17 game against Vanderbilt, the Gamecock bench out-scored the Gamecock starters 48-47, playing just four fewer minutes than the starters.

In four games, a non-starter has led or shared the team lead in scoring.

Boardroom

One of the proof points for the commitment to winning by every Gamecock on the roster is the stat that most coaches will say is defined by effort – rebounding.

South Carolina's +12.7 rebounding margin is third in the nation and rises to +15.4 in SEC games. The Gamecocks average an SEC-best 47.1 rebounds to rank second in the country.

Offensive rebounding has been the team's calling card, leading the nation with a 44.7 percent rebounding rate and averaging 16.7 second-chance points. On the other side of the court, the Gamecocks have allowed just 8.7 second-chance points per game.

Aliyah Boston leads the way on the glass with 9.0 rebounds per game to rank third in the SEC. Her 3.8 offensive rebounds per game at fourth in the conference (29th in the country) and have directly led to 4.3 of her 13.6 points per game.

Paint Ball

While the Gamecocks did take a preseason team-bonding trip to play traditional paint ball, now that the season has started, they're in more of a basketball mind about that phrase now – and not just the forwards.

South Carolina has scored 41.8 of its 83.2 points per game in the paint, which equates to 50.3 percent of the

offense and 66.7 percent of made field goals. At least half the team's field goals have come from the paint in all but one game this season, including 16 games with at least two-thirds of them coming inside.

The Gamecocks' aggressive guard lineup accounts for 48.0 percent of those paint field goals (20.1 points per game), compared to 52.0 percent of paint field goals from the forwards (21.7 ppg). The guards have matched or out-scored the forwards in the paint 10 times this season.

NATIONAL RANKINGS

Associated Press Poll (Feb. 17)

1. South Carolina	24-1
2. Baylor	23-1
3. Oregon	24-2
4. Stanford	23-3
5. Louisville	23-3
6. UConn	21-3
7. Maryland	22-4
8. UCLA	21-3
9. Mississippi State	22-4
10. NC State	22-3
11. Arizona	21-4
12. DePaul	24-3
13. Gonzaga	25-2
14. Kentucky	19-5
15. Oregon State	19-6
16. Texas A&M	20-5
17. Florida State	20-5
18. Northwestern	22-3
19. Iowa	21-5
20. South Dakota	24-2
21. Arizona State	18-8
22. Arkansas	20-5
23. Missouri State	21-3
24. Indiana	20-7
25. Princeton	19-1

WBCA/USA Today Coaches' Poll (Feb. 18)

1. South Carolina	24-1
2. Baylor	23-1
3. Oregon	24-2
4. Stanford	23-3
5. UConn	21-3
6. Louisville	23-3
7. UCLA	21-3
8. Maryland	22-4
9. Mississippi State	22-4
10. NC State	22-3
11. Arizona	21-4
12. DePaul	24-3
13. Gonzaga	25-2
14. Oregon State	19-6
15. South Dakota	24-2
16. Kentucky	19-5
17. Texas A&M	20-5
18. Missouri State	21-3
19. Florida State	20-5
20. Northwestern	22-3
21. Iowa	21-5
22. Florida Gulf Coast	26-2
23. Princeton	19-1
24. Arizona State	18-8
25. Arkansas	20-5

2019-20 DOUBLE-DOUBLES

Aliyah Boston (10)

11/5	Alabama State	12 pts/12 rebs/10 blks
11/17	Appalachian State	14 pts/10 rebs
11/21	USC Upstate	18 pts/10 rebs
11/30	vs. #2/2 Baylor	20 pts/13 rebs
1/5	at Alabama	17 pts/12 rebs
1/9	#21/21 Arkansas	19 pts/25 rebs
1/16	at Missouri	10 pts/10 rebs

1/20	#9/9 Mississippi State	21 pts/12 rebs
2/6	at #25/- Arkansas	18 pts/15 rebs
2/10	#5/6 UConn	13 pts/12 rebs
2/17	Vanderbilt	12 pts/14 rebs

Victoria Saxton (1)

1/16	at Missouri	10 pts/ 10 rebs
------	-------------	-----------------

FROM THE WEIGHT ROOM...

The Gamecocks' athleticism and physicality are both natural and fine-tuned by hours in the weight room under the guidance of sports performance coach Molly Binetti. A few key measurements from the team...

Wingspan

Laeticia Amihere – 6-foot-10
Aliyah Boston – 6-foot-9.5
Victoria Saxton – 6-foot-5
Mikiah Herbert Harrigan – 6-foot-4

Jumps

8 of 12 Gamecocks have a standing, two-foot vertical jump over 24 inches with Victoria Saxton leading the way at 28 inches. She can also touch 10-foot-5.

Amihere 410-pound deadlift; Harris 510-pound belt squat

10 of 12 Gamecocks bench press over 135 pounds – BEST: Harris, 175 pounds

Speed

The Gamecock guards have serious speed in the open court. Brea Beal, Zia Cooke, Tyasha Harris and Destanni Henderson all registered 3/4-court sprint times between 3.1 and 3.14 seconds

4 Gamecocks have broad jumps greater than eight feet. Saxton again leads the way at 9-foot-1

11 of 12 Gamecocks can bench press 50-pound dumbbells 20 times – BEST: Harris 60-pounds x20

Strength

10 of 12 Gamecocks deadlift or squad over 300 pounds – BEST:

11 of 12 Gamecocks can do multiple chin-ups – BEST: Harris/Henderson 10 reps with weight

Gamecocks in 2019-20 National Polls

Poll	Pre	11/12	11/19	11/26	12/3	12/10	12/17	12/24	12/31	1/7	1/14	1/21	1/28	2/4	2/11	2/18	2/25	3/4	3/11	3/19
Associated Press	8	6	5	5	6	5	5	4	4	4	1	1	1	1	1	1				
Coaches	10	(no poll)	6	6	7	6	6	5	5	5	2	2	2	2	1	1				

Block Party

The Gamecocks have been busy in the paint on the defensive end as well, blocking 8.4 shots per game to lead the nation. Tennessee is second at 7.2.

South Carolina opened the season by tying the school record for blocked shots in a game (16 vs. Alabama State, Nov. 5) then broke that record three games later with 17 against Appalachian State (Nov. 17). They have blocked at least 10 shots a total of seven times this season, including three SEC games.

The Gamecocks' top shot blocker, Aliyah Boston, is 17th in the country with 2.7 blocks per game. She has blocked three or more shots 11 times this season, including four SEC games.

Boston is not alone in her swat status, though, as all 11 active Gamecocks have blocked at least one shot this season. Senior Mikiah Herbert Harrigan joins Boston in the SEC's top 10 as her 1.7 blocks per game come in ninth in the league. In SEC games, two other Gamecocks have surged in the stat with Victoria Saxton blocking 1.7 per league game (5th) and Laeticia Amihere swatting 1.3 per SEC outing (12th).

Free for All

Yet again, South Carolina is among the country's best at getting to the free throw line, and it is a full team effort.

The Gamecocks are eighth in the nation in free throws made (383) and free throw attempts (561).

No one Gamecock is dominating either category – in fact no Gamecock meets the SEC minimum to be ranked in free throw percentage for the season. Zia Cooke and leads the team in attempts with 82 and just edges out Aliyah Boston for the team in made free throws, 59 to 56.

Five Gamecocks are shooting better than 70.0 percent from the free throw line, led by Tyasha Harris' 90.6 percent (48-of-53), including 23-of-24 (.958) in SEC games.

Sixth Woman

The high-octane Gamecock offense has been fueled by selflessness. Seven games this season have seen six Gamecocks score in double figures – the most in the Dawn Staley era – including one SEC contest (#13/13 Kentucky, Jan. 2).

At least five Gamecocks have scored in double figures a total of 14 times this season, topping last season's three games of five double-digit scorers. Seven of those 14 games have come during SEC play.

Career Record Watch

In addition to both reaching the 1,000-point plateau this season, seniors Tyasha Harris and Mikiah Herbert Harrigan are moving quickly up several career charts in their final season with the Garnet and Black.

With the sixth of her seven assists at Georgia (Jan. 26), Harris became the program's all-time career assist record holder. Currently sitting at 654, she joins Cristina Ciocan as the only Gamecocks to record 600 assists and 1,000 points in their careers.

As a regular starter each of the last three seasons, Harris is among the program's top five in games started (3rd, 120) and top 10 in minutes played (4th, 3962). She moved into the career top 10 in games played (8th, 132) and is three steals away from that top 10 as well.

Herbert Harrigan has 195 career blocks, which is third in program history, 15 behind Alaina Coates (2014-17) in the No. 2 spot (210).

Herbert Harrigan is one of five Gamecocks all-time to post at least 1,000 points and 100 blocks in their careers, and she has a chance to join Coates and A'ja Wilson as the only Gamecocks with 1,000 points and 200 blocks.

Woman Up!

South Carolina head coach Dawn Staley picked "Woman Up!" as this season's theme to recognize how inspired her team is to work hard toward its goals and how they inspire her, each other and the community at large to pursue something greater.

The theme reminds the team to compete relentlessly, stay disciplined to its goals and lift each other up as they pursue their dreams.

As always, Staley invites fans of the program to do the same in their lives and in their support of the team – commit to your goals, support others and dream big.

To launch the theme, each Gamecock told her **Woman Up!** story for a video series. Visit GamecocksOnline.com/WomanUp to watch all 13 short videos in the series.

We're Jammin'

The Gamecocks joined seven other teams in St. Thomas, U.S.V.I., in one of the most stacked Thanksgiving tournaments this season and came out as the Reef Division champs.

South Carolina went 2-1 at the event, highlighted by a smothering defensive effort that held then-#2/2 Baylor to its lowest scoring mark since the end of the 2015-16 season and secured a 15-point victory.

Freshman Aliyah Boston, playing in her hometown, was named MVP of the division, averaging 15.0 points and 7.7 rebounds in just 22.3 minutes per game at the event. Senior Mikiah Herbert Harrigan, another island product (Anguilla), made the All-Tournament team after leading the Gamecocks with 15.3 points per game and averaging 6.7 rebounds. Senior Tyasha Harris joined the duo in averaging double-figure points at the tournament with her 10.7 that went with 5.0 assists per game.

GAMES LED TEAM IN...

Scoring	2019-20	Career	Record
Zia Cooke	10	10	10-0
M. Herbert Harrigan	7	16	12-4
Aliyah Boston	6	6	6-0
Tyasha Harris	5	11	8-3
LeLe Grissett	3	3	3-0
Destanni Henderson	1	4	3-1
Laeticia Amihere	1	1	1-0
Brea Beal	1	1	1-0
Victoria Saxton	0	1	1-0

Rebounding	2019-20	Career	Record
Aliyah Boston	18	18	18-0
M. Herbert Harrigan	4	13	10-3
Brea Beal	3	3	3-0
Victoria Saxton	1	3	3-0
Laeticia Amihere	1	1	1-0
Destanni Henderson	1	1	1-0
LeLe Grissett	0	9	6-3
Tyasha Harris	0	2	2-0

Assists	2019-20	Career	Record
Tyasha Harris	23	96	81-15
Destanni Henderson	6	7	8-0
Brea Beal	2	2	2-0
Zia Cooke	2	2	2-0
Laeticia Amihere	1	1	1-0
LeLe Grissett	1	1	1-0
M. Herbert Harrigan	0	1	1-0

(Tied for team lead in each category included)

MISCELLANEOUS STATS

Triple-Doubles	2019-20	Career	Record
Aliyah Boston	1	1	1-0

Double-Doubles	2019-20	Career	Record
Aliyah Boston	11	11	11-0
Victoria Saxton	1	1	1-0
Tyasha Harris	0	9	8-1
M. Herbert Harrigan	0	3	2-1
LeLe Grissett	0	1	0-1

20+ Points	2019-20	Career	Record
Zia Cooke	4	4	4-0
Tyasha Harris	3	9	6-3
M. Herbert Harrigan	3	6	5-1
Aliyah Boston	2	2	2-0
LeLe Grissett	0	1	1-0

10+ Points	2019-20	Career	Record
Aliyah Boston	24	24	23-1
M. Herbert Harrigan	21	54	45-9
Tyasha Harris	20	66	57-9
Zia Cooke	19	19	18-1
Destanni Henderson	9	17	16-1
LeLe Grissett	7	12	10-2
Victoria Saxton	5	7	7-0
Brea Beal	5	5	5-0
Laeticia Amihere	4	4	4-0
Olivia Thompson	1	1	1-0
Elysa Wesolek	0	1	1-0

10+ Rebounds	2019-20	Career	Record
Aliyah Boston	11	11	11-0
Brea Beal	4	4	4-0
Victoria Saxton	1	1	1-0
M. Herbert Harrigan	0	5	4-1
LeLe Grissett	0	1	0-1

5+ Assists	2019-20	Career	Record
Tyasha Harris	17	72	64-8
Destanni Henderson	5	6	6-0

5+ Steals	2019-20	Career	Record
Destanni Henderson	1	1	1-0
Tyasha Harris	0	3	3-0

5+ Blocks	2019-20	Career	Record
Aliyah Boston	5	5	5-0
M. Herbert Harrigan	0	2	2-0
Victoria Saxton	0	1	1-0

U-S-A, U-S-A

Since the arrival of Staley in the 2008-09 season, South Carolina has solidified its relationship with USA Basketball. At least one Gamecock has donned the red, white and blue in each of the last six summers, and the group of nine Gamecocks, including four on the current roster, has helped 13 U.S. teams to gold medals, three more to silver and another to bronze.

The participation streak is guaranteed to continue through 2020 as Staley was named Senior National Team Head Coach through the Tokyo Olympics. The Gamecocks' head coach led the U.S. to gold in the 2018 FIBA World Cup and earned her second USA Basketball National Coach of the Year award for the effort.

Senior Tyasha Harris is responsible for one of those gold medals (2016 FIBA U18 Americas Cup) as well as two silvers (2019 Pan Am Games, 2017 FIBA U19 World Cup). The point guard also trained with Staley's National Team when it was in Columbia for training camp prior to

the 2018 FIBA World Cup.

Alyiah Boston and Zia Cooke were part of two gold-medal winning teams – 2018 FIBA U17 World Cup, 2017 FIBA U16 Americas Cup. Boston also picked up gold in the 2018 Youth Olympics 3x3 and the 2019 FIBA U19 World Cup.

Great Gamecock Fans

After winning the title for the last five seasons, South Carolina continues to lead the nation in average attendance this season with 11,848 and is the only program drawing 11,000+ fans per game.

This season's 13 home games have all had at least 10,000 in attendance, including the sold-out 18,000 at the Feb. 10 game against UConn leading the country this season. The Gamecocks own four of the 12 games of 12,000+ fans across the nation so far this season (tied with Oregon for most in the country), and they have drawn at least 10,000 fans in 80 straight regular-season home games.

South Carolina's last regular-season game with fewer than 10,000 in attendance was on Dec. 14, 2014, when 9,605 were on-hand to see the Gamecocks defeat Savannah State. The last game at Colonial Life Arena with an attendance below 10,000 was in the 2017 NCAA Tournament when the Gamecocks' second-round game

against Arizona State drew 8,276, making the overall streak of 10,000 or more fans 45 games.

One More Ty-me

Senior Tyasha Harris remains on the watch lists of all four national player of the year awards as well as the Dawn Staley and Nancy Lieberman Awards. Routinely among the nation's best in assist average and assist-to-turnover ratio, she ranks fourth among active Div. I players in career assists (654) and 15th in assist-to-turnover ratio (2.46). Only seven active Div. I players have logged more career games than Harris (132).

This season, the 5-foot-10 guard leads the SEC with 5.4 assists per game (19th in the nation) and is scoring a career-best 12.1 points per outing, hitting double figures 20 times. In SEC play, her scoring falls slightly to 11.8 points per game while her assist average rises to 5.7. Her 2.8 assist-to-turnover ratio for the season is ninth in the nation.

For the second-straight season, Harris has her hands on at least 25.0 percent of the Gamecocks' offense between her assists and points. This season, her assists have led to 12.5 points per game. Combined with her scoring average, she touches 24.6 of the Gamecocks' 83.2 points per game (29.6 percent) – a percentage that rises to

2019-20 AWARDS

Alyiah Boston
 Wooden Award Last Season Top 20
 Naismith Trophy Midseason Team
 Naismith Defensive POY Midseason Team
 Lisa Leslie Award Top 10
 USBWA Ann Meyers Drysdale Award Watch List
 2x USBWA Freshman of the Week
 5x SEC Freshman of the Week
 Paradise Jam, Reef Division MVP

Zia Cooke
 Dawn Staley Award Midseason Watch List

Tyasha Harris
 Wooden Award Last Season Top 20
 Naismith Trophy Midseason Team
 Wade Midseason Watch List
 Nancy Lieberman Award Top 10 Watch List
 Dawn Staley Award Midseason Watch List
 USBWA Ann Meyers Drysdale Award Watch List
 Preseason All-SEC First Team (Coaches, Media)
 2x SEC Player of the Week
 espnW Player of the Week (1/27)

Mikiah Herbert Harrigan
 Preseason All-SEC Second Team (Coaches, Media)
 Paradise Jam, Reef Division All-Tournament

IN THE STALEY ERA

Wins
 30-Win Seasons.....3
 25-Win Seasons (including 2019-20).....8
 20-Win Seasons (including 2019-20).....9
 Winning Seasons.....10

National Rankings
 Weeks in the AP Top 25.....152
 Weeks in the AP Top 10.....107
 Weeks in the AP Top 5.....76
 Weeks at AP No. 1.....18

Postseason
 NCAA Tournament Appearances..... 8
 NCAA Sweet 16s.....7
 NCAA Final Fours.....2
 National Championships.....1

In the SEC
 Regular-Season Championships.....4
 Tournament Championships.....4

TEAM SPECIALTY STATS

South Carolina-Opponent

		Pts. in Paint	Pts. Off TOs	2nd Chance Pts	Fast Break Pts
11/5	Ala St.	50-24	30-10	23-10	25-8
11/10	at Md.	26-30	9-12	7-7	19-15
11/13	at Day.	36-6	13-9	12-15	14-5
11/17	App St.	54-24	35-10	14-6	14-4
11/21	SC-Up.	62-6	29-7	23-0	33-4
11/24	at Clem.	44-20	23-4	10-10	26-0
11/28	vs. Ind.	34-34	8-18	15-7	9-0
11/29	vs. WSU	40-22	23-11	13-2	16-15
11/30	vs. Bay.	44-40	10-17	12-13	4-8
12/7	at Tem.	28-26	22-8	22-16	18-5
12/15	Pur.	50-14	26-14	15-7	24-10
12/19	Duke	46-18	41-7	17-8	18-9
12/22	S. Dak.	32-34	22-20	27-8	10-2
1/2	Ky.	60-24	24-18	25-7	12-7
1/5	at Ala.	38-32	19-20	19-11	28-6
1/9	Ark.	42-20	2-12	29-11	13-24
1/12	at Vandy	48-34	28-10	11-11	21-9
1/16	at Mizz.	30-22	15-13	18-5	6-4
1/20	Miss. St.	48-54	11-7	13-18	22-6
1/26	at Ga.	50-22	21-18	9-5	20-9
1/30	at Miss.	40-14	25-6	17-2	15-0
2/2	Tenn.	30-20	28-6	9-10	18-4
2/6	at Ark.	50-28	14-15	24-9	7-11
2/10	UConn	18-24	11-6	9-6	13-7
2/13	Aub.	32-26	22-18	15-15	20-5
2/17	Vandy.	56-36	15-7	22-6	24-10
2/20	LSU				
2/23	at Ky.				
2/27	at Fla.				
3/1	TAM				
Season Avg.		41.8-25.2	20.3-11.7	16.7-8.7	16.9-6.7
SEC Avg.		43.7-27.7	18.8-12.5	18.0-9.2	17.2-7.9

STARTERS VS. BENCH

		SC Starters	Opp. Starters	SC Bench	Opp. Bench
11/5	Ala. St.	53	31	50	12
11/10	at Md.	53	42	10	12
11/13	at Day.	53	23	22	26
11/17	App St.	63	36	29	14
11/21	SC-Up.	63	12	49	20
11/24	at Clem.	59	20	25	28
11/28	vs. Ind.	47	58	10	13
11/29	vs. WSU	52	38	16	15
11/30	vs. Bay.	60	48	14	11
12/7	at Tem.	59	57	19	14
12/15	Pur.	55	39	30	10
12/19	Duke	53	29	36	17
12/22	S. Dak.	43	60	30	0
1/2	Ky.	62	42	37	30
1/5	at Ala.	63	52	30	26
1/9	Ark.	70	65	21	17
1/12	at Vandy	59	39	34	18
1/16	at Mizz.	52	28	26	17
1/20	Miss. St.	75	43	6	36
1/26	at Ga.	54	38	34	15
1/30	at Miss.	39	24	48	8
2/2	Tenn.	48	37	21	11
2/6	at Ark.	71	46	15	19
2/10	UConn	62	50	8	2
2/13	Aub.	57	41	22	12
2/17	Vandy.	47	34	48	10
2/20	LSU				
2/23	at Ky.				
2/27	at Fla.				
3/1	TAM				
Season Avg.		56.6	39.7	26.5	15.9
SEC Avg.		58.1	40.8	28.5	18.2

2019-20 SCORING DIFFERENTIALS

All Games
Largest lead in a win.....by 80 (112-32), 4th-0:31, USC Upstate, 11/21
Largest deficit overcome to win.....by 9 (62-71), 4th-7:59, Mississippi State, 1/20
Largest lead given up in a loss.....by 5 (5-0), 1st-9:05, vs. Indiana, 11/28
Largest deficit in a loss.....by 14 (71-57), 4th-0:02, vs. Indiana, 11/28

35.1 against ranked opponents.

Since the start of her sophomore season (her first full season in the starting lineup), Harris has handed out 5.7 assists per game with a 2.7 assist-to-turnover ratio. In that time, she has also averaged 11.1 points per game.

Harris is far and away the SEC's active leader in career assists (655), first in steals (210) and fifth in points (1259).

H2-O (And D)

Senior forward Mikiah Herbert Harrigan has long been a shot-blocking menace to opponents, and she unleashed a lethal offensive game last season that continues to grow in her final college season.

Herbert Harrigan is second on the team in scoring with her career-best 12.6 points per game to come in 20th in the SEC, netting double figures 21 times in 26 games, including nine of 12 SEC outings. She is shooting 50.6 percent from the field to go with a career-best 5.7 rebounds per game.

Defensively, Herbert Harrigan hasn't lost a step, blocking 1.7 shots per game to rank ninth in the SEC.

Third in program history in career blocked shots (195), she is second among active SEC players in that category and ranks sixth in rebounds (556) and 10th in points (1087).

LG – LeLe the Guard

After splitting time between guard and forward her first two seasons, junior LeLe Grissett and head coach Dawn Staley have settled her into the "3" spot in the lineup. As another "big" guard, she is able to apply her typical forward skills – offensive efficiency and rebounding – while capitalizing on her length and mobility defending on the perimeter.

The 6-foot-2 Grissett's 3.9 rebounds per game have come primarily on the offensive glass where her 2.2 offensive rebounding average is second on the team. After back-to-back double-digit scoring games against Auburn (Feb. 13) and Vanderbilt (Feb. 17), she averages 6.1 points overall and is shooting 61.9 percent from the field.

Henny-thing Goes

Sophomore guard Destanni Henderson is a dynamic athlete whose versatile offensive game makes her a weapon at any spot on the floor. The SEC All-Freshman Team selection has seen her minutes explode to 23.5 per game (from 15.6 last season) and has embraced her role off the bench as the leader of the "second squad."

With nine games of double-figure points and 13 games of three or more assists, Henderson continues to develop her command of the team from the point guard spot.

On the season, Henderson averages 2.8 assists with 1.4 steals and 8.4 points per game. In SEC play, she is 12th in the conference with 3.7 assists per game with a 2.3 assist-to-turnover ratio (5th).

Saxton SZN

Coming off an SEC All-Freshman season, sophomore forward Victoria Saxton has added great experience to her constant energy and explosive leaping.

The 6-foot-2 Saxton got her sophomore season rolling in week two, scoring in double figures in three straight games (13 at Dayton, Nov. 13; 10 vs. Appalachian State, Nov. 17; 14 vs. USC Upstate, Nov. 21) on 71.4 percent shooting (15-of-21). Her defense was sharp in the stretch as well, blocking eight shots over the three-game stretch.

In SEC, Saxton has added 5.8 points, 4.4 rebounds and 1.7 blocks per game, which ranks fifth in the league. She is second on the team with 2.2 offensive rebounds per league game, and posted her first career double-double in a 10-point, 10-rebound outing in just 18 minutes at Missouri (Jan. 16).

LA Style

Redshirt-freshman forward Laeticia Amihere was the No. 10 recruit in the 2019 class, though she arrived on campus earlier than the other four freshman after a season-ending injury in 2018-19. Her length and agility are a problem for opponents whenever she is on the court, especially as she reclaims the bounce that led her to becoming the first Canadian woman to dunk in a game.

After rediscovering her feel for the game early this season, Amihere burst into the SEC campaign with a 14 points against #13/13 Kentucky (Jan. 2) on 6-of-8 shooting and most recently poured in 16 second-half points at Ole Miss (Jan. 30). Through 10 league games, she has added 7.1 points and 3.9 rebounds per game.

The 6-foot-3 forward is also part of the Canadian National Team pool, which has caused her to miss four games this season as she works to earn a spot on that team. She played in two of the three games at the FIBA Olympic Qualifying Tournament in Belgium (Feb. 7-9), helping Canada punch its ticket to the 2020 Tokyo Olympics.

Life Is But a Brea-ze

Freshman guard Brea Beal was the No. 11 player in the 2019 class, and her upside is even higher than that thanks to the intangibles she brings on both ends of the floor. She has the ability to play and create mismatches at positions 1-4 on the court and often draws the toughest defensive assignment in each game – competitively tracking how she limits that person's production each game.

Beal has scored in double figures five times and has four double-digit rebound games, including two SEC games. She is currently third on the team in rebounding (5.4).

From A to B

The No. 3 player in the 2019 class, freshman forward Aliyah Boston brings a dominant physical presence back to the Gamecock frontcourt as the 6-foot-5 Virgin

AROUND THE SEC

(through games of 2/17)



	SEC Games			Overall		
	W	L	Pct.	W	L	Pct.
South Carolina	12	0	1.000	25	1	.962
Mississippi State	10	2	.833	22	4	.846
Arkansas	8	4	.667	20	5	.800
Kentucky	8	4	.667	19	5	.792
LSU	8	4	.667	18	6	.750
Texas A&M	8	4	.667	20	5	.800
Tennessee	7	5	.583	17	8	.680
Georgia	5	7	.417	14	11	.560
Florida	5	7	.417	14	11	.560
Alabama	4	8	.333	14	11	.560
Auburn	3	9	.250	9	14	.391
Missouri	3	9	.250	6	19	.240
Vanderbilt	3	9	.250	13	12	.520
Ole Miss	0	12	.000	7	18	.280

Islands native thrives on contact. The basketball world has taken notice of Boston as she is on the Lisa Leslie Award Watch List, the Wooden Award Late Season Top 20, the Naismith Midseason Team and the Naismith Defensive Player of the Year Midseason Team.

Scoring in double figures in all but two games, Boston has posted 11 double-doubles, including six in SEC games – both numbers that are new program freshman records. She is 17th in the country with 2.7 blocks per game, seventh in field goal percentage (.630) and 29th in offensive rebounds per game (3.8).

In the biggest games of her career, Boston has remained undaunted. In 10 games against ranked opponents, she averages a double-double (14.6 ppg, 10.6 rpg) to lead the team in both categories. Against then-#2/2 Baylor (Nov. 30), she scored 10 of her 20 points in the fourth quarter as the Gamecocks pulled away for the 15-point victory. Facing #21/21 Arkansas, she pulled down a program freshman-record 25 rebounds and came one point shy of a 20-20 night with 19 points. Against #9/9 Mississippi State (Jan. 20), her 13-point, eight-rebound second half powered home the tight victory. Her 10-rebound, two-block first half against #5/6 UConn (Feb. 10) set the tone of the 18-point win.

Charismatic Cooke

Freshman guard Zia Cooke was the No. 4 entry in the 2019 class and spent her final high school season putting together highlight reels that made her a finalist for Naismith High School Player of the Year and wowed fans on social media. Under Staley, she is dialing in her point guard leadership, meshing it with her scorer's mentality and overall becoming a threat on both sides of the ball.

Her offensive game is as dynamic and athletic as advertised, and she averages 12.5 points, including 40.2 percent (37-of-92) from 3-point range. She has scored in double figures 19 times this season, including four 20-point games (three in SEC action) and nine of the team's 10 games against ranked opponents. Her 13.3 points per game against ranked opponents is second on the team.

Cooke burst into 2020 as the Gamecocks' top scorer in SEC play with her 14.5 points per league game currently ranking 13th in the conference. She is sixth with 1.9 made 3s per game against league foes.

2019-20 Roster

No.	Name	Pos.	Ht.	Yr.	Hometown/Last School
0	Olivia Thompson	G	5-8	Fr.	Lexington, S.C./Lexington
1	Zia Cooke	G	5-9	Fr.	Toledo, Ohio/Rogers
3	Destanni Henderson	G	5-7	So.	Fort Myers, Fla./Fort Myers
4	Aliyah Boston	F	6-5	Fr.	St. Thomas, U.S.V.I./Worcester (Mass.) Acad.
5	Victoria Saxton	F	6-2	So.	Rome, Ga./Model
11	Destiny Littleton#	G	5-9	Jr.	San Diego, Calif./Texas
12	Breanna Beal	G	6-1	Fr.	Rock Island, Ill./Rock Island
15	Laeticia Amihere	F	6-3	R-Fr.	Mississauga, Ontario/Kings Way Christian
21	Mikiah Herbert Harrigan	F	6-2	Sr.	Pembroke Pines, Fla./Flanagan
24	LeLe Grissett	G/F	6-2	Jr.	Durham, N.C./Hillside
32	Elysa Wesolek	F	6-1	So.	Charleston, S.C./Northwood Academy
52	Tyasha Harris	G	5-10	Sr.	Noblesville, Ind./Heritage Christian

Head Coach: Dawn Staley

Assoc. Head Coach: Lisa Boyer; Assistant Coaches: Fred Chmiel, Jolette Law

indicates will sit out 2019-20 due to NCAA transfer rules

South Carolina's Record When...

	vs. Ranked	SEC	All		vs. Ranked	SEC	All
Record.....	9-1	12-0	25-1	Assist at least half of field goals made.....	5-0	8-0	15-0
Playing a ranked opponent.....	5-0	9-1		Assist on at least 2/3 of field goals made.....	4-1	4-0	10-1
Playing at home.....	6-0	6-0	13-0	Scoring more pts. in paint than opponent.....	5-0	11-0	21-0
Playing on the road.....	2-0	6-0	10-0	Scoring equal/fewer pts. in paint than opp.....	4-1	1-0	4-1
Playing at neutral site.....	1-1	2-1		Scoring more pts. off TOs than opponent.....	6-0	9-0	20-0
Leading at half.....	9-0	12-0	25-0	Scoring equal/fewer pts. off TOs than opp.....	5-1	3-0	5-1
Trailing at half.....	0-1	0-1		Scoring more 2nd-chance pts.....	5-0	8-0	18-1
Tied at half.....	0-0	0-0		Scoring equal/fewer 2nd-chance pts.....	4-1	4-0	7-0
Playing an overtime game.....	0-0	0-0		Scoring more fast break pts.....	6-1	10-0	21-1
0 players score in double figures.....	0-0	0-0		Scoring equal/fewer fast break pts.....	3-0	2-0	4-0
1 player scores in double figures.....	0-0	0-0		Wearing white uniforms.....	6-1	6-0	13-1
2 players score in double figures.....	1-0	2-0		Wearing black uniforms.....	2-0	3-0	9-0
3 players score in double figures.....	4-1	3-0	5-1	Wearing garnet uniforms.....	1-0	3-0	3-0
4 players score in double figures.....	3-0	2-0	4-0	Wearing pink uniforms.....	0-0	0-0	
5 players score in double figures.....	6-0	7-0		Playing in November.....	2-1	8-1	
More than 5 players in double figures.....	1-0	1-0	7-0	Playing in December.....	1-0	4-0	
Starters out-score opponent's starters.....	8-0	10-0	24-0	Playing in January.....	3-0	8-0	8-0
Opponent's starters score equal/more.....	1-1	1-1		Playing in February.....	3-0	4-0	5-0
Bench out-scores opponent's bench.....	6-0	10-0	20-0	Playing in March.....	0-0	0-0	
Opponent's bench scores equal/more.....	3-1	2-0	5-1	Playing during the day.....	3-0	2-0	8-0
Shooting 50% or better.....	2-0	5-0	8-0	Playing at night.....	6-1	10-0	17-1
Shooting between 40-49%.....	5-0	5-0	13-0	Playing on Sunday.....	3-0	4-0	9-0
Shooting between 30-39%.....	2-1	2-0	4-1	Playing on Monday.....	2-0	2-0	3-0
Shooting less than 30%.....	0-0	0-0		Playing on Tuesday.....	1-0	1-0	
Opponent shoots 50% or better.....	0-1	0-1		Playing on Wednesday.....	1-0	1-0	
Opponent shoots between 40-49%.....	2-0	2-0	4-0	Playing on Thursday.....	3-1	6-0	8-1
Opponent shoots between 30-39%.....	7-0	7-0	12-0	Playing on Friday.....	1-0	1-0	
Opponent shoots between 20-29%.....	3-0	8-0		Playing on Saturday.....	1-0	2-0	
Opponent shoots less than 20%.....	1-0	1-0		Margin is less than 5 pts.....	1-0	1-0	1-0
Shooting better than opponent.....	7-0	11-0	22-0	Margin is between 5-9.....	2-0	1-0	3-0
Shooting worse than/equal to opponent.....	2-1	1-0	3-1	Margin is between 10-19.....	3-1	1-0	5-1
Having more FTs made than opponent.....	7-0	11-0	21-0	Margin is between 20-29.....	3-0	4-0	5-0
Having equal/fewer FTs made than opponent.....	2-1	1-0	4-1	Margin is between 30-39.....	3-0	3-0	5-0
Out-rebounding opponent.....	8-1	12-0	22-1	Margin is between 40-49.....	2-0	2-0	
Having equal/fewer rebounds than opponent.....	1-0	3-0		Margin is 50 pts. or more.....	2-0	4-0	
Having fewer TOs than opponent.....	3-0	8-0	17-0	Having a 20-pt. scorer.....	5-0	5-0	10-0
Having equal or more TOs than opponent.....	6-1	4-0	8-1	Having a 30-pt. scorer.....	0-0	0-0	
Attempting more FT than 3FG.....	6-0	8-0	18-0	Scoring 49 points or less.....	0-0	0-0	
Attempting equal/fewer FT than 3FG.....	3-1	4-0	7-1	Scoring 50-59 points.....	0-1	0-1	
Making 5 or more 3FGs.....	4-0	9-0	17-0	Scoring 60-69 points.....	2-0	1-0	3-0
Making fewer than 5 3FGs.....	5-1	3-0	8-1	Scoring 70-79 points.....	3-0	2-0	7-0
Making no 3 FGs.....	0-0	0-0		Scoring 80-89 points.....	2-0	4-0	7-0
Attempting 15 or more 3FGs.....	4-1	9-0	16-1	Scoring 90-99 points.....	2-0	5-0	6-0
Attempting fewer than 15 3FGs.....	5-0	3-0	9-0	Scoring 100 points or more.....	2-0	2-0	
No South Carolina players foul out.....	9-0	11-0	24-0	Opponent scores 49 points or less.....	1-0	4-0	10-0
One or more SC players foul out.....	0-1	1-0	1-1	Opponent scores 50-59 points.....	3-0	3-0	8-0
No opposing players foul out.....	5-1	7-0	15-1	Opponent scores 60-69 points.....	2-0	1-0	2-0
One or more opposing players foul out.....	4-0	5-0	10-0	Opponent scores 70-79 points.....	2-1	3-0	4-1
				Opponent scores 80-89 points.....	1-0	1-0	1-0
				Opponent scores 90-99 points.....	0-0	0-0	
				Opponent scores 100 points or more.....	0-0	0-0	

2019-20 Team High/Low -- All Games

South Carolina Highs	South Carolina Lows	Category	Opponent Lows	Opponent Highs
112 vs. USC Upstate, 11/21	57 vs. Indiana, 11/28	Points in Game	32, at Ole Miss, 1/30 32, USC Upstate, 11/21	82, Arkansas, 1/9
64 USC Upstate, 1st, 11/21	26 vs. Indiana, 2nd, 11/28	Points in a Half	2, at Ole Miss, 1st, 1/30	52, Arkansas, 2nd, 1/9
36 at Vanderbilt, 3rd, 1/12	6 vs. Indiana, 4th, 11/28	Points in a Quarter	0, at Ole Miss, 1st, 1/30	29, Mississippi State, 2nd, 1/20 29, Arkansas, 4th, 1/9
36 vs. Alabama St., 3rd, 11/5				
43 vs. USC Upstate, 11/21	19 at Maryland, 11/10	Field Goals Made	10, USC Upstate, 11/21	30, Arkansas, 1/9
79 vs. Arkansas, 1/9	53 vs. Baylor, 11/30	Field Goal Attempts	50, at Ole Miss, 1/30	79, Arkansas, 1/9
.610 (36-59) vs. Kentucky, 1/2	.317 (19-60) at Maryland, 11/10	FG Percentage	.159 (10-63), USC Upstate, 11/21	.500 (26-52), vs. Indiana, 11/28
12 vs. USC Upstate, 11/21	1 vs. Kentucky, 1/2	3-Point FG Made	0, Vanderbilt, 2/17 0, at Ole Miss, 1/30	12, Arkansas, 1/9
23 at Clemson, 11/24	1 at Maryland, 11/10			
23 vs. USC Upstate, 11/21	3 at Georgia, 1/26	3-Point FG Attempts	2, Vanderbilt, 2/17	30, Arkansas, 1/9
.552 (14-21) vs. USC Upstate, 11/21	.105 (2-19) vs. Indiana, 11/28	3-Point FG Percentage	.000 (0-2), Vanderbilt, 2/17 .000 (0-10), at Ole Miss, 1/30	.500 (7-14), Auburn, 2/13 .500 (8-16), at Alabama, 1/5 .500 (6-12), vs. Wash. St., 11/29
26 vs. Kentucky, 1/2	4 vs. UConn, 2/10	Free Throws Made	2, Auburn, 2/13	20, at Alabama, 1/5
33 vs. Kentucky, 1/2	8 vs. UConn, 2/10	Free Throw Attempts	4, Auburn, 2/13	29, at Alabama, 1/5
.867 (13-15), at Arkansas, 2/6	.400 (8-20) vs. Wash. St., 11/29	FT Percentage	.417 (5-12), S. Dakota, 12/22	1.000 (6-6), at Ole Miss, 1/30
63 vs. Arkansas, 1/9	38 vs. UConn, 2/10	Rebounds	20, Kentucky, 1/2	50, at Temple, 12/7
	38 vs. Mississippi State, 1/20			
28 vs. USC Upstate, 11/21	6 vs. South Dakota, 12/22	Assists	4, Alabama State, 11/5	15, at Temple, 12/7
18 vs. USC Upstate, 11/21	4 at Arkansas, 2/6	Steals	1, Tennessee, 2/2	11, Duke, 12/19
	4 at Mizzou, 1/16			
	4 vs. Arkansas, 1/9			
	4 at Maryland, 11/10			
17 vs. App State, 11/17	3 vs. Kentucky, 1/2	Blocked Shots	0, at Alabama, 1/5 0, vs. Baylor, 11/30	11, Purdue, 12/15
	3 vs. Wash. State, 11/29			
	3 vs. Indiana, 11/28			
22 vs. South Dakota, 12/22	6 vs. Tennessee, 2/2	Turnovers	6, Arkansas, 1/9	30, Duke, 12/19
23 vs. Indiana, 11/28	4 vs. UConn, 2/10	Fouls	11, UConn, 2/10	26, Duke, 12/19 26, Alabama State, 11/5

2019-20 Team High/Low -- SEC Games

South Carolina Highs	South Carolina Lows	Category	Opponent Lows	Opponent Highs
99 vs. Kentucky, 1/2	69 vs. Tennessee, 2/2	Points in Game	32, at Ole Miss, 1/30	82, Arkansas, 1/9
55 at Vanderbilt, 2nd, 1/12	31 vs. Tennessee, 2/2	Points in a Half	2, at Ole Miss, 1st, 1/30	52, Arkansas, 2nd, 1/9
36 at Vanderbilt, 3rd, 1/12	12, at Mizzou, 1st, 1/16	Points in a Quarter	0, at Ole Miss, 1st, 1/30	29, Mississippi State, 2nd, 1/20 29, Arkansas, 4th, 1/9
36 vs. Vanderbilt, 2/17	26 vs. Tennessee, 2/2	Field Goals Made	13, at Ole Miss, 1/30	33, Mississippi State, 1/20
36 vs. Kentucky, 1/2				
79 vs. Arkansas, 1/9	58 at Georgia, 1/26	Field Goal Attempts	50, at Ole Miss, 1/30	79, Arkansas, 1/9
.610 (36-59) vs. Kentucky, 1/2	.377 (26-69) vs. Tennessee, 2/2	FG Percentage	.260 (13-50), at Ole Miss, 1/30	.493 (33-67), Miss. State, 1/20
10 vs. Auburn, 2/13	1 vs. Kentucky, 1/2	3-Point FG Made	0, Vanderbilt, 2/17 0, at Ole Miss, 1/30	12, Arkansas, 1/9
22 vs. Tennessee, 2/2	3 at Georgia, 1/26	3-Point FG Attempts	2, Vanderbilt, 2/17	30, Arkansas, 1/9
.526 (10-19) vs. Auburn, 2/13	.167 (1-6) vs. Kentucky, 1/2	3-Point FG Percentage	.000 (0-2), Vanderbilt, 2/17 .000 (0-10), at Ole Miss, 1/30	.500 (7-14), Auburn, 2/13 .500 (8-16), at Alabama, 1/5
26 vs. Kentucky, 1/2	11 vs. Auburn, 2/13	Free Throws Made	2, Auburn, 2/13	20, at Alabama, 1/5
	11 vs. Tennessee, 2/2			
33 vs. Kentucky, 1/2	15 at Arkansas, 2/6	Free Throw Attempts	4, Auburn, 2/13	29, at Alabama, 1/5
.867 (13-15), at Arkansas, 2/6	.630 (17-27) at Mizzou, 1/16	FT Percentage	.500 (2-4), Auburn, 2/13	1.000 (6-6), at Ole Miss, 1/30
63 vs. Arkansas, 1/9	38 vs. Mississippi State, 1/20	Rebounds	20, Kentucky, 1/2	40, at Vanderbilt, 1/12
19 vs. Vanderbilt, 2/17	11 vs. Mississippi State, 1/20	Assists	5, Mississippi State, 1/20 5, at Mizzou, 1/16	13, Arkansas, 1/9 13, at Alabama, 1/5
19 at Georgia, 1/26				
19 vs. Kentucky, 1/2				
12 at Alabama, 1/5	4 at Arkansas, 2/6	Steals	1, Tennessee, 2/2	9, Mississippi State, 1/20 9, Kentucky, 1/2
	4 at Mizzou, 1/16			
	4 vs. Arkansas, 1/9			
13 vs. Vanderbilt, 2/17	3 vs. Kentucky, 1/2	Blocked Shots	0, at Alabama, 1/5	10, Tennessee, 2/2
18 at Mizzou, 1/16	6 vs. Tennessee, 2/2	Turnovers	6, Arkansas, 1/9	21, Tennessee, 2/2
22 at Alabama, 1/5	6 vs. Auburn, 2/13	Fouls	12, Arkansas, 1/9	24, Kentucky, 1/2

2019-20 Individual Superlatives -- All Games

Category	South Carolina	Opponent
Points in Game	27 by Zia Cooke at Dayton, 11/13	28 by Rhyne Howard, Kentucky, 1/2
Points in a Half	16 by Laeticia Amihere at Ole Miss, 2nd, 1/30 16 by Aliyah Boston vs. USC Upstate, 1st, 11/21	20 by Alexis Tolefree, Arkansas, 2nd, 1/9
Points in a Quarter	12 by Laeticia Amihere at Ole Miss, 4th, 1/30 12 by Zia Cooke at Vanderbilt, 3rd, 1/12 12 by Tyasha Harris at Temple, 4th, 12/7	14 by Alexis Tolefree, Arkansas, 4th, 1/9
Field Goals Made	10 by Aliyah Boston vs. Mississippi State, 1/20 10 by M. Herbert Harrigan vs. App State, 11/17	9, five times, most recent by Crystal Dangerfield, UConn, 2/10
Field Goal Attempts	23 by Zia Cooke vs. Arkansas, 1/9	22 by Marissa Mackins, at Temple, 12/7 22 by NaLyssa Smith, vs. Baylor, 11/30
FG Percentage	1.000 (6-6) by Aliyah Boston vs. App State, 11/17	.625 (5-8) by Ali Patberg, vs. Indiana, 11/28 .625 (5-8) by Brenna Wise, vs. Indiana, 11/28
3-Point FG Made	5 by Destanni Henderson vs. USC Upstate, 11/21 5 by Zia Cooke at Dayton, 11/13	5 by Alexis Tolefree, Arkansas, 1/9 5 by Marissa Mackins, at Temple, 12/7
3-Point FG Attempts	9 by Zia Cooke vs. Arkansas, 1/9	12 by Michaela Gibbons, USC Upstate, 11/21
3-Point FG Percentage	.833 (5-6) by Destanni Henderson vs. USC Upstate, 11/21 .833 (5-6) by Zia Cooke at Dayton, 11/13	.800 (4-5) by Chanelle Molina, vs. Wash. State, 11/29 .800 (4-5) by Brenna Wise, vs. Indiana, 11/28
Free Throws Made	8 by Brea Beal at Maryland, 11/10	8 by Rhyne Howard, Kentucky, 1/2
Free Throw Attempts	12 by Brea Beal at Maryland, 11/10	11 by Jordan Lewis, at Alabama, 1/5 11 by Rhyne Howard, Kentucky, 1/2
FT Percentage	1.000 (6-6) by Tyasha Harris at Temple, 12/7 1.000 (6-6) by Zia Cooke at Maryland, 11/10 1.000 (6-6) by Tyasha Harris at Maryland, 11/10 1.000 (6-6) by M. Herbert Harrigan vs. Alabama St., 11/5	1.000 (6-6) by De'Sha Benjamin, at Alabama, 1/5 1.000 (6-6) by Shania Meertens, at Clemson, 11/24
Rebounds	25 by Aliyah Boston vs. Arkansas, 1/9	13 by Mia Davis, at Temple, 12/7
Assists	11 by Tyasha Harris vs. UConn, 2/10	9 by Gabby Connally, at Georgia, 1/26 9 by Chloe Bibby, Mississippi State, 1/20
Steals	5 by Destanni Henderson at Temple, 12/7	4 by Jayla Alexander, at Ole Miss, 1/30 4 by Alexis Tolefree, vs. Arkansas, 1/9 4 by Madison McKeever, South Dakota, 12/22
Blocked Shots	10 by Aliyah Boston vs. Alabama State, 11/5	9 by Tamari Key, Tennessee, 2/2 9 by Ae'Rianna Harris, Purdue, 12/15/19
Turnovers	5 by Tyasha Harris vs. Auburn, 2/13 5 by Tyasha Harris at Arkansas, 2/6 5 by Aliyah Boston vs. South Dakota, 12/22 5 by Tyasha Harris vs. Baylor, 11/30 5 by Destanni Henderson vs. Baylor, 11/30 5 by Zia Cooke at Dayton, 11/13	9 by Haley Gorecki, Duke, 12/19 9 by Marissa Mackins, at Temple, 12/7

2019-20 Individual Superlatives -- SEC Games

Category	South Carolina	Opponent
Points in Game	25 by Mikiah Herbert Harrigan at Arkansas, 2/6	28 by Rhyne Howard, Kentucky, 1/2
Points in a Half	16 by Laeticia Amihere at Ole Miss, 2nd, 1/30	20 by Alexis Tolefree, Arkansas, 2nd, 1/9
Points in a Quarter	12 by Laeticia Amihere at Ole Miss, 4th, 1/30 12 by Zia Cooke at Vanderbilt, 3rd, 1/12	14 by Alexis Tolefree, Arkansas, 4th, 1/9
Field Goals Made	11 by Mikiah Herbert Harrigan at Arkansas, 2/6	9 by Amber Ramirez, Arkansas, 1/9
Field Goal Attempts	23 by Zia Cooke vs. Arkansas, 1/9	25 by Chelsea Dungee, at Arkansas, 2/6
FG Percentage	1.000 (5-5) by Mikiah Herbert Harrigan at Georgia, 1/26	.545 (6-11) by Unique Thompson, Auburn, 2/13 .545 (6-11) by Chelsie Hall, at Vanderbilt, 1/12
3-Point FG Made	4 by Zia Cooke vs. Auburn, 2/13 4 by Zia Cooke vs. Arkansas, 1/9 4 by Zia Cooke vs. Tennessee, 2/2	5 by Alexis Tolefree, Arkansas, 1/9
3-Point FG Attempts	9 by Zia Cooke Arkansas, 1/9	10 by Alexis Tolefree, Arkansas, 1/9
3-Point FG Percentage	1.000 (4-4) by Zia Cooke vs. Auburn, 2/13	.500 (3-6) by Erin Howard, Auburn, 2/13 .500 (5-10) by Alexis Tolefree, Arkansas, 1/9
Free Throws Made	7 by Aliyah Boston at Alabama, 1/5 7 by Victaria Saxton vs. Kentucky, 1/2	8 by Rhyne Howard, Kentucky, 1/2
Free Throw Attempts	9 by Aliyah Boston at Alabama, 1/5	11 by Jordan Lewis, at Alabama, 1/5 11 by Rhyne Howard, Kentucky, 1/2
FT Percentage	1.000 (4-4) by Aliyah Boston at Arkansas, 2/6 1.000 (4-4) by Aliyah Boston vs. Tennessee, 2/2 1.000 (4-4) by 4 other times	1.000 (6-6) by De'Sha Benjamin, at Alabama, 1/5
Rebounds	25 by Aliyah Boston vs. Arkansas, 1/9	10 by Renna Davis, Tennessee, 2/2
Assists	9 by Tyasha Harris vs. Tennessee, 2/2	9 by Gabby Connally, at Georgia, 1/26 9 by Chloe Bibby, Mississippi State, 1/20
Steals	4 by Aliyah Boston at Georgia, 1/26	4 by Jayla Alexander, at Ole Miss, 1/30 4 by Alexis Tolefree, vs. Arkansas, 1/9
Blocked Shots	7 by Aliyah Boston at Arkansas, 2/6	9 by Tamari Key, Tennessee, 2/2
Turnovers	5 by Zia Cooke vs. Auburn, 2/13 5 by Tyasha Harris at Arkansas, 2/6	7 by Jordan Horton, Tennessee, 2/2

THE LAST TIME...

Individual

Scored 50 Points

South Carolina 51, Jocelyn Penn vs. Stetson, 1/4/03
Opponent Never

Scored 40 Points

South Carolina 51, Jocelyn Penn vs. Stetson, 1/4/03
Opponent 46, Cornelia Gayden, LSU, 1/14/95

Scored 30 Points

South Carolina 31, Te'a Cooper vs. Drake, 11/28/18
Opponent 31, Napheesa Collier, at UConn, 2/11/19

Grabbed 20 Rebounds

South Carolina 25, Aliyah Boston vs. Arkansas, 1/9/20
Opponent 24, Teaira McCowan, at Mississippi State, 1/17/19

Grabbed 15 Rebounds

South Carolina 15, Aliyah Boston at Arkansas, 2/6/20
Opponent 18, Kiah Gillespie, Florida State, 3/24/19

Two Players with 20 or More Points

South Carolina Tyasha Harris 23/Aliyah Boston 21 vs. Mississippi St., 1/20/20
Opponent Alexis Tolefree 22/Amber Ramirez 20, Arkansas, 1/9/20

Two Players with 10 or More Rebounds

South Carolina B. Beal 13/A. Boston 10/V. Saxton, at Mizzou, 1/16/20
Opponent Mia Davis 13/Lena Niang 11, at Temple, 12/7/19

Three or More Players with 10 or More Rebounds

South Carolina B. Beal 13/A. Boston 10/V. Saxton, at Mizzou, 1/16/20
Opponent W. Rolle 12/J. Breland 10/L. Broomfield 10, vs. North Carolina, 12/19/10

Had 10 Assists

South Carolina 11, Tyasha Harris vs. UConn, 2/10/20
Opponent 12, Channise Lewis, Maryland, 11/18/18

Had Five Steals

South Carolina 5, Destanni Henderson at Temple, 12/7/19
Opponent 6, Cierra Dillard/5, Summer Hemphill, vs. Buffalo, 3/24/18

Had Five Blocked Shots

South Carolina 7, Aliyah Boston at Arkansas, 2/6/20
Opponent 9, Ae'Rianna Harris, Purdue, 12/15/19

Had 20 Points and 20 Rebounds

South Carolina A'ja Wilson (27 pts/24 rebs) vs. LSU, 2/22/18
Opponent Teaira McCowan (26 pts/24 rebs) at Mississippi State, 1/17/19

Had a Double-Double

South Carolina Aliyah Boston (12 pts/14 rebs) vs. Vanderbilt, 2/17/20
Opponent Rennia Davis (18 pts/10 rebs), Tennessee, 2/2/20

Two Players had a Double-Double

South Carolina Tyasha Harris (19 pts/11 assts)/Aliyah Boston (13 pts/12 rebs) vs. UConn, 2/10/20
Opponent Mia Davis (14 pts/13 rebs)/Asonah Alexander (10 pts/11 rebs), at Temple, 12/7/19

Three Players had a Double-Double

South Carolina Ashley Bruner (16 pts/12 rebs)/Aleighsa Welch (16 pts/ 11 rebs)/Elem Ibiam (12 pts/10 rebs) vs. Kansas, 3/25/13
Opponent Shakira Austin (10 pts/16 rebs) / Kaila Charles (17 pts/10 rebs) / Channise Lewis (10 pts/12 assts), Maryland, 11/18/18

Had a Triple-Double

South Carolina Aliyah Boston (12 pts/12 rebs/10 blks) vs. Alabama State, 11/5/19
Opponent Never

Team

Scored 100 Points

South Carolina 112 vs. USC Upstate, 11/21/19
Opponent 103, Clemson, 11/21/03

Won by 30 or More Points

South Carolina 95-44 (51) vs. Vanderbilt, 2/17/20
Opponent 66-34 (32), Georgia, 3/4/11

Shot 65% or Better from the Field

South Carolina .667 (36-54) at Vanderbilt, 1/18/18
Opponent Never

Shot 60% or Better from the Field

South Carolina .603 (35-58) at Georgia, 1/26/20
Opponent .604 (29-48), Vanderbilt, 1/18/01

Shot 50% or Better from the Field

South Carolina .507 (36-71) vs. Vanderbilt, 2/17/20
Opponent .521 (37-71), vs. Baylor, 3/30/19

No Players in Double-Figure Points

South Carolina at Auburn, 1/19/12
Opponent USC Upstate, 11/21/19

Five Players in Double-Figure Points

South Carolina vs. Vanderbilt, 2/17/20
Opponent at Alabama, 1/5/20

More Than Five Players in Double-Figure Points

South Carolina 6 vs. Kentucky, 1/2/20
Opponent 6 Maryland, 11/18/18

Faced AP Top-25 Opponent

Win 86-65 at No. 25 Arkansas, 2/6/20
Loss 57-71 vs. No. 17 Indiana, 11/28/19

Faced AP Top-10 Opponent

Win 81-79 vs. No. 9 Mississippi State, 1/20/20
Loss 74-89 at No. 7 Mississippi State, 1/17/19

Faced AP Top-5 Opponent

Win 70-52 vs. No. 5 UConn, 2/10/20
Loss 64-68 vs. No. 5 Mississippi State, 3/3/19

Faced AP No. 1 Team

Win Never
Loss 68-93 vs. Baylor, 3/30/19

Overtime Game

Win 58-55 vs. Drexel, 11/28/12
Loss 85-90 vs. Drake, 11/24/18

Double-Overtime Game

Win 82-73 at Purdue, 12/16/18
Loss 92-94 at Clemson, 11/19/09

South Carolina Was Ranked (AP Poll)

No. 1 2/17/20
Top 5 No. 4, 1/6/20
Top 10 No. 6, 12/2/19
Top 25 No. 15, 3/19/19

SOUTH CAROLINA SINGLE-QUARTER RECORDS

TEAM

Scoring

Most	Points
1. vs. Saint Peter's, 11/22/16, 1st qtr.	37
2. at Vanderbilt, 1/12/20, 3rd qtr.	36
vs. Alabama State, 3rd qtr.	36
4. vs. App State, 11/17/19, 1st qtr.	35
vs. Arkansas, 3/8/19, 3rd qtr.	35
at Arkansas, 2/3/19, 4th qtr.	35
vs. Arkansas, 1/3/16, 2nd qtr.	35

Fewest	Points
1. vs. App State, 12/5/18, 4th qtr.	5
2. vs. Indiana, 11/28/19, 4th qtr.	6
vs. St. John's, 11/25/17, 2nd qtr.	6
vs. Stanford, 3/31/17, 2nd qtr.	6
vs. UCLA, 12/18/16, 1st qtr.	6

Fewest Allowed	Points
1. at Ole Miss, 1/30/20, 1st qtr.	0
2. vs. UConn, 2/10/20, 1st qtr.	2
3. vs. App State, 11/17/19, 1st qtr.	3
vs. Belmont, 3/22/19, 2nd qtr.	3
vs. Savannah State, 12/17/17, 3rd qtr.	3

Most Allowed	Points
1. vs. Baylor, 12/2/18, 1st qtr.	32
at Maryland, 11/13/17, 4th qtr.	32
vs. Kentucky, 2/26/17, 4th qtr.	32
4. vs. Arkansas, 3/8/19, 3rd qtr.	30
vs. Connecticut, 3/26/18, 1st qtr.	30
vs. Syracuse, 3/25/16, 4th qtr.	30

Margin of Difference

Lead	Score	Margin
1. vs. Alabama State, 11/5/19, 3rd qtr.	36-9	+37
2. vs. App State, 11/17/19, 1st qtr.	35-3	+32
3. vs. USC Upstate, 11/21/19, 3rd qtr.	33-7	+26
vs. Arkansas, 1/3/16, 2nd qtr.	35-9	+26
4. vs. Saint Peter's, 11/22/16, 1st qtr.	37-12	+25
5. vs. USC Upstate, 11/21/19, 1st qtr.	33-9	+24

Deficit	Score	Margin
1. vs. UConn, 2/1/18, 2nd qtr.	8-29	-21
2. at Tennessee, 2/15/18, 3rd qtr.	9-29	-20
3. vs. Baylor, 12/2/18, 1st qtr.	13-32	-19
at Mississippi State, 2/5/18, 4th qtr.	9-28	-19
5. vs. Indiana, 11/28/19, 4th qtr.	6-24	-18
vs. Connecticut, 3/26/18, 1st qtr.	12-30	-18

Field Goals

Made	FGM
1. vs. Saint Peter's, 11/22/16, 1st qtr.	15
2. vs. App State, 11/17/19, 1st qtr.	14
vs. Notre Dame, 11/26/17, 4th qtr.	14
vs. Arkansas, 1/3/16, 2nd qtr.	14
5. at Georgia, 1/26/20, 1st qtr.	13
vs. USC Upstate, 11/21/19, 3rd qtr.	13
vs. USC Upstate, 11/21/19, 1st qtr.	13
vs. Belmont, 3/22/19, 3rd qtr.	13
vs. Quinnipiac, 3/25/17, 3rd qtr.	13
vs. Kentucky, 3/4/17, 1st qtr.	13

Attempts	FGA
1. vs. Arkansas, 1/9/20, 3rd qtr.	25
2. vs. Tennessee, 2/2/20, 1st qtr.	23
at Vanderbilt, 1/12/20, 1st qtr.	23
3. at Arkansas, 2/6/20, 1st qtr.	22
vs. App State, 11/17/19, 1st qtr.	22
vs. CofC, 12/5/17, 1st qtr.	22
at Auburn, 1/5/17, 1st qtr.	22

Highest Percentage	FGM-A	Pct
1. vs. Kentucky, 3/5/16, 4th qtr.	11-13	.846
2. at Kentucky, 1/21/18, 3rd qtr.	9-11	.818
3. vs. Belmont, 3/22/19, 3rd qtr.	13-16	.813
vs. Quinnipiac, 3/25/17, 3rd qtr.	13-16	.813
5. vs. Hampton, 12/16/15, 3rd qtr.	8-10	.800

Lowest Percentage	FGM-A	Pct
1. vs. Georgia, 1/12/17, 2nd qtr.	1-12	.083
2. vs. UCLA, 12/18/16, 1st qtr.	2-15	.133
3. vs. Stanford, 3/31/17, 2nd qtr.	2-14	.143
4. vs. Indiana, 11/28/19, 4th qtr.	2-13	.154
vs. App State, 12/5/18, 4th qtr.	2-13	.154

Lowest Percentage Allowed	FGM-A	Pct
1. at Ole Miss, 1/30/20, 1st qtr.	0-9	.000
vs. Purdue, 12/15/19, 4th qtr.	0-8	.000
3. vs. App State, 11/17/19, 1st qtr.	1-18	.056
vs. CofC, 12/5/17, 2nd qtr.	1-18	.056
vs. St. John's, 11/25/17, 1st qtr.	1-17	.059

Highest Percentage Allowed	FGM-A	Pct
1. vs. Drake, 11/24/18, 2nd qtr.	11-13	.846
2. at LSU, 1/15/17, 2nd qtr.	9-12	.750
3. vs. Tennessee, 1/14/18, 2nd qtr.	8-11	.727
vs. Quinnipiac, 3/25/17, 2nd qtr.	8-11	.727
5. vs. Connecticut, 3/26/18, 2nd qtr.	10-14	.714
at Missouri, 1/7/18, 4th qtr.	5-7	.714

Rebounding

Total	Rebs
1. at Ohio State, 11/14/16, 1st qtr.	20
2. vs. Arkansas, 1/9/20, 3rd qtr.	19
vs. Arkansas, 1/9/20, 1st qtr.	19
vs. Purdue, 12/15/19, 4th qtr.	19
vs. CofC, 12/5/17, 1st qtr.	19

Margin	Rebs	Margin
1. at Alabama, 2/22/16, 4th qtr.	18-3	+15
2. vs. Arkansas, 1/25/18, 1st qtr.	18-4	+14
vs. Clemson, 12/15/16, 2nd qtr.	18-4	+14
4. vs. Arkansas, 1/9/20, 1st qtr.	19-6	+13
vs. Purdue, 12/15/19, 2nd qtr.	18-5	+13
vs. CofC, 12/5/17, 1st qtr.	19-6	+13
vs. Saint Peter's, 11/22/16, 1st qtr.	16-3	+13
vs. Hampton, 12/16/15, 4th qtr.	15-2	+13


INDIVIDUAL

Scoring

Most	Points
1. Kaela Davis at Auburn, 1/5/17, 1st qtr.	19
2. A'ja Wilson vs. Notre Dame, 11/26/17, 4th qtr.	18
3. Alexis Jennings at Florida, 2/17/19, 3rd qtr.	17
4. Kaela Davis vs. Quinnipiac, 3/25/17, 3rd qtr.	15
Tina Roy vs. Arkansas, 1/3/16, 3rd qtr.	15

Rebounding

Most	Rebs
1. Aliyah Boston vs. UConn, 2/10/20, 1st qtr.	9
Aliyah Boston vs. Arkansas, 1/9/20, 1st qtr.	9
Alaina Coates at Arkansas, 2/5/17, 1st qtr.	9
Alaina Coates at Georgia, 1/26/17, 2nd qtr.	9
5. A'ja Wilson vs. Stanford, 3/31/17, 3rd qtr.	8
A'ja Wilson vs. Mississippi State, 3/5/17, 4th qtr.	8
Alaina Coates vs. Georgia, 1/12/17, 1st qtr.	8
A'ja Wilson at Florida, 1/8/17, 2nd qtr.	8
A'ja Wilson vs. UCLA, 12/18/16, 4th qtr.	8
Alaina Coates vs. Louisville, 11/27/16, 3rd qtr.	8
Alaina Coates vs. Hampton, 11/20/16, 3rd qtr.	8
Alaina Coates vs. Ole Miss, 1/28/16, 2nd qtr.	8



Colonial Life Arena

Notables

- 5-Time National Attendance Leader (2015-present)
- NCAA Tournament Host in 2015, 2016, 2017, 2018
- 80 consecutive regular-season games with at least 10,000 fans (Jan. 2, 2015) – overall streak, including postseason games, is 46 (Nov. 10, 2017)
- 5 official sellouts (18,000) since 2015-16 season
- 2 undefeated seasons at home
- Longest home win streak – 45 games (2/24/13-2/4/16)

Top 10 Attendance

18,000	UConn, 2/10/20
18,000	Mississippi State, 3/3/19
18,000	UConn, 2/1/18
18,000	Kentucky, 2/26/17
18,000	UConn, 2/8/16
17,712	Clemson, 11/22/02*
17,156	Kentucky, 1/11/15
16,815	Ohio State, 11/13/15
16,465	Auburn, 1/2/15
16,429	Duke, 12/6/15

* Inaugural Night of Colonial Life Arena

Year-by-Year Record

Year	Record	Pct.	Att. Avg.
2002-03	14-2	.875	3,244
2003-04	5-6	.455	1,828
2004-05	8-9	.471	1,764
2005-06	12-5	.706	1,455
2006-07	15-5	.750	1,845
2007-08	12-6	.667	1,802
2008-09	6-9	.400	2,793
2009-10	7-5	.583	3,442
2010-11	14-5	.737	2,996
2011-12	12-3	.800	3,139
2012-13	12-3	.800	4,082
2013-14	16-0	1.000	6,371
2014-15	16-0	1.000	12,293
2015-16	16-1	.941	14,364
2016-17	15-1	.938	12,277
2017-18	15-2	.882	13,239
2018-19	11-4	.733	11,539
2019-20	13-0	1.000	11,848
Total	219-66	.768	6,129
<i>Staley Era</i>	<i>153-33</i>	<i>.823</i>	<i>8,199</i>

In women's basketball, Colonial Life Arena has become one of the most feared places to play as enormous crowds fill the building with passion for the Gamecocks.

The state of South Carolina has rallied around head coach Dawn Staley's program in unprecedented numbers as the Gamecocks have led the nation in average attendance in each of the last five seasons. The Gamecocks were one of a few programs to finish the season averaging over 10,000 fans and boast four sellouts (18,000) in the last four seasons.

Colonial Life Arena is more than just the home of South Carolina men's and women's basketball, though. It is also a thriving entertainment venue that the city of Columbia and its surrounding metropolitan area are able to enjoy throughout the year.

Colonial Life Arena is the largest arena in the state of South Carolina with 18,000 seats, and the 10th-largest on-campus basketball facility in the nation. Located on the beautiful University of South Carolina campus, this one-of-a-kind facility features 41 suites, four entertainment suites, and the Frank McGuire Club, a full-service hospitality room that has a capacity of 300. The state-of-the-art facility also features plush seating, a technologically advanced sound system and a one-of-a-kind selection of unique concession foods that will delight fans of all ages.

In Summer 2017, a 12-display center-hung video board and ribbon boards were added to the arena bowl at a cost of \$4.2 million. The center-hung board features four convex-curved main displays that measure approximately 12' x 20' and can show any combination of live video, instant replays, statistics and game information, graphics and animations, and sponsorship messages.

The Arena has hosted numerous sold out shows, including Barnum and Bailey Circus, Paul McCartney, country superstars Kenny Chesney and Taylor Swift, WWE Wrestling, Kanye West and numerous other acts.

The largest building ever constructed at the University of South Carolina at 342,000 square feet, the Arena has an intimate double-deck design that puts every seat close to the action. The cantilever of the upper deck over the lower deck extends further than any other arena of its size with great sight lines.

Two spacious locker rooms for Gamecock men's and women's basketball include team meeting rooms, recruiting rooms, coaches locker rooms and an athletic training room.

“It is a beautiful thing to see unfold because a lot of people really didn't think it could get done. I tip my hat to Gamecock Nation for making this a wonderful place and creating a home court advantage that allows us to win close basketball games.”

– South Carolina Head Coach Dawn Staley



Dawn Staley

Head Coach
12th Season at South Carolina
Virginia, 1992



Catapulting South Carolina into the national spotlight, Dawn Staley has made the Gamecocks a mainstay in the battle for SEC and national championships. In 2017-18, she capped her first decade in Garnet and Black by leading her team to its fourth-straight SEC Tournament title, the first four-peat champion in league history, and celebrating the program's first National Player of the Year and No. 1 WNBA Draft pick in A'ja Wilson. The Gamecocks went on to sign the first No. 1 recruiting class in program history, landing four of the nation's top 11 prospects in the Class of 2019.

Staley's resume at the helm of the Gamecocks includes:

- 2017 NCAA National Championship
- 147 consecutive weeks ranked in the AP Top 25, including 76 weeks in the top five and 18 at No. 1
- Eight 25-win seasons, including three 30-win campaigns led by a school-record 34 victories in 2014-15
- Four SEC regular-season championships (2014, 2015, 2016, 2017)
- Four SEC Tournament titles (2015, 2016, 2017, 2018)
- Two top-two recruiting classes (#1 in 2019, #2 in 2014)
- Five NCAA Attendance titles, averaging over 10,000 fans each season (2015, 2016, 2017, 2018, 2019)

While her coaching career is in full bloom, Staley is still recognized for her body of work as a one of the most decorated participants in United States women's basketball history. The Naismith Memorial Basketball Hall of Fame solidified that legacy with her enshrinement as part of the Class of 2013. The Phoenix Club of Philadelphia established the Dawn Staley Award recognizing the nation's top guard in women's Division I basketball in 2013 as well. Staley was inducted into the Women's Basketball Hall of Fame as part of the Class of 2012 and was one of the final nominees for induction to the U.S. Olympic Hall of Fame the same year. In the summer of 2011, the WNBA recognized her as one of the league's "Top 15," honoring the most influential players in the league's history.

At the helm of the Gamecocks over the last 11 seasons, Staley has been named National Coach of the Year (2014, Basketball Times), a Naismith National Coach of the Year Finalist (2014, 2015, 2016), SEC Coach of the Year (2014, Coaches and AP; 2015, Coaches; 2016, Coaches and AP) and BCA Female Coach of the Year (2012). She became the fastest coach to 200 wins in program history, needing just 277 games at South Carolina to reach the plateau.

Under Staley's leadership, five Gamecocks have collected 10 All-America selections, two have picked up five SEC Player of the Year honors, two have earned SEC Defensive Player of the Year recognition a total of three times, one has been the SEC 6th Player of the Year and five were named SEC Freshman of the Year. She has coached 15 Gamecocks to All-SEC honors a combined 29 times, including 12 first-team selections, and six Gamecocks have been selected in the WNBA Draft, including 2018 No. 1 pick A'ja Wilson who went on to earn WNBA Rookie of the Year honors a year after Allisha Gray became the first Gamecock to capture the honor in 2017. Two other Gamecocks have also earned WNBA All-Rookie honors.

On Staley's watch, the Gamecocks are enjoying the most sustained success in program history. After posting back-to-back 25-win seasons in 2011-12 and 2012-13 for the first time in more than 30 years, the 2014-15 team broke the school record with 34 wins. South Carolina won more SEC games than the season before in each of her first seven seasons, culminating in the 2015-16 team recording just the second 16-0 conference record in league history. Staley's 122 SEC wins account for 65.6 percent of the program's total 186 wins over its 27 seasons in the league. She has delivered the only SEC championships in program history, and she has helped the Gamecocks to eight of the program's nine top-four finishes in the SEC.

YEAR-BY-YEAR COACHING RECORD

Year	School	Record	Conf. Rec.	Conf. Finish	Postseason
2000-01	Temple	19-11	11-5	2nd East	WNIT
2001-02	Temple	20-11	12-4	2nd East	A-10 Tourn. Champ./NCAA 1st Round
2002-03	Temple	14-15	9-7	2nd East	
2003-04	Temple	21-10	14-2	1st East	A-10 Tourn. Champ./NCAA 1st Round
2004-05	Temple	28-4	16-0	1st East*	A-10 Tourn. Champ./NCAA 2nd Round
2005-06	Temple	24-8	12-4	3rd	A-10 Tourn. Champ./NCAA 1st Round
2006-07	Temple	25-8	13-1	2nd	NCAA 2nd Round
2007-08	Temple	21-13	12-2	T-1st	NCAA 1st Round
2008-09	South Carolina	10-18	2-12	11th	
2009-10	South Carolina	14-15	7-9	T-7th	
2010-11	South Carolina	18-15	8-8	T-5th	WNIT 2nd Round
2011-12	South Carolina	25-10	10-6	T-4th	NCAA Sweet 16
2012-13	South Carolina	25-8	11-5	T-4th	NCAA 2nd Round
2013-14	South Carolina	29-5	14-2	1st	NCAA Sweet 16
2014-15	South Carolina	34-3	15-1	T-1st	SEC Tourn. Champ./NCAA Final Four
2015-16	South Carolina	33-2	16-0	1st	SEC Tourn. Champ./NCAA Sweet 16
2016-17	South Carolina	33-4	14-2	1st	SEC Tourn. Champ./NCAA Champ.
2017-18	South Carolina	29-7	12-4	T-2nd	SEC Tourn. Champ./NCAA Elite Eight
2018-19	South Carolina	23-10	13-3	2nd	NCAA Sweet 16
2019-20	South Carolina	25-1	12-0		
Career	20th season	470-178	232-77		
At SC	12th season	298-98	133-52		

QUICK FACTS

Coaching Highlights

College

- 14 NCAA Tournament Appearances (8 at South Carolina)
- NCAA National Champion (2017)
- 15 20-Win Seasons (9 at South Carolina)
- 5 Regular-Season Conference Titles (SEC 2014, 2015, 2016, 2017; A-10 2008)
- 8 Conference Tournament Titles (SEC 2015, 2016, 2017, 2018; A-10 2002, 2004, 2005, 2006)
- 3-time Naismith National Coach of the Year Finalist (2014, 2015, 2016)
- Basketball Times National Coach of the Year (2014)
- 4-time WBCA Region Coach of the Year (Region 3 2014, 2015, 2016; Region 1 2005)
- Five-time Conference Coach of the Year (SEC 2014, 2015, 2016; A-10 2004, 2005)

USA Basketball

- Senior National Team Head Coach (2017-20) – FIBA AmeriCup gold medal (2019), FIBA World Cup gold medal (2018), National Coach of the Year (2018)
- Senior National Team Asst. Coach (2006-08, 2014-16) – Rio Olympics gold medal (2016), FIBA World Championship gold medal (2014), Beijing Olympics gold medal (2008), FIBA Americas Championship gold medal (2007), FIBA World Championship bronze medal (2006)
- U19 National Team Head Coach – FIBA U19 World Championship gold medal (2015), co-National Coach of the Year (2015)
- U18 National Team Head Coach – FIBA U18 Americas Championship gold medal (2014)
- Pan Am Games Head Coach – Gold medal (2007)

Playing Highlights

U.S. Professional – 11 seasons

- Five-time WNBA All-Star (2001, 2002, 2003, 2005, 2006)
- Two-time ABL All-Star (1997, 1998)
- WNBA All-Decade Team

USA Basketball

- Olympic gold medalist (1996, 2000, 2004)
- Flag bearer for U.S. in Olympic Games Opening Ceremony (2004)
- Two-time USA Basketball Female Athlete of the Year (1994, 2004)

College – Virginia (1989-92)

- Kodak All-America (1990, 1991, 1992)
- Honda-Broderick Cup Award for Collegiate Female Athlete of the Year (1991)
- Two-time ACC Player of the Year (1991, 1992)
- NCAA Tournament MOP (1991)

Other Notables

- Naismith Memorial Basketball Hall of Fame, Class of 2013
- Order of the Palmetto Recipient (2013)
- Women's Basketball Hall of Fame, Class of 2012

STALEY-ERA TEAM RECORDS

Scoring

Most	Points
1. vs. USC Upstate, 11/21/19	112
2. vs. Savannah State, 12/14/14	111
3. vs. Alabama State, 11/5/19	103
4. at Alabama, 1/8/15	102
5. vs. ETSU, 11/22/18	101
vs. Western Carolina, 11/30/17	101

Fewest	Points
1. at Stanford, 11/26/10	32*
2. vs. Georgia, 3/4/11	34
3. vs. Mississippi State, 3/5/09	39
4. at Georgia, 1/13/13	40
5. at Mississippi State, 2/26/09	41

Fewest Allowed	Points
1. vs. South Carolina State, 12/14/11	21
2. vs. Presbyterian, 11/27/11	24
3. vs. NC Central, 12/1/14	26
vs. SC State, 12/22/13	26
5. vs. NC Central, 12/2/13	27

Most Allowed	Points
1. at Connecticut, 2/11/19	97
2. vs. Arkansas, 3/8/19	95
3. vs. Baylor, 12/2/18	94
vs. Connecticut, 3/26/18	94
at Clemson, 11/19/09	94

Margin of Outcome

Victory	Score	Margin
1. vs. USC Upstate, 11/21/19	112-32	+80
2. vs. Charleston Southern, 11/8/13	99-29	+70
3. vs. Alabama State, 11/10/17	99-31	+68
vs. NC Central, 12/1/14	90-26	+64
5. vs. Savannah State, 12/14/14	111-49	+62

Defeat	Score	Margin
1. at Stanford, 11/26/10	32-70	-38
2. vs. Georgia, 3/4/11	34-66	-32
3. vs. Stanford, 12/19/08	47-78	-31
4. at Penn State, 11/21/10	48-78	-30
5. vs. Connecticut, 3/26/18	65-94	-29
vs. Connecticut, 12/28/08	48-77	-29

Field Goals

Made	FGM
1. vs. USC Upstate, 11/21/19	43
2. vs. Savannah State, 12/17/17	39
vs. Western Carolina, 11/30/17	39
vs. Charleston Southern, 11/8/13	39
5. vs. Minnesota, 12/11/16	38
vs. Savannah State, 12/14/14	38
vs. Clemson, 11/20/14	38

Attempts	FGA
1. at Arkansas, 2/3/19	80
2. vs. Arkansas, 1/9/20	79
3. vs. USC Upstate, 11/21/19	77
4. vs. Purdue, 12/15/19	76
vs. Penn State, 11/20/11	76

Highest Percentage (Min. 40 FGA)	FGM-A	Pct
1. at Vanderbilt, 1/18/18	36-54	.667
2. vs. Savannah State, 3/20/15	34-53	.642
3. at Alabama, 1/8/15	37-58	.638
4. vs. Kentucky, 2/26/17	34-55	.618
5. vs. Florida State, 3/29/15	30-49	.612

Lowest Percentage (Min. 40 FGA)	FGM-A	Pct
1. at Stanford, 11/26/10	12-55	.218
2. vs. Georgia, 3/4/11	12-52	.231
3. at Florida, 1/20/13	15-64	.234
4. at Kentucky, 2/5/09	13-55	.236
5. at Georgia, 1/2/11	13-54	.241

Lowest %age Allowed (Min. 40 FGA)	FGM-A	Pct
1. vs. South Carolina State, 12/14/11	6-48	.125
2. vs. USC Upstate, 11/21/19	10-63	.159
3. vs. NC Central, 12/2/13	8-50	.160
4. vs. Charleston Southern, 11/8/13	10-54	.185
5. vs. Arkansas, 3/6/15	11-57	.193
vs. Hampton, 11/22/12	11-57	.193

Highest %age Allowed (Min. 40 FGA)	FGM-A	Pct
1. vs. Connecticut, 3/26/18	37-63	.587
2. vs. Connecticut, 2/11/19	37-65	.569
3. vs. Connecticut, 12/28/08	35-62	.565
vs. Florida, 1/9/11	26-46	.565
5. vs. Tennessee, 1/14/18	31-55	.564

3-Point Field Goals

Made	3FGM
1. vs. Minnesota, 12/11/16	16
2. vs. Temple, 12/21/18	15
3. vs. Appalachian State, 12/5/18	14
at Auburn, 1/5/17	14
5. vs. USC Upstate, 11/21/19	12
vs. Kentucky, 3/5/16	12

Attempts	3FGA
1. vs. Minnesota, 12/11/16	33
2. vs. Syracuse, 3/25/16	32
3. vs. Temple, 12/21/18	31
4. vs. Drake, 11/24/18 (includes overtime)	30
5. vs. Penn State, 11/20/11	29

Percentage (Min. 5 3FGA)	3FGM-A	Pct
1. vs. ETSU, 11/22/18	11-16	.688
2. vs. Kentucky, 2/18/18	6-9	.667
vs. Oregon State, 3/25/14	4-6	.667
vs. Ole Miss, 1/30/14	4-6	.667
vs. Savannah State, 12/28/13	4-6	.667
vs. Western Carolina, 12/29/12	6-9	.667
at Alabama, 1/10/10	8-12	.667
vs. Charlotte, 12/21/08	8-12	.667

Free Throws

Made	FTM
1. vs. Savannah State, 12/14/14	34
vs. Oregon State, 3/25/14	34
3. vs. Missouri, 1/10/16	32
vs. Ole Miss, 1/30/14	32
at Mississippi State, 1/6/12	32

Attempts	FTA
1. at Mississippi State, 1/6/13	50
2. vs. Savannah State, 12/28/13	48
3. vs. Savannah State, 12/14/14	47
4. vs. Missouri, 2/2/14	46
5. vs. Seton Hall, 11/17/13	44
vs. South Carolina State, 12/21/12	44

Percentage (Min. 10 FTA)	FTM-A	Pct
1. vs. Quinnipiac, 3/25/17	18-19	.947
2. at Texas A&M, 2/23/17	15-16	.923
3. vs. Kentucky, 2/18/18	23-25	.920
4. vs. Temple, 12/21/18	11-12	.917
5. vs. Mississippi State, 3/4/18	10-11	.909
vs. Alabama, 1/19/14	10-11	.909

Rebounding

Total	Rebs
1. vs. Arkansas, 1/9/20	63
2. at Missouri, 1/16/20	62
vs. Arkansas, 1/25/18	62
vs. College of Charleston, 11/14/13	62
5. at Florida, 1/20/13	59

Margin	Rebs	Margin
1. vs. Savannah State, 12/14/14	56-21	+35
2. vs. Hampton, 12/16/15	52-19	+33
3. at Missouri, 1/16/20	62-30	+32
4. vs. Arkansas, 1/25/18	62-31	+31
5. vs. Arkansas, 1/9/20	63-33	+30

Offensive	Off. Rebs
1. vs. Elon, 11/9/12	29
2. vs. Arkansas, 1/25/18	27
vs. College of Charleston, 11/23/11	27
4. at Missouri, 1/16/20	26
vs. Kansas, 3/25/13	26
at Florida, 1/20/13	26

Turnovers

Fewest	TOs
1. at Tennessee, 2/2/12	4
2. at Ole Miss, 1/4/18	5
vs. UNC Asheville, 3/17/17	5
vs. Vanderbilt, 2/16/17	5
vs. CSU Bakersfield, 11/28/15	5
at Clemson, 11/18/15	5
vs. Syracuse, 11/28/14	5
vs. Tennessee, 2/23/15	5
at Missouri, 2/28/13	5
vs. Georgia, 3/2/12	5
vs. Ole Miss, 3/3/11	5

Most	TOs
1. at Wake Forest, 12/3/08	32
2. at Ole Miss, 2/25/16	29
vs. Hampton, 11/22/12	29
vs. Kentucky, 1/15/12	29
5. at Kentucky, 1/13/11	28

Assists

1. vs. Minnesota, 12/11/16	29
2. vs. USC Upstate, 11/21/19	28
3. vs. NC Central, 12/1/14	26
4. vs. Appalachian State, 11/17/19	25
vs. Winthrop, 12/13/15	25
vs. UNCG, 11/15/15	25
vs. San Diego State, 11/23/14	25
vs. Clemson, 11/20/14	25
vs. Alabama, 1/19/14	25
vs. Charleston Southern, 11/8/13	25

Steals

1. at Alabama State, 11/11/18	22
2. vs. Alabama State, 11/10/17	21
vs. NC Central, 12/1/14	21
vs. Furman, 12/11/11	21
5. vs. USC Upstate, 11/21/19	18
vs. San Diego State, 11/23/14	18

Blocked Shots

1. vs. Appalachian State, 11/17/19	17*
2. vs. Alabama State, 11/5/19	16
vs. Clemson, 11/15/18	16
vs. Winthrop, 12/13/15	16
5. vs. Arkansas, 3/6/15	15

* indicates also a school record



LAETICIA AMIHERE

6-4 • R-Fr • Forward • Mississauga, Ontario

15

Career Stats at South Carolina

Season	gp-gs	min/avg	fg-fga	pct	3fg-fga	pct	ft-fa	pct	off	def	tot	avg	pf	fo	ast	to	blk	stl	pts	avg
2019-20	22-0	305/13.9	40-89	.449	5-11	.455	29-55	.527	30	59	89	4.0	47	1	14	38	25	15	114	5.2
TOTAL	22-0	305/13.9	40-89	.449	5-11	.455	29-55	.527	30	59	89	4.0	47	1	14	38	25	15	114	5.2

High School Notables

- Ranked the No. 10 overall recruit and the No. 2 forward in the 2019 class
- Saw her high school career shortened by season-ending injuries in her junior and senior seasons, the latter of which allowed her to graduate early and enroll at South Carolina in January 2019
- Earned honorable mention All-America honors from the WBCA (2019) and was selected for the 2019 Biosteel All-Canadian Basketball Game
- Has won two medals in two international competitions with Team Canada – bronze at the 2017 FIBA U19 World Cup (All-Tournament Team) and gold at the 2015 FIBA U16 Americas Cup
- Played five exhibition games with the Canada Senior Women's National Team in 2017
- Became first Canadian woman to dunk in a game when she threw one down at the age of 15

Season Highlights

- Has been rediscovering her feel for the game and explosiveness after overcoming a Fall 2018 injury
- Missed three games (Feb. 1-10) while helping Canada qualify for the Tokyo 2020 Olympics at the FIBA Olympic Qualifying Tournament in Belgium (Feb. 7-9)
- Ranks 14th in the SEC in blocked shots per game, 12th in conference games (1.3)
- Strong second half at Ole Miss (Jan. 30), shooting 6-of-6 in the period for all of her career-high 16 points
- Solid all around game at Vanderbilt (Jan. 12) with 11 points, five rebounds, two blocks and two steals
- Great SEC debut with aggressive offensive mentality for season-high 14 points against #13/13 Kentucky (Jan. 2)
- Snagged four of her career-high nine rebounds in the fourth quarter against Purdue (Dec. 15)
- Grabbed a pair of key rebounds and hit three straight free throws to end a 10-0 run that got Temple (Dec. 7) within two points early in the third quarter
- Scored six of her then career-high 10 points in the first half against USC Upstate (Nov. 21), beginning with her first 3 of the season
- Missed the Appalachian State (Nov. 17) game to be with Team Canada for the FIBA Women's Olympic Pre-Qualifying Americas Tournament in Edmonton
- Was aggressive on the glass in college debut against Alabama State (Nov. 5)

Awards

High School

WBCA All-America, Honorable Mention (2019)

Team Canada

2020 FIBA Olympic Qualifying Tourn. (Belgium)
 2017 FIBA U19 World Cup, bronze medal
 2017 FIBA U19 World Cup, All-Tournament Team
 2016 FIBA U17 FIBA World Cup
 2015 FIBA U16 Americas Cup, gold medal

Miscellaneous

	Season	Career	Record
10+ Points	4	4	4-0
Team-High Pts.	1	1	1-0
Team-High Rebs.	1	1	1-0
Tm-High Assists	1	1	1-0

Career Highs

Pts 16 at Ole Miss, 1/30/20
FG 6, 2x, last at Ole Miss, 1/30/20
FGA 9 at Vanderbilt, 1/12/20
3FG 2 at Ole Miss, 1/30/20
3FGA 3 at Ole Miss, 1/30/20
FT 3, 3x, last at Missouri, 1/16/20
FTA 6 vs. Washington St., 11/29/19
Reb 9 vs. Purdue, 12/15/19
Off Reb 3, 3x, last vs. Vanderbilt, 2/17/20
Blk 3, 2x, last at Ole Miss, 1/30/20
Stl 3 vs. Purdue, 12/15/19
Asst 3 vs. Duke, 12/19/19
Min 22 at Ole Miss, 1/30/20

SEC Career Highs

Pts 16 at Ole Miss, 1/30/20
FG 6, 2x, last at Ole Miss, 1/30/20
FGA 8, 2x, last at Ole Miss, 1/30/20
3FG 2 at Ole Miss, 1/30/20
3FGA 3 at Ole Miss, 1/30/20
FT 3, 2x, last at Missouri, 1/16/20
FTA 4, 3x, last at Georgia, 1/26/20
Reb 7, 2x, last vs. Vanderbilt, 2/17/20
Off Reb 3, 2x, last vs. Vanderbilt, 2/17/20
Blk 3, 2x, last at Ole Miss, 1/30/20
Stl 2, 2x, last vs. Vanderbilt, 2/17/20
Asst 2 at Georgia, 1/26/20
Min 22 at Ole Miss, 1/30/20

GAME-BY-GAME

Opponent	Date	gs	min	Total		3-Pointers		Free throws		Rebounds				pf	a	t/o	blk	stl	pts	avg
				fg-fga	pct	3fg-fga	pct	ft-fa	pct	off	def	tot	avg							
ALABAMA STATE	11/05/19	14	2-3	.667	0-0	.000	2-4	.500	2	4	6	6.0	2	1	4	2	0	6	6.0	
at #4/5 Maryland	11/10/19	6	0-0	.000	0-0	.000	1-2	.500	0	1	1	3.5	0	0	1	0	1	3.5		
at Dayton	11/13/19	15	1-3	.333	0-0	.000	0-0	.000	2	1	3	3.3	4	3	3	0	0	2	3.0	
USC UPSTATE	11/21/19	20	4-7	.571	1-1	1.000	1-2	.500	2	4	6	4.0	3	1	1	1	0	10	4.8	
at Clemson	11/24/19	14	0-3	.000	0-1	.000	1-2	.500	0	6	6	4.4	3	0	2	2	1	1	4.0	
vs #17/23 Indiana	11/28/19	17	2-4	.500	0-0	.000	1-4	.250	0	4	4	4.3	1	0	1	1	1	5	4.2	
vs Washington State	11/29/19	15	0-3	.000	0-0	.000	1-6	.167	1	3	4	4.3	4	0	2	0	0	1	3.7	
vs #2/2 Baylor	11/30/19	8	1-2	.500	0-1	.000	1-2	.500	1	0	1	3.9	1	0	0	0	0	3	3.6	
at Temple	12/07/19	11	1-3	.333	0-1	.000	3-4	.750	3	1	4	3.9	3	0	1	2	0	5	3.8	
PURDUE	12/15/19	18	0-3	.000	0-0	.000	1-2	.500	1	8	9	4.4	1	1	2	2	3	1	3.5	
DUKE	12/19/19	15	3-6	.500	0-0	.000	2-2	1.000	2	2	4	4.4	3	3	4	1	2	8	3.9	
#25/21 SOUTH DAKOTA	12/22/19	11	0-1	.000	0-0	.000	0-2	.000	0	2	2	4.2	2	0	1	1	0	0	3.6	
#13/13 KENTUCKY	01/02/20	17	6-8	.750	0-1	.000	2-3	.667	2	2	4	4.2	2	1	0	1	0	14	4.4	
at Alabama	01/05/20	11	2-3	.667	0-0	.000	0-0	.000	1	2	3	4.1	3	0	0	0	1	4	4.4	
#21/21 ARKANSAS	01/09/20	7	2-3	.667	0-0	.000	0-0	.000	1	1	2	3.9	0	0	1	0	0	4	4.3	
at Vanderbilt	01/12/20	19	4-9	.444	0-0	.000	3-4	.750	2	3	5	4.0	4	1	3	2	2	11	4.8	
at Mizzou	01/16/20	16	1-7	.143	1-1	1.000	3-4	.750	3	4	7	4.2	5	1	2	1	0	6	4.8	
#9/9 MISSISSIPPI ST	01/20/20	4	0-1	.000	0-0	.000	0-2	.000	2	0	2	4.1	1	0	2	0	0	0	4.6	
at Georgia	01/26/20	16	1-2	.500	0-0	.000	1-4	.250	1	3	4	4.1	1	2	0	3	0	3	4.5	
at Ole Miss	01/30/20	22	6-8	.750	2-3	.667	2-2	1.000	0	1	1	3.9	1	0	2	3	1	16	5.1	
AUBURN	02/13/20	15	1-5	.200	0-0	.000	2-2	1.000	1	3	4	3.9	0	0	3	1	1	4	5.0	
VANDERBILT	02/17/20	14	3-5	.600	1-2	.500	2-2	1.000	3	4	7	4.0	3	0	3	2	2	9	5.2	
Totals		0	305	40-89	.449	5-11	455	29-55	527	30	59	89	4.0	47	14	38	25	15	114	5.2

Games played: 22
 Minutes/game: 13.9
 Points/game: 5.2
 FG Pct: 44.9
 3FG Pct: 45.5

Rebounds/game: 4.0
 Assists/game: 0.6
 Turnovers/game: 1.7
 Assist/turnover ratio: 0.4
 Steals/game: 0.7



BREA BEAL

6-1 • Fr. • Guard • Rock Island, Ill.

12

Career Stats at South Carolina

Season	gp-gs	min/avg	fg-fga	pct	3fg-fga	pct	ft-fta	pct	off	def	tot	avg	pf	fo	ast	to	blk	stl	pts	avg
2019-20	26-26	571/22.0	57-145	.393	13-45	.289	35-64	.547	43	97	140	5.4	36	0	26	37	17	25	162	6.2
TOTAL	26-26	571/22.0	57-145	.393	13-45	.289	35-64	.547	43	97	140	5.4	36	0	26	37	17	25	162	6.2

High School Notables

- Ranked No. 11 recruit in the Class of 2019 and the No. 3 wing player in the class
- Earned consensus All-America selection after her senior season (2018-19), during which she averaged 26.0 points, 14.0 rebounds and 5.0 assists
- Named Illinois Ms. Basketball three times (2017, 2018, 2019), adding Illinois AP Class 4A Second-Team All-State honors as a freshman
- Also captured Illinois Player of the Year honors from Gatorade (2017, 2018, 2019) and USA Today (2019)
- Played in the McDonald's All-American Game and the Jordan Brand Classic (2019)
- Finished career is all-time leading scorer in Western Big 6 history
- Helped Rock Island to 30-2 record and sectional title as a senior (2018-19)

Season Highlights

- Steady, solid player at a number of positions ... regularly draws toughest defensive assignment
- Snagged a career-best 13 rebounds at Missouri (Jan. 16), six of which came in the first quarter
- Hit a pair of 3s as part of Gamecocks' 5-of-5 3-point shooting start against Auburn (Feb. 13)
- Pulled down 12 rebounds against #21/21 Arkansas (Jan. 9), including four offensive in the second quarter
- Scored five of the team's first 11 points and added three steals in opening quarter of her SEC debut against #13/13 Kentucky (Jan. 2) ... tied her career-high scoring by halftime en route to game-high tying 15 points
- Caught fire in the third quarter at Clemson (Nov. 24), scoring eight of her then career-high 11 points in the period
- Cracked double figures for the first time against App State (Nov. 17), scoring six of her 10 points in the fourth quarter
- With 10 rebounds at Dayton (Nov. 13), became first Gamecock freshman to post back-to-back double-digit rebound games since A'ja Wilson in 2014-15
- Grabbed seven of her team-high 10 rebounds at #4/5 Maryland (Nov. 10) in the third quarter to help stymie a Terrapin run
- Drew the start in her first career game against Alabama State (Nov. 5)

Awards

High School

- Naismith All-America Third Team (2019)
- WBCA All-America Third Team (2019)
- McDonald's All-America (2019)
- USA Today Illinois Player of the Year (2019)
- Gatorade Illinois Player of the Year (2017, 2018, 2019)
- Illinois Ms. Basketball (2017, 2018, 2019)

Miscellaneous

	Season	Career	Record
10+ Points	5	5	5-0
10+ Rebounds	4	4	4-0
Team-High Points	1	1	1-0
Team-High Rebs.	3	3	3-0
Team-High Assts.	2	2	2-0

Career Highs

Pts	15 vs. Kentucky, 1/2/20
FG	7 vs. Kentucky, 1/2/20
FGA	11 vs. Kentucky, 1/2/20
3FG	3 at Clemson, 11/24/19
3FGA	5 at Clemson, 11/24/19
FT	8 at Maryland, 11/10/19
FTA	12 at Maryland, 11/10/19
Reb	13 at Missouri, 1/16/20
Blk	2, 4x, last vs. Vanderbilt, 2/17/20
Stl	3, 4x, last vs. Mississippi State, 1/20/20
Asst	4, 2x, last vs. Appalachian State, 11/17/19
Min	32 vs. Indiana, 11/28/19

SEC Career Highs

Pts	15 vs. Kentucky, 1/2/20
FG	7 vs. Kentucky, 1/2/20
FGA	11 vs. Kentucky, 1/2/20
3FG	2 vs. Auburn, 2/13/20
3FGA	2 vs. Auburn, 2/13/20
FT	3, 2x, last at Missouri, 1/16/20
FTA	6 at Missouri, 1/16/20
Reb	13 at Missouri, 1/16/20
Blk	2, 2x, last vs. Vanderbilt, 2/17/20
Stl	3, 2x vs. Mississippi State, 1/20/20
Asst	2 at Alabama, 1/5/20
Min	28 at Missouri, 1/16/20

GAME-BY-GAME

Opponent	Date	gs	min	Total		3-Pointers		Free throws		Rebounds			pf	a	t/o	blk	stl	pts	avg		
				fg-fga	pct	3fg-fga	pct	ft-fta	pct	off	def	tot								avg	
ALABAMA STATE	11/05/19	*	17	1-5	.200	1-2	.500	1-2	.500	1	4	5	5	3	3	0	0	4	4.0		
at #4/5 Maryland	11/10/19	*	26	0-6	.000	0-2	.000	8-12	.667	2	8	10	7.5	0	4	0	1	1	8	6.0	
at Dayton	11/13/19	*	22	0-4	.000	0-1	.000	1-4	.250	4	6	10	8.3	1	1	0	0	0	1	4.3	
APPALACHIAN STATE	11/17/19	*	20	3-6	.500	0-1	.000	4-4	1.000	1	8	9	8.5	3	4	4	2	0	10	5.8	
USC UPSTATE	11/21/19	*	15	3-4	.750	0-0	.000	0-0	.000	2	1	3	7.4	0	3	1	1	1	6	5.8	
at Clemson	11/24/19	*	24	4-7	.571	3-5	.600	0-0	.000	0	3	3	6.7	1	2	2	0	3	11	6.7	
vs #17/23 Indiana	11/28/19	*	32	4-10	.400	0-4	.000	1-5	.200	2	4	6	6.6	0	3	0	0	9	7.0		
vs Washington State	11/29/19	*	23	2-2	1.000	0-0	.000	0-0	.000	0	4	4	6.3	2	0	3	0	0	4	6.6	
vs #2/2 Baylor	11/30/19	*	26	2-4	.500	0-2	.000	1-2	.500	0	5	5	6.1	3	0	3	1	0	5	6.4	
at Temple	12/07/19	*	20	3-7	.429	2-3	.667	2-3	.667	1	6	7	6.2	0	0	3	0	0	10	6.8	
PURDUE	12/15/19	*	16	1-6	.167	0-1	.000	3-3	1.000	0	4	4	6.0	1	0	1	1	2	5	6.6	
DUKE	12/19/19	*	25	3-7	.429	1-4	.250	3-6	.500	3	4	7	6.1	0	2	2	2	3	10	6.9	
#25/21 SOUTH DAKOTA	12/22/19	*	23	3-8	.375	1-1	1.000	2-2	1.000	3	2	5	6.0	2	0	2	0	0	9	7.1	
#13/13 KENTUCKY	01/02/20	*	23	7-11	.636	0-0	.000	1-4	.250	3	2	5	5.9	3	1	2	1	3	15	7.6	
at Alabama	01/05/20	*	15	0-3	.000	0-3	.000	0-0	.000	0	4	4	5.8	3	2	3	0	2	0	7.1	
#21/21 ARKANSAS	01/09/20	*	25	2-6	.333	0-1	.000	0-1	.000	6	6	12	6.2	2	1	2	0	0	4	6.9	
at Vanderbilt	01/12/20	*	20	2-3	.667	0-0	.000	3-4	.750	0	6	6	6.2	1	1	0	1	2	7	6.9	
at Mizzou	01/16/20	*	28	0-2	.000	0-1	.000	3-6	.500	5	8	13	6.6	1	0	0	2	2	3	6.7	
#9/9 MISSISSIPPI ST	01/20/20	*	25	2-5	.400	0-0	.000	0-0	.000	2	2	4	6.4	2	0	1	1	3	4	6.6	
at Georgia	01/26/20	*	21	3-7	.429	1-1	1.000	0-1	.000	0	2	2	6.2	1	0	1	0	0	7	6.6	
at Ole Miss	01/30/20	*	17	2-8	.250	0-3	.000	0-0	.000	1	1	2	6.0	0	1	1	0	0	4	6.5	
#22/22 TENNESSEE	02/02/20	*	24	2-4	.500	0-0	.000	0-0	.000	0	1	1	5.8	2	0	0	2	1	4	6.4	
at #25/- Arkansas	02/06/20	*	17	2-7	.286	1-3	.333	0-0	.000	3	3	6	5.8	1	1	1	0	0	5	6.3	
#5/6 UCONN	02/10/20	*	25	2-4	.500	1-3	.333	0-2	.000	1	1	2	5.6	0	0	2	0	0	5	6.3	
AUBURN	02/13/20	*	20	2-2	1.000	2-2	1.000	2-2	1.000	1	0	1	5.4	2	0	0	0	1	8	6.3	
VANDERBILT	02/17/20	*	22	2-7	.286	0-2	.000	0-1	.000	2	2	4	5.4	2	0	0	2	1	4	6.2	
Totals			26	571	57-145	.393	13-45	289	35-64	.547	43	97	140	5.4	36	26	37	17	25	162	6.2

Games played: 26
 Minutes/game: 22.0
 Points/game: 6.2
 FG Pct: 39.3
 3FG Pct: 28.9
 FT Pct: 54.7

Rebounds/game: 5.4
 Assists/game: 1.0
 Turnovers/game: 1.4
 Assist/turnover ratio: 0.7
 Steals/game: 1.0
 Blocks/game: 0.7



ALIYAH BOSTON

6-5 • Fr. • Forward • St. Thomas, U.S.V.I.

4

Career Stats at South Carolina

Season	gp-gs	min/avg	fg-fga	pct	3fg-fga	pct	ft-fa	pct	off	def	tot	avg	pf	fo	ast	to	blk	stl	pts	avg
2019-20	26-26	610/23.5	143-227	.630	1-6	.167	56-71	.789	100	135	235	9.0	56	1	31	28	70	36	343	13.2
TOTAL	26-26	610/23.5	143-227	.630	1-6	.167	56-71	.789	100	135	235	9.0	56	1	31	28	70	36	343	13.2

High School Notables

- Ranked No. 3 recruit in the Class of 2019 and the top post player in the class
- Earned consensus All-America selection after her senior season (2018-19), during which she averaged 17.3 points, 10.6 rebounds and 3.2 blocks
- Captured Massachusetts Player of the Year honors from Gatorade (2017, 2018, 2019) and USA Today (2019)
- Played in the McDonald's All-American Game and the Jordan Brand Classic (2019)
- Named NEPSAC Class A Player of the Year (2018, 2019) and a NEPSAC Class A All-Star in 2017
- Helped Worcester Academy to 24-1 record and second-straight New England Prep School Athletic Council (NEPSAC) Class A championship in 2018-19

Season Highlights

- Physical forward who thrives on contact in the post with solid shooting range
- 17th in the nation in blocks per game and seventh in field goal percentage – second in the SEC in both
- 14th in SEC in scoring, third in rebounding (best among freshmen), fourth in offensive rebounds (3.8)
- Averages a double-double against SEC teams (13.8 ppg/10.3 rpg) and ranked teams (14.6 ppg/10.6 rpg)
- Set a new record for double-doubles by a freshman with her 11th of the year against Vanderbilt (Feb. 17)
- Scored seven unanswered points to close first half against Auburn (Feb. 13) for 19-point halftime lead
- Dominated the glass early against #5/6 UConn (Feb. 10) with nine rebounds in the first quarter on her way to her 10th double-double of the season
- Matched Gamecock freshman record with her fifth SEC double-double of the season at #25/- Arkansas (Feb. 6)
- Showed shooting range at Georgia (Jan. 26), hitting 4-of-5 outside the paint en route to team-high scoring honors
- Notched eighth double-double with 12 rebounds and a career-high 21 points, including seven in the fourth quarter, against #9/9 Mississippi State (Jan. 20)
- Was an absolute force against #21/21 Arkansas (Jan. 9), snagging a Gamecock freshman-record 25 rebounds, including nine in the first quarter, during which she also netted eight points
- Earned first career SEC double-double (17 pts/12 rebs) at Alabama (Jan. 5) with four of the team's first six points
- Scored 8 of her 14 points against #13/13 Kentucky (Jan. 2) in the dominant first quarter
- Notched 10 of her 20 points and six of her 13 rebounds in the fourth quarter against #2/2 Baylor (Nov. 30) to clinch Paradise Jam Reef Division MVP honors
- Set inside tone early at #4/5 Maryland (Nov. 10), scoring eight of the team's first 10 points and blocking five shots in the opening quarter
- Posted first triple-double by a freshman in program history and the first by any NCAA Div. I player in her career debut against Alabama State (Nov. 5), including a school-record tying 10 blocks

GAME-BY-GAME

Opponent	Date	gs	min	Total		3-Pointers		Free throws		Rebounds		pf	a	t/o	blk	stl	pts	avg			
				fg-fga	pct	3fg-fga	pct	ft-fa	pct	off	def								tot	avg	
ALABAMA STATE	11/05/19	*	21	3-8	.375	0-0	.000	6-8	.750	7	5	12	12.0	2	1	0	3	12	12.0		
at #4/5 Maryland	11/10/19	*	32	6-10	.600	0-0	.000	2-2	1.000	2	5	7	9.5	3	1	0	5	0	14	13.0	
at Dayton	11/13/19	*	16	5-6	.833	0-0	.000	1-2	.500	0	2	2	7.0	2	0	0	1	11	12.3		
APPALACHIAN STATE	11/17/19	*	23	6-6	1.000	0-0	.000	2-4	.500	5	5	10	7.8	3	3	1	4	2	14	12.8	
USC UPSTATE	11/21/19	*	17	8-9	.889	0-0	.000	2-2	1.000	5	5	10	8.2	0	2	0	3	2	18	13.8	
at Clemson	11/24/19	*	19	5-7	.714	0-0	.000	3-5	.600	1	3	4	7.5	2	1	0	1	3	13	13.7	
vs #17/23 Indiana	11/28/19	*	14	5-6	.833	0-0	.000	0-0	.000	2	0	2	6.7	5	0	2	1	0	10	13.1	
vs Washington State	11/29/19	*	21	7-10	.700	0-0	.000	1-2	.500	5	3	8	6.9	4	2	1	2	15	13.4		
vs #2/2 Baylor	11/30/19	*	32	9-12	.750	0-0	.000	2-2	1.000	4	9	13	7.6	3	0	0	2	0	20	14.1	
at Temple	12/07/19	*	29	4-14	.286	0-0	.000	2-2	1.000	6	2	8	7.6	2	2	0	3	2	10	13.7	
PURDUE	12/15/19	*	25	5-9	.556	0-0	.000	0-0	.000	1	5	6	7.5	3	4	2	4	2	10	13.4	
DUKE	12/19/19	*	22	5-8	.625	0-0	.000	0-0	.000	4	4	8	7.5	2	1	0	1	1	10	13.1	
#25/21 SOUTH DAKOTA	12/22/19	*	27	1-5	.200	0-0	.000	5-6	.833	5	4	9	7.6	3	1	5	5	1	7	12.6	
#13/13 KENTUCKY	01/02/20	*	23	5-7	.714	0-0	.000	4-4	1.000	4	2	6	7.5	1	2	1	0	14	12.7		
at Alabama	01/05/20	*	21	5-8	.625	0-0	.000	7-9	.778	5	7	12	7.8	2	0	3	3	1	17	13.0	
#21/21 ARKANSAS	01/09/20	*	30	7-14	.500	0-0	.000	5-6	.833	10	15	25	8.9	2	0	0	5	1	19	13.4	
at Vanderbilt	01/12/20	*	19	5-9	.556	0-0	.000	0-0	.000	1	7	8	8.8	1	0	0	3	1	10	13.2	
at Mizzou	01/16/20	*	20	5-12	.417	0-0	.000	0-0	.000	6	4	10	8.9	3	1	3	1	0	10	13.0	
#9/9 MISSISSIPPI ST	01/20/20	*	31	10-14	.714	0-0	.000	1-1	1.000	4	8	12	9.1	3	3	1	1	0	21	13.4	
at Georgia	01/26/20	*	23	6-8	.750	0-0	.000	3-4	.750	1	5	6	8.9	2	1	3	0	4	15	13.5	
at Ole Miss	01/30/20	*	18	3-3	1.000	0-0	.000	1-2	.500	3	5	8	8.9	0	1	1	1	1	7	13.2	
#22/22 TENNESSEE	02/02/20	*	25	3-5	.600	0-0	.000	4-4	1.000	0	5	5	8.7	2	1	1	2	2	10	13.0	
at #25/- Arkansas	02/06/20	*	30	7-8	.875	0-0	.000	4-4	1.000	6	9	15	9.0	2	1	1	7	2	18	13.3	
#5/6 UCONN	02/10/20	*	37	6-14	.429	1-5	.200	0-0	.000	6	6	12	9.1	1	1	2	2	3	13	13.3	
AUBURN	02/13/20	*	16	6-8	.750	0-0	.000	1-2	.500	2	1	3	8.8	2	0	0	1	2	13	13.2	
VANDERBILT	02/17/20	*	19	6-7	.857	0-1	.000	0-0	.000	5	9	14	9.0	1	2	1	2	0	12	13.2	
Totals			26	610	143-227	.630	1-6	.167	56-71	.789	100	135	235	9.0	56	31	28	70	36	343	13.2

Games played: 26
 Minutes/game: 23.5
 Points/game: 13.2
 FG Pct: 63.0
 3FG Pct: 16.7
 FT Pct: 78.9

Rebounds/game: 9.0
 Assists/game: 1.2
 Turnovers/game: 1.1
 Assist/turnover ratio: 1.1
 Steals/game: 1.4
 Blocks/game: 2.7

Awards

- 2020 Wooden Award Last Season Top 20, Naismith Midseason Team
- 2020 Lisa Leslie Award Top 10
- 2020 Naismith Def. POY Midseason Team
- 2020 Ann Meyers Drysdale Watch List
- 5x SEC Freshman of the Week
- 2x USBWA National Freshman of the Week
- Paradise Jam Reef Division MVP

High School

- Naismith, WBCA All-America Second Team (2019)
- McDonald's and SLAM All-America (2019)
- USA Today Massachusetts Player of the Year (2019)
- Gatorade Massachusetts POY (2017, 2018, 2019)

USA Basketball

- 2019 FIBA U19 World Cup, gold medal
- 2018 Youth Olympic Games 3x3, gold medal
- 2018 FIBA U17 World Cup, gold medal, All-Star Five
- 2017 FIBA U16 Americas Cup, gold medal, MVP

In the Record Books

Game

- T-1st – Blocks in a game (10 vs. Alabama State, 11/5/19)
- 2nd – Rebounds in a game (25 vs. Arkansas, 1/9/20)
- Most rebounds by a freshman (25 vs. Arkansas, 1/9/20)

Miscellaneous

	Season	Career	Record
Triple-Double	1	1	1-0
Double-Double	11	11	11-0
10+ Points	24	24	23-1
10+ Rebounds	11	11	11-0
5+ Blocks	5	5	5-0
Tm-High Points	6	6	6-0
Tm-High Rebs.	18	18	18-0

Career Highs

- Pts 21 vs. Mississippi State, 1/20/20
- FG 10 vs. Mississippi State, 1/20/20
- FGA 14, 3x, last vs. Mississippi State, 1/20/20
- FT 7 at Alabama, 1/5/20
- FTA 9 at Alabama, 1/5/20
- Reb 25 vs. Arkansas, 1/9/20
- Off Reb 10 vs. Arkansas, 1/9/20
- Blk 10 vs. Alabama State, 11/5/19*
- Min 37 vs. UConn, 2/10/20

* indicates school record

SEC Career Highs

- Pts 21 vs. Mississippi State, 1/20/20
- FG 10 vs. Mississippi State, 1/20/20
- FGA 14, 2x, last vs. Mississippi State, 1/20/20
- FT 7 at Alabama, 1/5/20
- FTA 9 at Alabama, 1/5/20
- Reb 25 vs. Arkansas, 1/9/20
- Off Reb 10 vs. Arkansas, 1/9/20
- Blk 7 at Arkansas, 2/6/20
- Min 31 vs. Mississippi State, 1/20/20



ZIA COOKE

5-9 • Fr. • Guard • Toledo, Ohio

1

Career Stats at South Carolina

Season	gp-gs	min/avg	fg-fga	pct	3fg-fga	pct	ft-fa	pct	off	def	tot	avg	pf	fo	ast	to	blk	stl	pts	avg
2019-20	26-26	687/26.4	114-298	.383	37-92	.402	59-82	.720	29	54	83	3.2	43	0	52	47	6	32	324	12.5
TOTAL	26-26	687/26.4	114-298	.383	37-92	.402	59-82	.720	29	54	83	3.2	43	0	52	47	6	32	324	12.5

High School Notables

- Ranked No. 4 recruit in the Class of 2019 and the top point guard in the class
- Earned consensus All-America selection after her senior season (2018-19)
- Played in the McDonald's All-American Game and the Jordan Brand Classic (2019)
- Helped Rogers to a pair of Ohio Division II State Championships (2018, 2019)
- Captured multiple player of the year honors from Ohio Prep Sportswriters Association (OPSWA) Division II (2019), Toledo Blade (2018, 2019), Toledo City League (2017, 2018)
- Named to at least one all-state team in each of her last three seasons at Rogers

Season Highlights

- Dynamic, athletic guard with the ability to score in a variety of ways
- Ranks 22nd in the SEC in scoring and 13th in league games (14.9)
- Has led the team or tied for team lead in scoring in seven SEC games, cracking double figures in 10
- Dropped nine of her 15 points in the fourth quarter against #5/6 UConn (Feb. 10) to help the Gamecocks keep the Huskies at bay
- Notched her third 20-point SEC outing with 20 against #22/22 Tennessee (Feb. 2), including nine in the opening quarter to set the tone ... three 20+ SEC games tie A'ja Wilson for most by a Gamecock freshman
- Made the clutch play of the night against #9/9 Mississippi State, intercepting an in-bounds pass with six seconds left to seal the Carolina win ... scored five of her 13 points in the final quarter as well
- Went on a personal 10-2 run over 1:40 of the first quarter against #21/21 Arkansas (Jan. 9) en route to second-straight 20-point SEC game
- Bookended her team-high 20 points at Alabama (Jan. 5) with seven first-quarter and eight fourth-quarter points, including a quick 3 after the Tide had cut the lead to 10 early in the final period
- Scored six of team's first 10 points on the third quarter of SEC debut against #13/13 Kentucky (Jan. 2)
- Netted eight of her 14 points against Purdue (Dec. 15) in the third quarter, including four points in seven seconds to stop a 7-2 Boilermaker run
- Had best outside shooting night by a Gamecock freshman since 2011 with five 3s at Dayton (Nov. 13), finishing with 27 points for the most by a Gamecock freshman since 2009
- Added six of her 10 points at #4/5 Maryland (Nov. 10) in the second quarter to stretch lead to double figures at halftime
- Netted double-figures in her debut against Alabama State (Nov. 5), tying for team-high honors with 13 points

Awards

- Naismith HS Player of the Year Finalist (2019)
- Naismith HS All-America First Team (2019)
- WBCA HS All-America First Team (2019)
- McDonald's HS All-America (2019)
- SLAM HS All-America (2019)
- USA Today All-USA Third Team (2019)
- OPSWA Division II Ohio Player of the Year (2019)

USA Basketball

- 2018 FIBA U17 World Cup, gold medal
- 2017 FIBA U16 Americas Cup, gold medal

Miscellaneous

	Season	Career	Record
20+ Points	4	4	4-0
10+ Points	19	19	19-0
Tm-High Points	10	10	10-0
Tm-High Assists	2	2	2-0

Career Highs

Pts	27 at Dayton, 11/13/19
FG	9 at Dayton, 11/13/19
FGA	23 vs. Arkansas, 1/9/20
3FG	5 at Dayton, 11/13/19
3FGA	9 vs. Arkansas, 1/9/20
FT	6, 2x, last at Vanderbilt, 1/12/20
FTA	7, 3x, last at Georgia, 1/26/20
Reb	7 at Dayton, 11/13/19
Blk	1, 5x, last vs. Mississippi State, 1/20/20
Stl	4 vs. USC Upstate, 11/21/19
Asst	5 vs. USC Upstate, 11/21/19
Min	34 vs. Indiana, 11/28/19

GAME-BY-GAME

Opponent	Date	gs	min	Total		3-Pointers		Free throws		Rebounds		pf	a	t/o	blk	stl	pts	avg			
				fg-fga	pct	3fg-fga	pct	ft-fa	pct	off	def								tot	avg	
ALABAMA STATE	11/05/19	*	24	5-14	.357	0-3	.000	3-3	1.000	2	1	3	3.0	0	2	0	1	2	13	13.0	
at #4/5 Maryland	11/10/19	*	23	2-9	.222	0-3	.000	6-6	1.000	1	3	4	3.5	4	1	4	0	0	10	11.5	
at Dayton	11/13/19	*	30	9-15	.600	5-6	.833	4-6	.667	5	2	7	4.7	2	1	5	0	1	27	16.7	
APPALACHIAN STATE	11/17/19	*	24	2-4	.500	2-3	.667	1-2	.500	0	2	2	4.0	3	3	1	1	2	7	14.3	
USC UPSTATE	11/21/19	*	25	3-12	.250	1-5	.200	1-2	.500	0	1	1	3.4	2	5	1	0	4	8	13.0	
at Clemson	11/24/19	*	24	4-11	.364	1-3	.333	1-1	1.000	0	1	1	3.0	2	3	3	0	1	10	12.5	
vs #17/23 Indiana	11/28/19	*	34	4-19	.211	1-5	.200	1-1	1.000	3	1	4	3.1	2	2	1	0	0	10	12.1	
vs Washington State	11/29/19	*	27	3-9	.333	0-0	.000	0-0	.000	0	3	3	3.1	1	3	0	0	1	6	11.4	
vs #2/2 Baylor	11/30/19	*	10	0-2	.000	0-0	.000	2-2	1.000	0	1	1	2.9	4	0	2	1	0	2	10.3	
at Temple	12/07/19	*	26	1-7	.143	1-2	.500	0-0	.000	0	2	2	2.8	1	3	2	1	1	3	9.6	
PURDUE	12/15/19	*	29	7-16	.438	0-2	.000	0-0	.000	3	2	5	3.0	1	3	1	0	2	14	10.0	
DUKE	12/19/19	*	22	3-11	.273	1-4	.250	5-7	.714	1	3	4	3.1	1	2	0	0	2	12	10.2	
#25/21 SOUTH DAKOTA	12/22/19	*	25	6-11	.545	1-2	.500	0-0	.000	0	1	1	2.9	2	0	2	0	2	13	10.4	
#13/13 KENTUCKY	01/02/20	*	29	6-12	.500	1-1	1.000	2-2	1.000	1	2	3	2.9	2	4	0	0	2	15	10.7	
at Alabama	01/05/20	*	29	7-14	.500	2-3	.667	4-6	.667	2	0	2	2.9	2	1	2	0	3	20	11.3	
#21/21 ARKANSAS	01/09/20	*	33	7-23	.304	4-9	.444	3-4	.750	2	3	5	3.0	1	1	3	0	1	21	11.9	
at Vanderbilt	01/12/20	*	22	5-10	.500	1-6	.167	6-7	.857	0	2	2	2.9	1	1	1	0	0	17	12.2	
at Mizzou	01/16/20	*	27	5-11	.455	3-6	.500	1-2	.500	1	2	3	2.9	0	1	4	0	1	14	12.3	
#9/9 MISSISSIPPI ST	01/20/20	*	32	5-14	.357	2-6	.333	1-1	1.000	2	4	6	3.1	3	2	1	1	1	13	12.4	
at Georgia	01/26/20	*	27	2-6	.333	0-0	.000	5-7	.714	1	4	5	3.2	2	1	3	0	1	9	12.2	
at Ole Miss	01/30/20	*	23	3-6	.500	0-1	.000	2-4	.500	1	1	2	3.1	3	3	1	0	1	8	12.0	
#22/22 TENNESSEE	02/02/20	*	33	8-20	.400	4-8	.500	0-0	.000	1	2	3	3.1	1	2	1	0	0	20	12.4	
at #25/- Arkansas	02/06/20	*	31	5-14	.357	0-4	.000	4-5	.800	0	6	6	3.3	0	3	3	0	0	14	12.4	
#5/6 UCONN	02/10/20	*	32	5-14	.357	1-3	.333	4-6	.667	3	1	4	3.3	1	0	0	0	3	15	12.5	
AUBURN	02/13/20	*	28	4-7	.571	4-4	1.000	1-4	.250	0	2	2	3.2	0	4	5	1	0	13	12.6	
VANDERBILT	02/17/20	*	18	3-7	.429	2-3	.667	2-4	.500	0	2	2	3.2	2	1	1	0	1	10	12.5	
Totals			26	687	114-298	.383	37-92	.402	59-82	.720	29	54	83	3.2	43	52	47	6	32	324	12.5

Games played: 26
 Minutes/game: 26.4
 Points/game: 12.5
 FG Pct: 38.3
 3FG Pct: 40.2
 FT Pct: 72.0

Rebounds/game: 3.2
 Assists/game: 2.0
 Turnovers/game: 1.8
 Assist/turnover ratio: 1.1
 Steals/game: 1.2
 Blocks/game: 0.2

SEC Career Highs

Pts	21 vs. Arkansas, 1/9/20
FG	8 vs. Tennessee, 2/2/20
FGA	23 vs. Arkansas, 1/9/20
3FG	4, 3x, last vs. Auburn, 2/13/20
3FGA	9 vs. Arkansas, 1/9/20
FT	6 at Vanderbilt, 1/12/20
FTA	7, 2x, last at Georgia, 1/26/20
Reb	6, 2x, last at Arkansas, 2/6/20
Blk	1, 2x, vs. Auburn, 2/13/20
Stl	3 at Alabama, 1/5/20
Asst	4, 2x, last vs. Auburn, 2/13/20
Min	33, 2x, last vs. Tennessee, 2/2/20



LELE GRISSETT

6-2 • Jr. • Guard • Durham, N.C.

24

Career Stats at South Carolina

Season	gp-gs	min/avg	fg-fga	pct	3fg-fga	pct	ft-fa	pct	off	def	tot	avg	pf	fo	ast	to	blk	stl	pts	avg
2017-18	36-3	477/13.3	56-119	.471	0-0	.000	39-70	.557	56	77	133	3.7	84	0	18	53	7	24	151	4.2
2018-19	31-2	368/11.9	41-73	.562	0-0	.000	24-44	.545	59	64	123	4.0	61	2	9	33	17	11	106	3.4
2019-20	26-0	436/16.8	60-97	.619	0-2	.000	39-54	.722	56	45	101	3.9	39	0	27	29	20	18	159	6.1
TOTAL	93-5	1281/13.8	157-289	.543	0-2	.000	102-168	.607	171	186	357	3.8	184	2	54	115	44	53	416	4.5

Career Notables

- Played in all but two games during her first two seasons, always playing with energy and passion
- Posted her first career double-double in the 2018-19 regular-season meeting with then-#4/5 Baylor (Dec. 2)
- Started at Vanderbilt (Jan. 18, 2018) and turned in a career night, shooting 11-of-12 from the field for 22 points – the first Gamecock freshman 20-point outing in SEC play in three years (20 by A'ja Wilson vs. Vanderbilt, 2/15/15)

Season Highlights

- Made the transition from forward to guard and working hard at all aspects of the position
- Scored a team high 14 points against Vanderbilt (Feb. 17), resetting her season high for points scored in a conference game for the second straight game
- Finished with 11 points against Auburn (Feb. 13) tying her season high in conference games
- Dropped all 11 of her points in the fourth quarter at Georgia (Jan. 26)
- Scored six of her team-high 17 points against #25/21 South Dakota (Dec. 22) off her five offensive rebounds
- Poured in a team-high 12 points against Duke (Dec. 19) including a perfect 4-4 from the charity stripe for her second consecutive game in double figures
- Thrived in up-tempo game against Purdue (Dec. 15), scoring in double figures for second time and career-high tying five offensive rebounds
- Dished out two of her career-high four assists during the game-opening 32-0 run against App State (Nov. 17)
- Tied her career high with five offensive rebounds against Alabama State (Nov. 5)

Miscellaneous

	Season	Career	Record
Double-Double	0	1	0-1
20+ Points	0	1	1-0
10+ Points	7	12	10-2
10+ Rebounds	0	1	0-1
1m-High Points	3	3	3-0
1m-High Rebs.	0	9	6-3
Team-High Assts.	1	1	1-0

Career Highs

Pts 22 at Vanderbilt, 1/18/18
 FG 11 at Vanderbilt, 1/18/18
 FGA 12 at Vanderbilt, 1/18/18
 FT 5, 2x, last at Missouri, 1/16/20
 FTA 8 vs. College of Charleston, 12/5/17
 Reb 10 vs. Baylor, 12/2/18
 Off Reb 5, 5x, last vs. Purdue, 12/15/19
 Blk 3, 3x, last vs. Vanderbilt, 2/17/20
 Stl 4 vs. Alabama State, 11/10/17
 Asst 4 vs. Appalachian State, 11/17/19
 Min 29 vs. Tennessee, 1/14/18

SEC Career Highs

Pts 22 at Vanderbilt, 1/18/18
 FG 11 at Vanderbilt, 1/18/18
 FGA 12 at Vanderbilt, 1/18/18
 FT 5 at Missouri, 1/16/20
 FTA 6 at Missouri, 1/16/20
 Reb 9, 3x, last at LSU, 1/13/19
 Off Reb 5, 2x, last vs. Ole Miss, 2/7/19
 Blk 3, 2x, last vs. Vanderbilt, 2/17/20
 Stl 3 vs. Arkansas, 1/25/18
 Asst 2, 2x, last at Missouri, 1/16/20
 Min 29 vs. Tennessee, 1/14/18

GAME-BY-GAME

Opponent	Date	gs	min	Total		3-Pointers		Free throws		Rebounds					pts	avg				
				fg-fga	pct	3fg-fga	pct	ft-fa	pct	off	def	tot	avg	pf			a	t/o	blk	stl
ALABAMA STATE	11/05/19	22	5-6	.833	0-0	.000	0-2	.000	5	2	7	7.0	3	1	0	1	2	10	10.0	
at #4/5 Maryland	11/10/19	12	1-1	1.000	0-0	.000	1-2	.500	4	0	4	5.5	3	0	1	0	0	3	6.5	
at Dayton	11/13/19	21	1-3	.333	0-0	.000	0-0	.000	2	5	7	6.0	1	2	3	2	0	2	5.0	
APPALACHIAN STATE	11/17/19	22	1-6	.167	0-0	.000	1-2	.500	2	3	5	5.8	3	4	1	0	1	3	4.5	
USC UPSTATE	11/21/19	19	2-3	.667	0-1	.000	3-3	1.000	2	1	3	5.2	1	2	0	1	2	7	5.0	
at Clemson	11/24/19	17	3-6	.500	0-0	.000	0-1	.000	2	3	5	5.2	1	1	2	3	2	6	5.2	
vs #17/23 Indiana	11/28/19	6	0-0	.000	0-0	.000	1-2	.500	2	0	2	4.7	1	0	0	0	0	1	4.6	
vs Washington State	11/29/19	17	2-5	.400	0-0	.000	0-0	.000	2	3	5	4.8	1	0	0	1	2	4	4.5	
vs #2/2 Baylor	11/30/19	15	0-0	.000	0-0	.000	1-2	.500	1	1	2	4.4	2	1	1	0	0	1	4.1	
at Temple	12/07/19	16	0-1	.000	0-0	.000	0-0	.000	1	2	3	4.3	1	2	1	0	1	0	3.7	
PURDUE	12/15/19	19	5-8	.625	0-0	.000	1-3	.333	5	3	8	4.6	1	1	1	2	1	11	4.4	
DUKE	12/19/19	15	4-4	1.000	0-0	.000	4-4	1.000	0	3	3	4.5	4	1	1	1	2	12	5.0	
#25/21 SOUTH DAKOTA	12/22/19	24	6-10	.600	0-1	.000	5-7	.714	5	1	6	4.6	2	1	3	0	1	17	5.9	
#13/13 KENTUCKY	01/02/20	15	2-2	1.000	0-0	.000	4-4	1.000	1	2	3	4.5	3	0	0	0	0	8	6.1	
at Alabama	01/05/20	15	0-3	.000	0-0	.000	0-0	.000	2	1	3	4.4	2	2	1	0	0	0	5.7	
#21/21 ARKANSAS	01/09/20	15	2-2	1.000	0-0	.000	4-4	1.000	3	1	4	4.4	1	1	1	0	0	8	5.8	
at Vanderbilt	01/12/20	20	3-4	.750	0-0	.000	1-1	1.000	1	3	4	4.4	0	1	3	3	0	7	5.9	
at Mizzou	01/16/20	19	0-1	.000	0-0	.000	5-6	.833	2	6	8	4.6	2	2	0	0	0	5	5.8	
#9/9 MISSISSIPPI ST	01/20/20	11	2-4	.500	0-0	.000	0-2	.000	2	0	2	4.4	1	0	0	1	0	4	5.7	
at Georgia	01/26/20	16	4-4	1.000	0-0	.000	3-3	1.000	2	1	3	4.4	1	2	2	0	2	11	6.0	
at Ole Miss	01/30/20	23	3-6	.500	0-0	.000	1-1	1.000	3	1	4	4.3	1	1	2	0	0	7	6.0	
#22/22 TENNESSEE	02/02/20	15	1-2	.500	0-0	.000	1-1	1.000	4	0	4	4.3	1	0	1	1	0	3	5.9	
at #25/- Arkansas	02/06/20	13	1-2	.500	0-0	.000	0-0	.000	0	0	0	4.1	1	0	1	1	0	2	5.7	
#5/6 UCONN	02/10/20	6	1-1	1.000	0-0	.000	0-0	.000	0	0	0	4.0	0	0	0	0	1	2	5.6	
AUBURN	02/13/20	21	5-6	.833	0-0	.000	1-1	1.000	3	1	4	4.0	1	1	2	0	0	11	5.8	
VANDERBILT	02/17/20	22	6-7	.857	0-0	.000	2-3	.667	0	2	2	3.9	1	1	2	3	1	14	6.1	
Totals		0	436	60-97	.619	0-2	.000	39-54	.722	56	45	101	3.9	39	27	29	20	18	159	6.1

Games played: 26
 Minutes/game: 16.8
 Points/game: 6.1
 FG Pct: 61.9
 3FG Pct: 0.0
 FT Pct: 72.2

Rebounds/game: 3.9
 Assists/game: 1.0
 Turnovers/game: 1.1
 Assist/turnover ratio: 0.9
 Steals/game: 0.7
 Blocks/game: 0.8

Season Highs

Pts 17 vs. South Dakota, 12/22/19
 FG 6 vs. South Dakota, 12/22/19
 FGA 10 vs. South Dakota, 12/22/19
 FT 5, 2x, last at Missouri, 1/16/20
 FTA 7 vs. South Dakota, 12/22/19
 Reb 8, 2x, last at Missouri, 1/16/20
 Off Reb 5, 3x, last vs. South Dakota, 12/22/19
 Blk 3, 3x, last vs. Vanderbilt, 2/17/20
 Stl 2, 6x, last at Georgia, 1/26/20
 Asst 4 vs. Appalachian State, 11/17/19
 Min 24 vs. South Dakota, 12/22/19



TYASHA HARRIS

5-10 • Sr. • Guard • Noblesville, Ind.

52

Career Stats at South Carolina

Season	gp-gs	min/avg	fg-fga	pct	3fg-fga	pct	ft-fa	pct	off	def	tot	avg	pf	fo	ast	to	bik	stl	pts	avg
2016-17	37-27	973/26.3	75-175	.429	26-78	.333	33-49	.673	5	70	75	2.0	57	0	117	59	7	37	209	5.6
2017-18	36-35	1208/33.6	133-318	.418	32-107	.299	76-102	.745	11	110	121	3.4	53	2	220	93	7	79	374	10.4
2018-19	33-32	1040/31.5	123-309	.398	39-127	.307	76-89	.854	14	102	116	3.5	67	1	176	55	10	55	361	10.9
2019-20	26-26	741/28.5	118-278	.424	31-79	.392	48-53	.906	12	81	93	3.6	31	1	141	50	2	39	315	12.1
TOTAL	132-120	3962/30.0	449-1080	.416	128-391	.327	233-293	.795	42	363	405	3.1	208	4	654	257	26	210	1259	9.5

Awards

- Wooden Award Late Season Top 20 (2020)
- Naismith and Wade Midseason Watch (2020)
- Lieberman Award Top 10 (2019, 2020)
- Dawn Staley Award Midseason List (2019, 2020)
- Ann Meyers Drysdale Award Watch List (2020)
- Preseason All-SEC First Team
- 2x SEC Player of the Week (1/21/20, 2/11/20)
- espnW National Player of the Week (1/27/20)
- 2x All-SEC Second Team (Coaches, AP) – 2018, 2019
- 2019 Nancy Lieberman Award Finalist

- 2x WBCA All-America Hon. Mention – 2018, 2019
- 2018 SEC All-Tournament Team
- 2017 SEC All-Freshman Team
- 2016-17 SEC First-Year Academic Honor Roll

USA Basketball

- 2019 Pan Am Games, silver medal
- 2018 U.S. National Team Training Camp (Sept.)
- 2017 FIBA U19 World Cup, silver medal
- 2016 FIBA U18 Americas Cup, gold medal

Career Notables

- Took over starting point guard duties full-time in Jan. 2017 and guided Gamecocks to SEC and NCAA titles that season, adding the 2018 SEC Tournament title to her resume as well
- One of two Gamecocks all-time with over 1,000 points and 600 assists in her career
- Ranked the No. 27 overall recruit and the No. 8 point guard in the 2016 Class

Season Highlights

- Calming presence whenever she is on the floor with excellent vision and decision-making
- Leads the SEC in assists overall (5.4, 12th in NCAA) and in league games (5.7), also leads in assist-to-turnover ratio (2.8, ninth in NCAA)
- Flawless 40-minute, double-double performance against #5/6 UConn (Feb. 10) included 12 points and six assists by halftime and no turnovers
- Dished out a season-best nine assists in win over #22/22 Tennessee (Feb. 2)
- Tallied seven assists at Georgia (Jan. 26) to become the Gamecock's all-time leader in career assists
- Dropped 10 points and assisted on four of the Gamecocks' other five field goals in the first quarter against #9/9 Mississippi State (Jan. 20) and netted the last five of the game to seal the win
- Scored 12 of her 21 points at Temple (Dec. 7) in the fourth quarter to boost the Gamecocks to victory
- Got offense on track vs. #2/2 Baylor (Nov. 30) with a 3 and a steal turned layup to end an 8-2 opening run and steadied the Gamecocks late with a pair of free throws after the Lady Bears pulled within two in the fourth quarter
- Used a steal and layup to join the 1,000-point club in the third quarter against USC Upstate (Nov. 21)
- Controlled tempo in fourth quarter at #4/5 Maryland (Nov. 10) and scored five points in the final 1:07 to seal win

GAME-BY-GAME

Opponent	Date	gs	min	Total		3-Pointers		Free throws		Rebounds				pf	a	t/o	bik	stl	pts	avg	
				fg-fga	pct	3fg-fga	pct	ft-fa	pct	off	def	tot	avg								
ALABAMA STATE	11/05/19	*	20	5-10	.500	0-1	.000	1-1	1.000	1	4	5	5.0	0	4	3	0	2	11	11.0	
at #4/5 Maryland	11/10/19	*	38	3-14	.214	1-1	1.000	6-6	1.000	0	6	6	5.5	0	4	3	0	0	13	12.0	
at Dayton	11/13/19	*	23	2-8	.250	0-1	.000	0-0	.000	1	3	4	5.0	3	7	2	0	1	4	9.3	
APPALACHIAN STATE	11/17/19	*	21	5-10	.500	1-3	.333	0-0	.000	0	1	1	4.0	0	4	0	0	0	11	9.8	
USC UPSTATE	11/21/19	*	23	6-9	.667	4-5	.800	2-2	1.000	0	7	7	4.6	2	6	3	0	2	18	11.4	
at Clemson	11/24/19	*	26	5-10	.500	0-3	.000	2-2	1.000	0	4	4	4.5	0	4	0	0	2	12	11.5	
vs #17/23 Indiana	11/28/19	*	30	2-6	.333	1-3	.333	0-0	.000	0	1	1	4.0	5	5	4	0	4	5	10.6	
vs Washington State	11/29/19	*	30	3-11	.273	1-3	.333	0-0	.000	0	3	3	3.9	2	3	1	0	3	7	10.1	
vs #2/2 Baylor	11/30/19	*	37	7-18	.389	2-7	.286	4-6	.667	1	3	4	3.9	0	7	5	0	2	20	11.2	
at Temple	12/07/19	*	36	7-17	.412	1-5	.200	6-6	1.000	2	1	3	3.8	2	7	0	0	4	21	12.2	
PURDUE	12/15/19	*	24	6-8	.750	1-2	.500	1-1	1.000	0	2	2	3.6	2	5	2	1	2	14	12.4	
DUKE	12/19/19	*	24	3-7	.429	2-3	.667	3-5	.600	0	1	1	3.4	1	3	2	0	3	11	12.3	
#25/21 SOUTH DAKOTA	12/22/19	*	31	3-10	.300	1-3	.333	0-0	.000	0	4	4	3.5	3	3	4	0	0	7	11.8	
#13/13 KENTUCKY	01/02/20	*	26	4-8	.500	0-1	.000	2-2	1.000	1	4	5	3.6	2	3	4	0	0	10	11.7	
at Alabama	01/05/20	*	33	4-12	.333	2-4	.500	4-4	1.000	0	2	2	3.5	1	7	1	0	3	14	11.9	
#21/21 ARKANSAS	01/09/20	*	32	5-10	.500	1-2	.500	2-2	1.000	0	5	5	3.6	1	7	2	0	1	13	11.9	
at Vanderbilt	01/12/20	*	25	3-7	.429	2-4	.500	2-2	1.000	2	2	4	3.6	1	6	0	0	0	10	11.8	
at Mizzou	01/16/20	*	25	4-13	.308	0-2	.000	3-3	1.000	0	4	4	3.6	0	5	4	0	1	11	11.8	
#9/9 MISSISSIPPI ST	01/20/20	*	36	8-15	.533	1-2	.500	6-7	.857	0	1	1	3.5	0	7	2	0	1	23	12.4	
at Georgia	01/26/20	*	24	6-10	.600	1-1	1.000	0-0	.000	0	3	3	3.5	3	7	1	0	1	13	12.4	
at Ole Miss	01/30/20	*	22	4-8	.500	2-2	1.000	0-0	.000	2	3	5	3.5	0	2	2	0	2	10	12.3	
#22/22 TENNESSEE	02/02/20	*	36	2-12	.167	1-7	.143	0-0	.000	0	4	4	3.5	0	9	0	1	2	5	12.0	
at #25/ Arkansas	02/06/20	*	38	3-10	.300	2-5	.400	1-1	1.000	0	5	5	3.6	2	5	5	0	0	9	11.8	
#5/6 UCONN	02/10/20	*	40	9-19	.474	1-4	.250	0-0	.000	1	3	4	3.6	1	11	0	0	1	19	12.1	
AUBURN	02/13/20	*	25	5-9	.556	2-4	.500	0-0	.000	1	2	3	3.6	0	5	0	0	0	12	12.1	
VANDERBILT	02/17/20	*	16	4-7	.571	1-1	1.000	3-3	1.000	0	3	3	3.6	0	5	0	0	2	12	12.1	
Totals			26	741	118-278	.424	31-79	.392	48-53	.906	12	81	93	3.6	31	141	50	2	39	315	12.1

Games played: 26
 Minutes/game: 28.5
 Points/game: 12.1
 FG Pct: 42.4
 3FG Pct: 39.2
 FT Pct: 90.6

Rebounds/game: 3.6
 Assists/game: 5.4
 Turnovers/game: 1.9
 Assist/turnover ratio: 2.8
 Steals/game: 1.5
 Blocks/game: 0.1

In the Record Books

Career

- 1st – Assists in a career (654)
- 1st – Assists in an SEC career (351)
- 1st – Points/Assists double-doubles in a career (10)

Season

- 1st – Assists in a season (220 in 2017-18)
- 1st – Minutes played in a season (1,208 in 2017-18)
- 1st – Games played in a season (37 in 2016-17)
- 1st – Points/Assists double-doubles (6 in 2017-18)
- 1st – Assists in an SEC season (104 in 2017-18)
- 1st – Assist average in an SEC season (6.5 in 2017-18)

Game

- 1st – Assists in an SEC game (14 at Tennessee, 2/24/19)

Miscellaneous

	Season	Career	Record
Double-Double	1	10	9-1
20+ Points	3	9	6-3
10+ Assists	20	66	57-9
5+ Assists	16	71	64-7
5+ Steals	0	3	3-0
Tm-High Points	5	11	8-3
Tm-High Rebs.	0	2	2-0
Tm-High Assts.	22	95	80-15

Career Highs

- Pts** 28 vs. Tennessee, 1/14/18
- FG** 9, 4x, last vs. UConn, 2/10/20
- FGA** 21 vs. Tennessee, 1/14/18
- 3FG** 4, 3x, last vs. USC Upstate, 11/21/19
- 3FGA** 8, 3x, last at Mississippi State, 1/17/19
- FT** 8, 2x, last at Auburn, 2/28/19
- FTA** 10 vs. Tennessee, 1/14/18
- Reb** 13 vs. Arkansas, 1/25/18
- Stl** 6, 2x, last vs. Savannah State, 12/17/17
- Asst** 14 at Tennessee, 2/24/19
- Min** 46 at Purdue, 12/16/18

SEC Career Highs

- Pts** 28 vs. Tennessee, 1/14/18
- FG** 9 vs. Tennessee, 1/14/18
- FGA** 21 vs. Tennessee, 1/14/18
- 3FG** 4, 2x, last at Mississippi State, 1/17/19
- 3FGA** 8, 2x, last at Mississippi State, 1/17/19
- FT** 8 at Auburn, 2/28/19
- FTA** 10 vs. Tennessee, 1/14/18
- Reb** 13 vs. Arkansas, 1/25/18
- Stl** 4, 5x, last vs. Mississippi State, 3/3/19
- Asst** 14 at Tennessee, 2/24/19
- Min** 40 at Mississippi State, 1/17/19



DESTANNI HENDERSON

5-7 • So. • Guard • Fort Myers, Fla.

3

Career Stats at South Carolina

Season	gp-gs	min/avg	fg-fga	pct	3fg-fga	pct	ft-fa	pct	off	def	tot	avg	pf	fo	ast	to	blk	stl	pts	avg
2018-19	31-9	485/15.6	58-157	.369	29-78	.372	24-34	.706	14	35	49	1.6	30	0	40	40	2	16	169	5.5
2019-20	26-0	610/23.5	79-189	.418	27-79	.342	33-51	.647	16	66	82	3.2	23	0	73	49	2	36	218	8.4
TOTAL	57-9	1095/19.2	137-346	.396	56-157	.357	57-85	.671	30	101	131	2.3	53	0	113	89	4	52	387	6.8

Career Notables

- Hit her stride midway through SEC play as a freshman, earning four starts in the last nine games of the season
- Enjoyed a six-game stretch that included double-figure points five times, highlighted by 12 points on 4-of-8 3-point shooting against then-#16/17 Kentucky (Feb. 21, 2019)
- Rated No. 1 point guard and No. 9 overall recruit in Class of 2018
- Helped high school team to three state championships while amassing 1,649 career points

Season Highlights

- Dynamic, slashing guard with solid outside shooting percentage
- In SEC games, tied for 12th in league with 3.7 assists per game and sixth in assist-to-turnover ratio (2.3)
- Capitalized on extended minutes against Vanderbilt (Feb. 17) with complete-game effort, including career-high seven rebounds
- Handled pressure defense of Auburn (Feb. 13) with just one turnover and five assists in 25 minutes
- Sank a pair of 3s in the second quarter against #5/6 UConn (Feb. 10) to help stake a 14-point lead late in the half
- Celebrated her birthday by dropping nine of her 12 points in the third quarter against #22/22 Tennessee (Feb. 2)
- Scored six of her 14 points in the fourth quarter at Georgia (Jan. 26)
- Hit a pair of 3s on hot-shooting night at Alabama (Jan. 5), including five points in an 8-0 fourth-quarter run that put the game out of reach
- Dished out a career-high eight assists in the SEC opener against #13/13 Kentucky (Jan. 2), including four in the second quarter
- Led the team with 15 points and had great defensive focus throughout the game against Purdue (Dec. 15)
- Scored five of her team-high 15 points in the fourth quarter against Purdue (Dec. 15) to help the Gamecocks seal the victory
- Notched four of her career-high five steals in the second quarter at Temple (Dec. 7) and hit a clutch 3 late in the third quarter after the Owls had closed within a point
- Drained a three to ignite a 10-0 run to give Carolina a lead it would not relinquish against #2/2 Baylor (Nov. 30)
- Bookended her 15-point game against USC Upstate (Nov. 21) with a six-point first quarter and a six-point fourth quarter

Awards

- 2019 SEC All-Freshman Team
- 2019 SEC First-Year Academic Honor Roll

High School

- McDonald's All-America (2018)
- Florida Dairy Farmers Miss Basketball (2018)
- Fla. Dairy Farmers Class 7A Plyr. of the Yr. (2017, 2018)

USA Basketball

- 2016 FIBA U17 World Cup, bronze medal

Miscellaneous

	Season	Career	Record
10+ Points	8	16	15-1
5+ Assists	4	5	5-0
5+ Steals	1	1	1-0
Tm-High Points	1	4	3-1
Tm-High Rebs.	1	1	1-0
Tm-High Assts.	6	7	7-0

Career Highs

- Pts** 19 at Arkansas, 2/3/19
- FG** 7 at Arkansas, 2/3/19
- FGA** 12, 2x, last vs. Vanderbilt, 2/17/20
- 3FG** 5 vs. USC Upstate, 11/21/19
- 3FGA** 7 at Alabama State, 11/11/18
- FT** 6 vs. Georgia, 2/14/19
- FTA** 7 vs. Georgia, 2/14/19
- Reb** 7 vs. Vanderbilt, 2/17/20
- Stl** 5 at Temple, 12/7/19
- Asst.** 8 vs. Kentucky, 1/2/20
- Min.** 32 vs. Baylor, 11/30/19

SEC Career Highs

- Pts** 19 at Arkansas, 2/3/19
- FG** 7 at Arkansas, 2/3/19
- FGA** 12 vs. Vanderbilt, 2/17/20
- 3FG** 4 vs. Kentucky, 2/21/19
- 3FGA** 6 at Arkansas, 2/3/19
- FT** 6 vs. Georgia, 2/14/19
- FTA** 7 vs. Georgia, 2/14/19
- Reb** 7 vs. Vanderbilt, 2/17/20
- Stl** 3, 2x, last at Vanderbilt, 1/12/20
- Asst.** 8 vs. Kentucky, 1/2/20
- Min.** 31 vs. Vanderbilt, 2/17/20

Season Highs

- Pts** 17 at Alabama, 1/5/20
- FG** 6, 2x, last vs. Purdue, 12/15/19
- FGA** 12, 2x, last vs. Vanderbilt, 2/17/20
- 3FG** 5 vs. USC Upstate, 11/21/19
- 3FGA** 6, 2x, last at Clemson, 11/24/19
- FT** 5 at Alabama, 1/5/20
- FTA** 6, 3x, last at Georgia, 1/26/20
- Reb** 7 vs. Vanderbilt, 2/17/20
- Stl** 5 at Temple, 12/7/19
- Asst.** 8 vs. Kentucky, 1/2/20
- Min.** 32 vs. Baylor, 11/30/19

GAME-BY-GAME

Opponent	Date	gs	min	Total		3-Pointers		Free throws		Rebounds			pf	fo	ast	to	blk	stl	pts	avg
				fg-fga	pct	3fg-fga	pct	ft-fa	pct	off	def	tot								
ALABAMA STATE	11/05/19	30	3-7	.429	2-3	.667	0-0	.000	1	1	2	2.0	2	4	1	0	3	8	8.0	
at #4/5 Maryland	11/10/19	21	2-6	.333	0-1	.000	0-0	.000	1	4	5	3.5	1	0	2	0	1	4	6.0	
at Dayton	11/13/19	22	1-7	.143	0-1	.000	3-4	.750	0	4	4	3.7	1	3	3	0	1	5	5.7	
APPALACHIAN STATE	11/17/19	27	6-8	.750	2-3	.667	2-2	1.000	0	1	1	3.0	0	3	3	2	3	16	8.3	
USC UPSTATE	11/21/19	23	5-8	.625	5-6	.833	0-0	.000	1	4	5	3.4	0	5	3	0	3	15	9.6	
at Clemson	11/24/19	25	4-8	.500	2-6	.333	0-0	.000	0	2	2	3.2	3	4	2	0	1	10	9.7	
vs #17/23 Indiana	11/28/19	20	1-7	.143	0-5	.000	0-0	.000	1	1	2	3.0	1	3	1	0	1	2	8.6	
vs Washington State	11/29/19	25	3-7	.429	1-2	.500	2-4	.500	0	1	1	2.8	0	1	1	0	0	9	8.6	
vs #2/2 Baylor	11/30/19	32	3-6	.500	1-2	.500	1-2	.500	1	4	5	3.0	2	2	5	0	2	8	8.6	
at Temple	12/07/19	26	4-12	.333	2-5	.400	2-2	1.000	0	4	4	3.1	0	1	1	0	5	12	8.9	
PURDUE	12/15/19	29	6-11	.545	0-1	.000	3-6	.500	2	4	6	3.4	0	1	3	0	2	15	9.5	
DUKE	12/19/19	25	1-7	.143	0-2	.000	3-4	.750	0	2	2	3.3	1	2	3	0	0	5	9.1	
#25/21 SOUTH DAKOTA	12/22/19	15	2-7	.286	1-4	.250	0-0	.000	2	1	3	3.2	1	0	1	0	1	5	8.8	
#13/13 KENTUCKY	01/02/20	23	1-4	.250	0-2	.000	2-4	.500	0	1	1	3.1	1	8	3	0	3	4	8.4	
at Alabama	01/05/20	24	5-7	.714	2-4	.500	5-6	.833	0	2	2	3.0	3	2	1	0	0	17	9.0	
#21/21 ARKANSAS	01/09/20	15	2-6	.333	1-3	.333	0-0	.000	0	1	1	2.9	1	1	3	0	0	5	8.8	
at Vanderbilt	01/12/20	27	3-9	.333	0-3	.000	0-0	.000	0	1	1	2.8	1	4	2	0	3	6	8.6	
at Mizzou	01/16/20	20	2-5	.400	1-2	.500	0-2	.000	0	3	3	2.8	2	1	2	0	0	5	8.4	
#9/9 MISSISSIPPI ST	01/20/20	16	1-3	.333	0-2	.000	0-1	.000	0	1	1	2.7	0	2	2	0	0	2	8.1	
at Georgia	01/26/20	29	5-9	.556	0-0	.000	4-6	.667	0	6	6	2.9	0	6	2	0	1	14	8.4	
at Ole Miss	01/30/20	21	3-4	.750	1-2	.500	2-2	1.000	0	2	2	2.8	1	3	2	0	0	9	8.4	
#22/22 TENNESSEE	02/02/20	21	4-8	.500	1-5	.200	3-5	.600	2	0	2	2.8	0	2	0	0	2	12	8.5	
at #25/ Arkansas	02/06/20	21	4-9	.444	1-4	.250	0-0	.000	2	4	6	2.9	2	4	0	0	0	9	8.6	
#5/6 UCONN	02/10/20	17	2-3	.667	2-2	1.000	0-0	.000	1	3	4	3.0	0	0	1	0	0	6	8.5	
AUBURN	02/13/20	25	1-9	.111	1-6	.167	0-0	.000	1	3	4	3.0	0	5	1	0	2	3	8.2	
VANDERBILT	02/17/20	31	5-12	.417	1-3	.333	1-1	1.000	1	6	7	3.2	0	6	1	0	2	12	8.4	
Totals		0	610	79-189	.418	27-79	.342	33-51	.647	16	66	82	3.2	23	73	49	2	36	218	8.4

Games played: 26
 Minutes/game: 23.5
 Points/game: 8.4
 FG Pct: 41.8
 3FG Pct: 34.2
 FT Pct: 64.7

Rebounds/game: 3.2
 Assists/game: 2.8
 Turnovers/game: 1.9
 Assist/turnover ratio: 1.5
 Steals/game: 1.4
 Blocks/game: 0.1



MIKIAH HERBERT HARRIGAN 6-2 • Sr. • Forward • Pembroke Pines, Fla.

21

Career Stats at South Carolina

Season	gp-gs	min/avg	fg-fga	pct	3fg-fga	pct	ft-fa	pct	off	def	tot	avg	pf	fo	ast	to	blk	stl	pts	avg
2016-17	37-3	610/16.5	71-152	.467	1-4	.250	37-53	.698	40	81	121	3.3	55	2	19	44	39	14	180	4.9
2017-18	33-5	558/16.9	90-184	.489	2-11	.182	53-69	.768	31	90	121	3.7	66	1	20	40	42	12	235	7.1
2018-19	33-21	748/22.7	132-285	.463	11-26	.423	69-84	.821	44	123	167	5.1	71	3	16	43	71	20	344	10.4
2019-20	26-26	670/25.8	130-257	.506	17-37	.459	51-65	.785	40	107	147	5.7	45	0	41	37	43	16	328	12.6
TOTAL	129-55	2586/20.0	423-878	.482	31-78	.397	210-271	.775	155	401	556	4.3	237	6	96	164	195	62	1087	8.4

Career Notables

- Has helped Gamecocks to 2017 NCAA National Championship and two SEC Tournament titles (2017, 2018)
- Among the SEC's top shot blockers over last two seasons and is second among active players in career blocks
- Is one of three Gamecocks all-time with 1,000 points and 100 blocks in her career
- Ranked 35th in the nation in blocks per game in 2018-19 (2.1)
- Ranked the No. 12 forward in the 2016 class and the No. 74 player overall

Season Highlights

- Aggressive on both sides of the ball with quickness off the floor, smooth jumper with expanding range
- Ranks 20th in SEC in scoring, ninth in blocked shots per game and eighth in field goal percentage
- Joined the 1,000-point club against #9/9 Mississippi State (Jan. 20)
- Opened second half against #5/6 UConn with an assist, a rebound, a 3 and a blocked shot in the first minute
- Masterful effort at #25/- Arkansas (Feb. 6) with 11 of her team-high 25 points coming in the first half and matching her season high with nine rebounds
- Capped off a stellar game at #25/- Arkansas with eight points in the fourth quarter to give her a season high 25
- Scored nine points in the third quarter at Missouri (Jan. 16) en route to a game-high 14 points
- Dropped seven of her 15 points in the third quarter at Vanderbilt (Jan. 12), including one of her two 3s
- Poured in 10 of her 12 points at Alabama (Jan. 5) in the first half, including six of the last 11 in the second quarter to establish a 15-point lead at the break
- Scored nine of her 15 points in the fourth quarter to power home late win at Temple (Dec. 7)
- Used back-to-back layups to launch a 13-2 run to close out the win over #2/2 Baylor (Nov. 30)
- Put the Washington State (Nov. 29) game out of reach with six quick points in the fourth quarter, finishing with nine of her team-high 20 points in the final period
- Moved into fourth place in program history with a pair of blocks, coming on the same possession, against USC Upstate (Nov. 21)
- Tallied nine of her game-high 21 points during in the first quarter against Appalachian State (Nov. 17)

Awards

- 2020 Preseason All-SEC Second Team (Coaches, Media)
- 2019 Paradise Jam Reef Division All-Tournament
- 2018 SEC All-Tournament Team

In the Record Books

Career

3rd – Blocks in an career (195)

Season

1st – Games played in a season (37 in 2016-17)

Game

5th – Blocked shots in an SEC game (6 at Texas A&M, 1/3/19)

Miscellaneous

	Season	Career	Record
Double-Doubles	0	3	2-1
20+ Points	3	6	5-1
10+ Points	21	54	45-9
10+ Rebounds	0	5	4-1
5+ Blocks	0	2	2-0
Tm-High Pts.	7	16	12-4
Tm-High Rebs.	4	13	10-3

Career Highs

- Pts** 27 vs. Arkansas, 3/8/19
- FG** 11 at Arkansas, 2/6/20
- FGA** 19 at Arkansas, 2/6/20
- 3FG** 2, 7x, last vs. UConn, 2/10/20
- 3FGA** 5 vs. UConn, 1/10/20
- FT** 7, 2x, last vs. Arkansas, 3/8/19
- FTA** 8, 2x, last vs. Washington St., 11/29/19
- Reb** 16 at Texas A&M, 1/3/19
- Off Reb** 8 at Purdue, 12/16/18
- Def Reb** 13 at Texas A&M, 1/3/19
- Blk** 6 at Texas A&M, 1/3/19
- Stl** 4 vs. Clemson, 11/15/18
- Asst** 4 at Purdue, 12/16/18
- Min** 45 at Purdue, 12/16/18

SEC Career Highs

- Pts** 25 at Arkansas, 2/6/20
- FG** 11 at Arkansas, 2/6/20
- FGA** 19 at Arkansas, 2/6/20
- 3FG** 2, 4x, last at Missouri, 1/16/20
- 3FGA** 4 at Mississippi State, 1/17/19
- FT** 4, 3x, last at Auburn, 2/28/19
- FTA** 7 at Auburn, 2/28/19
- Reb** 16 at Texas A&M, 1/3/19
- Off Reb** 4, 2x, last vs. Georgia, 2/14/19
- Def Reb** 13 at Texas A&M, 1/3/19
- Blk** 6 at Texas A&M, 1/3/19
- Stl** 3 vs. Vanderbilt, 1/28/19
- Asst** 3, 5x, last vs. Vanderbilt, 2/17/20
- Min** 37 vs. Alabama, 1/6/19

GAME-BY-GAME

Opponent	Date	gs	min	Total		3-Pointers		Free throws		Rebounds			pf	a	t/o	blk	stl	pts	avg		
				fg-fga	pct	3fg-fga	pct	ft-fa	pct	off	def	tot								avg	
ALABAMA STATE	11/05/19	*	19	3-7	.429	1-1	1.000	6-6	1.000	1	4	5	5	0	1	2	2	1	0	13	13.0
at #4/5 Maryland	11/10/19	*	30	4-12	.333	0-2	.000	0-0	.000	1	6	7	6	0	2	2	2	2	1	8	10.5
at Dayton	11/13/19	*	23	4-6	.667	0-0	.000	2-4	.500	0	3	3	5	0	2	0	0	4	0	10	10.3
APPALACHIAN STATE	11/17/19	*	26	10-17	.588	1-3	.333	0-0	.000	2	4	6	5	3	0	2	2	4	3	21	13.0
USC UPSTATE	11/21/19	*	18	5-9	.556	0-1	.000	3-3	1.000	1	5	6	5	4	3	2	1	2	0	13	13.0
at Clemson	11/24/19	*	26	5-9	.556	0-1	.000	3-5	.600	5	4	9	6	0	2	1	2	2	1	13	13.0
vs #17/23 Indiana	11/28/19	*	33	5-12	.417	0-2	.000	3-3	1.000	3	5	8	6	3	4	1	3	1	0	13	13.0
vs Washington State	11/29/19	*	30	8-12	.667	0-0	.000	4-8	.500	2	2	4	6	0	1	2	3	1	0	20	13.9
vs #2/2 Baylor	11/30/19	*	30	5-8	.625	1-1	1.000	2-2	1.000	1	7	8	6	2	3	2	3	3	0	13	13.8
at Temple	12/07/19	*	30	6-15	.400	2-2	1.000	1-2	.500	1	6	7	6	3	3	1	0	1	0	15	13.9
PURDUE	12/15/19	*	23	6-9	.667	0-0	.000	0-0	.000	3	2	5	6	2	0	2	1	1	1	12	13.7
DUKE	12/19/19	*	23	4-8	.500	1-2	.500	1-2	.500	2	6	8	6	3	0	2	2	1	0	10	13.4
#25/21 SOUTH DAKOTA	12/22/19	*	25	2-5	.400	0-0	.000	3-4	.750	2	6	8	6	5	4	1	3	0	3	7	12.9
#13/13 KENTUCKY	01/02/20	*	22	3-5	.600	0-1	.000	2-2	1.000	0	3	3	6	2	3	0	2	0	0	8	12.6
at Alabama	01/05/20	*	30	5-9	.556	0-2	.000	2-2	1.000	0	1	1	5	9	2	1	0	1	2	12	12.5
#21/21 ARKANSAS	01/09/20	*	32	4-13	.308	2-2	1.000	3-4	.750	0	6	6	5	9	1	3	2	1	0	13	12.6
at Vanderbilt	01/12/20	*	21	6-10	.600	2-2	1.000	1-2	.500	2	2	4	5	8	0	1	1	2	0	15	12.7
at Mizou	01/16/20	*	22	6-11	.545	2-3	.667	0-0	.000	1	0	1	5	5	2	0	1	2	0	14	12.8
#9/9 MISSISSIPPI ST	01/20/20	*	33	4-11	.364	1-1	1.000	5-5	1.000	0	6	6	5	5	3	3	1	2	0	14	12.8
at Georgia	01/26/20	*	17	5-5	1.000	0-0	.000	0-0	.000	0	3	3	5	4	1	0	0	3	1	10	12.7
at Ole Miss	01/30/20	*	18	4-7	.571	0-0	.000	2-2	1.000	2	2	4	5	3	0	0	2	2	0	10	12.6
#22/22 TENNESSEE	02/02/20	*	28	4-11	.364	0-1	.000	1-2	.500	2	6	8	5	5	4	2	1	1	2	9	12.4
at #25/- Arkansas	02/06/20	*	32	11-19	.579	1-3	.333	2-2	1.000	3	6	9	5	6	2	3	2	1	0	25	13.0
#5/6 UCONN	02/10/20	*	35	4-11	.364	2-5	.400	0-0	.000	2	5	7	5	7	1	2	1	3	0	10	12.8
AUBURN	02/13/20	*	23	4-9	.444	1-2	.500	2-2	1.000	1	5	6	5	7	0	3	0	1	0	11	12.8
VANDERBILT	02/17/20	*	21	3-7	.429	0-0	.000	3-3	1.000	3	2	5	5	7	1	3	2	1	0	9	12.6
Totals			26	670	130-257	.506	17-37	.459	51-65	.785	40	107	147	5.7	45	41	37	43	16	328	12.6

Games played: 26
 Minutes/game: 25.8
 Points/game: 12.6
 FG Pct: 50.6
 3FG Pct: 45.9
 FT Pct: 78.5

Rebounds/game: 5.7
 Assists/game: 1.6
 Turnovers/game: 1.4
 Assist/turnover ratio: 1.1
 Steals/game: 0.6
 Blocks/game: 1.7



VICTARIA SAXTON

6-2 • So. • Forward • Rome, Ga.

5

Career Stats at South Carolina

Season	gp-gs	min/avg	fg-fga	pct	3fg-fga	pct	ft-fa	pct	off	def	tot	avg	pf	fo	ast	to	blk	stl	pts	avg
2018-19	28-1	291/10.4	40-70	.571	0-0	.000	36-62	.581	51	32	83	3.0	41	0	5	19	35	14	116	4.1
2019-20	26-0	394/15.2	54-95	.568	0-0	.000	36-64	.563	43	54	97	3.7	48	0	9	18	31	25	144	5.5
TOTAL	54-1	685/12.7	94-165	.570	0-0	.000	72-126	.571	94	86	180	3.3	89	0	14	37	66	39	260	4.8

Career Notables

- Solid contributor in SEC action as a freshman, including earning one start
- Ranked No. 47 overall and No. 6 forward in the 2018 class
- Averaged 24.3 points and 14.9 rebounds as a senior, leading team to Georgia Class AA Final Four
- Finished high school career as Model's all-time leading scorer (2,622) and averaged a double-double throughout her career

Season Highlights

- Quick and strong off the floor, makes her a relentless rebounder with an expanding offensive game
- In SEC, 12th in blocks per game (1.2), tied for fifth in conference games (1.7)
- Pulled down a team-high eight rebounds against Auburn (Feb. 13) and set a new career high for SEC games with four blocks while helping keep SEC's top rebounder without a rebound in the second and third quarters
- Scored a pair of putbacks and added a free throw during 14-0 second-quarter run at Missouri (Jan. 16) that broke open a five-point game for good ... logged her first career double-double, including career-high six offensive rebounds
- Notched the first double-double of her career with 10 points and 10 rebounds at Missouri (Jan. 16)
- Scored four of her eight points at Vanderbilt (Jan. 12) during 11-0 run that closed the first half and broke open a three-point game
- Added 11 points off the bench, including 7-of-8 from the charity stripe, against #13/13 Kentucky (Jan. 2)
- Pulled down four of her five rebounds on the offensive end at Alabama (Jan. 5), which led to six Gamecock second-chance points, including four of her own
- Turned in third-straight double-digit scoring game against USC Upstate (Nov. 21), including four points in the decisive opening quarter
- Scored six of her season-high 13 points in the second quarter at Dayton (Nov. 13) to help the Gamecocks put the game out of reach

Awards

- 2019 SEC All-Freshman Team
- 2019 SEC First-Year Academic Honor Roll

Miscellaneous

	Season	Career	Record
Double-Doubles	1	1	1-0
10+ Points	5	7	7-0
10+ Rebound	1	1	1-0
5+ Blocks	0	1	1-0
Tm-High Points	0	1	1-0
Tm-High Rebs.	1	3	3-0

Career Highs

Pts	19 at Arkansas, 2/3/19
FG	7 at Arkansas, 2/3/19
FGA	8, 2x, last vs. USC Upstate, 11/21/19
FT	8 vs. Georgia, 2/14/19
FTA	8, 3x, last vs. Vanderbilt, 2/17/20
Reb	10 at Missouri, 1/16/20
Off Reb	6 at Missouri, 1/16/20
Blk	5 vs. Clemson, 11/15/18
Stl	3, 2x, last vs. Auburn, 2/13/20
Asst	2, 3x, last at Ole Miss, 1/30/20
Min	27 vs. Kentucky, 2/21/19

SEC Career Highs

Pts	19 at Arkansas, 2/3/19
FG	7 at Arkansas, 2/3/19
FGA	8 vs. Kentucky, 2/21/19
FT	8 vs. Georgia, 2/14/19
FTA	8, 3x, last vs. Vanderbilt, 2/17/20
Reb	10 at Missouri, 1/16/20
Off Reb	6 at Missouri, 1/16/20
Blk	4 vs. Auburn, 2/13/20
Stl	3 vs. Auburn, 2/13/20
Asst	2 at Ole Miss, 1/30/20
Min	27 vs. Kentucky, 2/21/19

Season Highs

Pts	14 vs. USC Upstate, 11/21/19
FG	6 vs. USC Upstate, 11/21/19
FGA	8 vs. USC Upstate, 11/21/19
FT	7 vs. Kentucky, 1/2/20
FTA	8, 2x, last vs. Vanderbilt, 2/17/20
Reb	10 at Missouri, 1/16/20
Off Reb	6 at Missouri, 1/16/20
Blk	4, 2x, last vs. Auburn, 2/13/20
Stl	3 vs. Auburn, 2/13/20
Asst	2, 3x, last at Ole Miss, 1/30/20
Min	23 vs. Appalachian State, 11/17/19

GAME-BY-GAME

Opponent	Date	gs	min	Total		3-Pointers		Free throws		Rebounds				pf	a	t/o	blk	stl	pts	avg
				fg-fga	pct	3fg-fga	pct	ft-fa	pct	off	def	tot	avg							
ALABAMA STATE	11/05/19	20	3-5	.600	0-0	.000	3-6	.500	0	5	5	5.0	3	2	3	1	1	9	9.0	
at #4/5 Maryland	11/10/19	12	1-2	.500	0-0	.000	0-0	.000	0	3	3	4.0	1	0	1	0	0	2	5.5	
at Dayton	11/13/19	19	5-7	.714	0-0	.000	3-4	.750	2	4	6	4.7	4	0	1	3	1	13	8.0	
APPALACHIAN STATE	11/17/19	23	4-6	.667	0-0	.000	2-3	.667	1	5	6	5.0	4	2	0	4	0	10	8.5	
USC UPSTATE	11/21/19	20	6-8	.750	0-0	.000	2-7	.286	5	3	8	5.6	0	0	1	2	14	9.6		
at Clemson	11/24/19	10	1-3	.333	0-0	.000	0-0	.000	2	1	3	5.2	2	0	0	0	1	2	8.3	
vs #17/23 Indiana	11/28/19	14	1-1	1.000	0-0	.000	0-0	.000	1	2	3	4.9	4	0	3	0	0	2	7.4	
vs Washington State	11/29/19	12	1-2	.500	0-0	.000	0-0	.000	2	0	2	4.5	0	0	0	0	0	2	6.8	
vs #2/2 Baylor	11/30/19	10	1-1	1.000	0-0	.000	0-0	.000	0	0	0	4.0	2	0	0	0	0	2	6.2	
at Temple	12/07/19	6	1-1	1.000	0-0	.000	0-0	.000	2	0	2	3.8	1	0	1	0	0	2	5.8	
PURDUE	12/15/19	13	0-4	.000	0-0	.000	0-0	.000	0	0	0	3.5	2	1	0	0	1	0	5.3	
DUKE	12/19/19	17	4-4	1.000	0-0	.000	0-2	.000	0	2	2	3.5	0	0	1	2	2	8	5.5	
#25/21 SOUTH DAKOTA	12/22/19	17	3-5	.600	0-0	.000	2-4	.500	2	2	4	3.4	3	0	1	0	0	8	5.7	
#13/13 KENTUCKY	01/02/20	19	2-2	1.000	0-0	.000	7-8	.875	0	4	4	3.4	2	0	0	0	1	11	6.1	
at Alabama	01/05/20	18	2-6	.333	0-0	.000	2-2	1.000	4	1	5	3.5	3	1	0	2	0	6	6.1	
#21/21 ARKANSAS	01/09/20	11	2-2	1.000	0-0	.000	1-1	1.000	1	1	2	3.4	3	0	0	1	1	4	5.9	
at Vanderbilt	01/12/20	12	3-4	.750	0-0	.000	2-4	.500	3	0	3	3.4	3	0	0	0	1	8	6.1	
at Mizou	01/16/20	18	4-6	.667	0-0	.000	2-4	.500	6	4	10	3.8	1	0	1	2	0	10	6.3	
#9/9 MISSISSIPPI ST	01/20/20	12	0-1	.000	0-0	.000	0-0	.000	0	0	0	3.6	0	0	1	2	0	0	5.9	
at Georgia	01/26/20	21	3-6	.500	0-0	.000	0-0	.000	1	2	3	3.6	1	0	2	3	1	6	6.0	
at Ole Miss	01/30/20	12	2-3	.667	0-0	.000	1-2	.500	2	3	5	3.6	0	2	0	0	2	5	5.9	
#22/22 TENNESSEE	02/02/20	15	1-5	.200	0-0	.000	2-4	.500	2	2	4	3.6	4	0	2	3	2	4	5.8	
at #25/- Arkansas	02/06/20	18	1-5	.200	0-0	.000	2-3	.667	3	1	4	3.7	4	1	0	0	2	4	5.7	
#5/6 UCONN	02/10/20	8	0-0	.000	0-0	.000	0-0	.000	0	0	0	3.5	0	0	1	0	0	0	5.5	
AUBURN	02/13/20	22	1-3	.333	0-0	.000	2-3	.667	2	6	8	3.7	1	0	0	4	3	4	5.4	
VANDERBILT	02/17/20	15	2-3	.667	0-0	.000	4-8	.500	2	3	5	3.7	0	0	0	3	2	8	5.5	
Totals		0	394	54-95	.568	0-0	.000	36-64	.563	43	54	97	3.7	48	9	18	31	25	144	5.5

Games played: 26
 Minutes/game: 15.2
 Points/game: 5.5
 FG Pct: 56.8
 FT Pct: 56.3

Rebounds/game: 3.7
 Assists/game: 0.3
 Turnovers/game: 0.7
 Assist/turnover ratio: 0.5
 Steals/game: 1.0
 Blocks/game: 1.2



OLIVIA THOMPSON

5-8 • Fr. • Guard • Lexington, S.C.



Career Stats at South Carolina

Season	gp-gs	min/avg	fg-fga	pct	3fg-fga	pct	ft-fta	pct	off	def	tot	avg	pf	fo	ast	to	blk	stl	pts	avg
2019-20	17-0	92/5.4	11-37	.297	9-32	.281	0-0	.000	0	3	3	0.2	5	0	5	3	1	0	31	1.8
TOTAL	17-0	92/5.4	11-37	.297	9-32	.281	0-0	.000	0	3	3	0.2	5	0	5	3	1	0	31	1.8

High School Notables

- Is among the most prolific 3-point shooters in South Carolina prep girls' basketball history, including her 105 3s in 2017-18 to rank second all-time in the state
- Claimed All-State honors from the South Carolina Basketball Coaches Association (SCBCA) each of her last three seasons (2017, 2018, 2019) and was a USA Today All-South Carolina First Team selection as a senior (2019)
- Finished her career as the all-time leading scorer in Lexington High School history
- Helped Lexington to Region 5 5A championship as a senior (2018-19) behind her 19.2 points per game

Season Highlights

- Solid outside shooter
- Has hit at least one 3-pointer in seven of her 17 games played
- Played career-high 14 minutes at Ole Miss (Jan. 30), hitting a 3 in the third and fourth quarters
- Saw her earliest action of the season with four second-quarter minutes at Alabama (Jan. 5), hitting a 3
- Made an ideal debut in front of the hometown crowd against Alabama State (Nov. 5), scoring seven of her 10 fourth-quarter points in a 38-second span

Awards

SCBCA Class 5A Player of the Year (2019)
 SC HS Sports Report co-Statewide Player of the Year (2019)

Miscellaneous

	Season	Career	Record
10+ Points	1	1	1-0

Career Highs

Pts 10 vs. Alabama State, 11/5/19
FG 4 vs. Alabama State, 11/5/19
FGA 7 vs. Alabama State, 11/5/19
3FG 2, 2x, last at Ole Miss, 1/30/20
3FGA 6 at Ole Miss, 1/30/20
FT
FTA
Reb 1, 2x, last at Ole Miss, 1/30/20
Blk 1 vs. Clemson, 11/24/19
Stl
Asst 2 vs. USC Upstate, 11/21/19
Min 14 at Ole Miss, 1/30/20

SEC Career Highs

Pts 6 at Ole Miss, 1/30/20
FG 2 at Ole Miss, 1/30/20
FGA 6 at Ole Miss, 1/30/20
3FG 2 at Ole Miss, 1/30/20
3FGA 6 at Ole Miss, 1/30/20
FT
FTA
Reb 1, 2x, last vs. Tennessee, 2/2/20
Stl
Asst 1, 2x, vs. Vanderbilt, 2/17/20
Min 14 at Ole Miss, 1/30/20

GAME-BY-GAME

Opponent	Date	gs	min	Total		3-Pointers		Free throws		Rebounds				pf	a	t/o	blk	stl	pts	avg
				fg-fga	pct	3fg-fga	pct	ft-fta	pct	off	def	tot	avg							
ALABAMA STATE	11/05/19	7	4-7	.571	2-5	.400	0-0	.000	0	0	0	0.0	0	1	0	0	0	0	10	10.0
at Dayton	11/13/19	4	0-0	.000	0-0	.000	0-0	.000	0	0	0	0.0	0	0	0	0	0	0	0	5.0
APPALACHIAN STATE	11/17/19	6	0-1	.000	0-1	.000	0-0	.000	0	0	0	0.0	0	0	0	0	0	0	0	3.3
USC UPSTATE	11/21/19	10	1-5	.200	1-3	.333	0-0	.000	0	1	1	0.3	0	2	1	0	0	0	3	3.3
at Clemson	11/24/19	7	1-2	.500	1-2	.500	0-0	.000	0	0	0	0.2	0	0	0	1	0	0	3	3.2
PURDUE	12/15/19	4	1-2	.500	1-2	.500	0-0	.000	0	0	0	0.2	1	0	0	0	0	0	3	3.2
DUKE	12/19/19	6	1-2	.500	1-2	.500	0-0	.000	0	0	0	0.1	0	0	0	0	0	0	3	3.1
#25/21 SOUTH DAKOTA	12/22/19	1	0-0	.000	0-0	.000	0-0	.000	0	0	0	0.1	0	0	0	0	0	0	0	2.8
#13/13 KENTUCKY	01/02/20	1	0-0	.000	0-0	.000	0-0	.000	0	0	0	0.1	0	0	1	0	0	0	0	2.4
at Alabama	01/05/20	4	1-1	1.000	1-1	1.000	0-0	.000	0	0	0	0.1	1	0	0	0	0	0	3	2.5
at Vanderbilt	01/12/20	7	0-2	.000	0-2	.000	0-0	.000	0	0	0	0.1	1	0	0	0	0	0	0	2.3
at Mizzou	01/16/20	3	0-1	.000	0-1	.000	0-0	.000	0	0	0	0.1	0	0	0	0	0	0	0	2.1
at Georgia	01/26/20	3	0-1	.000	0-1	.000	0-0	.000	0	0	0	0.1	0	0	0	0	0	0	0	1.9
at Ole Miss	01/30/20	14	2-6	.333	2-6	.333	0-0	.000	0	1	1	0.1	2	1	1	0	0	0	6	2.2
#22/22 TENNESSEE	02/02/20	2	0-0	.000	0-0	.000	0-0	.000	0	1	1	0.2	0	0	0	0	0	0	0	2.1
AUBURN	02/13/20	3	0-1	.000	0-1	.000	0-0	.000	0	0	0	0.2	0	0	0	0	0	0	0	1.9
VANDERBILT	02/17/20	10	0-6	.000	0-5	.000	0-0	.000	0	0	0	0.2	0	1	0	0	0	0	0	1.8
Totals		0	92	11-37	.297	9-32	.281	0-0	.000	0	3	3	0.2	5	5	3	1	0	31	1.8

Games played: 17
 Minutes/game: 5.4
 Points/game: 1.8
 FG Pct: 29.7
 3FG Pct: 28.1

Rebounds/game: 0.2
 Assists/game: 0.3
 Turnovers/game: 0.2
 Assist/turnover ratio: 1.7
 Blocks/game: 0.1



ELYSA WESOLEK

6-1 • So. • Forward • Charleston, S.C.

32

Career Stats at South Carolina

Season	gp-gs	min/avg	fg-fga	pct	3fg-fga	pct	ft-fa	pct	off	def	tot	avg	pf	fo	ast	to	blk	stl	pts	avg
2018-19	12-0	52/4.3	7-20	.350	3-10	.300	6-7	.857	8	2	10	0.8	14	0	2	4	1	1	23	1.9
2019-20	15-0	84/5.6	9-25	.360	4-12	.333	2-2	1.000	3	11	14	0.9	10	0	4	7	1	3	24	1.6
TOTAL	27-0	136/5.0	16-45	.356	7-22	.318	8-9	.889	11	13	24	0.9	24	0	6	11	2	4	47	1.7

Career Notables

- Played in 12 of team's 33 games, including three SEC outings and two NCAA Tournament contests as a freshman
- Four-year starter at Northwood Academy including three seasons winning South Carolina Independent School Association (SCISA) 3A state championship (2015, 2016, 2017)
- Amassed over 1,000 points in her high school career, including averaging 18.5 points as a senior

Season Highlights

- Has played in 15 games, including three games of double-digit minutes
- Matched her SEC career high with five points against Vanderbilt (Feb. 17) and at Ole Miss (Jan. 30)
- Had a perfect shooting night against Alabama State (Nov. 5) in season opener

Awards

SEC First-Year Academic Honor Roll

High School

SCISA Miss Basketball (2018)
SCISA 3A Player of the Year (2017)

Miscellaneous

	Season	Career	Record
10+ Points	0	1	1-0

Career Highs

Pts 10 vs. ETSU, 11/22/18
FG 3, 2x, last vs. Alabama State, 11/5/19
FGA 5 at Alabama State, 11/11/18
3FG 2 vs. ETSU, 11/22/18
3FGA 3 at Alabama State, 11/11/18
FT 3 at Alabama State, 11/11/18
FTA 3 at Alabama State, 11/11/18
Reb 2, 8x, last vs. Auburn, 2/13/20
Stl 2 vs. USC Upstate, 11/21/19
Asst 1, 6x, last at Missouri, 1/16/20
Min 10, 2x, last at Ole Miss, 1/30/20

SEC Career Highs

Pts 5, 2x, last vs. Vanderbilt, 2/17/20
FG 2 vs. Vanderbilt, 2/17/20
FGA 3, 3x, last vs. Vanderbilt, 2/17/20
3FG 1 at Ole Miss, 1/30/20
3FGA 2 at Ole Miss, 1/30/20
FT 2 at Ole Miss, 1/30/20
FTA 2 at Ole Miss, 1/30/20
Reb 2, 2x, last vs. Auburn, 2/13/20
Stl 1 at Missouri, 1/16/20
Asst 1 at Missouri, 1/16/20
Min 10 at Ole Miss, 1/30/20

Season Highs

Pts 7 vs. Alabama State, 11/5/19
FG 3 vs. Alabama State, 11/5/19
FGA 3, 2x, last vs. Vanderbilt, 2/17/20
3FG 1, 3x, last at Ole Miss, 1/30/20
3FGA 2, 3x, last vs. Vanderbilt, 2/17/20
FT 2 at Ole Miss, 1/30/20
FTA 2 at Ole Miss, 1/30/20
Reb 2, 5x, last vs. Auburn, 2/13/20
Off Reb 1, 2x, last at Clemson
Stl 2 vs. USC Upstate, 11/21/19
Asst 1, 4x, last at Missouri, 1/16/20
Min 10, 2x, last at Ole Miss, 1/30/20

GAME-BY-GAME

Opponent	Date	gs	min	Total		3-Pointers		Free throws		Rebounds			pf	a	t/o	blk	stl	pts	avg	
				fg-fga	pct	3fg-fga	pct	ft-fa	pct	off	def	tot								avg
ALABAMA STATE	11/05/19	6	3-3	1.000	1-1	1.000	0-0	.000	0	1	1	1.0	2	1	1	0	1	7	7.0	
at Dayton	11/13/19	5	0-1	.000	0-1	.000	0-0	.000	0	1	1	1.0	0	0	0	0	0	3.5		
APPALACHIAN STATE	11/17/19	8	0-2	.000	0-1	.000	0-0	.000	0	0	0	0.7	1	0	1	0	0	2.3		
USC UPSTATE	11/21/19	10	0-3	.000	0-1	.000	0-0	.000	1	1	2	1.0	0	0	1	0	2	1.8		
at Clemson	11/24/19	8	1-3	.333	1-2	.500	0-0	.000	1	1	2	1.2	0	1	1	0	3	2.0		
DUKE	12/19/19	6	0-2	.000	0-1	.000	0-0	.000	0	2	2	1.3	1	1	1	0	0	1.7		
#25/21 SOUTH DAKOTA	12/22/19	1	0-0	.000	0-0	.000	0-0	.000	0	0	0	1.1	0	0	0	0	0	1.4		
#13/13 KENTUCKY	01/02/20	2	0-0	.000	0-0	.000	0-0	.000	0	0	0	1.0	1	0	0	0	0	1.3		
at Vanderbilt	01/12/20	8	1-2	.500	0-0	.000	0-0	.000	1	1	2	1.1	0	0	1	0	2	1.3		
at Mizzou	01/16/20	2	0-1	.000	0-0	.000	0-0	.000	0	0	0	1.0	1	1	1	0	0	1.2		
at Georgia	01/26/20	3	0-0	.000	0-0	.000	0-0	.000	0	0	0	0.9	1	0	0	0	0	1.1		
at Ole Miss	01/30/20	10	1-3	.333	1-2	.500	2-2	1.000	0	1	1	0.9	1	0	0	1	5	1.4		
#22/22 TENNESSEE	02/02/20	1	1-2	.500	0-1	.000	0-0	.000	0	0	0	0.8	0	0	0	0	2	1.5		
AUBURN	02/13/20	2	0-0	.000	0-0	.000	0-0	.000	0	2	2	0.9	0	0	0	0	0	1.4		
VANDERBILT	02/17/20	12	2-3	.667	1-2	.500	0-0	.000	0	1	1	0.9	2	0	0	0	5	1.6		
Totals		0	84	9-25	.360	4-12	.333	2-2	1.000	3	11	14	0.9	10	4	7	1	3	24	1.6

Games played: 15
 Minutes/game: 5.6
 Points/game: 1.6
 FG Pct: 36.0
 3FG Pct: 33.3
 FT Pct: 100.0

Rebounds/game: 0.9
 Assists/game: 0.3
 Turnovers/game: 0.5
 Assist/turnover ratio: 0.6
 Steals/game: 0.2
 Blocks/game: 0.1

Official Basketball Box Score -- Game Totals -- Final Statistics
Alabama State vs #8/10 South Carolina
11/05/19 7 p.m. at Columbia, S.C./Colonial Life Arena

Alabama State 43 • 0-1

Table with columns: #, Player, FG-FGA, 3-Ptr, FT-FTA, Rebounds, PF, TP, A TO Blk Stl, Min. Rows include Smith, Aniyah, Clark, Zomoria, Emmanuel, Ayana, Crawford, Jayla, Lee, Courtney, Nelson, Aliyah, Howard, Kayauna, Aikerson, Taylor, Randle, Dereisea, White, Hannah, Harvey, Victoria, Team, Totals.

1st - FG %: 5-18 27.8% 2nd: 5-18 27.8% 3rd: 2-15 13.3% 4th: 2-18 11.1% Game: 14-69 20.3% Deadball Rebounds 4,1
3FG %: 0-2 0.0% 1-2 50.0% 0-3 0.0% 0-1 0.0% 1-7 14.3%
FT %: 1-4 25.0% 2-2 100.0% 5-6 83.3% 6-9 66.7% 14-21 66.7%

#8/10 South Carolina 103 • 1-0

Table with columns: #, Player, FG-FGA, 3-Ptr, FT-FTA, Rebounds, PF, TP, A TO Blk Stl, Min. Rows include BOSTON, Aliyah, HERBERT HARRIGAN, COOKE, Zia, BEAL, Brea, HARRIS, Tyasha, THOMPSON, Olivia, HENDERSON, Destanni, SAXTON, Victoria, AMIHERE, Laeticia, GRISSETT, LeLe, WESOLEK, Elysa, Team, Totals.

1st - FG %: 6-19 31.6% 2nd: 9-20 45.0% 3rd: 12-21 57.1% 4th: 10-15 66.7% Game: 37-75 49.3% Deadball Rebounds 6,3
3FG %: 1-3 33.3% 3-4 75.0% 0-3 0.0% 3-6 50.0% 7-16 43.8%
FT %: 4-6 66.7% 5-7 71.4% 12-17 70.6% 1-2 50.0% 22-32 68.8%

Officials: Beverly Roberts, Marcus Clayton, Troy Winders
Technical fouls: Alabama State-Clark,Zomoria. #8/10 South Carolina-None.
Attendance: 10586

Score by periods table with columns: 1st, 2nd, 3rd, 4th, Total. Rows for Alabama State and #8/10 South Carolina.

Last FG - ALAST 4th-00:19, SC 4th-00:55.
Largest lead - ALAST None, SC by 62 4th-00:55.
ALAST led for 00:00. SC led for 38:57. Game was tied for 01:03.
Score tied - 0 times.
Lead changed - 0 times.

Official Basketball Box Score -- Game Totals -- Final Statistics
#8/10 South Carolina vs #4/5 Maryland
11/10/19 3 p.m. at College Park, Md./XFINITY Center

#8/10 South Carolina 63 • 2-0,0-0 SEC

Table with columns: #, Player, FG-FGA, 3-Ptr, FT-FTA, Rebounds, PF, TP, A TO Blk Stl, Min. Rows include BOSTON, Aliyah, HERBERT HARRIGAN, COOKE, Zia, BEAL, Brea, HARRIS, Tyasha, HENDERSON, Destanni, SAXTON, Victoria, AMIHERE, Laeticia, GRISSETT, LeLe, Team, Totals.

1st - FG %: 6-13 46.2% 2nd: 6-16 37.5% 3rd: 4-18 22.2% 4th: 3-13 23.1% Game: 19-60 31.7% Deadball Rebounds 5
3FG %: 0-3 0.0% 0-1 0.0% 0-2 0.0% 1-3 33.3% 1-9 11.1%
FT %: 6-8 75.0% 4-4 100.0% 4-4 100.0% 10-12 83.3% 24-30 80.0%

#4/5 Maryland 54 • 1-1,0-0 Big Ten

Table with columns: #, Player, FG-FGA, 3-Ptr, FT-FTA, Rebounds, PF, TP, A TO Blk Stl, Min. Rows include Stephanie Jones, Kaila Charles, Taylor Mikesell, Diamond Miller, Ashley Owusu, Shakira Austin, Faith Masonius, Blair Watson, Sara Vujacic, Team, Totals.

1st - FG %: 7-15 46.7% 2nd: 4-20 20.0% 3rd: 4-18 22.2% 4th: 7-17 41.2% Game: 22-70 31.4% Deadball Rebounds 2
3FG %: 1-4 25.0% 0-6 0.0% 0-4 0.0% 1-2 50.0% 2-16 12.5%
FT %: 0-0 0.0% 1-2 50.0% 6-7 85.7% 1-3 33.3% 8-12 66.7%

Officials: Tiara Cruse,Gina Cross,Tina Napier
Technical fouls: #8/10 South Carolina-None. #4/5 Maryland-None.
Attendance: 7447

2019-20 Women's Basketball. Round: 0. Maryland vs South Carolina. Played at XF

Score by periods table with columns: 1st, 2nd, 3rd, 4th, Total. Rows for #8/10 South Carolina and #4/5 Maryland.

Last FG - SC 4th-01:07, MD 4th-00:21.
Largest lead - SC by 14 3rd-08:06, MD None.
SC led for 38:30. MD led for 00:00. Game was tied for 01:30.
Points SC MD In Paint Off T/O 2nd Chance Fast Break Bench
#8/10 South Carolina 18 16 12 17 63 26 9 7 19 10
#4/5 Maryland 15 9 14 16 54 12 7 15 12

Official Basketball Box Score -- Game Totals -- Final Statistics
#6/10 South Carolina vs Dayton
11/13/19 7 p.m. at Dayton, Ohio/UD Arena

#6/10 South Carolina 75 • 3-0,0-0 SEC

Table with columns: #, Player, FG-FGA, 3-Ptr, FT-FTA, Rebounds, PF, TP, A TO Blk Stl, Min. Rows include BOSTON, Aliyah, HERBERT HARRIGAN, COOKE, Zia, BEAL, Brea, HARRIS, Tyasha, THOMPSON, Olivia, HENDERSON, Destanni, SAXTON, Victoria, AMIHERE, Laeticia, GRISSETT, LeLe, WESOLEK, Elysa, Team, Totals.

1st - FG %: 7-13 53.8% 2nd: 8-14 57.1% 3rd: 6-20 30.0% 4th: 7-13 53.8% Game: 28-60 46.7% Deadball Rebounds 4,1
3FG %: 2-2 100.0% 1-2 50.0% 0-3 0.0% 5-10 50.0%
FT %: 6-12 50.0% 2-2 100.0% 4-6 66.7% 14-24 58.3%

Dayton 49 • 2-1,0-0 Atlantic

Table with columns: #, Player, FG-FGA, 3-Ptr, FT-FTA, Rebounds, PF, TP, A TO Blk Stl, Min. Rows include Kyla Whitehead, Julia Chandler, Araion Bradshaw, Shakeela Fowler, Jayla Scaife, Brittany Ward, Christine Szabo, Jenna Giaccone, Ella Skeens, Erin Whalen, Mariah Perez, Team, Totals.

1st - FG %: 2-15 13.3% 2nd: 4-18 22.2% 3rd: 4-20 20.0% 4th: 6-19 31.6% Game: 16-72 22.2% Deadball Rebounds 5
3FG %: 1-6 16.7% 0-3 0.0% 2-5 40.0% 6-21 28.6%
FT %: 1-4 25.0% 7-10 70.0% 0-0 0.0% 11-17 64.7%

Officials: Maggie Tieman,Saif Esho,Bruce Morris
Technical fouls: #6/10 South Carolina-None. Dayton-None.
Attendance: 2331

2019-20 Women's Basketball. Round: 0. Dayton vs South Carolina. Played at Univ

Score by periods table with columns: 1st, 2nd, 3rd, 4th, Total. Rows for #6/10 South Carolina and Dayton.

Last FG - SC 4th-01:28, UD 4th-01:04.
Largest lead - SC by 29 3rd-03:28, UD by 1 1st-07:58.
SC led for 37:31. UD led for 00:13. Game was tied for 02:16.
Score tied - 2 times.
Lead changed - 2 times.

Official Basketball Box Score -- Game Totals -- Final Statistics
Appalachian State vs #6/10 South Carolina
11/17/19 2 p.m. at Columbia, S.C./Colonial Life Arena

Appalachian State 50 • 0-3

Table with columns: #, Player, FG-FGA, 3-Ptr, FT-FTA, Rebounds, PF, TP, A TO Blk Stl, Min. Rows include Gosnell,Lainey, Plummer,Bayley, Porter,Michaela, Hampton,Armani, Bigot,Brooke, Galve,Nora, McDonald,Haile, Christ,Jackie, Team, Totals.

1st - FG %: 1-18 5.6% 2nd: 2-11 18.2% 3rd: 8-16 50.0% 4th: 7-22 31.8% Game: 18-67 26.9% Deadball Rebounds 3,1
3FG %: 1-7 14.3% 1-2 50.0% 2-2 100.0% 1-5 20.0% 5-16 31.3%
FT %: 0-0 0.0% 1-2 50.0% 3-4 75.0% 9-13 69.2%

#6/10 South Carolina 92 • 4-0

Table with columns: #, Player, FG-FGA, 3-Ptr, FT-FTA, Rebounds, PF, TP, A TO Blk Stl, Min. Rows include BOSTON, Aliyah, HERBERT HARRIGAN, COOKE, Zia, BEAL, Brea, HARRIS, Tyasha, THOMPSON, Olivia, HENDERSON, Destanni, SAXTON, Victoria, GRISSETT, LeLe, WESOLEK, Elysa, Team, Totals.

1st - FG %: 14-22 63.6% 2nd: 8-19 42.1% 3rd: 9-14 64.3% 4th: 6-11 54.5% Game: 37-66 56.1% Deadball Rebounds 4
3FG %: 3-7 42.9% 1-2 50.0% 1-2 33.3% 1-3 33.3% 6-15 40.0%
FT %: 4-4 100.0% 1-2 50.0% 0-2 0.0% 7-9 77.8% 12-17 70.6%

Officials: Eric Brewton, Kylie Galloway, Natasha Camy
Technical fouls: Appalachian State-None. #6/10 South Carolina-None.
Attendance: 10498

Score by periods table with columns: 1st, 2nd, 3rd, 4th, Total. Rows for Appalachian State and #6/10 South Carolina.

Last FG - APP 4th-00:28, SC 4th-04:55.
Largest lead - APP None, SC by 50 4th-07:15.
APP led for 00:00. SC led for 39:39. Game was tied for 00:08.
Points APP SC In Paint Off T/O 2nd Chance Fast Break Bench
Appalachian State 3 6 21 20 50 24 10 6 4 14
#6/10 South Carolina 35 18 19 20 92 54 35 14 14 29

Official Basketball Box Score -- Game Totals -- Final Statistics
USC Upstate vs #5/6 South Carolina
11/21/19 7 p.m. at Columbia, S.C./Colonial Life Arena

USC Upstate 32 • 3-3

Table with columns: #, Player, FG-FGA, 3-Ptr, Rebounds, PF, TP, A TO Blk Stl, Min. Rows include players like MOORE, Quadriah and GIBBONS, Michaela.

Summary statistics table for USC Upstate: 1st FG %, 2nd FG %, 3rd FG %, 4th FG %, Game: 10-63, 15.9%, 2.1

#5/6 South Carolina 112 • 5-0

Table with columns: #, Player, FG-FGA, 3-Ptr, Rebounds, PF, TP, A TO Blk Stl, Min. Rows include players like BOSTON, Aliyah and HERBERT HARRIGAN.

Summary statistics table for #5/6 South Carolina: 1st FG %, 2nd FG %, 3rd FG %, 4th FG %, Game: 43-77, 55.8%, 4

Officials: Michael McConnell, Troy Winders, Blanca Burns
Technical fouls: USC Upstate-TEAM. #5/6 South Carolina-None.

Score by periods table for USC Upstate vs #5/6 South Carolina

Points In Off 2nd Fast Bench table for USC Upstate vs #5/6 South Carolina

Last FG - USC Upstate 4th-06:14, SC 4th-02:14.
Largest lead - USC None, SC by 80 4th-00:31.

Score tied - 0 times.
Lead changed - 0 times.

Official Basketball Box Score -- Game Totals -- Final Statistics
#5/6 South Carolina vs Clemson
11/24/19 2 p.m. at Clemson, S.C./Littlejohn Coliseum

#5/6 South Carolina 84 • 6-0,0-0 SEC

Table with columns: #, Player, FG-FGA, 3-Ptr, Rebounds, PF, TP, A TO Blk Stl, Min. Rows include players like BOSTON, Aliyah and HERBERT HARRIGAN.

Summary statistics table for #5/6 South Carolina vs Clemson: 1st FG %, 2nd FG %, 3rd FG %, 4th FG %, Game: 33-69, 47.8%, 2.1

Clemson 48 • 2-4,0-0 ACC

Table with columns: #, Player, FG-FGA, 3-Ptr, Rebounds, PF, TP, A TO Blk Stl, Min. Rows include players like Amari Robinson and Hannah Hank.

Summary statistics table for Clemson: 1st FG %, 2nd FG %, 3rd FG %, 4th FG %, Game: 17-65, 26.2%, 0.1

Officials: Daryl Humphrey, Eric Brewton, Dee Kantner
Technical fouls: #5/6 South Carolina-None. Clemson-None.

Score by periods table for #5/6 South Carolina vs Clemson

Points In Off 2nd Fast Bench table for #5/6 South Carolina vs Clemson

Last FG - SC 4th-01:14, Clem 4th-00:27.
Largest lead - SC by 39 4th-09:16, Clem None.

Score tied - 0 times.
Lead changed - 0 times.

Official Basketball Box Score -- Game Totals -- Final Statistics
#17/23 Indiana vs #5/6 South Carolina
11/28/19 9:10 p.m.AST at St. Thomas, U.S. Virgin Islands

#17/23 Indiana 71 • 5-0

Table with columns: #, Player, FG-FGA, 3-Ptr, Rebounds, PF, TP, A TO Blk Stl, Min. Rows include players like GULBE, Aleska and WISE, Brenna.

Summary statistics table for #17/23 Indiana: 1st FG %, 2nd FG %, 3rd FG %, 4th FG %, Game: 26-52, 50.0%, 4

#5/6 South Carolina 57 • 6-1

Table with columns: #, Player, FG-FGA, 3-Ptr, Rebounds, PF, TP, A TO Blk Stl, Min. Rows include players like BOSTON, Aliyah and HERBERT HARRIGAN.

Summary statistics table for #5/6 South Carolina: 1st FG %, 2nd FG %, 3rd FG %, 4th FG %, Game: 24-65, 36.9%, 4.2

Officials: Denise Brooks, Ed Sidlasky, Brandon Entlerline
Technical fouls: #17/23 Indiana-None. #5/6 South Carolina-None.

Score by periods table for #17/23 Indiana vs #5/6 South Carolina

Points In Off 2nd Fast Bench table for #17/23 Indiana vs #5/6 South Carolina

Last FG - IU 4th-00:02, SC 4th-04:18.
Largest lead - IU by 14 4th-00:02, SC by 5 1st-09:07.

Score tied - 6 times.
Lead changed - 9 times.

Official Basketball Box Score -- Game Totals -- Final Statistics
#5/6 South Carolina vs Washington State
11/29/19 9 p.m. at St. Thomas, U.S. Virgin Islands

#5/6 South Carolina 68 • 7-1

Table with columns: #, Player, FG-FGA, 3-Ptr, Rebounds, PF, TP, A TO Blk Stl, Min. Rows include players like BOSTON, Aliyah and HERBERT HARRIGAN.

Summary statistics table for #5/6 South Carolina vs Washington State: 1st FG %, 2nd FG %, 3rd FG %, 4th FG %, Game: 29-61, 47.5%, 8

Washington State 53 • 4-2

Table with columns: #, Player, FG-FGA, 3-Ptr, Rebounds, PF, TP, A TO Blk Stl, Min. Rows include players like LEVY, Shir and MOTUGA, Ula.

Summary statistics table for Washington State: 1st FG %, 2nd FG %, 3rd FG %, 4th FG %, Game: 21-52, 40.4%, 0

Officials: Eric Brewton, Malisa Green, Kelsey Reynolds
Technical fouls: #5/6 South Carolina-None. Washington State-None.

Score by periods table for #5/6 South Carolina vs Washington State

Points In Off 2nd Fast Bench table for #5/6 South Carolina vs Washington State

Last FG - SC 4th-01:06, WSU 4th-01:37.
Largest lead - SC by 19 2nd-08:21, WSU None.

Score tied - 0 times.
Lead changed - 0 times.

Official Basketball Box Score -- Game Totals -- Final Statistics
#5/6 South Carolina vs #2/2 Baylor
11/30/19 9:00 p.m.AST at St. Thomas, U.S. Virgin Islands

#5/6 South Carolina 74 • 8-1

Table with columns: #, Player, FG-FGA, 3-Ptr, FT-FTA, Rebounds, PF, TP, A TO Blk Stl, Min. Rows include Boston, Aliyah, Herbert HARRIGAN, HARRIS, Tyasha, COOKE, Zia, BEAL, Brea, HENDERSON, Destanni, SAXTON, Victoria, AMIHERE, Laeticia, GRISSETT, LeLe, Team, and Totals.

Summary statistics table with columns: 1st-FG %, 2nd-FG %, 3rd-FG %, 4th-FG %, Game, Deadball Rebounds. Values: 8-17 47.1%, 7-11 63.6%, 5-13 38.5%, 8-12 66.7%, 28-53 52.8%, 4-1 4.1.

#2/2 Baylor 59 • 7-1

Table with columns: #, Player, FG-FGA, 3-Ptr, FT-FTA, Rebounds, PF, TP, A TO Blk Stl, Min. Rows include Smith, NaLyssa, EGBO, Queen, RICHARDS, DiDi, COOPER, Te'a, LANDRUM, Juicy, OLIVER, Jordyn, URSIN, Moon, DeGRATE, Erin, BICKLE, Caitlin, Team, and Totals.

Summary statistics table with columns: 1st-FG %, 2nd-FG %, 3rd-FG %, 4th-FG %, Game, Deadball Rebounds. Values: 8-20 40.0%, 7-19 36.8%, 4-13 30.8%, 5-17 29.4%, 24-69 34.8%, 2-9 22.2%, 6-2.

Officials: Dee Kantner, Eric Brewton, Nykesha Thompson
Technical fouls: #5/6 South Carolina-None, #2/2 Baylor-None.
Attendance: 2424
2019 U.S. Virgin Islands Paradise Jam Women's Basketball Tournament
REEF DIVISION
PRESENTED BY BASKETBALL TRAVELERS

Score by periods table with columns: 1st, 2nd, 3rd, 4th, Total. Values: 22, 16, 13, 23, 74.

Last FG - SC 4th-00:01, BAY 4th-03:41.
Largest lead - SC by 15 4th-00:01, BAY by 6 1st-07:40.
SC led for 29:59, BAY led for 07:31. Game was tied for 01:51.

Points In Off 2nd Fast Bench table with columns: Points, In, Off, 2nd, Fast, Bench. Values: 44, 10, 12, 4, 14.

Score tied - 2 times.
Lead changed - 1 time.

Official Basketball Box Score -- Game Totals -- Final Statistics
#6/7 South Carolina vs Temple
12/07/19 3 p.m. at McGonigle Hall / Philadelphia, PA

#6/7 South Carolina 78 • 9-1,0-0 SEC

Table with columns: #, Player, FG-FGA, 3-Ptr, FT-FTA, Rebounds, PF, TP, A TO Blk Stl, Min. Rows include Boston, Aliyah, Herbert HARRIGAN, COOKE, Zia, BEAL, Brea, HARRIS, Tyasha, HENDERSON, Destanni, SAXTON, Victoria, AMIHERE, Laeticia, GRISSETT, LeLe, Team, and Totals.

Summary statistics table with columns: 1st-FG %, 2nd-FG %, 3rd-FG %, 4th-FG %, Game, Deadball Rebounds. Values: 9-20 45.0%, 5-18 27.8%, 4-8 50.0%, 1-2 50.0%, 27-77 35.1%, 3-4 75.0%, 7-9 77.8%, 6-6 100.0%, 8-18 44.4%, 16-19 84.2%, 2.

Temple 71 • 5-5,0-1 AAC

Table with columns: #, Player, FG-FGA, 3-Ptr, FT-FTA, Rebounds, PF, TP, A TO Blk Stl, Min. Rows include Mia Davis, Shannen Atkinson, Lena Niang, Asonah Alexander, Marissa Mackins, Rayniah Walker, Emani Mayo, Alexa Williamson, Team, and Totals.

Summary statistics table with columns: 1st-FG %, 2nd-FG %, 3rd-FG %, 4th-FG %, Game, Deadball Rebounds. Values: 6-16 37.5%, 7-17 41.2%, 5-18 27.8%, 4-8 50.0%, 26-71 36.6%, 2-5 40.0%, 3-7 42.9%, 1-2 50.0%, 11-26 42.3%, 2-2 100.0%, 8-11 72.7%, 3.

Officials: Pualani Spurlock, Cameron Inouye, Joseph Vaszily
Technical fouls: #6/7 South Carolina-None, Temple-None.
Attendance: 1802

Score by periods table with columns: 1st, 2nd, 3rd, 4th, Total. Values: 22, 15, 16, 25, 78.

Points In Off 2nd Fast Bench table with columns: Points, In, Off, 2nd, Fast, Bench. Values: 28, 22, 22, 18, 19.

Last FG - SC 4th-00:04, Temple 4th-00:00.
Largest lead - SC by 15 4th-04:21, Temple by 2 3rd-08:18.
SC led for 34:55, Temple led for 02:28. Game was tied for 02:37.

Score tied - 7 times.
Lead changed - 6 times.

Official Basketball Box Score -- Game Totals -- Final Statistics
Purdue vs #5/6 South Carolina
12/15/19 2 p.m. at Columbia, S.C./Colonial Life Arena

Purdue 49 • 7-3

Table with columns: #, Player, FG-FGA, 3-Ptr, FT-FTA, Rebounds, PF, TP, A TO Blk Stl, Min. Rows include Harris, Ae'rianna, Diagne, Fatou, McLaughlin, Karissa, Oden, Dominique, Farquhar, Tamara, Whilby, Lyndsey, Hardin, Cassidy, Makolo, Roxane, Grant, Jenelle, Traylor, Kayana, Woltman, Rickie, Team, and Totals.

Summary statistics table with columns: 1st-FG %, 2nd-FG %, 3rd-FG %, 4th-FG %, Game, Deadball Rebounds. Values: 6-17 35.3%, 4-16 25.0%, 7-18 38.9%, 0-8 0.0%, 17-59 28.8%, 2-7 28.6%, 0-1 0.0%, 2-2 100.0%, 3-6 50.0%, 7-10 70.0%, 6-18 33.3%, 9-12 75.0%, 1,1.

#5/6 South Carolina 85 • 10-1

Table with columns: #, Player, FG-FGA, 3-Ptr, FT-FTA, Rebounds, PF, TP, A TO Blk Stl, Min. Rows include Boston, Aliyah, Herbert HARRIGAN, COOKE, Zia, BEAL, Brea, HARRIS, Tyasha, THOMPSON, Olivia, HENDERSON, Destanni, SAXTON, Victoria, AMIHERE, Laeticia, GRISSETT, LeLe, Team, and Totals.

Summary statistics table with columns: 1st-FG %, 2nd-FG %, 3rd-FG %, 4th-FG %, Game, Deadball Rebounds. Values: 12-19 63.2%, 7-18 38.9%, 11-18 61.1%, 7-21 33.3%, 37-76 48.7%, 0-1 0.0%, 2-8 25.0%, 0-0 0.0%, 2-3 66.7%, 9-15 60.0%, 2-6 33.3%, 1,1.

Officials: Dee Kantner, Jesse Dickerson, Kevin Pethel
Technical fouls: Purdue-None, #5/6 South Carolina-None.
Attendance: 11306

Score by periods table with columns: 1st, 2nd, 3rd, 4th, Total. Values: 13, 12, 17, 7, 49.

Points In Off 2nd Fast Bench table with columns: Points, In, Off, 2nd, Fast, Bench. Values: 14, 14, 7, 10, 10.

Last FG - PUR 3rd-02:54, SC 4th-02:07.
Largest lead - PUR None, SC by 38 4th-02:07.
PUR led for 00:00, SC led for 38:23. Game was tied for 01:37.

Score tied - 1 time.
Lead changed - 0 times.

Official Basketball Box Score -- Game Totals -- Final Statistics
Duke vs #5/6 South Carolina
12/19/19 7 p.m. at Columbia, S.C./Colonial Life Arena

Duke 46 • 7-4

Table with columns: #, Player, FG-FGA, 3-Ptr, FT-FTA, Rebounds, PF, TP, A TO Blk Stl, Min. Rows include Leaonna Odom, O. Akinbote-James, Haley Gorecki, Miela Goodchild, Kyra Lambert, Jaida Patrick, Jada Claude, Azana Baines, Uchenna Nwoko, Jade Williams, Team, and Totals.

Summary statistics table with columns: 1st-FG %, 2nd-FG %, 3rd-FG %, 4th-FG %, Game, Deadball Rebounds. Values: 6-17 35.3%, 1-8 12.5%, 4-12 33.3%, 1-5 20.0%, 17-55 30.9%, 2-7 28.6%, 0-1 0.0%, 2-2 100.0%, 3-6 50.0%, 3-7 42.9%, 1-5 20.0%, 4-15 26.7%, 8-15 53.3%, 2,1.

#5/6 South Carolina 89 • 11-1

Table with columns: #, Player, FG-FGA, 3-Ptr, FT-FTA, Rebounds, PF, TP, A TO Blk Stl, Min. Rows include Boston, Aliyah, Herbert HARRIGAN, COOKE, Zia, BEAL, Brea, HARRIS, Tyasha, THOMPSON, Olivia, HENDERSON, Destanni, SAXTON, Victoria, AMIHERE, Laeticia, GRISSETT, LeLe, WESOLEK, Elysa, Team, and Totals.

Summary statistics table with columns: 1st-FG %, 2nd-FG %, 3rd-FG %, 4th-FG %, Game, Deadball Rebounds. Values: 6-17 35.3%, 8-13 61.5%, 9-20 45.0%, 4-8 50.0%, 31-66 47.0%, 2-6 33.3%, 0-1 0.0%, 2-6 33.3%, 6-9 66.7%, 8-9 88.9%, 31-66 47.0%, 6-18 33.3%, 21-32 65.6%, 8,1.

Officials: Karen Preato, Eric J Brewton, Brian Hall
Technical fouls: Duke-None, #5/6 South Carolina-None.
Attendance: 11024
Game Time 1:49

Score by periods table with columns: 1st, 2nd, 3rd, 4th, Total. Values: 14, 5, 11, 16, 46.

Points In Off 2nd Fast Bench table with columns: Points, In, Off, 2nd, Fast, Bench. Values: 18, 7, 8, 9, 17.

Last FG - DU 4th-02:19, SC 4th-00:44.
Largest lead - DU by 4 1st-08:27, SC by 44 4th-06:14.
DU led for 02:17, SC led for 37:39. Game was tied for 00:04.

Score tied - 0 times.
Lead changed - 7 times.

Official Basketball Box Score -- Game Totals -- Final Statistics
#25/21 South Dakota vs #5/6 South Carolina
12/22/19 12 p.m. at Columbia, S.C./Colonial Life Arena

#25/21 South Dakota 60 • 12-2

Table with columns: Player, FG-FGA, 3-Ptr, FT-FTA, Rebounds, PF, TP, A TO Blk Stl, Min. Includes player stats for Hannah Sjerven, Monica Arens, Chloe Lamb, etc.

Summary statistics for #25/21 South Dakota: 1st FG %, 3FG %, FT %, 2nd FG %, 3rd FG %, 4th FG %, Game: 26-62, 3-17, 5-12, 12 18 30, 22 60, 7 16 4 9, 200

#5/6 South Carolina 73 • 12-1

Table with columns: Player, FG-FGA, 3-Ptr, FT-FTA, Rebounds, PF, TP, A TO Blk Stl, Min. Includes player stats for Boston, Aliyah, BEAL, Brea, HERBERT HARRIGAN, etc.

Summary statistics for #5/6 South Carolina: 1st FG %, 3FG %, FT %, 2nd FG %, 3rd FG %, 4th FG %, Game: 26-62, 4-11, 17-25, 21 26 47, 22 73, 6 22 6 8, 200

Officials: Denise Brooks, Amy Bonner, Karleena Tobin
Technical fouls: #25/21 South Dakota-None. #5/6 South Carolina-None.
Attendance: 10505

Score by periods table for #25/21 South Dakota and #5/6 South Carolina.

Last FG - USD 4th-03:13, SC 4th-04:00.
Largest lead - USD by 3 1st-07:42, SC by 20 3rd-03:03.
USD led for 00:51. SC led for 36:15. Game was tied for 02:46.

Official Basketball Box Score -- Game Totals -- Final Statistics
#13/13 Kentucky vs #4/5 South Carolina
01/02/20 7 p.m. at Columbia, S.C./Colonial Life Arena

#13/13 Kentucky 72 • 11-2, 0-1 SEC

Table with columns: Player, FG-FGA, 3-Ptr, FT-FTA, Rebounds, PF, TP, A TO Blk Stl, Min. Includes player stats for McKinney,KeKe, Wyatt,Tatyana, Haines,Sabrina, etc.

Summary statistics for #13/13 Kentucky: 1st FG %, 3FG %, FT %, 2nd FG %, 3rd FG %, 4th FG %, Game: 23-58, 7-21, 19-23, 11 9 20, 24 72, 8 14 1 9, 200

#4/5 South Carolina 99 • 13-1, 1-0 SEC

Table with columns: Player, FG-FGA, 3-Ptr, FT-FTA, Rebounds, PF, TP, A TO Blk Stl, Min. Includes player stats for Boston, Aliyah, HERBERT HARRIGAN, COOKE, Zia, etc.

Summary statistics for #4/5 South Carolina: 1st FG %, 3FG %, FT %, 2nd FG %, 3rd FG %, 4th FG %, Game: 36-59, 1-6, 26-33, 17 23 40, 20 99, 19 13 3 9, 200

Officials: Tina Napier, Angelica Suffren, Kevin Pethel
Technical fouls: #13/13 Kentucky-Paschal,Amanda. #4/5 South Carolina-COOKE, Zia
Attendance: 12261

Score by periods table for #13/13 Kentucky and #4/5 South Carolina.

Last FG - UK 4th-00:20, SC 4th-02:05.
Largest lead - UK None, SC by 33 4th-08:12.
UK led for 00:00. SC led for 39:37. Game was tied for 00:17.

Points, In Paint, Off T/O, 2nd Chance, Fast Break, Bench for #13/13 Kentucky and #4/5 South Carolina.

Score tied - 0 times.
Lead changed - 0 times.

Official Basketball Box Score -- Game Totals -- Final Statistics
#4/5 South Carolina vs Alabama
01/05/20 5:00 pm at

#4/5 South Carolina 93 • 14-1,2-0 SEC

Table with columns: Player, FG-FGA, 3-Ptr, FT-FTA, Rebounds, PF, TP, A TO Blk Stl, Min. Includes player stats for Boston, Aliyah, HERBERT HARRIGAN, COOKE, Zia, etc.

Summary statistics for #4/5 South Carolina: 1st FG %, 3FG %, FT %, 2nd FG %, 3rd FG %, 4th FG %, Game: 31-66, 7-17, 24-29, 15 27 42, 22 93, 16 11 6 12, 200

Alabama 78 • 10-5,0-2 SEC

Table with columns: Player, FG-FGA, 3-Ptr, FT-FTA, Rebounds, PF, TP, A TO Blk Stl, Min. Includes player stats for Ariyah Copeland, Jasmine Walker, Megan Abrams, etc.

Summary statistics for Alabama: 1st FG %, 3FG %, FT %, 2nd FG %, 3rd FG %, 4th FG %, Game: 25-59, 8-16, 20-29, 11 22 33, 18 78, 13 14 0 3, 200

Officials: Timothy Daley,Dawn Marsh,Gina Cross
Technical fouls: #4/5 South Carolina-None. Alabama-TEAM.
Attendance: 2168
2019-20 Women's Basketball. Round: 0. Alabama vs South Carolina. Played at Col

Score by periods table for #4/5 South Carolina and Alabama.

Last FG - SC 4th-00:27, Bama 4th-01:15.
Largest lead - SC by 20 3rd-07:28, Bama None.
SC led for 39:44. Bama led for 00:00. Game was tied for 00:16.

Official Basketball Box Score -- Game Totals -- Final Statistics
#21/21 Arkansas vs #4/5 South Carolina
01/09/20 7 p.m. at Columbia, S.C./Colonial Life Arena

#21/21 Arkansas 82 • 13-3 (1-2 SEC)

Table with columns: Player, FG-FGA, 3-Ptr, FT-FTA, Rebounds, PF, TP, A TO Blk Stl, Min. Includes player stats for Thomas,Taylah, Tolfree,Alexis, Ramirez,Amber, etc.

Summary statistics for #21/21 Arkansas: 1st FG %, 3FG %, FT %, 2nd FG %, 3rd FG %, 4th FG %, Game: 30-79, 12-30, 10-12, 8 25 33, 12 82, 13 6 2 7, 200

#4/5 South Carolina 91 • 15-1 (3-0 SEC)

Table with columns: Player, FG-FGA, 3-Ptr, FT-FTA, Rebounds, PF, TP, A TO Blk Stl, Min. Includes player stats for Boston, Aliyah, HERBERT HARRIGAN, COOKE, Zia, etc.

Summary statistics for #4/5 South Carolina: 1st FG %, 3FG %, FT %, 2nd FG %, 3rd FG %, 4th FG %, Game: 33-79, 8-17, 17-21, 23 40 63, 12 91, 14 14 7 4, 200

Officials: Brian Hall, Katie Lukanich, Bryan Enterline
Technical fouls: #21/21 Arkansas-None. #4/5 South Carolina-None.
Attendance: 10234

Score by periods table for #21/21 Arkansas and #4/5 South Carolina.

Last FG - ARK 4th-01:30, SC 4th-01:38.
Largest lead - ARK None, SC by 25 4th-09:01.
ARK led for 00:00. SC led for 39:21. Game was tied for 00:39.

Points, In Paint, Off T/O, 2nd Chance, Fast Break, Bench for #21/21 Arkansas and #4/5 South Carolina.

Score tied - 0 times.
Lead changed - 0 times.

Official Basketball Box Score -- Game Totals -- Final Statistics
#4/5 South Carolina vs Vanderbilt
01/12/20 4:00 pm at

#4/5 South Carolina 93 • 16-1,4-0 SEC

Table with columns: #, Player, FG-FGA, 3-Ptr, FT-FTA, Rebounds (Off, Def, Tot), PF, TP, A, TO, Blk, Stl, Min. Includes team totals and game statistics.

Summary statistics for #4/5 South Carolina vs Vanderbilt, including 1st-4th quarter percentages and game totals.

Vanderbilt 57 • 12-5,2-2 SEC

Table with columns: #, Player, FG-FGA, 3-Ptr, FT-FTA, Rebounds (Off, Def, Tot), PF, TP, A, TO, Blk, Stl, Min. Includes team totals and game statistics.

Summary statistics for Vanderbilt vs South Carolina, including 1st-4th quarter percentages and game totals.

Officials: Pualani Spurlock, Gina Cross, Denise Brooks
Technical fouls: #4/5 South Carolina-None, Vanderbilt-None.
Attendance: 2447

Score by periods table for #4/5 South Carolina vs Vanderbilt, showing 1st, 2nd, 3rd, 4th, and Total scores.

Last FG - SC 4th-03:05, Vandy 4th-00:36.
Largest lead - SC by 47 4th-04:53, Vandy None.
SC led for 39:11. Vandy led for 00:00. Game was tied for 00:49.

Official Basketball Box Score -- Game Totals -- Final Statistics
#1/2 South Carolina vs Mizzou
1/16/20 7:30 PM CT at Columbia, Mo. (Mizzou Arena)

#1/2 South Carolina 78 • 17-1, 5-0 SEC

Table with columns: #, Player, FG-FGA, 3-Ptr, FT-FTA, Rebounds (Off, Def, Tot), PF, TP, A, TO, Blk, Stl, Min. Includes team totals and game statistics.

Summary statistics for #1/2 South Carolina vs Mizzou, including 1st-4th quarter percentages and game totals.

Mizzou 45 • 4-14, 1-4 SEC

Table with columns: #, Player, FG-FGA, 3-Ptr, FT-FTA, Rebounds (Off, Def, Tot), PF, TP, A, TO, Blk, Stl, Min. Includes team totals and game statistics.

Summary statistics for Mizzou vs South Carolina, including 1st-4th quarter percentages and game totals.

Officials: Mark Zentz, Angelica Suffren, Laura Morris
Technical fouls: #1/2 South Carolina-None, Mizzou-None.
Attendance: 3576

Score by periods table for #1/2 South Carolina vs Mizzou, showing 1st, 2nd, 3rd, 4th, and Total scores.

Last FG - SC 4th-01:59, MU-W 4th-00:24.
Largest lead - SC by 35 4th-01:59, MU-W by 2 1st-08:53.
SC led for 38:15. MU-W led for 00:38. Game was tied for 01:07.

Official Basketball Box Score -- Game Totals -- Final Statistics
#9/9 Mississippi St vs #1/2 South Carolina
01/20/20 7 p.m. at Columbia, S.C./Colonial Life Arena

#9/9 Mississippi St 79 • 16-3 (4-1 SEC)

Table with columns: #, Player, FG-FGA, 3-Ptr, FT-FTA, Rebounds (Off, Def, Tot), PF, TP, A, TO, Blk, Stl, Min. Includes team totals and game statistics.

Summary statistics for #9/9 Mississippi St vs South Carolina, including 1st-4th quarter percentages and game totals.

#1/2 South Carolina 81 • 18-1 (6-0 SEC)

Table with columns: #, Player, FG-FGA, 3-Ptr, FT-FTA, Rebounds (Off, Def, Tot), PF, TP, A, TO, Blk, Stl, Min. Includes team totals and game statistics.

Summary statistics for #1/2 South Carolina vs Mississippi St, including 1st-4th quarter percentages and game totals.

Officials: Tina Napier, Cameron Inouye, Billy Smith
Technical fouls: #9/9 Mississippi St-None, #1/2 South Carolina-None.
Attendance: 13163

Score by periods table for #9/9 Mississippi St vs South Carolina, showing 1st, 2nd, 3rd, 4th, and Total scores.

Last FG - MSU 4th-03:26, SC 4th-02:01.
Largest lead - MSU by 9 4th-07:59, SC by 12 2nd-06:31.
MSU led for 11:00. SC led for 26:28. Game was tied for 02:32.

Official Basketball Box Score -- Game Totals -- Final Statistics
#1/2 South Carolina vs Georgia
01/26/20 3:00 pm at Athens, GA

#1/2 South Carolina 88 • 19-1,7-0 SEC

Table with columns: #, Player, FG-FGA, 3-Ptr, FT-FTA, Rebounds (Off, Def, Tot), PF, TP, A, TO, Blk, Stl, Min. Includes team totals and game statistics.

Summary statistics for #1/2 South Carolina vs Georgia, including 1st-4th quarter percentages and game totals.

Georgia 53 • 12-8,3-4 SEC

Table with columns: #, Player, FG-FGA, 3-Ptr, FT-FTA, Rebounds (Off, Def, Tot), PF, TP, A, TO, Blk, Stl, Min. Includes team totals and game statistics.

Summary statistics for Georgia vs South Carolina, including 1st-4th quarter percentages and game totals.

Officials: Brian Garland, Karen Preato, Denise Brooks
Technical fouls: #1/2 South Carolina-None, Georgia-None.
Attendance: 6047

Score by periods table for #1/2 South Carolina vs Georgia, showing 1st, 2nd, 3rd, 4th, and Total scores.

Last FG - SC 4th-01:29, UGA 4th-00:55.
Largest lead - SC by 37 4th-01:29, UGA by 2 1st-09:33.
SC led for 39:13. UGA led for 00:20. Game was tied for 00:27.

Official Basketball Box Score -- Game Totals -- Final Statistics
#1/2 South Carolina vs Ole Miss
01/30/20 7 p.m. at Oxford, Miss. (The Pavilion at Ole Miss)

#1/2 South Carolina 87 • 20-1, 8-0 SEC

Table with columns: #, Player, FG-FGA, 3-Ptr, FT-FTA, Rebounds (Off, Def, Tot), PF, TP, A, TO, Blk, Stl, Min. Includes player stats for BOSTON, ALIYAH, HERRBERT HARRIGAN, COOKE, ZIA, BEAL, BREA, HARRIS, TYASHA, THOMPSON, OLIVIA, HENDERSON, DESTANNI, SAXTON, VICTARIA, AMIHERE, LAETICIA, GRISSETT, LELE, WESOLEK, ELYSA, and Team.

Summary statistics table for #1/2 South Carolina vs Ole Miss, including 1st-4th quarter percentages and totals for FG, 3-Ptr, FT, Rebounds, PF, TP, A, TO, Blk, Stl, Min.

Ole Miss 32 • 7-14, 0-8 SEC

Table with columns: #, Player, FG-FGA, 3-Ptr, FT-FTA, Rebounds (Off, Def, Tot), PF, TP, A, TO, Blk, Stl, Min. Includes player stats for BANKS, DOMINIQUE, REID, MIMI, ALEXANDER, JAYLA, CAGE, DEJA, LEWIS, TORRI, RANKIN, TOOTIE, SMITH, TAYLOR, PARKER, BRYN, KITCHENS, IYANLA, and Team.

Summary statistics table for Ole Miss vs #1/2 South Carolina, including 1st-4th quarter percentages and totals for FG, 3-Ptr, FT, Rebounds, PF, TP, A, TO, Blk, Stl, Min.

Officials: Kevin Pethel, Bryan Enterline, Jennifer Rezac
Technical fouls: #1/2 South Carolina-None. Ole Miss-None.
Attendance: 1225

Score by periods table for #1/2 South Carolina vs Ole Miss, showing 1st, 2nd, 3rd, 4th quarter scores and total.

Points, In, Off, 2nd, Fast, Bench table for #1/2 South Carolina vs Ole Miss.

Last FG - SC 4th-00:39, OM 4th-00:58.
Largest lead - SC by 57 4th-00:39, OM None.
SC led for 37:54, OM led for 00:00. Game was tied for 02:06.

Score tied - 0 times.
Lead changed - 0 times.

Official Basketball Box Score -- Game Totals -- Final Statistics
#22/22 Tennessee vs #1/2 South Carolina
02/02/20 1 p.m. at Columbia, S.C./Colonial Life Arena

#22/22 Tennessee 48 • 17-5 (7-2 SEC)

Table with columns: #, Player, FG-FGA, 3-Ptr, FT-FTA, Rebounds (Off, Def, Tot), PF, TP, A, TO, Blk, Stl, Min. Includes player stats for DAVIS, RENNIA, BROWN, LOU, KEY, TAMARI, MASSENGILL, JAZMINE, HORSTON, JORDAN, RENNIE, JESSIE, KUSHKITUAH, KASIYAHNA, BURRELL, RAE, MCCOY, JAIDEN, and Team.

Summary statistics table for #22/22 Tennessee vs #1/2 South Carolina, including 1st-4th quarter percentages and totals for FG, 3-Ptr, FT, Rebounds, PF, TP, A, TO, Blk, Stl, Min.

#1/2 South Carolina 69 • 21-1 (9-0 SEC)

Table with columns: #, Player, FG-FGA, 3-Ptr, FT-FTA, Rebounds (Off, Def, Tot), PF, TP, A, TO, Blk, Stl, Min. Includes player stats for BOSTON, ALIYAH, HERRBERT HARRIGAN, COOKE, ZIA, BEAL, BREA, HARRIS, TYASHA, THOMPSON, OLIVIA, HENDERSON, DESTANNI, SAXTON, VICTARIA, GRISSETT, LELE, WESOLEK, ELYSA, and Team.

Summary statistics table for #1/2 South Carolina vs #22/22 Tennessee, including 1st-4th quarter percentages and totals for FG, 3-Ptr, FT, Rebounds, PF, TP, A, TO, Blk, Stl, Min.

Officials: Eric J Brewton, Pualani Spurlock, Douglas Knight
Technical fouls: #22/22 Tennessee-None. #1/2 South Carolina-None.
Attendance: 13735

Score by periods table for #22/22 Tennessee vs #1/2 South Carolina, showing 1st, 2nd, 3rd, 4th quarter scores and total.

Points, In, Off, 2nd, Fast, Bench table for #22/22 Tennessee vs #1/2 South Carolina.

Last FG - TENN 4th-03:14, SC 4th-00:25.
Largest lead - TENN None, SC by 22 4th-00:01.
TENN led for 00:00, SC led for 39:00. Game was tied for 00:55.

Score tied - 1 time.
Lead changed - 0 times.

Official Basketball Box Score -- Game Totals -- Final Statistics
#1/2 South Carolina vs #25/- Arkansas
02/06/20 7:30 pm at Fayetteville, AR

#1/2 South Carolina 86 • 22-1,10-0 SEC

Table with columns: #, Player, FG-FGA, 3-Ptr, FT-FTA, Rebounds (Off, Def, Tot), PF, TP, A, TO, Blk, Stl, Min. Includes player stats for BOSTON, ALIYAH, HERRBERT HARRIGAN, COOKE, ZIA, BEAL, BREA, HARRIS, TYASHA, HENDERSON, DESTANNI, SAXTON, VICTARIA, GRISSETT, LELE, and Team.

Summary statistics table for #1/2 South Carolina vs #25/- Arkansas, including 1st-4th quarter percentages and totals for FG, 3-Ptr, FT, Rebounds, PF, TP, A, TO, Blk, Stl, Min.

#25/- Arkansas 65 • 18-5,6-4 SEC

Table with columns: #, Player, FG-FGA, 3-Ptr, FT-FTA, Rebounds (Off, Def, Tot), PF, TP, A, TO, Blk, Stl, Min. Includes player stats for TAYLOR THOMAS, ALEXIS TOLEFREE, AMBER RAMIREZ, CHELSEA DUNGEE, MAKAYLA DANIELS, A'TYANNA GAULDEN, ERYNN BARNUM, KIARA WILLIAMS, ROKIA DOUMBIA, and Team.

Summary statistics table for #25/- Arkansas vs #1/2 South Carolina, including 1st-4th quarter percentages and totals for FG, 3-Ptr, FT, Rebounds, PF, TP, A, TO, Blk, Stl, Min.

Officials: Roy Gulbeyan, Cameron Inouye, Tina Napier
Technical fouls: #1/2 South Carolina-HERBERT HARRIGAN, M. #25/- Arkansas-Rokia Dombia.
Attendance: 2452

Score by periods table for #1/2 South Carolina vs #25/- Arkansas, showing 1st, 2nd, 3rd, 4th quarter scores and total.

Points, In, Off, 2nd, Fast, Bench table for #1/2 South Carolina vs #25/- Arkansas.

Last FG - SC 4th-00:24, ARKANSAS 4th-04:28.
Largest lead - SC by 23 4th-09:09, ARKANSAS None.
SC led for 39:10, ARKANSAS led for 00:00. Game was tied for 00:50.

Score tied - 0 times.
Lead changed - 0 times.

Official Basketball Box Score -- Game Totals -- Final Statistics
#5/6 UConn vs #1/2 South Carolina
02/10/20 7 p.m. at Columbia, S.C./Colonial Life Arena

#5/6 UConn 52 • 20-3

Table with columns: #, Player, FG-FGA, 3-Ptr, FT-FTA, Rebounds (Off, Def, Tot), PF, TP, A, TO, Blk, Stl, Min. Includes player stats for WALKER, MEGAN, NELSON-ODODA, OLIVIA, DANGERFIELD, CRYSTAL, WILLIAMS, CHRISTYNN, MAKURAT, ANNA, GRIFFIN, AUBREY, and Team.

Summary statistics table for #5/6 UConn vs #1/2 South Carolina, including 1st-4th quarter percentages and totals for FG, 3-Ptr, FT, Rebounds, PF, TP, A, TO, Blk, Stl, Min.

#1/2 South Carolina 70 • 23-1

Table with columns: #, Player, FG-FGA, 3-Ptr, FT-FTA, Rebounds (Off, Def, Tot), PF, TP, A, TO, Blk, Stl, Min. Includes player stats for BOSTON, ALIYAH, HERRBERT HARRIGAN, COOKE, ZIA, BEAL, BREA, HARRIS, TYASHA, HENDERSON, DESTANNI, SAXTON, VICTARIA, GRISSETT, LELE, and Team.

Summary statistics table for #1/2 South Carolina vs #5/6 UConn, including 1st-4th quarter percentages and totals for FG, 3-Ptr, FT, Rebounds, PF, TP, A, TO, Blk, Stl, Min.

Officials: Denise Brooks, Karen Preato, Eric J. Brewton
Technical fouls: #5/6 UConn-None. #1/2 South Carolina-None.
Attendance: 18000

Score by periods table for #1/2 South Carolina vs #5/6 UConn, showing 1st, 2nd, 3rd, 4th quarter scores and total.

Points, In, Off, 2nd, Fast, Bench table for #1/2 South Carolina vs #5/6 UConn.

Last FG - UCONN 4th-02:33, SC 4th-00:51.
Largest lead - UCONN None, SC by 21 3rd-08:15.
UCONN led for 00:00, SC led for 38:18. Game was tied for 01:42.

Score tied - 1 time.
Lead changed - 0 times.

Official Basketball Box Score -- Game Totals -- Final Statistics
Auburn vs #1/1 South Carolina
02/13/20 7 p.m. at Columbia, S.C./Colonial Life Arena

Auburn 53 • 8-14, 2-9 SEC

##	Player	Total		3-Ptr		Rebounds			PF	TP	A	TO	Blk	Stl	Min
		FG-FGA	FG-FGA	FT-FTA	Off	Def	Tot								
00	Daisa Alexander	* 1-8	0-0	0-0	1	2	3	3	2	3	5	0	1	28	
01	Robyn Benton	* 6-17	2-3	1-1	4	0	4	2	15	2	1	0	2	23	
13	Lauren Hansen	* 1-5	1-3	0-0	0	1	1	0	3	1	1	0	0	24	
20	Unique Thompson	* 6-11	0-0	0-1	4	4	8	1	12	3	0	0	1	33	
24	Erin Howard	* 3-8	3-6	0-0	1	3	4	3	9	0	2	3	0	28	
02	Sania Wells	2-5	1-1	0-0	0	2	2	1	5	0	2	0	0	17	
03	Annie Hughes	0-1	0-0	1-2	0	0	0	1	1	0	1	0	0	17	
10	Kiyae' White	3-6	0-1	0-0	3	2	5	3	6	0	1	0	1	17	
30	M. Robinson-Nwagwu	0-4	0-0	0-0	1	0	1	0	0	3	1	0	1	11	
35	Natalie Kelly	0-0	0-0	0-0	0	1	1	1	0	0	0	0	0	2	
	Team				2	3	5			1					
Totals		22-65	7-14	2-4	16	18	34	15	53	12	15	3	6	200	

1st - FG %: 6-18 33.3% 2nd: 4-16 25.0% 3rd: 7-17 41.2% 4th: 5-14 35.7% Game: 22-65 33.8% Deadball Rebounds 1,1
 3FG %: 1-3 33.3% 2-4 50.0% 2-3 66.7% 2-4 50.0% 7-14 50.0%
 FT %: 0-0 0.0% 0-0 0.0% 1-2 50.0% 1-2 50.0% 2-4 50.0%

#1/1 South Carolina 79 • 24-1, 11-0 SEC

##	Player	Total		3-Ptr		Rebounds			PF	TP	A	TO	Blk	Stl	Min
		FG-FGA	FG-FGA	FT-FTA	Off	Def	Tot								
01	COOKE, Zia	* 4-7	4-4	1-4	0	2	2	0	13	4	5	1	0	28	
04	BOSTON, Aliyah	* 6-8	0-0	1-2	2	1	3	2	13	0	0	1	2	16	
12	BEAL, Brea	* 2-2	2-2	2-2	1	0	1	2	8	0	0	0	1	20	
21	HERBERT HARRIGAN,	* 4-9	1-2	2-2	1	5	6	0	11	3	0	1	0	23	
52	HARRIS, Tyasha	* 5-9	2-4	0-0	1	2	3	0	12	5	0	0	0	25	
00	THOMPSON, Olivia	0-1	0-1	0-0	0	0	0	0	0	0	0	0	0	3	
03	HENDERSON, Destanni	1-9	1-6	0-0	1	3	4	0	3	5	1	0	2	25	
05	SAXTON, Victoria	1-3	0-0	2-3	2	6	8	1	4	0	0	4	3	22	
15	AMIHERE, Laeticia	1-5	0-0	2-2	1	3	4	0	4	0	3	1	1	15	
24	GRISSETT, LeLe	5-6	0-0	1-1	3	1	4	1	11	1	2	0	0	21	
32	WESOLEK, Elysa	0-0	0-0	0-0	0	2	2	0	0	0	0	0	0	2	
	Team				0	2	2								
Totals		29-59	10-19	11-16	12	27	39	6	79	18	11	8	9	200	

1st - FG %: 8-18 44.4% 2nd: 7-12 58.3% 3rd: 11-16 68.8% 4th: 3-13 23.1% Game: 29-59 49.2% Deadball Rebounds 4,1
 3FG %: 6-8 75.0% 2-4 50.0% 2-3 66.7% 0-4 0.0% 10-19 52.6%
 FT %: 0-0 0.0% 4-7 57.1% 2-2 100.0% 5-7 71.4%

Officials: Kevin Pethel, Brian Garland, Katie Lukanich
 Technical fouls: Auburn-None. #1/1 South Carolina-None.
 Attendance: 11417
 Game time 1:40

Score by periods	1st	2nd	3rd	4th	Total
Auburn	13	10	17	13	53
#1/1 South Carolina	22	20	26	11	79

Last FG - AU 4th-02:07, SC 4th-01:04.
 Largest lead - AU None, SC by 30 4th-09:42.
 AU led for 00:00. SC led for 39:44. Game was tied for 00:16.

Points	In Paint	Off T/O	2nd Chance	Fast Break	Bench
AU	26	18	15	5	12
SC	32	22	15	20	22

Score tied - 0 times.
 Lead changed - 0 times.

Official Basketball Box Score -- Game Totals -- Final Statistics
Vanderbilt vs #1/1 South Carolina
02/17/20 7 p.m. at Columbia, S.C./Colonial Life Arena

Vanderbilt 44 • 13-12 (3-9 SEC)

##	Player	Total		3-Ptr		Rebounds			PF	TP	A	TO	Blk	Stl	Min
		FG-FGA	FG-FGA	FT-FTA	Off	Def	Tot								
24	Autumn Newby	f 3-9	0-0	1-2	5	3	8	2	7	1	0	0	1	25	
34	Mariella Fasoula	f 5-11	0-0	1-2	1	2	3	3	11	0	5	1	0	28	
02	Chelsie Hall	g 4-13	0-1	0-0	0	1	1	3	8	3	2	1	2	27	
03	Jordyn Cambridge	g 3-9	0-0	0-0	1	1	2	4	6	5	3	0	0	28	
30	LeaLea Carter	g 1-9	0-0	0-0	1	2	3	3	2	0	1	0	1	26	
05	Yaubryon Chambers	2-5	0-0	0-0	2	1	3	2	4	0	1	0	0	9	
12	Demi Washington	1-10	0-0	2-2	2	2	4	3	4	0	1	0	2	30	
33	Kiara Pearl	0-1	0-1	0-0	0	1	1	1	0	0	2	0	0	9	
50	Kaylon Smith	1-5	0-0	0-0	2	1	3	1	2	1	0	1	1	18	
	Team				3	5	8								
Totals		20-72	0-2	4-6	17	19	36	22	44	10	15	3	7	200	

1st - FG %: 5-16 31.3% 2nd: 5-17 29.4% 3rd: 6-17 35.3% 4th: 4-22 18.2% Game: 20-72 27.8% Deadball Rebounds 1
 3FG %: 0-0 0.0% 0-1 0.0% 0-1 0.0% 0-1 0.0%
 FT %: 0-0 0.0% 1-2 50.0% 2-2 100.0% 1-2 50.0%

#1/1 South Carolina 95 • 25-1 (12-0 SEC)

##	Player	Total		3-Ptr		Rebounds			PF	TP	A	TO	Blk	Stl	Min
		FG-FGA	FG-FGA	FT-FTA	Off	Def	Tot								
04	BOSTON, Aliyah	f 6-7	0-1	0-0	5	9	14	1	12	2	1	2	0	19	
21	HERBERT HARRIGAN,	f 3-7	0-0	3-3	3	2	5	1	9	3	2	1	0	21	
01	COOKE, Zia	g 3-7	2-3	2-4	0	2	2	2	10	1	1	0	1	18	
12	BEAL, Brea	g 2-7	0-2	0-1	2	2	4	2	4	0	0	2	1	22	
52	HARRIS, Tyasha	g 4-7	1-1	3-3	0	3	3	0	12	5	0	0	2	16	
00	THOMPSON, Olivia	0-6	0-5	0-0	0	0	0	0	0	0	0	0	0	10	
03	HENDERSON, Destanni	5-12	1-3	1-1	1	6	7	0	12	6	1	0	2	31	
05	SAXTON, Victoria	2-3	0-0	4-8	2	3	5	0	8	0	0	3	2	15	
15	AMIHERE, Laeticia	3-5	1-2	2-2	3	4	7	3	9	0	3	2	2	14	
24	GRISSETT, LeLe	6-7	0-0	2-3	0	2	2	1	14	1	2	3	1	22	
32	WESOLEK, Elysa	2-3	1-2	0-0	0	1	1	2	5	0	0	0	0	12	
	Team				4	1	5								
Totals		36-71	6-19	17-25	20	35	55	12	95	19	10	13	11	200	

1st - FG %: 12-21 57.1% 2nd: 9-16 56.3% 3rd: 11-20 55.0% 4th: 4-14 28.6% Game: 36-71 50.7% Deadball Rebounds 4,1
 3FG %: 2-3 66.7% 3-7 42.9% 0-2 0.0% 1-7 14.3%
 FT %: 4-4 100.0% 1-4 25.0% 5-6 83.3% 7-11 63.6%

Officials: Felicia Grinter, Angelica Suffren, Brian Hall
 Technical fouls: Vanderbilt-None. #1/1 South Carolina-None.
 Attendance: 11249

Score by periods	1st	2nd	3rd	4th	Total
Vanderbilt	10	11	14	9	44
#1/1 South Carolina	30	22	27	16	95

Points	In Paint	Off T/O	2nd Chance	Fast Break	Bench
VANDY	36	7	6	10	10
SC	56	15	22	24	48

Last FG - VANDY 4th-02:33, SC 4th-02:14.
 Largest lead - VANDY None, SC by 51 4th-01:04.
 VANDY led for 00:00. SC led for 39:16. Game was tied for 00:44.

Score tied - 0 times.
 Lead changed - 0 times.

LAST FIVE GAMES

2019-20 Women's Basketball South Carolina Combined Team Statistics (as of Feb 17, 2020) Last 5

RECORD:	OVERALL	HOME	AWAY	NEUTRAL
ALL GAMES	5-0	4-0	1-0	0-0
CONFERENCE	4-0	3-0	1-0	0-0
NON-CONFERENCE	1-0	1-0	0-0	0-0

##	Player	gp-gs	min	avg	Total		3-Point		F-Throw		Rebounds				pf	dq	a	to	blk	stl	pts	avg
					fg-fga	fg%	3fg-fga	3fg%	ft-fa	ft%	off	def	tot	avg								
01	COOKE, Zia	5-5	142	28.4	25-62	.403	11-22	.500	11-19	.579	4	13	17	3.4	4	0	10	10	1	4	72	14.4
04	BOSTON, Aliyah	5-5	127	25.4	28-42	.667	1-6	.167	9-10	.900	19	30	49	9.8	8	0	5	5	14	9	66	13.2
21	HERBERT HARRIGAN	5-5	139	27.8	26-57	.456	4-11	.364	8-9	.889	11	24	35	7.0	8	0	13	6	7	2	64	12.8
52	HARRIS, Tyasha	5-5	155	31.0	23-57	.404	7-21	.333	4-4	1.000	2	17	19	3.8	3	0	35	5	1	5	57	11.4
03	HENDERSON, Destan	5-0	115	23.0	16-41	.390	6-20	.300	4-6	.667	7	16	23	4.6	2	0	17	3	0	6	42	8.4
15	AMIHERE, Laeticia	2-0	29	14.5	4-10	.400	1-2	.500	4-4	1.000	4	7	11	5.5	3	0	0	6	3	3	13	6.5
24	GRISSETT, LeLe	5-0	77	15.4	14-18	.778	0-0	.000	4-5	.800	7	3	10	2.0	4	0	2	6	5	2	32	6.4
12	BEAL, Brea	5-5	108	21.6	10-24	.417	4-10	.400	2-5	.400	7	7	14	2.8	7	0	1	3	4	3	26	5.2
05	SAXTON, Victaria	5-0	78	15.6	5-16	.313	0-0	.000	10-18	.556	9	12	21	4.2	9	0	1	3	10	9	20	4.0
32	WESOLEK, Elysa	3-0	15	5.0	3-5	.600	1-3	.333	0-0	.000	0	3	3	1.0	2	0	0	0	0	0	7	2.3
00	THOMPSON, Olivia	3-0	15	5.0	0-7	.000	0-6	.000	0-0	.000	0	1	1	0.3	0	0	1	0	0	0	0	0.0
Team											11	14	25									
Total.....		5	1000		154-339	.454	35-101	.347	56-80	.700	81	147	228	45.6	50	0	85	47	45	43	399	79.8
Opponents.....		5	1000		108-323	.334	19-61	.311	27-35	.771	69	109	178	35.6	80	2	52	76	27	24	262	52.4

VS. RANKED OPPONENTS

2019-20 Women's Basketball South Carolina Combined Team Statistics (as of Feb 10, 2020) vs Ranked Teams

RECORD:	OVERALL	HOME	AWAY	NEUTRAL
ALL GAMES	9-1	6-0	2-0	1-1
CONFERENCE	5-0	4-0	1-0	0-0
NON-CONFERENCE	4-1	2-0	1-0	1-1

##	Player	gp-gs	min	avg	Total		3-Point		F-Throw		Rebounds				pf	dq	a	to	blk	stl	pts	avg
					fg-fga	fg%	3fg-fga	3fg%	ft-fa	ft%	off	def	tot	avg								
04	BOSTON, Aliyah	10-10	281	28.1	59-95	.621	1-5	.200	27-29	.931	43	63	106	10.6	25	1	10	13	31	9	146	14.6
01	COOKE, Zia	10-10	282	28.2	48-138	.348	14-41	.341	23-27	.852	13	24	37	3.7	20	0	15	17	2	9	133	13.3
52	HARRIS, Tyasha	10-10	344	34.4	46-122	.377	11-35	.314	21-24	.875	3	36	39	3.9	14	1	61	29	1	11	124	12.4
21	HERBERT HARRIGAN	10-10	300	30.0	46-107	.430	7-18	.389	21-24	.875	14	56	70	7.0	27	0	19	20	14	6	120	12.0
12	BEAL, Brea	10-10	246	24.6	26-65	.400	3-16	.188	13-28	.464	22	34	56	5.6	15	0	7	16	6	8	68	6.8
03	HENDERSON, Destan	10-0	201	20.1	22-59	.373	7-30	.233	6-12	.500	10	20	30	3.0	9	0	22	18	0	10	57	5.7
24	GRISSETT, LeLe	10-0	132	13.2	16-24	.667	0-1	.000	17-24	.708	22	5	27	2.7	15	0	3	8	3	2	49	4.9
15	AMIHERE, Laeticia	7-0	70	10.0	11-19	.579	0-2	.000	5-15	.333	6	10	16	2.3	7	0	1	6	3	2	27	3.9
05	SAXTON, Victaria	10-0	136	13.6	12-24	.500	0-0	.000	13-19	.684	9	15	24	2.4	23	0	1	9	6	8	37	3.7
32	WESOLEK, Elysa	3-0	4	1.3	1-2	.500	0-1	.000	0-0	.000	0	0	0	0.0	1	0	0	0	0	0	2	0.7
00	THOMPSON, Olivia	3-0	4	1.3	0-0	.000	0-0	.000	0-0	.000	0	1	1	0.3	0	0	0	1	0	0	0	0.0
Team											30	23	53							1		
Total.....		10	2000		287-655	.438	43-149	.289	146-202	.723	172	287	459	45.9	156	2	139	138	66	65	763	76.3
Opponents.....		10	2000		250-643	.389	48-159	.302	94-133	.707	113	212	325	32.5	182	5	91	123	41	63	642	64.2

2019-20 Women's Basketball
South Carolina Team Game-by-Game Comparison (as of Feb 17, 2020)
All games

Opponent	1st	2nd	Score	Mar	Total FG	FG Pct	3-Pointers	3FG Pct	Free Throws	FT Pct	Rebounds	Assist	T/Over	Block	Steal	Fouls
ALABAMA STATE	43/24	60/19	103-43	+60	37-75/14-69	.493/.203	7-16/1-7	.438/.143	22-32/14-21	.688/.667	53/43	22/4	14/23	16/1	14/5	18/26
#4/5 Maryland	34/24	29/30	63-54	+9	19-60/22-70	.317/.314	1-9/2-16	.111/.125	24-30/8-12	.800/.667	54/38	12/9	15/9	8/5	4/10	14/23
Dayton	41/21	34/28	75-49	+26	28-60/16-72	.467/.222	5-10/6-21	.500/.286	14-24/11-17	.583/.647	52/42	17/8	17/13	10/3	5/6	20/19
APPALACHIAN STATE	53/9	39/41	92-50	+42	37-66/18-67	.561/.289	6-15/5-16	.400/.313	12-17/9-13	.706/.692	42/37	25/7	14/21	17/2	11/5	17/18
USC UPSTATE	64/18	48/14	112-32	+80	43-77/10-63	.558/.159	12-23/4-29	.522/.138	14-21/8-12	.667/.667	57/34	28/7	12/24	9/2	18/5	11/18
Clemson	42/23	42/25	84-48	+36	33-69/17-65	.478/.282	8-23/2-13	.348/.154	10-16/12-14	.625/.857	44/44	17/7	14/22	9/3	15/7	16/18
#17/23 Indiana	31/38	26/33	57-71	(14)	24-65/26-52	.369/.500	2-19/7-15	.105/.467	7-15/12-19	.467/.632	40/32	11/10	18/13	3/2	6/5	23/18
Washington State	37/32	31/21	68-53	+15	29-61/21-52	.475/.404	2-5/6-12	.400/.500	8-20/5-7	.400/.714	39/30	11/11	12/21	3/2	8/4	15/19
#2/2 Baylor	38/35	36/24	74-59	+15	28-53/24-69	.528/.348	4-13/2-9	.308/.222	14-20/9-18	.700/.500	43/29	12/9	19/9	7/0	6/3	20/19
Temple	37/33	41/38	78-71	+7	27-77/26-71	.351/.366	8-18/11-26	.444/.423	16-19/8-11	.842/.727	46/50	16/15	9/19	7/4	13/3	13/14
PURDUE	43/25	42/24	85-49	+36	37-76/17-59	.487/.288	2-8/6-18	.250/.333	9-15/9-12	.600/.750	56/28	18/7	14/19	11/11	16/7	12/16
DUKE	37/19	52/27	89-46	+43	31-66/17-55	.470/.309	6-18/4-15	.333/.267	21-32/8-15	.656/.533	45/34	17/9	16/30	8/5	15/11	13/26
#25/21 SOUTH DAKOTA	42/29	31/31	73-60	+13	26-62/26-62	.419/.419	4-11/3-17	.364/.176	17-25/5-12	.680/.417	47/30	6/7	22/16	6/4	8/9	22/22
#13/13 KENTUCKY	49/28	50/44	99-72	+27	36-59/23-58	.610/.397	1-6/7-21	.167/.333	26-33/19-23	.788/.826	40/20	19/8	13/14	3/1	9/9	20/24
Alabama	42/27	51/51	93-78	+15	31-66/25-59	.470/.424	7-17/8-16	.412/.500	24-29/20-29	.828/.690	42/33	16/13	11/14	6/0	12/3	22/18
#21/21 ARKANSAS	44/30	47/52	91-82	+9	33-79/30-79	.418/.380	8-17/12-30	.471/.400	17-21/10-12	.810/.833	63/33	14/13	14/6	7/2	4/7	12/12
Vanderbilt	38/24	55/33	93-57	+36	35-69/24-70	.507/.343	5-17/11-6	.294/.167	18-24/8-11	.750/.727	48/40	15/8	11/16	11/2	9/6	13/20
Mizzou	35/17	43/28	78-45	+33	27-70/15-55	.386/.273	7-16/3-16	.438/.188	17-27/12-19	.630/.632	62/30	12/5	18/15	8/2	4/5	17/20
#9/9 MISSISSIPPI ST	43/42	38/37	81-79	+2	32-69/33-67	.471/.493	4-11/3-6	.364/.500	13-19/10-12	.684/.833	38/35	17/5	11/10	8/6	5/9	13/21
Georgia	47/30	41/23	88-53	+35	35-68/22-68	.603/.324	2-3/5-16	.667/.313	16-25/4-5	.640/.800	42/32	19/11	14/17	9/3	11/7	13/18
Ole Miss	32/2	55/30	87-32	+55	33-62/13-50	.532/.280	8-19/0-10	.421/.000	13-17/6-6	.765/1000	45/22	14/7	12/19	7/1	9/5	9/17
#22/22 TENNESSEE	38/23	31/25	69-48	+21	26-69/18-52	.377/.346	6-22/1-7	.273/.143	11-16/11-12	.688/.917	39/37	16/8	6/21	10/10	11/1	14/18
#25/- Arkansas	46/33	40/32	86-65	+21	34-74/26-73	.459/.356	5-19/7-21	.263/.333	13-15/6-7	.867/.857	57/31	18/10	13/10	9/7	4/7	14/14
#5/6 UCONN	35/23	35/29	70-52	+18	29-66/22-61	.439/.361	8-22/4-17	.364/.235	4-8/4-6	.500/.667	38/40	14/12	7/15	5/4	8/3	4/11
AUBURN	42/23	37/30	79-53	+26	29-59/22-65	.492/.338	10-19/7-14	.526/.500	11-16/2-4	.688/.500	39/34	18/12	11/15	8/3	9/6	6/15
VANDERBILT	52/21	43/23	95-44	+51	36-71/20-72	.507/.278	6-19/0-2	.316/.000	17-25/4-6	.680/.667	55/36	19/10	10/15	13/3	11/7	12/22

Note: Game totals are displayed in the format TEAM/OPPONENT for each category

2019-20 Women's Basketball
South Carolina Points-Rebounds-Assists (as of Feb 17, 2020)
All games

Opponent	Date	Score		00	01	03	04	05	12	15
				THOMPSON,O	COOKE,ZIA	HENDERSON,	BOSTON,ALI	SAXTON,VIC	BEAL,BREA	AMIHERE,LA
ALABAMA STATE	11/05/19	103-43	w	10-0-1	13-3-2	8-2-4	12-12-1	9-5-2	4-5-3	6-6-1
at #4/5 Maryland	11/10/19	63-54	w	DNP	10-4-1	4-5-0	14-7-1	2-3-0	8-10-4	1-1-0
at Dayton	11/13/19	75-49	w	0-0-0	27-7-1	5-4-3	11-2-0	13-6-0	1-10-1	2-3-3
APPALACHIAN STATE	11/17/19	92-50	w	0-0-0	7-2-3	16-1-3	14-10-3	10-6-2	10-9-4	DNP
USC UPSTATE	11/21/19	112-32	w	3-1-2	8-1-5	15-5-5	18-10-2	14-8-0	6-3-3	10-6-1
at Clemson	11/24/19	84-48	w	3-0-0	10-1-3	10-2-4	13-4-1	2-3-0	11-3-2	1-6-0
vs #17/23 Indiana	11/28/19	57-71	L	DNP	10-4-2	2-2-3	10-2-0	2-3-0	9-6-0	5-4-0
vs Washington State	11/29/19	68-53	w	DNP	6-3-3	9-1-1	15-8-2	2-2-0	4-4-0	1-4-0
vs #2/2 Baylor	11/30/19	74-59	w	DNP	2-1-0	8-5-2	20-13-0	2-0-0	5-5-0	3-1-0
at Temple	12/07/19	78-71	w	DNP	3-2-3	12-4-1	10-8-2	2-2-0	10-7-0	5-4-0
PURDUE	12/15/19	85-49	w	3-0-0	14-5-3	15-6-1	10-6-4	0-0-1	5-4-0	1-9-1
DUKE	12/19/19	89-46	w	3-0-0	12-4-2	5-2-2	10-8-1	8-2-0	10-7-2	8-4-3
#25/21 SOUTH DAKOTA	12/22/19	73-60	w	0-0-0	13-1-0	5-3-0	7-9-1	8-4-0	9-5-0	0-2-0
#13/13 KENTUCKY	01/02/20	99-72	w	0-0-0	15-3-4	4-1-8	14-6-2	11-4-0	15-5-1	14-4-1
at Alabama	01/05/20	93-78	w	3-0-0	20-2-1	17-2-2	17-12-0	6-5-1	0-4-2	4-3-0
#21/21 ARKANSAS	01/09/20	91-82	w	DNP	21-5-1	5-1-1	19-25-0	4-2-0	4-12-1	4-2-0
at Vanderbilt	01/12/20	93-57	w	0-0-0	17-2-1	6-1-4	10-8-0	8-3-0	7-6-1	11-5-1
at Mizzou	01/16/20	78-45	w	0-0-0	14-3-1	5-3-1	10-10-1	10-10-0	3-13-0	6-7-1
#9/9 MISSISSIPPI ST	01/20/20	81-79	w	DNP	13-6-2	2-1-2	21-12-3	0-0-0	4-4-0	0-2-0
at Georgia	01/26/20	88-53	w	0-0-0	9-5-1	14-6-6	15-6-1	6-3-0	7-2-0	3-4-2
at Ole Miss	01/30/20	87-32	w	6-1-1	8-2-3	9-2-3	7-8-1	5-5-2	4-2-1	16-1-0
#22/22 TENNESSEE	02/02/20	69-48	w	0-1-0	20-3-2	12-2-2	10-5-1	4-4-0	4-1-0	DNP
at #25/- Arkansas	02/06/20	86-65	w	DNP	14-6-3	9-6-4	18-15-1	4-4-1	5-6-1	DNP
#5/6 UCONN	02/10/20	70-52	w	DNP	15-4-0	6-4-0	13-12-1	0-0-0	5-2-0	DNP
AUBURN	02/13/20	79-53	w	0-0-0	13-2-4	3-4-5	13-3-0	4-8-0	8-1-0	4-4-0
VANDERBILT	02/17/20	95-44	w	0-0-1	10-2-1	12-7-6	12-14-2	8-5-0	4-4-0	9-7-0

Opponent	Date	Score		21	24	32	52
				HERBERT HA	GRISSETT,L	WESOLEK,EL	HARRIS,TYA
ALABAMA STATE	11/05/19	103-43	w	13-5-2	10-7-1	7-1-1	11-5-4
at #4/5 Maryland	11/10/19	63-54	w	8-7-2	3-4-0	DNP	13-6-4
at Dayton	11/13/19	75-49	w	10-3-0	2-7-2	0-1-0	4-4-7
APPALACHIAN STATE	11/17/19	92-50	w	21-6-2	3-5-4	0-0-0	11-1-4
USC UPSTATE	11/21/19	112-32	w	13-6-2	7-3-2	0-2-0	18-7-6
at Clemson	11/24/19	84-48	w	13-9-1	6-5-1	3-2-1	12-4-4
vs #17/23 Indiana	11/28/19	57-71	L	13-8-1	1-2-0	DNP	5-1-5
vs Washington State	11/29/19	68-53	w	20-4-2	4-5-0	DNP	7-3-3
vs #2/2 Baylor	11/30/19	74-59	w	13-8-2	1-2-1	DNP	20-4-7
at Temple	12/07/19	78-71	w	15-7-1	0-3-2	DNP	21-3-7
PURDUE	12/15/19	85-49	w	12-5-2	11-8-1	DNP	14-2-5
DUKE	12/19/19	89-46	w	10-8-2	12-3-1	0-2-1	11-1-3
#25/21 SOUTH DAKOTA	12/22/19	73-60	w	7-8-1	17-6-1	0-0-0	7-4-3
#13/13 KENTUCKY	01/02/20	99-72	w	8-3-0	8-3-0	0-0-0	10-5-3
at Alabama	01/05/20	93-78	w	12-1-1	0-3-2	DNP	14-2-7
#21/21 ARKANSAS	01/09/20	91-82	w	13-6-3	8-4-1	DNP	13-5-7
at Vanderbilt	01/12/20	93-57	w	15-4-1	7-4-1	2-2-0	10-4-6
at Mizzou	01/16/20	78-45	w	14-1-0	5-8-2	0-0-1	11-4-5
#9/9 MISSISSIPPI ST	01/20/20	81-79	w	14-6-3	4-2-0	DNP	23-1-7
at Georgia	01/26/20	88-53	w	10-3-0	11-3-2	0-0-0	13-3-7
at Ole Miss	01/30/20	87-32	w	10-4-0	7-4-1	5-1-0	10-5-2
#22/22 TENNESSEE	02/02/20	69-48	w	9-8-2	3-4-0	2-0-0	5-4-9
at #25/- Arkansas	02/06/20	86-65	w	25-9-3	2-0-0	DNP	9-5-5
#5/6 UCONN	02/10/20	70-52	w	10-7-2	2-0-0	DNP	19-4-11
AUBURN	02/13/20	79-53	w	11-6-3	11-4-1	0-2-0	12-3-5
VANDERBILT	02/17/20	95-44	w	9-5-3	14-2-1	5-1-0	12-3-5

2019-20 Women's Basketball
South Carolina Combined Team Statistics (as of Feb 17, 2020)
Conference games only

RECORD:	OVERALL	HOME	AWAY	NEUTRAL
ALL GAMES	12-0	6-0	6-0	0-0
CONFERENCE	12-0	6-0	6-0	0-0
NON-CONFERENCE	0-0	0-0	0-0	0-0

##	Player	gp-gs	min	avg	Total		3-Point		F-Throw		Rebounds			pf	dq	a	to	blk	stl	pts	avg		
					fg-fga	fg%	3fg-fga	3fg%	ft-fga	ft%	off	def	tot									avg	
01	COOKE, Zia	12-12	332	27.7	60-144	.417	23-51	.451	31-46	.674	11	30	41	3.4	17	0	24	25	2	11	174	14.5	
04	BOSTON, Aliyah	12-12	275	22.9	68-103	.660	0-1	.000	30-36	.833	47	77	124	10.3	21	0	12	15	27	14	166	13.8	
21	HERBERT HARRIGAN	12-12	299	24.9	59-117	.504	9-17	.529	23-26	.885	14	42	56	4.7	19	0	19	12	17	7	150	12.5	
52	HARRIS, Tyasha	12-12	338	28.2	52-121	.430	15-35	.429	23-24	.958	6	38	44	3.7	10	0	68	21	1	13	142	11.8	
03	HENDERSON, Destan	12-0	273	22.8	36-85	.424	9-36	.250	17-27	.630	6	30	36	3.0	11	0	44	19	0	13	98	8.2	
15	AMIHERE, Laeticia	10-0	141	14.1	26-51	.510	4-7	.571	15-23	.652	16	23	39	3.9	20	1	5	16	13	7	71	7.1	
24	GRISSETT, LeLe	12-0	205	17.1	29-43	.674	0-0	.000	22-26	.846	23	18	41	3.4	15	0	11	15	9	3	80	6.7	
05	SAXTON, Victaria	12-0	193	16.1	23-46	.500	0-0	.000	24-38	.632	26	27	53	4.4	22	0	4	6	20	15	70	5.8	
12	BEAL, Brea	12-12	257	21.4	26-65	.400	4-16	.250	9-19	.474	23	37	60	5.0	20	0	7	11	9	15	65	5.4	
32	WESOLEK, Elysa	8-0	40	5.0	5-11	.455	2-5	.400	2-2	1.000	1	5	6	0.8	6	0	1	2	1	0	14	1.8	
00	THOMPSON, Olivia	9-0	47	5.2	3-18	.167	3-17	.176	0-0	.000	0	2	2	0.2	4	0	2	2	0	0	9	1.0	
Team											31	35	66										
Total.....		12	2400		387-804	.481	69-185	.373	196-267	.734	204	364	568	47.3	165	1	197	144	99	98	1039	86.6	
Opponents.....		12	2400		271-768	.353	54-165	.327	112-146	.767	140	243	383	31.9	219	7	110	172	40	72	708	59.0	

TEAM STATISTICS	SC	OPP	Date	Opponent	Score	Att.
SCORING	1039	708	* 01/02/20	#13/13 KENTUCKY	w 99-72	12261
Points per game	86.6	59.0	* 01/05/20	at Alabama	w 93-78	2168
Scoring margin	+27.6	-	* 01/09/20	#21/21 ARKANSAS	w 91-82	10234
FIELD GOALS-ATT	387-804	271-768	* 01/12/20	at Vanderbilt	w 93-57	2447
Field goal pct	.481	.353	* 01/16/20	at Mizzou	w 78-45	3576
3 POINT FG-ATT	69-185	54-165	* 01/20/20	#9/9 MISSISSIPPI ST	w 81-79	13163
3-point FG pct	.373	.327	* 01/26/20	at Georgia	w 88-53	6047
3-pt FG made per game	5.8	4.5	* 01/30/20	at Ole Miss	w 87-32	1225
FREE THROWS-ATT	196-267	112-146	* 02/02/20	#22/22 TENNESSEE	w 69-48	13735
Free throw pct	.734	.767	* 02/06/20	at #25/- Arkansas	w 86-65	2452
F-Throws made per game	16.3	9.3	* 02/13/20	AUBURN	w 79-53	11417
REBOUNDS	568	383	* 02/17/20	VANDERBILT	w 95-44	11249
Rebounds per game	47.3	31.9				
Rebounding margin	+15.4	-				
ASSISTS	197	110	* = Conference game			
Assists per game	16.4	9.2	@ = Paradise Jam (St. Thomas, U.S.V.I.)			
TURNOVERS	144	172	^ = SEC Tournament (Greenville, S.C.)			
Turnovers per game	12.0	14.3				
Turnover margin	+2.3	-				
Assist/turnover ratio	1.4	0.6				
STEALS	98	72				
Steals per game	8.2	6.0				
BLOCKS	99	40				
Blocks per game	8.3	3.3				
ATTENDANCE	72059	17915				
Home games-Avg/Game	6-12010	6-2986				
Neutral site-Avg/Game	-	0-0				

Score by Periods	1st	2nd	3rd	4th	Totals
South Carolina	274	234	296	235	1039
Opponents	122	178	213	195	708

2019-20 Women's Basketball
South Carolina Combined Team Statistics (as of Feb 17, 2020)
All games

RECORD:	OVERALL	HOME	AWAY	NEUTRAL
ALL GAMES	25-1	13-0	10-0	2-1
CONFERENCE	12-0	6-0	6-0	0-0
NON-CONFERENCE	13-1	7-0	4-0	2-1

##	Player	gp-gs	min	avg	Total		3-Point		F-Throw		Rebounds				pf	dq	a	to	blk	stl	pts	avg		
					fg-fga	fg%	3fg-fga	3fg%	ft-fga	ft%	off	def	tot	avg										
04	BOSTON, Aliyah	26-26	610	23.5	143-227	.630	1-6	.167	56-71	.789	100	135	235	9.0	56	1	31	28	70	36	343	13.2		
21	HERBERT HARRIGAN	26-26	670	25.8	130-257	.506	17-37	.459	51-65	.785	40	107	147	5.7	45	0	41	37	43	16	328	12.6		
01	COOKE, Zia	26-26	687	26.4	114-298	.383	37-92	.402	59-82	.720	29	54	83	3.2	43	0	52	47	6	32	324	12.5		
52	HARRIS, Tyasha	26-26	741	28.5	118-278	.424	31-79	.392	48-53	.906	12	81	93	3.6	31	1	141	50	2	39	315	12.1		
03	HENDERSON, Destan	26-0	610	23.5	79-189	.418	27-79	.342	33-51	.647	16	66	82	3.2	23	0	73	49	2	36	218	8.4		
12	BEAL, Brea	26-26	571	22.0	57-145	.393	13-45	.289	35-64	.547	43	97	140	5.4	36	0	26	37	17	25	162	6.2		
24	GRISSETT, LeLe	26-0	436	16.8	60-97	.619	0-2	.000	39-54	.722	56	45	101	3.9	39	0	27	29	20	18	159	6.1		
05	SAXTON, Victaria	26-0	394	15.2	54-95	.568	0-0	.000	36-64	.563	43	54	97	3.7	48	0	9	18	31	25	144	5.5		
15	AMIHERE, Laeticia	22-0	305	13.9	40-89	.449	5-11	.455	29-55	.527	30	59	89	4.0	47	1	14	38	25	15	114	5.2		
00	THOMPSON, Olivia	17-0	92	5.4	11-37	.297	9-32	.281	0-0	.000	0	3	3	0.2	5	0	5	3	1	0	31	1.8		
32	WESOLEK, Elysa	15-0	84	5.6	9-25	.360	4-12	.333	2-2	1.000	3	11	14	0.9	10	0	4	7	1	3	24	1.6		
Team											68	72	140											
Total.....		26	5200		815-1737	.469	144-395	.365	388-561	.692	440	784	1224	47.1	383	3	423	347	218	245	2162	83.2		
Opponents.....		26	5200		547-1655	.331	117-396	.295	234-335	.699	349	545	894	34.4	486	15	232	426	88	155	1445	55.6		

TEAM STATISTICS	SC	OPP	Date	Opponent	Score	Att.
SCORING	2162	1445	11/05/19	ALABAMA STATE	w 103-43	10586
Points per game	83.2	55.6	11/10/19	at #4/5 Maryland	w 63-54	7447
Scoring margin	+27.6	-	11/13/19	at Dayton	w 75-49	2331
FIELD GOALS-ATT	815-1737	547-1655	11/17/19	APPALACHIAN STATE	w 92-50	10498
Field goal pct	.469	.331	11/21/19	USC UPSTATE	w 112-32	10052
3 POINT FG-ATT	144-395	117-396	11/24/19	at Clemson	w 84-48	2830
3-point FG pct	.365	.295	@ 11/28/19	vs #17/23 Indiana	L 57-71	1924
3-pt FG made per game	5.5	4.5	@ 11/29/19	vs Washington State	w 68-53	1806
FREE THROWS-ATT	388-561	234-335	@ 11/30/19	vs #2/2 Baylor	w 74-59	2424
Free throw pct	.692	.699	12/07/19	at Temple	w 78-71	1802
F-Throws made per game	14.9	9.0	12/15/19	PURDUE	w 85-49	11306
REBOUNDS	1224	894	12/19/19	DUKE	w 89-46	11024
Rebounds per game	47.1	34.4	12/22/19	#25/21 SOUTH DAKOTA	w 73-60	10505
Rebounding margin	+12.7	-	* 01/02/20	#13/13 KENTUCKY	w 99-72	12261
ASSISTS	423	232	* 01/05/20	at Alabama	w 93-78	2168
Assists per game	16.3	8.9	* 01/09/20	#21/21 ARKANSAS	w 91-82	10234
TURNOVERS	347	426	* 01/12/20	at Vanderbilt	w 93-57	2447
Turnovers per game	13.3	16.4	* 01/16/20	at Mizzou	w 78-45	3576
Turnover margin	+3.0	-	* 01/20/20	#9/9 MISSISSIPPI ST	w 81-79	13163
Assist/turnover ratio	1.2	0.5	* 01/26/20	at Georgia	w 88-53	6047
STEALS	245	155	* 01/30/20	at Ole Miss	w 87-32	1225
Steals per game	9.4	6.0	* 02/02/20	#22/22 TENNESSEE	w 69-48	13735
BLOCKS	218	88	* 02/06/20	at #25/- Arkansas	w 86-65	2452
Blocks per game	8.4	3.4	02/10/20	#5/6 UCONN	w 70-52	18000
ATTENDANCE	154030	38479	* 02/13/20	AUBURN	w 79-53	11417
Home games-Avg/Game	13-11848	10-3232	* 02/17/20	VANDERBILT	w 95-44	11249
Neutral site-Avg/Game	-	3-2051				

* = Conference game
 @ = Paradise Jam (St. Thomas, U.S.V.I.)
 ^ = SEC Tournament (Greenville, S.C.)

Score by Periods	1st	2nd	3rd	4th	Totals
South Carolina	588	497	586	491	2162
Opponents	281	372	387	405	1445