



## GAME 28 | SUNDAY, FEBRUARY 23, 2020

#1/1 SOUTH CAROLINA (26-1) VS. #14/16 KENTUCKY (20-5)

2 P.M. | LEXINGTON, KY. | MEMORIAL COLISEUM

TV: ESPN2 | RADIO: 98.5 FM WOMG

LIVE STATS: GAMECOCKS.STATBROADCAST.COM

### ABOUT THIS GAME

- South Carolina has won 10 of the last 11 meetings against Kentucky, dating back to the 2016-17 season. The Gamecocks are 16-10 against the Wildcats in the Dawn Staley era.
- A win today would be Staley's 300th at South Carolina.
- A win today would be South Carolina's 200th SEC regular-season victory.
- A win today would clinch at least a share of the SEC regular-season championship. It would be the fifth title in the last seven season for the Gamecocks.
- Today's individual milestone watch includes: Tyasha Harris needs one steal to move into the program's all-time top 10 in career steals; Mikiah Herbert Harrigan is two blocks way from 200.

### GAMECOCK NOTABLES

- South Carolina's success has been built on both sides of the ball as the Gamecocks are eighth in the country in scoring offense (82.4) and 18th in scoring defense (55.3). Both numbers are markedly improved over last season and measure up against the 2017 National Championship team, which also won the SEC regular-season and tournament titles.
- The Gamecocks have out-scored their opponents in the paint 41.5-25.0 points per game this season, and the production has been split somewhat evenly between forwards and guards. Post players account for 52.0 percent of the points in the paint (21.5 ppg) compared to 48.0 percent from the guards (20.0 ppg). South Carolina's guards have matched or out-scored the forwards in the paint 12 times this season.
- South Carolina's bench is out-scoring SEC opponent benches by 10.1 points per game. The Gamecock bench accounts for 27.3 points per SEC game – 32.2 percent of the total offense.
- Aliyah Boston is in the midst of one of the best freshman seasons in Gamecock history. With three regular-season games remaining she already holds the program's freshman-season records for blocked shots (75), double-doubles (11) and double-doubles in SEC games (6). She holds single-game freshman records in rebounds (25 vs. Arkansas, 1/9) and blocks (10 vs. Alabama St., 11/5).
- Senior Mikiah Herbert Harrigan has been more aggressive on the glass in the last six games, pulling in 6.7 rebounds per game in the stretch, which included three games against ranked teams.

<h1 style="color: red;">2</h1> <p>Only two teams have scored more points against the Gamecocks than their season average entering the game.</p>	<h1 style="color: red;">2.9</h1> <p>Senior point guard Tyasha Harris' 2.9 assist-to-turnover ratio is ranked sixth in the nation after she has had 27 assists and one turnovers over the last four games.</p>	<h1 style="color: red;">4</h1> <p>In SEC games, four Gamecocks who come off the bench average at least 5.5 points, led by Destanni Henderson's 8.1 average.</p>
<h1 style="color: red;">6.2</h1> <p>The Gamecocks have made 6.2 3-pointers per game over the last five games, up from their 5.2 average entering that stretch.</p>	<h1 style="color: red;">11</h1> <p>South Carolina leads the nation with 11 top-50 RPI wins this season. Two of the Gamecocks' three remaining regular-season games are against top-25 RPI teams.</p>	<h1 style="color: red;">17.1</h1> <p>The Gamecocks average 17.1 second-chance points per game on a 44.2 percent offensive rebounding rate (2nd in the nation).</p>

### GAMECOCKS

26-1, 13-0 SEC

Ranking: 1/1 (AP/Coaches)

Head Coach: Dawn Staley

Record at SC: 299-98 (12th)

Career Record: 471-178 (20th)

Top Scorer: Aliyah Boston (13.2)

Top Rebounder: Aliyah Boston (9.0)



### WILDCATS

20-5, 9-4 SEC

Ranking: 14/16 (AP/Coaches)

Head Coach: Matthew Mitchell

Record at UK: 301-130 (13th)

Career Record: 331-159 (15th)

Top Scorer: Rhyne Howard (23.1)

Top Rebounder: Rhyne Howard (6.4)



### SCHEDULE/RESULTS

Nov. 5	Alabama State (SECN+)	W, 103-43
Nov. 10	at #4/5 Maryland (ESPN)	W, 63-54
Nov. 13	at Dayton	W, 75-49
Nov. 17	Appalachian State (SECN+)	W, 92-50
Nov. 21	USC Upstate (SECN+)	W, 112-32
Nov. 24	at Clemson (ACCN)	W, 84-48

*Paradise Jam (St. Thomas, U.S.V.I.)*

Nov. 28	vs. #17/23 Indiana	L, 57-71
Nov. 29	vs. Washington State	W, 68-53
Nov. 30	vs. #2/2 Baylor	W, 74-59

Dec. 7	at Temple	W, 78-71
Dec. 15	Purdue (SECN+)	W, 85-49
Dec. 19	Duke (SECN)	W, 89-46
Dec. 22	#25/21 S. Dakota (SECN+)	W, 73-60
Jan. 2	#13/13 Kentucky* (SECN)	W, 99-72
Jan. 5	at Alabama* (SECN)	W, 93-78
Jan. 9	#21/21 Arkansas* (SECN+)	W, 91-82
Jan. 12	at Vanderbilt* (SECN)	W, 93-57
Jan. 16	at Missouri* (SECN)	W, 78-45
Jan. 20	#9/9 Mississippi St.* (ESPN2)	W, 81-79
Jan. 26	at Georgia* (SECN)	W, 88-53
Jan. 30	at Ole Miss* (SECN+)	W, 87-32
Feb. 2	#22/22 Tennessee* (ESPN2)	W, 69-48
Feb. 6	at #25/- Arkansas* (SECN)	W, 86-65
Feb. 10	#5/6 UConn (ESPN2)	W, 70-52
Feb. 13	Auburn* (SECN)	W, 79-53
Feb. 17	Vanderbilt* (SECN)	W, 95-44
Feb. 20	LSU* (SECN+)	W, 63-48
Feb. 23	at #14/16 Kentucky* (ESPN2)	2 p.m.
Feb. 27	at Florida* (SECN+)	6 p.m.
Mar. 1	Texas A&M* (ESPN2)	Noon

*SEC Tournament (Greenville, S.C.)*

Mar. 4-8	SEC Tournament	TBA
----------	----------------	-----

*All Times Listed as Eastern and are subject to change*












*\* indicates SEC Game*

*SECN is SEC Network; SECN+ is SEC Network online via ESPN app*

### TALE OF THE TAPE

	82.4	.470	.360	.693	15.0	55.3	.331	.298	+12.5	16.2	+2.8	8.5	9.4
<b>SOUTH CAROLINA</b>	Points	FG%	3FG%	FT%	FT Made Per Game	Scoring Defense	FG% Defense	3FG% Defense	Rebound Margin	Assists	TO Margin	Blocks	Steals
<b>KENTUCKY</b>	72.8	.418	.362	.707	12.7	58.0	.400	.287	-2.0	14.2	+9.0	3.6	9.5

# 2019-20 South Carolina Media Roster

0		<b>Olivia Thompson</b> 5-8 • Fr. • Guard • Lexington, S.C.	PPG 1.8 RPG 0.2 APG 0.3 FG% .297 FT% --	<b>LAST GM:</b> 10 mins, 1 asst vs. Vandy <b>NOTABLE:</b> Prolific outside shooter ... has played in 17 games, including 9 SEC games, hitting a 3 in 7 gms ... All-time top scorer in Lexington HS history ... 2019 SCBCA Class 5A Player of the Year ... 3x SCBCA All-State.	<b>Career Highs</b> <b>Pts:</b> 10 vs. Alabama St., 11/5/19 <b>Asst:</b> 2 vs. USC Upstate, 11/21/19 <b>Stl:</b> - <b>Reb:</b> 3, 2x, vs. Tennessee, 2/2/20 <b>Min:</b> 14 at Ole Miss, 1/30/20
1		<b>Zia Cooke</b> 5-9 • Fr. • Guard • Toledo, Ohio <i>ZY-ub COOK</i>	PPG 12.4 RPG 3.2 APG 2.0 FG% .380 FT% .725	<b>LAST GM:</b> 11 pts, 3 rebs vs. LSU <b>NOTABLE:</b> Explosive, athletic guard ... 20 gms of 10+ pts, 4 20-pt games ... 11 games 3+ assists ... in SEC, 14.2 ppg (13th) ... #4 in 2019 class ... 2019 Naismith HS POY finalist, consensus All-American ... 2 USAB gold medals.	<b>Career Highs</b> <b>Pts:</b> 27 at Dayton, 11/13/19 <b>Asst:</b> 5 vs. USC Upstate, 11/21/19 <b>Stl:</b> 4 vs. USC Upstate, 11/21/19 <b>Reb:</b> 7 at Dayton, 11/13/19 <b>Min:</b> 34 vs. Indiana, 11/28/19
3		<b>Destanni Henderson</b> 5-7 • So. • Guard • Fort Myers, Fla. <i>DES-tuh-nee</i>	PPG 8.3 RPG 3.1 APG 2.7 FG% .411 FT% .636	<b>LAST GM:</b> 7 pts, 2 rebs, 2 stls vs. LSU <b>NOTABLE:</b> Confident, explosive guard ... top scorer off the bench, 2nd on team in assists ... 9 games of 10+ points ... vs SEC - 3.4 apg (14th), 2.2 assist-to-TO ratio (5th) ... 2019 SEC All-Freshman Team.	<b>Career Highs</b> <b>Pts:</b> 19 at Arkansas, 2/3/19 <b>Asst:</b> 8 vs. Kentucky, 1/2/20 <b>Stl:</b> 5 at Temple, 12/7/19 <b>Reb:</b> 7 vs. Vanderbilt, 2/17/20 <b>Min:</b> 32 vs. Baylor, 11/30/19
4		<b>Aliyah Boston</b> 6-5 • Fr. • For. • St. Thomas, U.S.V.I. <i>uh-LEE-uh</i>	PPG 13.2 RPG 9.0 BPG 2.8 FG% .629 FT% .781	<b>LAST GM:</b> 13 pts, 9 rebs, 5 blks <b>NOTABLE:</b> Physical post, loves contact ... 5x SEC Fr. of Week ... 7th in NCAA in FG%, 12th in bpg ... 11 dbl-dbls, 6 vs. SEC ... avg dbl-dbl vs. SEC, vs. ranked ... Leslie, Drysdale, Wooden watch lists ... 4 golds with USAB.	<b>Career Highs</b> <b>Pts:</b> 21 vs. Mississippi St., 1/20/20 <b>Reb:</b> 25 vs. Arkansas, 1/9/20 <b>Blk:</b> 10 vs. Alabama St., 11/5/19 <b>Stl:</b> 4 at Georgia, 1/26/20 <b>Min:</b> 37 vs. UConn, 2/10/20
5		<b>Victoria Saxton</b> 6-2 • So. • Forward • Rome, Ga. <i>vic-TAR-ee-uh</i>	PPG 5.4 RPG 3.7 BPG 1.2 FG% .573 FT% .563	<b>LAST GM:</b> 2 pts, 2 rebs, 17 mins vs. LSU <b>NOTABLE:</b> Lithe, athletic forward, quick off the floor ... has played in every game, scoring in double figures 5 times, including 2 SEC ... 1st career double-double at Mizzou (Jan. 16) ... 2019 SEC All-Freshman Team.	<b>Career Highs</b> <b>Pts:</b> 19 at Arkansas, 2/3/19 <b>Reb:</b> 10 at Mizzou, 1/16/20 <b>Blk:</b> 5 vs. Clemson, 11/15/18 <b>Stl:</b> 3, 2x, vs. Auburn, 2/13/20 <b>Min:</b> 27 vs. Kentucky, 2/21/19
12		<b>Brea Beal</b> 6-1 • Fr. • Guard • Rock Island, Ill. <i>BREE</i>	PPG 6.1 RPG 5.4 APG 1.1 FG% .396 FT% .547	<b>LAST GM:</b> 4 pts, 5 rebs, 3 assts vs. LSU <b>NOTABLE:</b> Big, physical guard ... delivers intangibles, draws toughest defensive role ... third in team in rebounding ... #11 overall in 2019 class ... consensus All-American (2019) ... 3x Illinois Ms. Basketball.	<b>Career Highs</b> <b>Pts:</b> 15 vs. Kentucky, 1/2/20 <b>Asst:</b> 4, 2x, vs. App St., 11/17/19 <b>Stl:</b> 3, 4x, vs. vs. Miss St, 1/20/20 <b>Reb:</b> 13 at Mizzou, 1/16/20 <b>Min:</b> 32 vs. Indiana, 11/28/19
15		<b>Laeticia Amihere</b> 6-4 • R-Fr. • For. • Mississauga, Ontario <i>lub-TEE-shub ah-MEE-bear</i>	PPG 5.0 RPG 4.0 BPG 1.1 FG% .440 FT% .527	<b>LAST GM:</b> 2 rebs, 1 blk vs. LSU <b>NOTABLE:</b> Explosive, athletic with great length and wingspan (6'10") ... vs SEC - 6.5 ppg, 1.3 bpg (12th) ... #10 overall in 2019 class ... Missed 3 games in Feb. to help Canada qualify for the 2020 Tokyo Olympics.	<b>Career Highs</b> <b>Pts:</b> 16 at Ole Miss, 1/30/20 <b>Reb:</b> 9 vs. Purdue, 12/15/19 <b>Blk:</b> 3, 2x, at Ole Miss, 1/30/20 <b>Asst:</b> 3, 2x, vs. Duke, 12/19/19 <b>Min:</b> 22 at Ole Miss, 1/30/20
21		<b>Mikiah Herbert Harrigan</b> 6-2 • Sr. • For. • Pembroke Pines, Fla. <i>muh-KEE-uh</i>	PPG 12.6 RPG 5.6 BPG 1.7 FG% .510 FT% .797	<b>LAST GM:</b> 12 pts, 5 rebs, 3 blks vs. LSU <b>NOTABLE:</b> Agile forward, solid mid-range and 3-pt shooter ... career-high points and rebounding averages ... 21st in SEC in ppg ... 21 gms of 10+ pts ... last 5 gms - 13.4 ppg, 6.4 rpg, 2.4 apg ... Preseason All-SEC 2nd Team.	<b>Career Highs</b> <b>Pts:</b> 27 vs. Arkansas, 3/8/19 <b>Reb:</b> 16 at Texas A&M, 1/3/19 <b>Blks:</b> 6 at Texas A&M, 1/3/19 <b>Asst:</b> 4 at Purdue, 12/16/18 <b>Min:</b> 45 at Purdue, 12/16/18
24		<b>LeLe Grissett</b> 6-2 • Jr. • Guard • Durham, N.C. <i>LEE-lee grih-SET</i>	PPG 6.0 RPG 3.8 APG 1.1 FG% .616 FT% .732	<b>LAST GM:</b> 4 pts, 2 rebs, 2 assts vs. LSU <b>NOTABLE:</b> Long, versatile and high energy guard ... has scored in double figures 7 times; scored at least 7 points in 6 SEC games ... 2.1 offensive rebounds per game (2nd on team) ... last 3 gms - 9.7 ppg, 80.0 FG% (12-of-15).	<b>Career Highs</b> <b>Pts:</b> 22 at Vanderbilt, 1/18/18 <b>Reb:</b> 10 vs. Baylor, 12/2/18 <b>Asst:</b> 4 vs. App State, 11/17/19 <b>Stl:</b> 4 vs. Alabama St., 11/10/17 <b>Min:</b> 29 vs. Tennessee, 1/14/18
32		<b>Elysa Wesolek</b> 6-1 • So. • Forward • Charleston, S.C. <i>uh-LISS-uh WES-uh-leck</i>	PPG 1.6 RPG 0.9 APG 0.3 FG% .360 FT% 1.00	<b>LAST GM:</b> 5 pts, 1 reb, 12 mins vs. Vandy <b>NOTABLE:</b> Solid-shooting forward ... has played in 15 games this season, including 8 SEC games ... has scored in 6 games ... season-high with 12 mins vs. Vanderbilt ... 2 5-point games vs. SEC.	<b>Career Highs</b> <b>Pts:</b> 10 vs. ETSU, 11/22/18 <b>Asst:</b> 1, 6x, at Mizzou, 1/16/20 <b>Stl:</b> 2 vs. USC Upstate, 11/21/19 <b>Reb:</b> 2, 5x, at Vandy, 1/12/20 <b>Min:</b> 12 vs. Vanderbilt, 2/17/20
52		<b>Tyasha Harris</b> 5-10 • Sr. • Guard • Noblesville, Ind. <i>ty-A-shub</i>	PPG 12.0 RPG 3.5 APG 5.4 FG% .431 FT% .891	<b>LAST GM:</b> 10 pts, 6 assts, 2 stls vs. LSU <b>NOTABLE:</b> Commanding point guard, clutch scorer ... on all national POY watch lists ... 18th in NCAA in apg, 6th A:TO (2.9) ... 5.7 apg vs. SEC ... program career assist record (660), 4th among active NCAA players.	<b>Career Highs</b> <b>Pts:</b> 28 vs. Tennessee, 1/14/18 <b>Asst:</b> 14 at Tennessee, 2/24/19 <b>Stl:</b> 6, 2x, vs. Sav. St., 12/17/17 <b>Reb:</b> 13 vs. Arkansas, 1/25/18 <b>Min:</b> 46 at Purdue, 12/16/18

## QUICK FACTS

### The University

**Location:** Columbia, S.C.  
**Founded:** 1801  
**Enrollment:** 34,795  
**Colors:** Garnet (PMS 202C) and Black  
**Nickname:** Gamecocks  
**Conference:** Southeastern  
**President:** Bob Caslen  
**Athletics Director:** Ray Tanner  
**Exec. Assoc. AD/SWA:** Maria Hickman  
**Facility:** Colonial Life Arena (18,000)

### Coaching Staff

**Head Coach:** Dawn Staley  
**Alma Mater:** Virginia, 1992  
**Overall Record:** 471-178 (20th season)  
**School Record:** 299-98 (12th season)  
**Assoc. Head Coach, Alma Mater:**  
 Lisa Boyer, Ithaca, 1979 (12th season)  
**Assistant Coaches, Alma Mater:**  
 Fred Chmiel, Excelsior, 2001 (5th season)  
 Jolette Law, Iowa, 1990 (3rd season)

### Team Information

**2018-19 Record:** 23-10  
 Home: 13-4 Away: 9-2 Neutral: 1-4  
**SEC Record (Finish):** 13-3 (2nd)  
 Home: 6-2 Away: 7-1  
**Letterwinners Returning/Lost:** 6/7  
**Starters Returning/Lost:** 2/3

### Program History

**First Year of Women's Basketball:** 1974-75  
**All-Time Record:** 879-527 (46th season)  
**All-Time SEC Record:** 199-67 (28th season)  
**NCAA Appearances (Last):** 16 (2019)  
**NCAA Tournament Record:** 28-14  
**2019 NCAA Result:** Sweet 16, L, 68-93 vs. Baylor, Greensboro, N.C.  
**WNIT Appearances (Last):** 4 (2011)  
**WNIT Record:** 3-4

### Media Relations

**Women's Basketball Contact:** Diana Koval  
**Office:** 803.777.7977  
**Cell:** 314.369.6050  
**Email:** dkoval@mailbox.sc.edu

**Press Row Phone:** 803.777.6182

### Women's Basketball on Social Media:

**Twitter:** @GamecockWBB  
**Instagram:** @GamecockWBB  
**Facebook:** @GamecockWBB

### Head Coach on Social Media

**Twitter:** @DawnStaley  
**Instagram:** @Staley05

### Athletics Department on the Web

**Website:** GamecocksOnline.com  
**Twitter:** @GamecocksOnline  
**Instagram:** @GamecocksOnline  
**Facebook:** Facebook.com/GamecocksOnline  
**YouTube:** YouTube.com/GamecocksOnline

### Five-Second Count

South Carolina women's basketball is in the midst of its most successful era, claiming at least 20 wins for the last nine seasons, including this one. The Gamecocks have played in the NCAA Elite Eight three times in the last five seasons, including winning the 2017 National Championship, and have been ranked in the AP Top 25 for 147 consecutive weeks, the fourth-longest active streak in the nation. Staley has led the Gamecocks to their only No. 1 rankings in program history (12 weeks in 2014-15, 6 weeks in 2019-20), four SEC regular-season titles and four straight SEC Tournament Championships, making South Carolina the first program to win four consecutive tournament crowns in league history.

Under Staley's leadership, five Gamecocks have earned All-America status, two have earned SEC Player of the Year honors and 15 have picked up All-SEC recognition. Six Gamecocks have been selected in the WNBA Draft in the last four years, including 2018 No. 1 overall pick A'ja Wilson, who went on to become the Gamecocks' second-straight WNBA Rookie of the Year.

### Kentucky Series Notes

Kentucky leads the series 34-32, but the Gamecocks have won 10 and the last 11 dating back to the 2016-17 season. South Carolina is 16-10 against Kentucky in the Dawn Staley era.

Both teams have been nationally ranked in 17 of the 26 games in the Dawn Staley era, including 16 of the last 18. Eleven of the 26 games in the Staley era have been decided by single digits, with the home team winning 15 of the 26 games in that stretch.

In the first meeting this season, the Gamecocks dominated the first half with stellar field goal shooting (.625) and a smothering defensive effort that built a 49-28 lead at the break. South Carolina controlled the paint, out-scoring Kentucky there 60-24, and six Gamecocks finished with double-figure points.

Carolina's last three seasons against Kentucky:

Date	W/L	Score	Site	Rank (SC/UK)
1/2/20	W	99-72	H	4/13
2/21/19	L	57-65	H	13/16
1/31/19	W	74-70	A	16/19
2/18/18	W	81-63	H	8/-
1/21/18	W	81-64	A	10/-
3/4/17	W	89-77	N	5/20
2/26/17	W	95-87	H	7/22
2/2/17	W	75-63	A	4/25

### Road Ready

The Gamecocks are 268-256 all-time in road games, including a 93-42 mark under head coach Dawn Staley. Staley's .689 winning percentage on the road is the best of the Gamecocks' seven head coaches.

So far this season, South Carolina is 10-0 on the road.

### Staley's 20th

Celebrating her 20th season as a head coach this season, Dawn Staley averaged 23.4 wins through her first 19 seasons. With a .726 (471-178) winning percentage in that time, she is 15th among active NCAA Div. I head coaches with at least 10 years of experience.

In her 12th season at South Carolina, she is the program's all-time winningest coach (299) with a program-record nine postseason appearances (8 NCAA/1 WNIT). She accounts for both of the Gamecocks' Final Four appearances (2015, 2017) and the first national championship in program history (2017).

Staley has won 135 SEC games to rank second among active league coaches (Gary Blair, Texas A&M, 139) and seventh all-time. Her 11.1 SEC wins average is the best all-time among coaches with at least 10 seasons in the league, and her .720 winning percentage (134-52) is second only to Tennessee's Pat Summitt (.874) in league history.

### Ranking Review

The Gamecocks are ranked No. 1 in this week's AP Poll, marking their sixth week at the top of the poll this season and 18th in program history.

South Carolina has appeared in the AP Poll for 147 consecutive weeks, the fourth-longest active streak in the nation. Under Staley, the Gamecocks have appeared in 152 AP polls, including 76 in the top five.

The Gamecocks are No. 1 in this week's USA Today/WBCA Poll.

### Schedule Strength

South Carolina's strength of schedule ranks 12th in the nation, and the Gamecocks' 12 games against top-50 RPI teams are third-most in the country. Their 11 wins over top-50 RPI teams leads the country (Maryland, 10) and includes five against top-25 RPI opponents.

The Gamecocks have more games played against ranked opponents (10) and wins vs. those teams (9) than anyone else in the current AP Top 25. Oregon is next in line in the wins category with eight.

## GAMECOCKS IN THE RANKINGS (as of 2/20)

Team	SEC	NCAA	Actual	Aliyah Boston	SEC	NCAA	Actual
Scoring Offense	2	8	82.4	Points Per Game	16	—	13.2
Scoring Defense	1	18	55.3	Rebounds Per Game	3	60	9.0
Scoring Margin	1	3	+27.1	Field Goal Percentage	2	7	.629
Field Goal Percentage	2	11	.470	Blocked Shots Per Game	2	12	2.8
Field Goal %age Def.	2	5	.331	Offensive Rebs. Per Game	4	28	3.8
3-Point FG %age	3	27	.360	Double-Doubles	3	31	11
3-Point FG %age Def.	6	102	.298				
3-Point FG Made/Gm.	7	215	5.4	<b>Zia Cooke</b>	<b>SEC</b>	<b>NCAA</b>	<b>Actual</b>
Free Throw Percentage	8	176	.693	Points Per Game	22	—	12.4
Rebounding Offense	1	2	46.6				
Rebounding Defense	4	—	34.1	<b>Tyasha Harris</b>	<b>SEC</b>	<b>NCAA</b>	<b>Actual</b>
Rebounding Margin	1	3	+12.5	Points Per Game	27	—	12.0
Assists Per Game	2	29	16.2	Assists Per Game	1	18	5.4
Steals Per Game	5	77	9.4	Assist-to-Turnover Ratio	1	6	2.9
Turnover Margin	4	67	+2.8				
Turnovers Per Game	—	37	13.5	<b>M. Herbert Harrigan</b>	<b>SEC</b>	<b>NCAA</b>	<b>Actual</b>
Assist-to-Turnover Ratio	1	21	1.2	Points Per Game	21	—	12.6
Blocked Shots Per Game	1	1	8.5	Field Goal Percentage	8	—	.506
Home Attendance Avg.	1	1	11,805	Blocked Shots Per Game	9	69	1.7

## Current Streaks

	Total	Home	Road	Neut.
Overall	W20	W16	W13	W2
SEC	W13	W7	W11	—
Non-Conference	W7	W13	W4	W2
Ranked Teams	W8	W7	W2	W1

## Ranked Readings

South Carolina is 72-61 against nationally ranked opponents under head coach Dawn Staley, although that record is skewed by the early seasons of her tenure. The Gamecocks are 57-22 (.722) versus ranked foes since the start of the 2014-15 campaign, including a 22-16 mark against top-10 opponents during that time.

This season, South Carolina is 9-1 against ranked teams, with three wins coming over teams ranked in the top five at the time – then-#4/5 Maryland (Nov. 10), then-#2/2 Baylor (Nov. 30) and then-#5/6 UConn (Feb. 10).

Five of the 10 ranked games came in non-conference action, the most of any SEC team this season. Carolina has more top-25 wins than any team in the league. LSU is next in line with four top-25 victories.

## SEC Status

SEC coaches and media were split on who will win the 2020 SEC regular season, but they agree that the Gamecocks will be in the mix.

SEC media members selected the Gamecocks to return to the throne ahead of Texas A&M and Mississippi State. SEC coaches reversed the top two positions. Both groups tapped Tyasha Harris for First-Team All-SEC and Mikiah Herbert Harrigan for a spot on the All-SEC Second Team.

## RPI Ratings

The Gamecocks are second in the RPI this week. Around the SEC, Mississippi State comes in at 12 and Texas A&M is at 13 to round out league teams in the top 20. LSU (26), Kentucky (24) and Arkansas (35) are also inside the top 50.

## Oh Captain, My Captain

South Carolina named two team captains this season – Tyasha Harris and Victoria Saxton. This is Harris' third season as a team captain.

## 5 = 1

The Gamecocks' five freshmen – Laeticia Amihire, Brea Bea, Aliyah Boston, Zia Cooke and Olivia Thompson – make up the No. 1 recruiting class in the nation, which includes four of the top 11 signees in the Class of 2019.

Expectations are high outside the program, and they don't dip much from those who have watched the class' progression through the preseason. Turning heads in the weight room and on the court, all five have come to the program eager to learn and thrive.

## Veteran Vibes

While the No. 1 freshman class is the new, shiny part of the Gamecocks' program, the two seniors at the top of the experience ladder have impressive credentials of their own, including a glut of big-game experience.

Tyasha Harris and Mikiah Herbert Harrigan, who rank eighth and 15th, respectively, among active NCAA Div. I players in games played, were part of the Gamecocks' 2017 NCAA National Championship and have led teams that have never been ranked outside the top 25, including all three seasons with a final ranking in the top 16.

The duo was part of two of the Gamecocks' four straight SEC Tournament titles. They opened their careers with an SEC regular-season crown and have never finished lower than second in the league.

In 51 career games against ranked opponents, during

which the Gamecocks have gone 34-17, Harris averages 9.9 points and 4.7 assists. Herbert Harrigan's 51 career games against ranked opponents has her at 8.1 points and 1.4 blocks per game. Those numbers rise sharply since she became a regular starter in 2018-19 to 11.5 points and 1.7 blocks per game.

## Freshman Follies

The three freshman starters – Brea Beal, Aliyah Boston and Zia Cooke – wasted little time establishing themselves among the pantheon of top freshmen on program history.

Boston exploded onto the scene with the first triple-double in a college debut in NCAA Div. I women's basketball history with her 12 points, 12 rebounds and 10 blocks. Her block total in that game matched the overall Gamecock single-game record (Alaina Coates vs. Winthrop, 12/13/15).

Several of Coates' freshman season records are now owned by Boston as well – 75 blocked shots, 11 double-doubles, six SEC double-doubles.

Cooke poured in 27 points at Dayton (Nov. 13), the most by a Gamecock freshman since Kelsey Bone's 27 against North Carolina on Dec. 9, 2009. The effort was fueled by five 3s, the most by a Gamecock freshman since Tina Roy hit five against Presbyterian on Nov. 27, 2011.

With 20 points in her second SEC outing, she matched A'ja Wilson and Coates for earliest career 20-point SEC game and became just the 11th Gamecock freshman to score 20 points against an SEC opponent. With 21 points against #21/21 Arkansas and 20 against #22/22 Tennessee, Cooke tied Wilson for the Gamecock freshman record of three 20-point SEC games.

Beal became the first Gamecock freshman since A'ja

# THE STARTING 5...

**ZIA  
COOKE**

- 14.2 ppg vs. SEC (13th)
- 1.8 3FGs/gm vs. SEC (8th)
- 4 20-point games, 3 in SEC
- Team's top scorer 7 times in SEC play, 10 games total

**BREA  
BEAL**

- Takes on opponent's top offensive threat
- 5.4 rpg (3rd on team)
- 4 double-digit rebound games, including 2 in SEC

**ALIYAH  
BOSTON**

- Avg. double-double vs. SEC
- Avg. dbl-dbl vs. ranked teams
- 10.2 rpg vs. SEC (3rd) ... *best among league freshmen*
- Most freshman double-doubles and blocks in school history

**MIKIAH  
HERBERT  
HARRIGAN**

- 12.5 ppg vs. SEC (20th)
- 22 double-digit scoring games, 3 20-point games
- 1.7 blocks per game (9th SEC)
- 1.6 assists per game

**TYASHA  
HARRIS**

- 5.4 apg (1st SEC, 18th NCAA)
- 2.9 assist-to-turnover ratio (6th in NCAA)
- 1201 ppg ... *career high*
- 5.7 apg vs. SEC (1st)
- 20 double-digit scoring gms

Wilson (2014-15) to post back-to-back 10-rebound games with her 10 boards at #4/5 Maryland (Nov. 10) and at Dayton (Nov. 13).

**First Things First**

The Gamecocks have been locked in from the opening tip this season, out-scoring opponents in the first quarter by an average of 11.8 points (12.5 in SEC games) and never trailing after the game's first 10 minutes. South Carolina averages 22.6 points on 49.2 percent shooting in the first period – the best of any quarter. The third quarter has been the next most productive with a +7.7 scoring margin and 22.4 points per game.

South Carolina's best offensive first quarter was a 35-point outing against Appalachian State (Nov. 17). In SEC play, it was a 31-point effort against Arkansas (Jan. 9).

Defensively, South Carolina has held an opponent to single digits in the first quarter 12 times, including six SEC games and two games against ranked opponents. The Gamecocks held Ole Miss (Jan. 30) scoreless in the first quarter and #5/6 UConn (Feb. 10) to two points.

**Depth Squad**

The power of the Gamecocks this season is in the diversity of ways they can win games. That versatility expands beyond the five starters to the South Carolina bench, which allows for little dropoff regardless of position.

Four of the six non-starters have played in every game in which they have dressed (Amihere missed four games while competing with Team Canada), and all four average at least 5.0 points. As a unit, the bench averages 26.0 points and 19.9 rebounds and shoots 47.2 percent from the field, including 32.9 percent (46-of-140) from 3-point range. By comparison, opposing benches average

15.4 points and 15.1 rebounds on 30.1 percent shooting and just 27.9 percent from 3-point range.

South Carolina's bench has out-scored its counterparts 21 times this season, including 11 times in SEC play and eight games against ranked foes. Six games have seen the bench out-score the opponent's starting lineup, including two SEC games. In the Feb. 17 game against Vanderbilt, the Gamecock bench out-scored the Gamecock starters 48-47, playing just four fewer minutes than the starters.

In four games, a non-starter has led or shared the team lead in scoring.

**Boardroom**

One of the proof points for the commitment to winning by every Gamecock on the roster is the stat that most coaches will say is defined by effort – rebounding.

South Carolina's +12.5 rebounding margin is third in the nation and rises to +14.8 in SEC games. The Gamecocks average an SEC-best 46.6 rebounds to rank second in the country.

Offensive rebounding has been the team's calling card, ranking second in the nation with a 44.2 percent rebounding rate and averaging 16.3 second-chance points. On the other side of the court, the Gamecocks have allowed just 8.3 second-chance points per game.

Aliyah Boston leads the way on the glass with 9.0 rebounds per game to rank third in the SEC. Her 3.8 offensive rebounds per game at fourth in the conference (28th in the country) and have directly led to 4.3 of her 13.2 points per game.

**Paint Ball**

The Gamecocks have long been built around a solid inside game. This season, that means more than just

powerful forwards.

South Carolina has scored 41.5 of its 82.4 points per game in the paint, which equates to 50.3 percent of the offense and 66.9 percent of made field goals. At least half the team's field goals have come from the paint in all but one game this season, including 17 games with at least two-thirds of them coming inside.

The Gamecocks' aggressive guard lineup accounts for 48.0 percent of those paint field goals (20.0 points per game), compared to 52.0 percent of paint field goals from

**NATIONAL RANKINGS**

**Associated Press Poll (Feb. 17)**

1. South Carolina	24-1
2. Baylor	23-1
3. Oregon	24-2
4. Stanford	23-3
5. Louisville	23-3
6. UConn	21-3
7. Maryland	22-4
8. UCLA	21-3
9. Mississippi State	22-4
10. NC State	22-3
11. Arizona	21-4
12. DePaul	24-3
13. Gonzaga	25-2
14. Kentucky	19-5
15. Oregon State	19-6
16. Texas A&M	20-5
17. Florida State	20-5
18. Northwestern	22-3
19. Iowa	21-5
20. South Dakota	24-2
21. Arizona State	18-8
22. Arkansas	20-5
23. Missouri State	21-3
24. Indiana	20-7
25. Princeton	19-1

**WBCA/USA Today Coaches' Poll (Feb. 18)**

1. South Carolina	24-1
2. Baylor	23-1
3. Oregon	24-2
4. Stanford	23-3
5. UConn	21-3
6. Louisville	23-3
7. UCLA	21-3
8. Maryland	22-4
9. Mississippi State	22-4
10. NC State	22-3
11. Arizona	21-4
12. DePaul	24-3
13. Gonzaga	25-2
14. Oregon State	19-6
15. South Dakota	24-2
16. Kentucky	19-5
17. Texas A&M	20-5
18. Missouri State	21-3
19. Florida State	20-5
20. Northwestern	22-3
21. Iowa	21-5
22. Florida Gulf Coast	26-2
23. Princeton	19-1
24. Arizona State	18-8
25. Arkansas	20-5

**2019-20 DOUBLE-DOUBLES**

**Aliyah Boston (10)**

11/5	Alabama State	12 pts/12 rebs/10 blks
11/17	Appalachian State	14 pts/10 rebs
11/21	USC Upstate	18 pts/10 rebs
11/30	vs. #2/2 Baylor	20 pts/13 rebs
1/5	at Alabama	17 pts/12 rebs
1/9	#21/21 Arkansas	19 pts/25 rebs
1/16	at Missouri	10 pts/10 rebs

1/20	#9/9 Mississippi State	21 pts/12 rebs
2/6	at #25/- Arkansas	18 pts/15 rebs
2/10	#5/6 UConn	13 pts/12 rebs
2/17	Vanderbilt	12 pts/14 rebs

**Victoria Saxton (1)**

1/16	at Missouri	10 pts/ 10 rebs
------	-------------	-----------------

**FROM THE WEIGHT ROOM...**

The Gamecocks' athleticism and physicality are both natural and fine-tuned by hours in the weight room under the guidance of sports performance coach Molly Binetti. A few key measurements from the team...

**Wingspan**

Laeticia Amihere	– 6-foot-10
Aliyah Boston	– 6-foot-9.5
Victoria Saxton	– 6-foot-5
Mikiah Herbert Harrigan	– 6-foot-4

**Jumps**

8 of 12 Gamecocks have a standing, two-foot vertical jump over 24 inches with Victoria Saxton leading the way at 28 inches. She can also touch 10-foot-5.

Amihere 410-pound deadlift; Harris 510-pound belt squat

10 of 12 Gamecocks bench press over 135 pounds – BEST: Harris, 175 pounds

**Speed**

The Gamecock guards have serious speed in the open court. Brea Beal, Zia Cooke, Tyasha Harris and Destanni Henderson all registered 3/4-court sprint times between 3.1 and 3.14 seconds

4 Gamecocks have broad jumps greater than eight feet. Saxton again leads the way at 9-foot-1

11 of 12 Gamecocks can bench press 50-pound dumbbells 20 times – BEST: Harris 60-pounds x20

**Strength**

10 of 12 Gamecocks deadlift or squad over 300 pounds – BEST:

11 of 12 Gamecocks can do multiple chin-ups – BEST: Harris/Henderson 10 reps with weight

**Gamecocks in 2019-20 National Polls**

Poll	Pre	11/12	11/19	11/26	12/3	12/10	12/17	12/24	12/31	1/7	1/14	1/21	1/28	2/4	2/11	2/18	2/25	3/4	3/11	3/19
Associated Press	8	6	5	5	6	5	5	4	4	4	1	1	1	1	1	1				
Coaches	10	(no poll)	6	6	7	6	6	5	5	5	2	2	2	2	1	1				

the forwards (21.5 ppg). The guards have matched or outscored the forwards in the paint 11 times this season.

### Block Party

The Gamecocks have been busy in the paint on the defensive end as well, blocking 8.5 shots per game to lead the nation. Tennessee is second at 7.2.

South Carolina opened the season by tying the school record for blocked shots in a game (16 vs. Alabama State, Nov. 5) then broke that record three games later with 17 against Appalachian State (Nov. 17). They have blocked at least 10 shots a total of eight times this season, including four SEC games.

The Gamecocks' top shot blocker, Aliyah Boston, is 12th in the country (2nd in the SEC) with 2.8 blocks per game. She has blocked three or more shots 12 times this season, including five SEC games.

Boston is not alone in her swat status, though, as all 11 active Gamecocks have blocked at least one shot this season. Senior Mikiah Herbert Harrigan joins Boston in the SEC's top 10 as her 1.7 blocks per game come in ninth in the league. In SEC games, two other Gamecocks have surged in the stat with Victoria Saxton blocking 1.6 per league game (7th) and Laetitia Amihere swatting 1.3 per SEC outing (12th).

### Free for All

Yet again, South Carolina is among the country's best at getting to the free throw line, and it is a full team effort.

The Gamecocks are fifth in the nation in free throw attempts (584) and seven in free throws made (405).

No one Gamecock is dominating either category – in fact no Gamecock meets the SEC minimum to be ranked in free throw percentage for the season. Zia Cooke and leads the team in attempts with 91 and in makes with 66.

Five Gamecocks are shooting better than 70.0 percent from the free throw line, led by Tyasha Harris' 89.1

percent (49-of-55), including 24-of-26 (.923) in SEC games.

### Sixth Woman

The high-octane Gamecock offense has been fueled by selflessness. Seven games this season have seen six Gamecocks score in double figures – the most in the Dawn Staley era – including one SEC contest (#13/13 Kentucky, Jan. 2).

At least five Gamecocks have scored in double figures a total of 14 times this season, topping last season's three games of five double-digit scorers. Seven of those 14 games have come during SEC play.

### Career Record Watch

In addition to both reaching the 1,000-point plateau this season, seniors Tyasha Harris and Mikiah Herbert Harrigan are moving quickly up several career charts in their final season with the Garnet and Black.

With the sixth of her seven assists at Georgia (Jan. 26), Harris became the program's all-time career assist record holder. Currently sitting at 660, she joins Cristina Ciocan as the only Gamecocks to record 600 assists and 1,000 points in their careers.

As a regular starter each of the last three seasons, Harris is among the program's top five in games started (3rd, 121) and minutes played (4th, 3991). She moved into the career top 10 in games played (7th, 133) and is one steal away from that top 10 as well.

Herbert Harrigan has 198 career blocks, which is third in program history, 12 behind Alaina Coates (2014-17) in the No. 2 spot (210).

Herbert Harrigan is one of five Gamecocks all-time to post at least 1,000 points and 100 blocks in their careers, and she has a chance to join Coates and A'ja Wilson as the only Gamecocks with 1,000 points and 200 blocks.

## Woman Up!

South Carolina head coach Dawn Staley picked "Woman Up!" as this season's theme to recognize how inspired her team is to work hard toward its goals and how they inspire her, each other and the community at large to pursue something greater.

The theme reminds the team to compete relentlessly, stay disciplined to its goals and lift each other up as they pursue their dreams.

As always, Staley invites fans of the program to do the same in their lives and in their support of the team – commit to your goals, support others and dream big.

To launch the theme, each Gamecock told her Woman Up! story for a video series. Visit [GamecocksOnline.com/WomanUp](http://GamecocksOnline.com/WomanUp) to watch all 13 short videos in the series.

### We're Jammin'

The Gamecocks joined seven other teams in St. Thomas, U.S.V.I., in one of the most stacked Thanksgiving tournaments this season and came out as the Reef Division champs.

South Carolina went 2-1 at the event, highlighted by a smothering defensive effort that held then-#2/2 Baylor to its lowest scoring mark since the end of the 2015-16 season and secured a 15-point victory.

Freshman Aliyah Boston, playing in her hometown, was named MVP of the division, averaging 15.0 points and 7.7 rebounds in just 22.3 minutes per game at the event. Senior Mikiah Herbert Harrigan, another island product (Anguilla), made the All-Tournament team after leading the Gamecocks with 15.3 points per game and averaging 6.7 rebounds. Senior Tyasha Harris joined the duo in averaging double-figure points at the tournament with her 10.7 that went with 5.0 assists per game.

## GAMES LED TEAM IN...

Scoring	2019-20	Career	Record
Zia Cooke	10	10	10-0
M. Herbert Harrigan	7	16	12-4
Aliyah Boston	7	7	7-0
Tyasha Harris	5	11	8-3
LeLe Grissett	3	3	3-0
Destanni Henderson	1	4	3-1
Laetitia Amihere	1	1	1-0
Brea Beal	1	1	1-0
Victoria Saxton	0	1	1-0

Rebounding	2019-20	Career	Record
Aliyah Boston	19	19	19-0
M. Herbert Harrigan	4	13	10-3
Brea Beal	3	3	3-0
Victoria Saxton	1	3	3-0
Laetitia Amihere	1	1	1-0
Destanni Henderson	1	1	1-0
LeLe Grissett	0	9	6-3
Tyasha Harris	0	2	2-0

Assists	2019-20	Career	Record
Tyasha Harris	24	97	82-15
Destanni Henderson	6	7	8-0
Brea Beal	2	2	2-0
Zia Cooke	2	2	2-0
Laetitia Amihere	1	1	1-0
LeLe Grissett	1	1	1-0
M. Herbert Harrigan	0	1	1-0

*(Tied for team lead in each category included)*

## MISCELLANEOUS STATS

Triple-Doubles	2019-20	Career	Record
Aliyah Boston	1	1	1-0

Double-Doubles	2019-20	Career	Record
Aliyah Boston	11	11	11-0
Victoria Saxton	1	1	1-0
Tyasha Harris	0	9	8-1
M. Herbert Harrigan	0	3	2-1
LeLe Grissett	0	1	0-1

20+ Points	2019-20	Career	Record
Zia Cooke	4	4	4-0
Tyasha Harris	3	9	6-3
M. Herbert Harrigan	3	6	5-1
Aliyah Boston	2	2	2-0
LeLe Grissett	0	1	1-0

10+ Points	2019-20	Career	Record
Aliyah Boston	25	25	24-1
M. Herbert Harrigan	22	55	46-9
Tyasha Harris	21	67	58-9
Zia Cooke	20	20	19-1
Destanni Henderson	9	17	16-1
LeLe Grissett	7	12	10-2
Victoria Saxton	5	7	7-0
Brea Beal	5	5	5-0
Laetitia Amihere	4	4	4-0
Olivia Thompson	1	1	1-0
Elysa Wesolek	0	1	1-0

10+ Rebounds	2019-20	Career	Record
Aliyah Boston	11	11	11-0
Brea Beal	4	4	4-0
Victoria Saxton	1	1	1-0
M. Herbert Harrigan	0	5	4-1
LeLe Grissett	0	1	0-1

5+ Assists	2019-20	Career	Record
Tyasha Harris	28	73	65-8
Destanni Henderson	5	6	6-0

5+ Steals	2019-20	Career	Record
Destanni Henderson	1	1	1-0
Tyasha Harris	0	3	3-0

5+ Blocks	2019-20	Career	Record
Aliyah Boston	6	6	6-0
M. Herbert Harrigan	0	2	2-0
Victoria Saxton	0	1	1-0

**U-S-A, U-S-A**

Since the arrival of Staley in the 2008-09 season, South Carolina has solidified its relationship with USA Basketball. At least one Gamecock has donned the red, white and blue in each of the last six summers, and the group of nine Gamecocks, including four on the current roster, has helped 13 U.S. teams to gold medals, three more to silver and another to bronze.

The participation streak is guaranteed to continue through 2020 as Staley was named Senior National Team Head Coach through the Tokyo Olympics. The Gamecocks' head coach led the U.S. to gold in the 2018 FIBA World Cup and earned her second USA Basketball National Coach of the Year award for the effort.

Senior Tyasha Harris is responsible for one of those gold medals (2016 FIBA U18 Americas Cup) as well as

two silvers (2019 Pan Am Games, 2017 FIBA U19 World Cup). The point guard also trained with Staley's National Team when it was in Columbia for training camp prior to the 2018 FIBA World Cup.

Aliyah Boston and Zia Cooke were part of two gold-medal winning teams – 2018 FIBA U17 World Cup, 2017 FIBA U16 Americas Cup. Boston also picked up gold in the 2018 Youth Olympics 3x3 and the 2019 FIBA U19 World Cup.

**Great Gamecock Fans**

After winning the title for the last five seasons, South Carolina continues to lead the nation in average attendance this season with 11,805 and is the only program drawing 11,000+ fans per game.

This season's 13 home games have all had at least 10,000 in attendance, including the sold-out 18,000 at the Feb. 10 game against UConn leading the country this season. The Gamecocks own four of the 12 games of 12,000+ fans across the nation so far this season (tied with Oregon for most in the country), and they have drawn at least 10,000 fans in 81 straight regular-season home games.

South Carolina's last regular-season game with fewer than 10,000 in attendance was on Dec. 14, 2014, when 9,605 were on-hand to see the Gamecocks defeat

Savannah State. The last game at Colonial Life Arena with an attendance below 10,000 was in the 2017 NCAA Tournament when the Gamecocks' second-round game against Arizona State drew 8,276, making the overall streak of 10,000 or more fans 46 games.

**One More Ty-me**

Senior Tyasha Harris remains on the watch lists of all four national player of the year awards as well as the Dawn Staley and Nancy Lieberman Awards. Routinely among the nation's best in assist average and assist-to-turnover ratio, she ranks fourth among active Div. I players in career assists (660) and 15th in assist-to-turnover ratio (2.46). Only seven active Div. I players have logged more career games than Harris (133).

This season, the 5-foot-10 guard leads the SEC with 5.4 assists per game (18th in the nation) and is scoring a career-best 12.0 points per outing, hitting double figures 21 times. In SEC play, her scoring falls slightly to 11.7 points per game while her assist average rises to 5.7. Her 2.9 assist-to-turnover ratio for the season is sixth in the nation.

For the second-straight season, Harris has her hands on at least 25.0 percent of the Gamecocks' offense between her assists and points. This season, her assists have led to 12.5 points per game. Combined with her

**2019-20 AWARDS**

**Aliyah Boston**

- Wooden Award Last Season Top 20
- Naismith Trophy Midseason Team
- Naismith Defensive POY Midseason Team
- Lisa Leslie Award Top 10
- USBWA Ann Meyers Drysdale Award Watch List
- 2x USBWA Freshman of the Week
- 5x SEC Freshman of the Week
- Paradise Jam, Reef Division MVP

**Zia Cooke**

- Dawn Staley Award Midseason Watch List

**Tyasha Harris**

- Wooden Award Last Season Top 20
- Naismith Trophy Midseason Team
- Wade Midseason Watch List
- Nancy Lieberman Award Top 10 Watch List
- Dawn Staley Award Midseason Watch List
- USBWA Ann Meyers Drysdale Award Watch List
- Preseason All-SEC First Team (Coaches, Media)
- 2x SEC Player of the Week
- espnW Player of the Week (1/27)

**Mikiah Herbert Harrigan**

- Preseason All-SEC Second Team (Coaches, Media)
- Paradise Jam, Reef Division All-Tournament

**Dawn Staley**

- Naismith Coach of the Year Late Season List

**IN THE STALEY ERA**

**Wins**

30-Win Seasons.....	3
25-Win Seasons (including 2019-20).....	8
20-Win Seasons (including 2019-20).....	9
Winning Seasons.....	10

**National Rankings**

Weeks in the AP Top 25.....	152
Weeks in the AP Top 10.....	107
Weeks in the AP Top 5.....	76
Weeks at AP No. 1.....	18

**Postseason**

NCAA Tournament Appearances.....	8
NCAA Sweet 16s.....	7
NCAA Final Fours.....	2
National Championships.....	1

**In the SEC**

Regular-Season Championships.....	4
Tournament Championships.....	4

**TEAM SPECIALTY STATS**

		South Carolina-Opponent			
		Pts. in Paint	Pts. Off TOs	2nd Chance Pts	Fast Break Pts
11/5	Ala St.	50-24	30-10	23-10	25-8
11/10	at Md.	26-30	9-12	7-7	19-15
11/13	at Day.	36-6	13-9	12-15	14-5
11/17	App St.	54-24	35-10	14-6	14-4
11/21	SC-Up.	62-6	29-7	23-0	33-4
11/24	at Clem.	44-20	23-4	10-10	26-0
11/28	vs. Ind.	34-34	8-18	15-7	9-0
11/29	vs. WSU	40-22	23-11	13-2	16-15
11/30	vs. Bay.	44-40	10-17	12-13	4-8
12/7	at Tem.	28-26	22-8	22-16	18-5
12/15	Pur.	50-14	26-14	15-7	24-10
12/19	Duke	46-18	41-7	17-8	18-9
12/22	S. Dak.	32-34	22-20	27-8	10-2
1/2	Ky.	60-24	24-18	25-7	12-7
1/5	at Ala.	38-32	19-20	19-11	28-6
1/9	Ark.	42-20	2-12	29-11	13-24
1/12	at Vandy	48-34	28-10	11-11	21-9
1/16	at Mizz.	30-22	15-13	18-5	6-4
1/20	Miss. St.	48-54	11-7	13-18	22-6
1/26	at Ga.	50-22	21-18	9-5	20-9
1/30	at Miss.	40-14	25-6	17-2	15-0
2/2	Tenn.	30-20	28-6	9-10	18-4
2/6	at Ark.	50-28	14-15	24-9	7-11
2/10	UConn	18-24	11-6	9-6	13-7
2/13	Aub.	32-26	22-18	15-15	20-5
2/17	Vandy.	56-36	15-7	22-6	24-10
2/20	LSU	32-20	17-18	6-0	12-4
2/23	at Ky.				
2/27	at Fla.				
3/1	TAM				
Season Avg.		41.5-25.0	20.2-11.9	16.3-8.3	16.7-6.6
SEC Avg.		42.8-27.1	18.8-12.0	17.1-8.5	16.8-7.6

**STARTERS VS. BENCH**

		SC Starters	Opp. Starters	SC Bench	Opp. Bench
11/5	Ala. St.	53	31	50	12
11/10	at Md.	53	42	10	12
11/13	at Day.	53	23	22	26
11/17	App St.	63	36	29	14
11/21	SC-Up.	63	12	49	20
11/24	at Clem.	59	20	25	28
11/28	vs. Ind.	47	58	10	13
11/29	vs. WSU	52	38	16	15
11/30	vs. Bay.	60	48	14	11
12/7	at Tem.	59	57	19	14
12/15	Pur.	55	39	30	10
12/19	Duke	53	29	36	17
12/22	S. Dak.	43	60	30	0
1/2	Ky.	62	42	37	30
1/5	at Ala.	63	52	30	26
1/9	Ark.	70	65	21	17
1/12	at Vandy	59	39	34	18
1/16	at Mizz.	52	28	26	17
1/20	Miss. St.	75	43	6	36
1/26	at Ga.	54	38	34	15
1/30	at Miss.	39	24	48	8
2/2	Tenn.	48	37	21	11
2/6	at Ark.	71	46	15	19
2/10	UConn	62	50	8	2
2/13	Aub.	57	41	22	12
2/17	Vandy.	47	34	48	10
2/20	LSU	50	44	13	4
2/23	at Ky.				
2/27	at Fla.				
3/1	TAM				
Season Avg.		56.4	39.9	26.0	15.4
SEC Avg.		57.5	41.0	27.3	17.2

**2019-20 SCORING DIFFERENTIALS**

**All Games**

<b>Largest lead in a win.....</b>	by 80 (112-32), 4th-0:31, USC Upstate, 11/21
<b>Largest deficit overcome to win.....</b>	by 9 (62-71), 4th-7:59, Mississippi State, 1/20
<b>Largest lead given up in a loss.....</b>	by 5 (5-0), 1st-9:05, vs. Indiana, 11/28
<b>Largest deficit in a loss.....</b>	by 14 (71-57), 4th-0:02, vs. Indiana, 11/28

scoring average, she touches 24.6 of the Gamecocks' 82.4 points per game (29.8 percent) – a percentage that rises to 35.1 against ranked opponents.

Since the start of her sophomore season (her first full season in the starting lineup), Harris has handed out 5.7 assists per game with a 2.7 assist-to-turnover ratio. In that time, she has also averaged 11.0 points per game.

Harris is the SEC's active leader in career assists (660), tied for first in steals (212) and fifth in points (1269).

## H2-O (And D)

Senior forward Mikiah Herbert Harrigan has long been a shot-blocking menace to opponents, and she unleashed a lethal offensive game last season that continues to grow in her final college season.

Herbert Harrigan is second on the team in scoring (12.6 ppg) and rebounding (5.6) – both career-high numbers. She is 21st in the SEC in scoring, netting double figures 22 times in 27 games, including 10 of 13 SEC outings, shooting 51.0 percent from the field.

Defensively, Herbert Harrigan hasn't lost a step, blocking 1.7 shots per game to rank ninth in the SEC.

Third in program history in career blocked shots (198), she is second among active SEC players in that category and ranks sixth in rebounds (561) and 10th in points (1099).

## LG – LeLe the Guard

After splitting time between guard and forward her first two seasons, junior LeLe Grissett and head coach Dawn Staley have settled her into the "3" spot in the lineup. As another "big" guard, she is able to apply her typical forward skills – offensive efficiency and rebounding – while capitalizing on her length and mobility defending on the perimeter.

The 6-foot-2 Grissett's 3.8 rebounds per game have come primarily on the offensive glass where her 2.1 offensive rebounding average is second on the team. After back-to-back double-digit scoring games against Auburn (Feb. 13) and Vanderbilt (Feb. 17), she averages 6.0 points overall and is shooting 61.6 percent from the field.

## Henny-thing Goes

Sophomore guard Destanni Henderson is a dynamic athlete whose versatile offensive game makes her a weapon at any spot on the floor. The SEC All-Freshman Team selection has seen her minutes explode to 23.6 per game (from 15.6 last season) and has embraced her role off the bench as the leader of the "second squad."

With nine games of double-figure points and 13 games of three or more assists, Henderson continues to develop her command of the team from the point guard spot.

On the season, Henderson averages 2.7 assists 8.3 points. In SEC play, she is 14th in the conference with 3.4 assists per game with a 2.2 assist-to-turnover ratio (5th).

## Saxton SZN

Coming off an SEC All-Freshman season, sophomore forward Victoria Saxton has added great experience to her constant energy and explosive leaping.

The 6-foot-2 Saxton got her sophomore season rolling in week two, scoring in double figures in three straight games (13 at Dayton, Nov. 13; 10 vs. Appalachian State, Nov. 17; 14 vs. USC Upstate, Nov. 21) on 71.4 percent shooting (15-of-21). Her defense was sharp in the stretch as well, blocking eight shots over the three-game stretch.

In SEC, Saxton has added 5.5 points, 4.2 rebounds and 1.6 blocks per game, which ranks seventh in the league. She is second on the team with 2.0 offensive rebounds per league game, and posted her first career double-double in a 10-point, 10-rebound outing in just 18 minutes at Missouri (Jan. 16).

## LA Style

Redshirt-freshman forward Laeticia Amihere was the No. 10 recruit in the 2019 class, though she arrived on campus earlier than the other four freshmen after a season-ending injury in 2018-19. Her length and agility are a problem for opponents, especially as she reclaims the bounce that led her to becoming the first Canadian woman to dunk in a game.

After rediscovering her feel for the game early this season, Amihere burst into the SEC campaign with a 14 points against #13/13 Kentucky (Jan. 2) on 6-of-8 shooting and most recently poured in 16 second-half points at Ole Miss (Jan. 30). In 11 league games, she has added 6.5 points and 3.7 rebounds per game.

The 6-foot-3 forward is also part of the Canadian National Team pool, which has caused her to miss four games this season as she works to earn a spot on that team. She played in two of the three games at the FIBA Olympic Qualifying Tournament in Belgium (Feb. 7-9), helping Canada punch its ticket to the 2020 Tokyo Olympics.

## Life Is But a Brea-ze

Freshman guard Brea Beal was the No. 11 player in the 2019 class, and her upside is even higher than that thanks to the intangibles she brings on both ends of the floor. She has the ability to play and create mismatches at positions 1-4 on the court and often draws the toughest defensive assignment in each game – competitively tracking how she limits that person's production each game.

Beal has scored in double figures five times and has four double-digit rebound games, including two SEC games. She is currently third on the team in rebounding (5.4).

## From A to B

The No. 3 player in the 2019 class, freshman forward Aliyah Boston brings a dominant physical presence back to the Gamecock frontcourt as the 6-foot-5 Virgin

## AROUND THE SEC

(through games of 2/20)



	SEC Games			Overall		
	W	L	Pct.	W	L	Pct.
South Carolina	13	0	1.000	26	1	.963
Mississippi State	11	2	.846	23	4	.852
Arkansas	9	4	.692	21	5	.808
Kentucky	9	4	.692	20	5	.800
Texas A&M	9	4	.692	21	5	.808
LSU	8	5	.615	18	7	.720
Tennessee	7	6	.538	17	9	.654
Georgia	5	8	.385	14	12	.538
Alabama	5	8	.385	15	11	.577
Florida	5	8	.385	14	12	.538
Missouri	4	9	.308	7	19	.269
Auburn	3	10	.231	9	15	.375
Vanderbilt	3	10	.231	13	13	.500
Ole Miss	0	12	.000	7	19	.269

## Today's Games

Vanderbilt at Tennessee, 12 p.m. (ESPN2)  
Alabama at #9/9 Mississippi State, 2 p.m. (SECN)  
Georgia at LSU, 3 p.m. (SECN+)  
Auburn at #16/17 Texas A&M, 4 p.m. (ESPN2)  
#22/25 Arkansas at Florida, 4 p.m. (SECN)  
Ole Miss at Missouri, 6 p.m. (SECN)

Rankings are listed as AP/Coaches • All Times Eastern; TV Network in ()

Islands native thrives on contact. The basketball world has taken notice of Boston as she is on the Lisa Leslie Award Watch List, the Wooden Award Late Season Top 20, the Naismith Midseason Team and the Naismith Defensive Player of the Year Midseason Team.

Scoring in double figures in all but two games, Boston has posted 11 double-doubles, including six in SEC games – both numbers that are new program freshman records. She is 12th in the country with 2.8 blocks per game, seventh in field goal percentage (.629) and 28th in offensive rebounds per game (3.8).

In the biggest games of her career, Boston has remained undaunted. In 10 games against ranked opponents, she averages a double-double (14.6 ppg, 10.6 rpg) to lead the team in both categories.

## Charismatic Cooke

Freshman guard Zia Cooke was the No. 4 entry in the 2019 class and spent her final high school season putting together highlight reels that made her a finalist for Naismith High School Player of the Year and wowed fans on social media. Under Staley, she is dialing in her point guard leadership, meshing it with her scorer's mentality and overall becoming a threat on both sides of the ball.

Her offensive game is as dynamic and athletic as advertised, and she averages 12.4 points, including 38.9 percent (37-of-95) from 3-point range. She has scored in double figures 20 times this season, including four 20-point games (three in SEC action) and nine of the team's 10 games against ranked opponents. Her 13.3 points per game against ranked opponents is second on the team.

Cooke burst into 2020 as the Gamecocks' top scorer in SEC play with her 14.2 points per league game ranking 13th in the conference. She is eighth with 1.8 made 3s per game against league foes.

## 2019-20 Roster

No.	Name	Pos.	Ht.	Yr.	Hometown/Last School
0	Olivia Thompson	G	5-8	Fr.	Lexington, S.C./Lexington
1	Zia Cooke	G	5-9	Fr.	Toledo, Ohio/Rogers
3	Destanni Henderson	G	5-7	So.	Fort Myers, Fla./Fort Myers
4	Aliyah Boston	F	6-5	Fr.	St. Thomas, U.S.V.I./Worcester (Mass.) Acad.
5	Victoria Saxton	F	6-2	So.	Rome, Ga./Model
11	Destiny Littleton#	G	5-9	Jr.	San Diego, Calif./Texas
12	Breanna Beal	G	6-1	Fr.	Rock Island, Ill./Rock Island
15	Laeticia Amihere	F	6-3	R-Fr.	Mississauga, Ontario/Kings Way Christian
21	Mikiah Herbert Harrigan	F	6-2	Sr.	Pembroke Pines, Fla./Flanagan
24	LeLe Grissett	G/F	6-2	Jr.	Durham, N.C./Hillside
32	Elysa Wesolek	F	6-1	So.	Charleston, S.C./Northwood Academy
52	Tyasha Harris	G	5-10	Sr.	Noblesville, Ind./Heritage Christian

Head Coach: Dawn Staley

Assoc. Head Coach: Lisa Boyer; Assistant Coaches: Fred Chmiel, Jolette Law

# indicates will sit out 2019-20 due to NCAA transfer rules



## South Carolina's Record When...

	vs. Ranked	SEC	All		vs. Ranked	SEC	All
Record.....	9-1	13-0	26-1	Assist at least half of field goals made.....	5-0	9-0	16-0
Playing a ranked opponent.....	5-0		9-1	Assist on at least 2/3 of field goals made.....			1-0
Playing at home.....	6-0	7-0	14-0	Assist on less than half of field goals made.....	4-1	4-0	10-1
Playing on the road.....	2-0	6-0	10-0	Scoring more pts. in paint than opponent.....	5-0	12-0	22-0
Playing at neutral site.....	1-1		2-1	Scoring equal/fewer pts. in paint than opp.....	4-1	1-0	4-1
Leading at half.....	9-0	13-0	26-0	Scoring more pts. off TOs than opponent.....	6-0	9-0	20-0
Trailing at half.....	0-1		0-1	Scoring equal/fewer pts. off TOs than opp.....	5-1	4-0	6-1
Tied at half.....			0-0	Scoring more 2nd-chance pts.....	5-0	9-0	19-1
Playing an overtime game.....			0-0	Scoring equal/fewer 2nd-chance pts.....	4-1	4-0	7-0
0 players score in double figures.....			0-0	Scoring more fast break pts.....	6-1	11-0	22-1
1 player scores in double figures.....			0-0	Scoring equal/fewer fast break pts.....	3-0	2-0	4-0
2 players score in double figures.....	1-0		2-0	Wearing white uniforms.....	6-1	7-0	14-1
3 players score in double figures.....	4-1	3-0	5-1	Wearing black uniforms.....	2-0	3-0	9-0
4 players score in double figures.....	3-0	3-0	5-0	Wearing garnet uniforms.....	1-0	3-0	3-0
5 players score in double figures.....		6-0	7-0	Playing in November.....	2-1		8-1
More than 5 players in double figures.....	1-0	1-0	7-0	Playing in December.....	1-0		4-0
Starters out-score opponent's starters.....	8-0	13-0	25-0	Playing in January.....	3-0	8-0	8-0
Opponent's starters score equal/more.....	1-1		1-1	Playing in February.....	3-0	5-0	6-0
Bench out-scores opponent's bench.....	6-0	11-0	21-0	Playing in March.....			0-0
Opponent's bench scores equal/more.....	3-1	2-0	5-1	Playing during the day.....	3-0	2-0	8-0
Shooting 50% or better.....	2-0	5-0	8-0	Playing at night.....	6-1	11-0	18-1
Shooting between 40-49%.....	5-0	6-0	14-0	Playing on Sunday.....	3-0	4-0	9-0
Shooting between 30-39%.....	2-1	2-0	4-1	Playing on Monday.....	2-0	2-0	3-0
Shooting less than 30%.....			0-0	Playing on Tuesday.....			1-0
Opponent shoots 50% or better.....	0-1		0-1	Playing on Wednesday.....			1-0
Opponent shoots between 40-49%.....	2-0	2-0	4-0	Playing on Thursday.....	3-1	7-0	9-1
Opponent shoots between 30-39%.....	7-0	8-0	13-0	Playing on Friday.....			1-0
Opponent shoots between 20-29%.....		3-0	8-0	Playing on Saturday.....	1-0		2-0
Opponent shoots less than 20%.....			1-0	Margin is less than 5 pts.....	1-0	1-0	1-0
Shooting better than opponent.....	7-0	12-0	23-0	Margin is between 5-9.....	2-0	1-0	3-0
Shooting worse than/equal to opponent.....	2-1	1-0	3-1	Margin is between 10-19.....	3-1	2-0	6-1
Having more FTs made than opponent.....	7-0	12-0	22-0	Margin is between 20-29.....	3-0	4-0	5-0
Having equal/fewer FTs made than opponent.....	2-1	1-0	4-1	Margin is between 30-39.....		3-0	5-0
Out-rebounding opponent.....	8-1	13-0	23-1	Margin is between 40-49.....			2-0
Having equal/fewer rebounds than opponent.....	1-0		3-0	Margin is 50 pts. or more.....		2-0	4-0
Having fewer TOs than opponent.....	3-0	8-0	17-0	Having a 20-pt. scorer.....	5-0	5-0	10-0
Having equal or more TOs than opponent.....	6-1	5-0	9-1	Having a 30-pt. scorer.....			0-0
Attempting more FT than 3FG.....	6-0	9-0	19-0	Scoring 49 points or less.....			0-0
Attempting equal/fewer FT than 3FG.....	3-1	4-0	7-1	Scoring 50-59 points.....	0-1		0-1
Making 5 or more 3FGs.....	4-0	9-0	17-0	Scoring 60-69 points.....	2-0	2-0	4-0
Making fewer than 5 3FGs.....	5-1	4-0	9-1	Scoring 70-79 points.....	3-0	2-0	7-0
Making no 3 FGs.....			0-0	Scoring 80-89 points.....	2-0	4-0	7-0
Attempting 15 or more 3FGs.....	4-1	9-0	16-1	Scoring 90-99 points.....	2-0	5-0	6-0
Attempting fewer than 15 3FGs.....	5-0	4-0	10-0	Scoring 100 points or more.....			2-0
No South Carolina players foul out.....	9-0	12-0	23-0	Opponent scores 49 points or less.....	1-0	5-0	11-0
One or more SC players foul out.....	0-1	1-0	1-1	Opponent scores 50-59 points.....	3-0	3-0	8-0
No opposing players foul out.....	5-1	8-0	16-1	Opponent scores 60-69 points.....	2-0	1-0	2-0
One or more opposing players foul out.....	4-0	5-0	10-0	Opponent scores 70-79 points.....	2-1	3-0	4-1
				Opponent scores 80-89 points.....	1-0	1-0	1-0
				Opponent scores 90-99 points.....			0-0
				Opponent scores 100 points or more.....			0-0

## 2019-20 Team High/Low -- All Games

South Carolina Highs	South Carolina Lows	Category	Opponent Lows	Opponent Highs
112 vs. USC Upstate, 11/21	57 vs. Indiana, 11/28	Points in Game	32, at Ole Miss, 1/30 32, USC Upstate, 11/21	82, Arkansas, 1/9
64 USC Upstate, 1st, 11/21	26 vs. Indiana, 2nd, 11/28	Points in a Half	2, at Ole Miss, 1st, 1/30	52, Arkansas, 2nd, 1/9
36 at Vanderbilt, 3rd, 1/12	6 vs. Indiana, 4th, 11/28	Points in a Quarter	0, at Ole Miss, 1st, 1/30	29, Mississippi State, 2nd, 1/20 29, Arkansas, 4th, 1/9
36 vs. Alabama St., 3rd, 11/5		Field Goals Made	10, USC Upstate, 11/21	30, Arkansas, 1/9
43 vs. USC Upstate, 11/21	19 at Maryland, 11/10	Field Goal Attempts	50, at Ole Miss, 1/30	79, Arkansas, 1/9
79 vs. Arkansas, 1/9	45 vs. LSU, 2/20	FG Percentage	.159 (10-63), USC Upstate, 11/21	.500 (26-52), vs. Indiana, 11/28
.610 (36-59) vs. Kentucky, 1/2	.317 (19-60) at Maryland, 11/10	3-Point FG Made	0, Vanderbilt, 2/17 0, at Ole Miss, 1/30	12, Arkansas, 1/9
12 vs. USC Upstate, 11/21	1 vs. Kentucky, 1/2 1 at Maryland, 11/10	3-Point FG Attempts	2, Vanderbilt, 2/17	30, Arkansas, 1/9
23 at Clemson, 11/24	3 at Georgia, 1/26	3-Point FG Percentage	.000 (0-2), Vanderbilt, 2/17 .000 (0-10), at Ole Miss, 1/30	.500 (7-14), Auburn, 2/13 .500 (8-16), at Alabama, 1/5 .500 (6-12), vs. Wash. St., 11/29
23 vs. USC Upstate, 11/21		Free Throws Made	2, Auburn, 2/13	20, at Alabama, 1/5
.552 (14-21) vs. USC Upstate, 11/21	.105 (2-19) vs. Indiana, 11/28	Free Throw Attempts	4, Auburn, 2/13	29, at Alabama, 1/5
26 vs. Kentucky, 1/2	4 vs. UConn, 2/10	FT Percentage	.417 (5-12), S. Dakota, 12/22	1.000 (6-6), at Ole Miss, 1/30
33 vs. Kentucky, 1/2	8 vs. UConn, 2/10	Rebounds	20, Kentucky, 1/2	50, at Temple, 12/7
.867 (13-15), at Arkansas, 2/6	.400 (8-20) vs. Wash. St., 11/29	Assists	4, Alabama State, 11/5	15, at Temple, 12/7
63 vs. Arkansas, 1/9	34 vs. LSU, 2/20	Steals	1, Tennessee, 2/2	11, Duke, 12/19
28 vs. USC Upstate, 11/21	6 vs. South Dakota, 12/22	Blocked Shots	0, at Alabama, 1/5 0, vs. Baylor, 11/30	11, Purdue, 12/15
18 vs. USC Upstate, 11/21	4 at Arkansas, 2/6 4 at Mizzou, 1/16 4 vs. Arkansas, 1/9 4 at Maryland, 11/10	Turnovers	6, Arkansas, 1/9	30, Duke, 12/19
17 vs. App State, 11/17	3 vs. Kentucky, 1/2 3 vs. Wash. State, 11/29 3 vs. Indiana, 11/28	Fouls	11, UConn, 2/10	26, Duke, 12/19 26, Alabama State, 11/5
22 vs. South Dakota, 12/22	6 vs. Tennessee, 2/2			
23 vs. Indiana, 11/28	4 vs. UConn, 2/10			

## 2019-20 Team High/Low -- SEC Games

South Carolina Highs	South Carolina Lows	Category	Opponent Lows	Opponent Highs
99 vs. Kentucky, 1/2	63 vs. LSU, 2/20	Points in Game	32, at Ole Miss, 1/30	82, Arkansas, 1/9
55 at Vanderbilt, 2nd, 1/12	31 vs. LSU, 2/20 31 vs. Tennessee, 2/2	Points in a Half	2, at Ole Miss, 1st, 1/30	52, Arkansas, 2nd, 1/9
36 at Vanderbilt, 3rd, 1/12	9 vs. LSU, 2/20	Points in a Quarter	0, at Ole Miss, 1st, 1/30	29, Mississippi State, 2nd, 1/20 29, Arkansas, 4th, 1/9
36 vs. Vanderbilt, 2/17	22 vs. LSU, 2/20	Field Goals Made	13, at Ole Miss, 1/30	33, Mississippi State, 1/20
36 vs. Kentucky, 1/2		Field Goal Attempts	50, at Ole Miss, 1/30	79, Arkansas, 1/9
79 vs. Arkansas, 1/9	45 vs. LSU, 2/20	FG Percentage	.260 (13-50), at Ole Miss, 1/30	.493 (33-67), Miss. State, 1/20
.610 (36-59) vs. Kentucky, 1/2	.377 (26-69) vs. Tennessee, 2/2	3-Point FG Made	0, Vanderbilt, 2/17 0, at Ole Miss, 1/30	12, Arkansas, 1/9
10 vs. Auburn, 2/13	1 vs. Kentucky, 1/2	3-Point FG Attempts	2, Vanderbilt, 2/17	30, Arkansas, 1/9
22 vs. Tennessee, 2/2	3 at Georgia, 1/26	3-Point FG Percentage	.000 (0-2), Vanderbilt, 2/17 .000 (0-10), at Ole Miss, 1/30	.500 (7-14), Auburn, 2/13 .500 (8-16), at Alabama, 1/5
.526 (10-19) vs. Auburn, 2/13	.167 (1-6) vs. Kentucky, 1/2	Free Throws Made	2, Auburn, 2/13	20, at Alabama, 1/5
26 vs. Kentucky, 1/2	11 vs. Auburn, 2/13 11 vs. Tennessee, 2/2	Free Throw Attempts	4, Auburn, 2/13	29, at Alabama, 1/5
33 vs. Kentucky, 1/2	15 at Arkansas, 2/6	FT Percentage	.500 (2-4), Auburn, 2/13	1.000 (6-6), at Ole Miss, 1/30
.867 (13-15), at Arkansas, 2/6	.630 (17-27) at Mizzou, 1/16	Rebounds	20, Kentucky, 1/2	40, at Vanderbilt, 1/12
63 vs. Arkansas, 1/9	34 vs. LSU, 2/20	Assists	5, Mississippi State, 1/20 5, at Mizzou, 1/16	13, Arkansas, 1/9 13, at Alabama, 1/5
19 vs. Vanderbilt, 2/17	11 vs. Mississippi State, 1/20	Steals	1, Tennessee, 2/2	9, Mississippi State, 1/20 9, Kentucky, 1/2
19 at Georgia, 1/26		Blocked Shots	0, at Alabama, 1/5	10, Tennessee, 2/2
19 vs. Kentucky, 1/2	4 at Arkansas, 2/6 4 at Mizzou, 1/16 4 vs. Arkansas, 1/9	Turnovers	6, Arkansas, 1/9	21, Tennessee, 2/2
12 at Alabama, 1/5		Fouls	12, Arkansas, 1/9	24, Kentucky, 1/2
13 vs. Vanderbilt, 2/17	3 vs. Kentucky, 1/2			
18 at Mizzou, 1/16	6 vs. Tennessee, 2/2			
22 at Alabama, 1/5	6 vs. Auburn, 2/13			

## 2019-20 Individual Superlatives -- All Games

Category	South Carolina	Opponent
<b>Points in Game</b>	27 by Zia Cooke at Dayton, 11/13	28 by Rhyne Howard, Kentucky, 1/2
<b>Points in a Half</b>	16 by Laeticia Amihere at Ole Miss, 2nd, 1/30 16 by Aliyah Boston vs. USC Upstate, 1st, 11/21	20 by Alexis Tolefree, Arkansas, 2nd, 1/9
<b>Points in a Quarter</b>	12 by Laeticia Amihere at Ole Miss, 4th, 1/30 12 by Zia Cooke at Vanderbilt, 3rd, 1/12 12 by Tyasha Harris at Temple, 4th, 12/7	14 by Alexis Tolefree, Arkansas, 4th, 1/9
<b>Field Goals Made</b>	10 by Aliyah Boston vs. Mississippi State, 1/20 10 by M. Herbert Harrigan vs. App State, 11/17	9, five times, most recent by Crystal Dangerfield, UConn, 2/10
<b>Field Goal Attempts</b>	23 by Zia Cooke vs. Arkansas, 1/9	22 by Marissa Mackins, at Temple, 12/7 22 by NaLyssa Smith, vs. Baylor, 11/30
<b>FG Percentage</b>	1.000 (6-6) by Aliyah Boston vs. App State, 11/17	.625 (5-8) by Ali Patberg, vs. Indiana, 11/28 .625 (5-8) by Brenna Wise, vs. Indiana, 11/28
<b>3-Point FG Made</b>	5 by Destanni Henderson vs. USC Upstate, 11/21 5 by Zia Cooke at Dayton, 11/13	5 by Alexis Tolefree, Arkansas, 1/9 5 by Marissa Mackins, at Temple, 12/7
<b>3-Point FG Attempts</b>	9 by Zia Cooke vs. Arkansas, 1/9	12 by Michaela Gibbons, USC Upstate, 11/21
<b>3-Point FG Percentage</b>	.833 (5-6) by Destanni Henderson vs. USC Upstate, 11/21 .833 (5-6) by Zia Cooke at Dayton, 11/13	.800 (4-5) by Chanelle Molina, vs. Wash. State, 11/29 .800 (4-5) by Brenna Wise, vs. Indiana, 11/28
<b>Free Throws Made</b>	8 by Brea Beal at Maryland, 11/10	8 by Rhyne Howard, Kentucky, 1/2
<b>Free Throw Attempts</b>	12 by Brea Beal at Maryland, 11/10	11 by Jordan Lewis, at Alabama, 1/5 11 by Rhyne Howard, Kentucky, 1/2
<b>FT Percentage</b>	1.000 (6-6) by Tyasha Harris at Temple, 12/7 1.000 (6-6) by Zia Cooke at Maryland, 11/10 1.000 (6-6) by Tyasha Harris at Maryland, 11/10 1.000 (6-6) by M. Herbert Harrigan vs. Alabama St., 11/5	1.000 (6-6) by De'Sha Benjamin, at Alabama, 1/5 1.000 (6-6) by Shania Meertens, at Clemson, 11/24
<b>Rebounds</b>	25 by Aliyah Boston vs. Arkansas, 1/9	13 by Mia Davis, at Temple, 12/7
<b>Assists</b>	11 by Tyasha Harris vs. UConn, 2/10	9 by Gabby Connally, at Georgia, 1/26 9 by Chloe Bibby, Mississippi State, 1/20
<b>Steals</b>	5 by Destanni Henderson at Temple, 12/7	4 by Jayla Alexander, at Ole Miss, 1/30 4 by Alexis Tolefree, vs. Arkansas, 1/9 4 by Madison McKeever, South Dakota, 12/22
<b>Blocked Shots</b>	10 by Aliyah Boston vs. Alabama State, 11/5	9 by Tamari Key, Tennessee, 2/2 9 by Ae'Rianna Harris, Purdue, 12/15/19
<b>Turnovers</b>	5 by Tyasha Harris vs. Auburn, 2/13 5, 5 other times	9 by Haley Gorecki, Duke, 12/19 9 by Marissa Mackins, at Temple, 12/7

## 2019-20 Individual Superlatives -- SEC Games

Category	South Carolina	Opponent
<b>Points in Game</b>	25 by Mikiah Herbert Harrigan at Arkansas, 2/6	28 by Rhyne Howard, Kentucky, 1/2
<b>Points in a Half</b>	16 by Laeticia Amihere at Ole Miss, 2nd, 1/30	20 by Alexis Tolefree, Arkansas, 2nd, 1/9
<b>Points in a Quarter</b>	12 by Laeticia Amihere at Ole Miss, 4th, 1/30 12 by Zia Cooke at Vanderbilt, 3rd, 1/12	14 by Alexis Tolefree, Arkansas, 4th, 1/9
<b>Field Goals Made</b>	11 by Mikiah Herbert Harrigan at Arkansas, 2/6	9 by Amber Ramirez, Arkansas, 1/9
<b>Field Goal Attempts</b>	23 by Zia Cooke vs. Arkansas, 1/9	25 by Chelsea Dungee, at Arkansas, 2/6
<b>FG Percentage</b>	1.000 (5-5) by Mikiah Herbert Harrigan at Georgia, 1/26	.545 (6-11) by Jailin Cherry, LSU, 2/20 .545 (6-11) by Unique Thompson, Auburn, 2/13 .545 (6-11) by Chelsie Hall, at Vanderbilt, 1/12
<b>3-Point FG Made</b>	4 by Zia Cooke vs. Auburn, 2/13 4 by Zia Cooke vs. Arkansas, 1/9 4 by Zia Cooke vs. Tennessee, 2/2	5 by Alexis Tolefree, Arkansas, 1/9
<b>3-Point FG Attempts</b>	9 by Zia Cooke Arkansas, 1/9	10 by Alexis Tolefree, Arkansas, 1/9
<b>3-Point FG Percentage</b>	1.000 (4-4) by Zia Cooke vs. Auburn, 2/13	.500 (3-6) by Erin Howard, Auburn, 2/13 .500 (5-10) by Alexis Tolefree, Arkansas, 1/9
<b>Free Throws Made</b>	7 by Zia Cooke vs. LSU, 2/20 7 by Aliyah Boston at Alabama, 1/5 7 by Victaria Saxton vs. Kentucky, 1/2	8 by Rhyne Howard, Kentucky, 1/2
<b>Free Throw Attempts</b>	9 by Zia Cooke vs. LSU, 2/20 9 by Aliyah Boston at Alabama, 1/5	11 by Jordan Lewis, at Alabama, 1/5 11 by Rhyne Howard, Kentucky, 1/2
<b>FT Percentage</b>	1.000 (4-4) by Aliyah Boston at Arkansas, 2/6 1.000 (4-4) by Aliyah Boston vs. Tennessee, 2/2 1.000 (4-4) by 4 other times	1.000 (6-6) by De'Sha Benjamin, at Alabama, 1/5
<b>Rebounds</b>	25 by Aliyah Boston vs. Arkansas, 1/9	10 by Rennia Davis, Tennessee, 2/2
<b>Assists</b>	9 by Tyasha Harris vs. Tennessee, 2/2	9 by Gabby Connally, at Georgia, 1/26 9 by Chloe Bibby, Mississippi State, 1/20
<b>Steals</b>	4 by Aliyah Boston at Georgia, 1/26	4 by Jayla Alexander, at Ole Miss, 1/30 4 by Alexis Tolefree, vs. Arkansas, 1/9
<b>Blocked Shots</b>	7 by Aliyah Boston at Arkansas, 2/6	9 by Tamari Key, Tennessee, 2/2
<b>Turnovers</b>	5 by Zia Cooke vs. Auburn, 2/13 5 by Tyasha Harris at Arkansas, 2/6	7 by Jordan Horton, Tennessee, 2/2

## THE LAST TIME...

### Individual

#### Scored 50 Points

**South Carolina** 51, Jocelyn Penn vs. Stetson, 1/4/03  
**Opponent** Never

#### Scored 40 Points

**South Carolina** 51, Jocelyn Penn vs. Stetson, 1/4/03  
**Opponent** 46, Cornelia Gayden, LSU, 1/14/95

#### Scored 30 Points

**South Carolina** 31, Te'a Cooper vs. Drake, 11/28/18  
**Opponent** 31, Napheesa Collier, at UConn, 2/11/19

#### Grabbed 20 Rebounds

**South Carolina** 25, Aliyah Boston vs. Arkansas, 1/9/20  
**Opponent** 24, Teaira McCowan, at Mississippi State, 1/17/19

#### Grabbed 15 Rebounds

**South Carolina** 15, Aliyah Boston at Arkansas, 2/6/20  
**Opponent** 18, Kiah Gillespie, Florida State, 3/24/19

#### Two Players with 20 or More Points

**South Carolina** Tyasha Harris 23/Aliyah Boston 21 vs. Mississippi St., 1/20/20  
**Opponent** Alexis Tolefree 22/Amber Ramirez 20, Arkansas, 1/9/20

#### Two Players with 10 or More Rebounds

**South Carolina** B. Beal 13/A. Boston 10/V. Saxton, at Mizzou, 1/16/20  
**Opponent** Mia Davis 13/Lena Niang 11, at Temple, 12/7/19

#### Three or More Players with 10 or More Rebounds

**South Carolina** B. Beal 13/A. Boston 10/V. Saxton, at Mizzou, 1/16/20  
**Opponent** W. Rolle 12/J. Breland 10/L. Broomfield 10, vs. North Carolina, 12/19/10

#### Had 10 Assists

**South Carolina** 11, Tyasha Harris vs. UConn, 2/10/20  
**Opponent** 12, Channise Lewis, Maryland, 11/18/18

#### Had Five Steals

**South Carolina** 5, Destanni Henderson at Temple, 12/7/19  
**Opponent** 6, Cierra Dillard/5, Summer Hemphill, vs. Buffalo, 3/24/18

#### Had Five Blocked Shots

**South Carolina** 7, Aliyah Boston vs. LSU, 2/20/20  
**Opponent** 9, Ae'Rianna Harris, Purdue, 12/15/19

#### Had 20 Points and 20 Rebounds

**South Carolina** A'ja Wilson (27 pts/24 rebs) vs. LSU, 2/22/18  
**Opponent** Teaira McCowan (26 pts/24 rebs) at Mississippi State, 1/17/19

#### Had a Double-Double

**South Carolina** Aliyah Boston (12 pts/14 rebs) vs. Vanderbilt, 2/17/20  
**Opponent** Rennia Davis (18 pts/10 rebs), Tennessee, 2/2/20

#### Two Players had a Double-Double

**South Carolina** Tyasha Harris (19 pts/11 assts)/Aliyah Boston (13 pts/12 rebs) vs. UConn, 2/10/20  
**Opponent** Mia Davis (14 pts/13 rebs)/Asonah Alexander (10 pts/11 rebs), at Temple, 12/7/19

#### Three Players had a Double-Double

**South Carolina** Ashley Bruner (16 pts/12 rebs)/Aleighsa Welch (16 pts/ 11 rebs)/Elem Ibiam (12 pts/10 rebs) vs. Kansas, 3/25/13  
**Opponent** Shakira Austin (10 pts/16 rebs) / Kaila Charles (17 pts/10 rebs) / Channise Lewis (10 pts/12 assts), Maryland, 11/18/18

#### Had a Triple-Double

**South Carolina** Aliyah Boston (12 pts/12 rebs/10 blks) vs. Alabama State, 11/5/19  
**Opponent** Never

### Team

#### Scored 100 Points

**South Carolina** 112 vs. USC Upstate, 11/21/19  
**Opponent** 103, Clemson, 11/21/03

#### Won by 30 or More Points

**South Carolina** 95-44 (51) vs. Vanderbilt, 2/17/20  
**Opponent** 66-34 (32), Georgia, 3/4/11

#### Shot 65% or Better from the Field

**South Carolina** .667 (36-54) at Vanderbilt, 1/18/18  
**Opponent** Never

#### Shot 60% or Better from the Field

**South Carolina** .603 (35-58) at Georgia, 1/26/20  
**Opponent** .604 (29-48), Vanderbilt, 1/18/01

#### Shot 50% or Better from the Field

**South Carolina** .507 (36-71) vs. Vanderbilt, 2/17/20  
**Opponent** .521 (37-71), vs. Baylor, 3/30/19

#### No Players in Double-Figure Points

**South Carolina** at Auburn, 1/19/12  
**Opponent** USC Upstate, 11/21/19

#### Five Players in Double-Figure Points

**South Carolina** vs. Vanderbilt, 2/17/20  
**Opponent** at Alabama, 1/5/20

#### More Than Five Players in Double-Figure Points

**South Carolina** 6 vs. Kentucky, 1/2/20  
**Opponent** 6 Maryland, 11/18/18

#### Faced AP Top-25 Opponent

**Win** 86-65 at No. 25 Arkansas, 2/6/20  
**Loss** 57-71 vs. No. 17 Indiana, 11/28/19

#### Faced AP Top-10 Opponent

**Win** 81-79 vs. No. 9 Mississippi State, 1/20/20  
**Loss** 74-89 at No. 7 Mississippi State, 1/17/19

#### Faced AP Top-5 Opponent

**Win** 70-52 vs. No. 5 UConn, 2/10/20  
**Loss** 64-68 vs. No. 5 Mississippi State, 3/3/19

#### Faced AP No. 1 Team

**Win** Never  
**Loss** 68-93 vs. Baylor, 3/30/19

#### Overtime Game

**Win** 58-55 vs. Drexel, 11/28/12  
**Loss** 85-90 vs. Drake, 11/24/18

#### Double-Overtime Game

**Win** 82-73 at Purdue, 12/16/18  
**Loss** 92-94 at Clemson, 11/19/09

#### South Carolina Was Ranked (AP Poll)


**No. 1** 2/17/20  
**Top 5** No. 4, 1/6/20  
**Top 10** No. 6, 12/2/19  
**Top 25** No. 15, 3/19/19

## SOUTH CAROLINA SINGLE-QUARTER RECORDS

TEAM	
<b>Scoring</b>	
<b>Most</b>	<b>Points</b>
1. vs. Saint Peter's, 11/22/16, 1st qtr.	37
2. at Vanderbilt, 1/12/20, 3rd qtr. vs. Alabama State, 3rd qtr.	36
4. vs. App State, 11/17/19, 1st qtr. vs. Arkansas, 3/8/19, 3rd qtr. at Arkansas, 2/3/19, 4th qtr. vs. Arkansas, 1/3/16, 2nd qtr.	35
<b>Fewest</b>	<b>Points</b>
1. vs. App State, 12/5/18, 4th qtr.	5
2. vs. Indiana, 11/28/19, 4th qtr. vs. St. John's, 11/25/17, 2nd qtr. vs. Stanford, 3/31/17, 2nd qtr. vs. UCLA, 12/18/16, 1st qtr.	6
<b>Fewest Allowed</b>	<b>Points</b>
1. at Ole Miss, 1/30/20, 1st qtr.	0
2. vs. UConn, 2/10/20, 1st qtr.	2
3. vs. App State, 11/17/19, 1st qtr. vs. Belmont, 3/22/19, 2nd qtr. vs. Savannah State, 12/17/17, 3rd qtr.	3
<b>Most Allowed</b>	<b>Points</b>
1. vs. Baylor, 12/2/18, 1st qtr. at Maryland, 11/13/17, 4th qtr. vs. Kentucky, 2/26/17, 4th qtr.	32
4. vs. Arkansas, 3/8/19, 3rd qtr. vs. Connecticut, 3/26/18, 1st qtr. vs. Syracuse, 3/25/16, 4th qtr.	30
<b>Margin of Difference</b>	
<b>Lead</b>	<b>Score Margin</b>
1. vs. Alabama State, 11/5/19, 3rd qtr.	36-9 +37
2. vs. App State, 11/17/19, 1st qtr.	35-3 +32
3. vs. USC Upstate, 11/21/19, 3rd qtr. vs. Arkansas, 1/3/16, 2nd qtr.	33-7 +26
4. vs. Saint Peter's, 11/22/16, 1st qtr.	37-12 +25
5. vs. USC Upstate, 11/21/19, 1st qtr.	33-9 +24
<b>Deficit</b>	<b>Score Margin</b>
1. vs. UConn, 2/1/18, 2nd qtr.	8-29 -21
2. at Tennessee, 2/15/18, 3rd qtr.	9-29 -20
3. vs. Baylor, 12/2/18, 1st qtr. at Mississippi State, 2/5/18, 4th qtr.	13-32 -19
5. vs. Indiana, 11/28/19, 4th qtr. vs. Connecticut, 3/26/18, 1st qtr.	6-24 -18
12-30 -18	
<b>Field Goals</b>	
<b>Made</b>	<b>FGM</b>
1. vs. Saint Peter's, 11/22/16, 1st qtr.	15
2. vs. App State, 11/17/19, 1st qtr. vs. Notre Dame, 11/26/17, 4th qtr. vs. Arkansas, 1/3/16, 2nd qtr.	14
5. at Georgia, 1/26/20, 1st qtr. vs. USC Upstate, 11/21/19, 3rd qtr. vs. USC Upstate, 11/21/19, 1st qtr. vs. Belmont, 3/22/19, 3rd qtr. vs. Quinnipiac, 3/25/17, 3rd qtr. vs. Kentucky, 3/4/17, 1st qtr.	13

<b>Attempts</b>		<b>FGA</b>
1. vs. Arkansas, 1/9/20, 3rd qtr.		25
2. vs. Tennessee, 2/2/20, 1st qtr. at Vanderbilt, 1/12/20, 1st qtr.		23
3. at Arkansas, 2/6/20, 1st qtr. vs. App State, 11/17/19, 1st qtr. vs. CofC, 12/5/17, 1st qtr. at Auburn, 1/5/17, 1st qtr.		22
<b>Highest Percentage</b>	<b>FGM-A</b>	<b>Pct</b>
1. vs. Kentucky, 3/5/16, 4th qtr.	11-13	.846
2. at Kentucky, 1/21/18, 3rd qtr.	9-11	.818
3. vs. Belmont, 3/22/19, 3rd qtr. vs. Quinnipiac, 3/25/17, 3rd qtr.	13-16	.813
5. vs. Hampton, 12/16/15, 3rd qtr.	8-10	.800
<b>Lowest Percentage</b>	<b>FGM-A</b>	<b>Pct</b>
1. vs. Georgia, 1/12/17, 2nd qtr.	1-12	.083
2. vs. UCLA, 12/18/16, 1st qtr.	2-15	.133
3. vs. Stanford, 3/31/17, 2nd qtr.	2-14	.143
4. vs. Indiana, 11/28/19, 4th qtr. vs. App State, 12/5/18, 4th qtr.	2-13	.154
<b>Lowest Percentage Allowed</b>	<b>FGM-A</b>	<b>Pct</b>
1. at Ole Miss, 1/30/20, 1st qtr. vs. Purdue, 12/15/19, 4th qtr.	0-9	.000
3. vs. App State, 11/17/19, 1st qtr. vs. CofC, 12/5/17, 2nd qtr. vs. St. John's, 11/25/17, 1st qtr.	1-18	.056
<b>Highest Percentage Allowed</b>	<b>FGM-A</b>	<b>Pct</b>
1. vs. Drake, 11/24/18, 2nd qtr.	11-13	.846
2. at LSU, 1/15/17, 2nd qtr.	9-12	.750
3. vs. Tennessee, 1/14/18, 2nd qtr. vs. Quinnipiac, 3/25/17, 2nd qtr.	8-11	.727
5. vs. Connecticut, 3/26/18, 2nd qtr. at Missouri, 1/7/18, 4th qtr.	10-14	.714
	5-7	.714
<b>Rebounding</b>		
<b>Total</b>	<b>Rebs</b>	
1. at Ohio State, 11/14/16, 1st qtr.	20	
2. vs. Arkansas, 1/9/20, 3rd qtr. vs. Arkansas, 1/9/20, 1st qtr. vs. Purdue, 12/15/19, 4th qtr. vs. CofC, 12/5/17, 1st qtr.	19	
<b>Margin</b>	<b>Rebs Margin</b>	
1. at Alabama, 2/22/16, 4th qtr.	18-3 +15	
2. vs. Arkansas, 1/25/18, 1st qtr. vs. Clemson, 12/15/16, 2nd qtr.	18-4 +14	
4. vs. Arkansas, 1/9/20, 1st qtr. vs. Purdue, 12/15/19, 2nd qtr. vs. CofC, 12/5/17, 1st qtr. vs. Saint Peter's, 11/22/16, 1st qtr. vs. Hampton, 12/16/15, 4th qtr.	18-4 +14	
	19-6 +13	
	18-5 +13	
	19-6 +13	
	16-3 +13	
	15-2 +13	

INDIVIDUAL	
<b>Scoring</b>	
<b>Most</b>	<b>Points</b>
1. Kaela Davis at Auburn, 1/5/17, 1st qtr.	19
2. A'ja Wilson vs. Notre Dame, 11/26/17, 4th qtr.	18
3. Alexis Jennings at Florida, 2/17/19, 3rd qtr.	17
4. Kaela Davis vs. Quinnipiac, 3/25/17, 3rd qtr. Tina Roy vs. Arkansas, 1/3/16, 3rd qtr.	15
<b>Rebounding</b>	
<b>Most</b>	<b>Rebs</b>
1. Aliyah Boston vs. UConn, 2/10/20, 1st qtr. Aliyah Boston vs. Arkansas, 1/9/20, 1st qtr.	9
Alaina Coates at Arkansas, 2/5/17, 1st qtr. Alaina Coates at Georgia, 1/26/17, 2nd qtr.	9
5. A'ja Wilson vs. Stanford, 3/31/17, 3rd qtr. A'ja Wilson vs. Mississippi State, 3/5/17, 4th qtr. Alaina Coates vs. Georgia, 1/12/17, 1st qtr. A'ja Wilson at Florida, 1/8/17, 2nd qtr. A'ja Wilson vs. UCLA, 12/18/16, 4th qtr. Alaina Coates vs. Louisville, 11/27/16, 3rd qtr. Alaina Coates vs. Hampton, 11/20/16, 3rd qtr. Alaina Coates vs. Ole Miss, 1/28/16, 2nd qtr.	8



# Colonial Life Arena

## Notables

- 5-Time National Attendance Leader (2015-present)
- NCAA Tournament Host in 2015, 2016, 2017, 2018
- 81 consecutive regular-season games with at least 10,000 fans (Jan. 2, 2015) – overall streak, including postseason games, is 46 (Nov. 10, 2017)
- 5 official sellouts (18,000) since 2015-16 season
- 2 undefeated seasons at home
- Longest home win streak – 45 games (2/24/13-2/4/16)

## Top 10 Attendance

18,000	UConn, 2/10/20
18,000	Mississippi State, 3/3/19
18,000	UConn, 2/1/18
18,000	Kentucky, 2/26/17
18,000	UConn, 2/8/16
17,712	Clemson, 11/22/02*
17,156	Kentucky, 1/11/15
16,815	Ohio State, 11/13/15
16,465	Auburn, 1/2/15
16,429	Duke, 12/6/15

\* Inaugural Night of Colonial Life Arena

## Year-by-Year Record

Year	Record	Pct.	Att. Avg.
2002-03	14-2	.875	3,244
2003-04	5-6	.455	1,828
2004-05	8-9	.471	1,764
2005-06	12-5	.706	1,455
2006-07	15-5	.750	1,845
2007-08	12-6	.667	1,802
2008-09	6-9	.400	2,793
2009-10	7-5	.583	3,442
2010-11	14-5	.737	2,996
2011-12	12-3	.800	3,139
2012-13	12-3	.800	4,082
2013-14	16-0	1.000	6,371
2014-15	16-0	1.000	12,293
2015-16	16-1	.941	14,364
2016-17	15-1	.938	12,277
2017-18	15-2	.882	13,239
2018-19	11-4	.733	11,539
2019-20	14-0	1.000	11,805
<b>Total</b>	<b>220-66</b>	<b>.769</b>	<b>6,127</b>
<i>Staley Era</i>	<i>154-33</i>	<i>.824</i>	<i>8,195</i>

In women's basketball, Colonial Life Arena has become one of the most feared places to play as enormous crowds fill the building with passion for the Gamecocks.

The state of South Carolina has rallied around head coach Dawn Staley's program in unprecedented numbers as the Gamecocks have led the nation in average attendance in each of the last five seasons. The Gamecocks were one of a few programs to finish the season averaging over 10,000 fans and boast four sellouts (18,000) in the last four seasons.

Colonial Life Arena is more than just the home of South Carolina men's and women's basketball, though. It is also a thriving entertainment venue that the city of Columbia and its surrounding metropolitan area are able to enjoy throughout the year.

Colonial Life Arena is the largest arena in the state of South Carolina with 18,000 seats, and the 10th-largest on-campus basketball facility in the nation. Located on the beautiful University of South Carolina campus, this one-of-a-kind facility features 41 suites, four entertainment suites, and the Frank McGuire Club, a full-service hospitality room that has a capacity of 300. The state-of-the-art facility also features plush seating, a technologically advanced sound system and a one-of-a-kind selection of unique concession foods that will delight fans of all ages.

In Summer 2017, a 12-display center-hung video board and ribbon boards were added to the arena bowl at a cost of \$4.2 million. The center-hung board features four convex-curved main displays that measure approximately 12' x 20' and can show any combination of live video, instant replays, statistics and game information, graphics and animations, and sponsorship messages.

The Arena has hosted numerous sold out shows, including Barnum and Bailey Circus, Paul McCartney, country superstars Kenny Chesney and Taylor Swift, WWE Wrestling, Kanye West and numerous other acts.

The largest building ever constructed at the University of South Carolina at 342,000 square feet, the Arena has an intimate double-deck design that puts every seat close to the action. The cantilever of the upper deck over the lower deck extends further than any other arena of its size with great sight lines.

Two spacious locker rooms for Gamecock men's and women's basketball include team meeting rooms, recruiting rooms, coaches locker rooms and an athletic training room.

*“It is a beautiful thing to see unfold because a lot of people really didn't think it could get done. I tip my hat to Gamecock Nation for making this a wonderful place and creating a home court advantage that allows us to win close basketball games.”*

– South Carolina Head Coach Dawn Staley



# Dawn Staley

**Head Coach**  
**12th Season at South Carolina**  
**Virginia, 1992**



Catapulting South Carolina into the national spotlight, Dawn Staley has made the Gamecocks a mainstay in the battle for SEC and national championships. In 2017-18, she capped her first decade in Garnet and Black by leading her team to its fourth-straight SEC Tournament title, the first four-peat champion in league history, and celebrating the program's first National Player of the Year and No. 1 WNBA Draft pick in A'ja Wilson. The Gamecocks went on to sign the first No. 1 recruiting class in program history, landing four of the nation's top 11 prospects in the Class of 2019.

Staley's resume at the helm of the Gamecocks includes:

- 2017 NCAA National Championship
- 147 consecutive weeks ranked in the AP Top 25, including 76 weeks in the top five and 18 at No. 1
- Eight 25-win seasons, including three 30-win campaigns led by a school-record 34 victories in 2014-15
- Four SEC regular-season championships (2014, 2015, 2016, 2017)
- Four SEC Tournament titles (2015, 2016, 2017, 2018)
- Two top-two recruiting classes (#1 in 2019, #2 in 2014)
- Five NCAA Attendance titles, averaging over 10,000 fans each season (2015, 2016, 2017, 2018, 2019)

While her coaching career is in full bloom, Staley is still recognized for her body of work as a one of the most decorated participants in United States women's basketball history. The Naismith Memorial Basketball Hall of Fame solidified that legacy with her enshrinement as part of the Class of 2013. The Phoenix Club of Philadelphia established the Dawn Staley Award recognizing the nation's top guard in women's Division I basketball in 2013 as well. Staley was inducted into the Women's Basketball Hall of Fame as part of the Class of 2012 and was one of the final nominees for induction to the U.S. Olympic Hall of Fame the same year. In the summer of 2011, the WNBA recognized her as one of the league's "Top 15," honoring the most influential players in the league's history.

At the helm of the Gamecocks over the last 11 seasons, Staley has been named National Coach of the Year (2014, Basketball Times), a Naismith National Coach of the Year Finalist (2014, 2015, 2016), SEC Coach of the Year (2014, Coaches and AP; 2015, Coaches; 2016, Coaches and AP) and BCA Female Coach of the Year (2012). She became the fastest coach to 200 wins in program history, needing just 277 games at South Carolina to reach the plateau.

Under Staley's leadership, five Gamecocks have collected 10 All-America selections, two have picked up five SEC Player of the Year honors, two have earned SEC Defensive Player of the Year recognition a total of three times, one has been the SEC 6th Player of the Year and five were named SEC Freshman of the Year. She has coached 15 Gamecocks to All-SEC honors a combined 29 times, including 12 first-team selections, and six Gamecocks have been selected in the WNBA Draft, including 2018 No. 1 pick A'ja Wilson who went on to earn WNBA Rookie of the Year honors a year after Allisha Gray became the first Gamecock to capture the honor in 2017. Two other Gamecocks have also earned WNBA All-Rookie honors.

On Staley's watch, the Gamecocks are enjoying the most sustained success in program history. After posting back-to-back 25-win seasons in 2011-12 and 2012-13 for the first time in more than 30 years, the 2014-15 team broke the school record with 34 wins. South Carolina won more SEC games than the season before in each of her first seven seasons, culminating in the 2015-16 team recording just the second 16-0 conference record in league history. Staley's 122 SEC wins account for 65.6 percent of the program's total 186 wins over its 27 seasons in the league. She has delivered the only SEC championships in program history, and she has helped the Gamecocks to eight of the program's nine top-four finishes in the SEC.

## YEAR-BY-YEAR COACHING RECORD

Year	School	Record	Conf. Rec.	Conf. Finish	Postseason
2000-01	Temple	19-11	11-5	2nd East	WNIT
2001-02	Temple	20-11	12-4	2nd East	A-10 Tourn. Champ./NCAA 1st Round
2002-03	Temple	14-15	9-7	2nd East	
2003-04	Temple	21-10	14-2	1st East	A-10 Tourn. Champ./NCAA 1st Round
2004-05	Temple	28-4	16-0	1st East*	A-10 Tourn. Champ./NCAA 2nd Round
2005-06	Temple	24-8	12-4	3rd	A-10 Tourn. Champ./NCAA 1st Round
2006-07	Temple	25-8	13-1	2nd	NCAA 2nd Round
2007-08	Temple	21-13	12-2	T-1st	NCAA 1st Round
2008-09	South Carolina	10-18	2-12	11th	
2009-10	South Carolina	14-15	7-9	T-7th	
2010-11	South Carolina	18-15	8-8	T-5th	WNIT 2nd Round
2011-12	South Carolina	25-10	10-6	T-4th	NCAA Sweet 16
2012-13	South Carolina	25-8	11-5	T-4th	NCAA 2nd Round
2013-14	South Carolina	29-5	14-2	1st	NCAA Sweet 16
2014-15	South Carolina	34-3	15-1	T-1st	SEC Tourn. Champ./NCAA Final Four
2015-16	South Carolina	33-2	16-0	1st	SEC Tourn. Champ./NCAA Sweet 16
2016-17	South Carolina	33-4	14-2	1st	SEC Tourn. Champ./NCAA Champ.
2017-18	South Carolina	29-7	12-4	T-2nd	SEC Tourn. Champ./NCAA Elite Eight
2018-19	South Carolina	23-10	13-3	2nd	NCAA Sweet 16
2019-20	South Carolina	26-1	13-0		
<b>Career</b>	<b>20th season</b>	<b>471-178</b>	<b>233-77</b>		
<b>At SC</b>	<b>12th season</b>	<b>299-98</b>	<b>134-52</b>		

## QUICK FACTS

### Coaching Highlights

#### College

- 14 NCAA Tournament Appearances (8 at South Carolina)
- NCAA National Champion (2017)
- 15 20-Win Seasons (9 at South Carolina)
- 5 Regular-Season Conference Titles (SEC 2014, 2015, 2016, 2017; A-10 2008)
- 8 Conference Tournament Titles (SEC 2015, 2016, 2017, 2018; A-10 2002, 2004, 2005, 2006)
- 3-time Naismith National Coach of the Year Finalist (2014, 2015, 2016)
- Basketball Times National Coach of the Year (2014)
- 4-time WBCA Region Coach of the Year (Region 3 2014, 2015, 2016; Region 1 2005)
- Five-time Conference Coach of the Year (SEC 2014, 2015, 2016; A-10 2004, 2005)

#### USA Basketball

- Senior National Team Head Coach (2017-20) – FIBA AmeriCup gold medal (2019), FIBA World Cup gold medal (2018), National Coach of the Year (2018)
- Senior National Team Asst. Coach (2006-08, 2014-16) – Rio Olympics gold medal (2016), FIBA World Championship gold medal (2014), Beijing Olympics gold medal (2008), FIBA Americas Championship gold medal (2007), FIBA World Championship bronze medal (2006)
- U19 National Team Head Coach – FIBA U19 World Championship gold medal (2015), co-National Coach of the Year (2015)
- U18 National Team Head Coach – FIBA U18 Americas Championship gold medal (2014)
- Pan Am Games Head Coach – Gold medal (2007)

### Playing Highlights

#### U.S. Professional – 11 seasons

- Five-time WNBA All-Star (2001, 2002, 2003, 2005, 2006)
- Two-time ABL All-Star (1997, 1998)
- WNBA All-Decade Team

#### USA Basketball

- Olympic gold medalist (1996, 2000, 2004)
- Flag bearer for U.S. in Olympic Games Opening Ceremony (2004)
- Two-time USA Basketball Female Athlete of the Year (1994, 2004)

#### College – Virginia (1989-92)

- Kodak All-America (1990, 1991, 1992)
- Honda-Broderick Cup Award for Collegiate Female Athlete of the Year (1991)
- Two-time ACC Player of the Year (1991, 1992)
- NCAA Tournament MOP (1991)

### Other Notables

- Naismith Memorial Basketball Hall of Fame, Class of 2013
- Order of the Palmetto Recipient (2013)
- Women's Basketball Hall of Fame, Class of 2012

## STALEY-ERA TEAM RECORDS

**Scoring**

<b>Most</b>	<b>Points</b>
1. vs. USC Upstate, 11/21/19	112
2. vs. Savannah State, 12/14/14	111
3. vs. Alabama State, 11/5/19	103
4. at Alabama, 1/8/15	102
5. vs. ETSU, 11/22/18	101
vs. Western Carolina, 11/30/17	101

<b>Fewest</b>	<b>Points</b>
1. at Stanford, 11/26/10	32*
2. vs. Georgia, 3/4/11	34
3. vs. Mississippi State, 3/5/09	39
4. at Georgia, 1/13/13	40
5. at Mississippi State, 2/26/09	41

<b>Fewest Allowed</b>	<b>Points</b>
1. vs. South Carolina State, 12/14/11	21
2. vs. Presbyterian, 11/27/11	24
3. vs. NC Central, 12/1/14	26
vs. SC State, 12/22/13	26
5. vs. NC Central, 12/2/13	27

<b>Most Allowed</b>	<b>Points</b>
1. at Connecticut, 2/11/19	97
2. vs. Arkansas, 3/8/19	95
3. vs. Baylor, 12/2/18	94
vs. Connecticut, 3/26/18	94
at Clemson, 11/19/09	94

**Margin of Outcome**

<b>Victory</b>	<b>Score</b>	<b>Margin</b>
1. vs. USC Upstate, 11/21/19	112-32	+80
2. vs. Charleston Southern, 11/8/13	99-29	+70
3. vs. Alabama State, 11/10/17	99-31	+68
vs. NC Central, 12/1/14	90-26	+64
5. vs. Savannah State, 12/14/14	111-49	+62

<b>Defeat</b>	<b>Score</b>	<b>Margin</b>
1. at Stanford, 11/26/10	32-70	-38
2. vs. Georgia, 3/4/11	34-66	-32
3. vs. Stanford, 12/19/08	47-78	-31
4. at Penn State, 11/21/10	48-78	-30
5. vs. Connecticut, 3/26/18	65-94	-29
vs. Connecticut, 12/28/08	48-77	-29

**Field Goals**

<b>Made</b>	<b>FGM</b>
1. vs. USC Upstate, 11/21/19	43
2. vs. Savannah State, 12/17/17	39
vs. Western Carolina, 11/30/17	39
vs. Charleston Southern, 11/8/13	39
5. vs. Minnesota, 12/11/16	38
vs. Savannah State, 12/14/14	38
vs. Clemson, 11/20/14	38

<b>Attempts</b>	<b>FGA</b>
1. at Arkansas, 2/3/19	80
2. vs. Arkansas, 1/9/20	79
3. vs. USC Upstate, 11/21/19	77
4. vs. Purdue, 12/15/19	76
vs. Penn State, 11/20/11	76

<b>Highest Percentage</b> (Min. 40 FGA)	<b>FGM-A</b>	<b>Pct</b>
1. at Vanderbilt, 1/18/18	36-54	.667
2. vs. Savannah State, 3/20/15	34-53	.642
3. at Alabama, 1/8/15	37-58	.638
4. vs. Kentucky, 2/26/17	34-55	.618
5. vs. Florida State, 3/29/15	30-49	.612

<b>Lowest Percentage</b> (Min. 40 FGA)	<b>FGM-A</b>	<b>Pct</b>
1. at Stanford, 11/26/10	12-55	.218
2. vs. Georgia, 3/4/11	12-52	.231
3. at Florida, 1/20/13	15-64	.234
4. at Kentucky, 2/5/09	13-55	.236
5. at Georgia, 1/2/11	13-54	.241

<b>Lowest %age Allowed</b> (Min. 40 FGA)	<b>FGM-A</b>	<b>Pct</b>
1. vs. South Carolina State, 12/14/11	6-48	.125
2. vs. USC Upstate, 11/21/19	10-63	.159
3. vs. NC Central, 12/2/13	8-50	.160
4. vs. Charleston Southern, 11/8/13	10-54	.185
5. vs. Arkansas, 3/6/15	11-57	.193
vs. Hampton, 11/22/12	11-57	.193

<b>Highest %age Allowed</b> (Min. 40 FGA)	<b>FGM-A</b>	<b>Pct</b>
1. vs. Connecticut, 3/26/18	37-63	.587
2. vs. Connecticut, 2/11/19	37-65	.569
3. vs. Connecticut, 12/28/08	35-62	.565
vs. Florida, 1/9/11	26-46	.565
5. vs. Tennessee, 1/14/18	31-55	.564

**3-Point Field Goals**

<b>Made</b>	<b>3FGM</b>
1. vs. Minnesota, 12/11/16	16
2. vs. Temple, 12/21/18	15
3. vs. Appalachian State, 12/5/18	14
at Auburn, 1/5/17	14
5. vs. USC Upstate, 11/21/19	12
vs. Kentucky, 3/5/16	12

<b>Attempts</b>	<b>3FGA</b>
1. vs. Minnesota, 12/11/16	33
2. vs. Syracuse, 3/25/16	32
3. vs. Temple, 12/21/18	31
4. vs. Drake, 11/24/18 (includes overtime)	30
5. vs. Penn State, 11/20/11	29

<b>Percentage</b> (Min. 5 3FGA)	<b>3FGM-A</b>	<b>Pct</b>
1. vs. ETSU, 11/22/18	11-16	.688
2. vs. Kentucky, 2/18/18	6-9	.667
vs. Oregon State, 3/25/14	4-6	.667
vs. Ole Miss, 1/30/14	4-6	.667
vs. Savannah State, 12/28/13	4-6	.667
vs. Western Carolina, 12/29/12	6-9	.667
at Alabama, 1/10/10	8-12	.667
vs. Charlotte, 12/21/08	8-12	.667

**Free Throws**

<b>Made</b>	<b>FTM</b>
1. vs. Savannah State, 12/14/14	34
vs. Oregon State, 3/25/14	34
3. vs. Missouri, 1/10/16	32
vs. Ole Miss, 1/30/14	32
at Mississippi State, 1/6/12	32

<b>Attempts</b>	<b>FTA</b>
1. at Mississippi State, 1/6/13	50
2. vs. Savannah State, 12/28/13	48
3. vs. Savannah State, 12/14/14	47
4. vs. Missouri, 2/2/14	46
5. vs. Seton Hall, 11/17/13	44
vs. South Carolina State, 12/21/12	44

<b>Percentage</b> (Min. 10 FTA)	<b>FTM-A</b>	<b>Pct</b>
1. vs. Quinnipiac, 3/25/17	18-19	.947
2. at Texas A&M, 2/23/17	15-16	.923
3. vs. Kentucky, 2/18/18	23-25	.920
4. vs. Temple, 12/21/18	11-12	.917
5. vs. Mississippi State, 3/4/18	10-11	.909
vs. Alabama, 1/19/14	10-11	.909

**Rebounding**

<b>Total</b>	<b>Rebs</b>
1. vs. Arkansas, 1/9/20	63
2. at Missouri, 1/16/20	62
vs. Arkansas, 1/25/18	62
vs. College of Charleston, 11/14/13	62
5. at Florida, 1/20/13	59

<b>Margin</b>	<b>Rebs</b>	<b>Margin</b>
1. vs. Savannah State, 12/14/14	56-21	+35
2. vs. Hampton, 12/16/15	52-19	+33
3. at Missouri, 1/16/20	62-30	+32
4. vs. Arkansas, 1/25/18	62-31	+31
5. vs. Arkansas, 1/9/20	63-33	+30

<b>Offensive</b>	<b>Off. Rebs</b>
1. vs. Elon, 11/9/12	29
2. vs. Arkansas, 1/25/18	27
vs. College of Charleston, 11/23/11	27
4. at Missouri, 1/16/20	26
vs. Kansas, 3/25/13	26
at Florida, 1/20/13	26

**Turnovers**

<b>Fewest</b>	<b>TOs</b>
1. at Tennessee, 2/2/12	4
2. at Ole Miss, 1/4/18	5
vs. UNC Asheville, 3/17/17	5
vs. Vanderbilt, 2/16/17	5
vs. CSU Bakersfield, 11/28/15	5
at Clemson, 11/18/15	5
vs. Syracuse, 11/28/14	5
vs. Tennessee, 2/23/15	5
at Missouri, 2/28/13	5
vs. Georgia, 3/2/12	5
vs. Ole Miss, 3/3/11	5

<b>Most</b>	<b>TOs</b>
1. at Wake Forest, 12/3/08	32
2. at Ole Miss, 2/25/16	29
vs. Hampton, 11/22/12	29
vs. Kentucky, 1/15/12	29
5. at Kentucky, 1/13/11	28

**Assists**

1. vs. Minnesota, 12/11/16	29
2. vs. USC Upstate, 11/21/19	28
3. vs. NC Central, 12/1/14	26
4. vs. Appalachian State, 11/17/19	25
vs. Winthrop, 12/13/15	25
vs. UNCG, 11/15/15	25
vs. San Diego State, 11/23/14	25
vs. Clemson, 11/20/14	25
vs. Alabama, 1/19/14	25
vs. Charleston Southern, 11/8/13	25

**Steals**

1. at Alabama State, 11/11/18	22
2. vs. Alabama State, 11/10/17	21
vs. NC Central, 12/1/14	21
vs. Furman, 12/11/11	21
5. vs. USC Upstate, 11/21/19	18
vs. San Diego State, 11/23/14	18

**Blocked Shots**

1. vs. Appalachian State, 11/17/19	17*
2. vs. Alabama State, 11/5/19	16
vs. Clemson, 11/15/18	16
vs. Winthrop, 12/13/15	16
5. vs. Arkansas, 3/6/15	15

\* indicates also a school record





# LAETICIA AMIHHERE

6-4 • R-Fr • Forward • Mississauga, Ontario

# 15

## Career Stats at South Carolina

Season	gp-gs	min/avg	fg-fga	pct	3fg-fga	pct	ft-fa	pct	off	def	tot	avg	pf	fo	ast	to	blk	stl	pts	avg
2019-20	23-0	312/13.6	40-91	.440	5-11	.455	29-55	.527	30	61	91	4.0	48	1	14	39	26	15	114	5.0
<b>TOTAL</b>	<b>23-0</b>	<b>312/13.6</b>	<b>40-91</b>	<b>.440</b>	<b>5-11</b>	<b>.455</b>	<b>29-55</b>	<b>.527</b>	<b>30</b>	<b>61</b>	<b>91</b>	<b>4.0</b>	<b>48</b>	<b>1</b>	<b>14</b>	<b>39</b>	<b>26</b>	<b>15</b>	<b>114</b>	<b>5.0</b>

## High School Notables

- Ranked the No. 10 overall recruit and the No. 2 forward in the 2019 class
- Saw her high school career shortened by season-ending injuries in her junior and senior seasons, the latter of which allowed her to graduate early and enroll at South Carolina in January 2019
- Earned honorable mention All-America honors from the WBCA (2019) and was selected for the 2019 Biosteel All-Canadian Basketball Game
- Has won two medals in two international competitions with Team Canada – bronze at the 2017 FIBA U19 World Cup (All-Tournament Team) and gold at the 2015 FIBA U16 Americas Cup
- Played five exhibition games with the Canada Senior Women's National Team in 2017
- Became first Canadian woman to dunk in a game when she threw one down at the age of 15

## Season Highlights

- Has been rediscovering her feel for the game and explosiveness after overcoming a Fall 2018 injury
- Missed three games (Feb. 1-10) while helping Canada qualify for the Tokyo 2020 Olympics at the FIBA Olympic Qualifying Tournament in Belgium (Feb. 7-9)
- Ranks 13th in the SEC in blocked shots per game, 12th in conference games (1.3)
- Strong second half at Ole Miss (Jan. 30), shooting 6-of-6 in the period for all of her career-high 16 points
- Solid all around game at Vanderbilt (Jan. 12) with 11 points, five rebounds, two blocks and two steals
- Great SEC debut with aggressive offensive mentality for season-high 14 points against #13/13 Kentucky (Jan. 2)
- Snagged four of her career-high nine rebounds in the fourth quarter against Purdue (Dec. 15)
- Grabbed a pair of key rebounds and hit three straight free throws to end a 10-0 run that got Temple (Dec. 7) within two points early in the third quarter
- Scored six of her then career-high 10 points in the first half against USC Upstate (Nov. 21), beginning with her first 3 of the season
- Missed the Appalachian State (Nov. 17) game to be with Team Canada for the FIBA Women's Olympic Pre-Qualifying Americas Tournament in Edmonton
- Was aggressive on the glass in college debut against Alabama State (Nov. 5)

## Awards

### High School

WBCA All-America, Honorable Mention (2019)

### Team Canada

2020 FIBA Olympic Qualifying Tourn. (Belgium)  
 2017 FIBA U19 World Cup, bronze medal  
 2017 FIBA U19 World Cup, All-Tournament Team  
 2016 FIBA U17 FIBA World Cup  
 2015 FIBA U16 Americas Cup, gold medal

## Miscellaneous

	Season	Career	Record
<b>10+ Points</b>	4	4	4-0
<b>Team-High Pts.</b>	1	1	1-0
<b>Team-High Rebs.</b>	1	1	1-0
<b>Tm-High Assists</b>	1	1	1-0

## Career Highs

**Pts** ..... 16 at Ole Miss, 1/30/20  
**FG** ..... 6, 2x, last at Ole Miss, 1/30/20  
**FGA** ..... 9 at Vanderbilt, 1/12/20  
**3FG** ..... 2 at Ole Miss, 1/30/20  
**3FGA** ..... 3 at Ole Miss, 1/30/20  
**FT** ..... 3, 3x, last at Missouri, 1/16/20  
**FTA** ..... 6 vs. Washington St., 11/29/19  
**Reb** ..... 9 vs. Purdue, 12/15/19  
**Off Reb** ..... 3, 3x, last vs. Vanderbilt, 2/17/20  
**Blk** ..... 3, 2x, last at Ole Miss, 1/30/20  
**Stl** ..... 3 vs. Purdue, 12/15/19  
**Asst** ..... 3 vs. Duke, 12/19/19  
**Min** ..... 22 at Ole Miss, 1/30/20

## SEC Career Highs

**Pts** ..... 16 at Ole Miss, 1/30/20  
**FG** ..... 6, 2x, last at Ole Miss, 1/30/20  
**FGA** ..... 8, 2x, last at Ole Miss, 1/30/20  
**3FG** ..... 2 at Ole Miss, 1/30/20  
**3FGA** ..... 3 at Ole Miss, 1/30/20  
**FT** ..... 3, 2x, last at Missouri, 1/16/20  
**FTA** ..... 4, 3x, last at Georgia, 1/26/20  
**Reb** ..... 7, 2x, last vs. Vanderbilt, 2/17/20  
**Off Reb** ..... 3, 2x, last vs. Vanderbilt, 2/17/20  
**Blk** ..... 3, 2x, last at Ole Miss, 1/30/20  
**Stl** ..... 2, 2x, last vs. Vanderbilt, 2/17/20  
**Asst** ..... 2 at Georgia, 1/26/20  
**Min** ..... 22 at Ole Miss, 1/30/20

## GAME-BY-GAME

Opponent	Date	gs	min	Total		3-Pointers		Free throws		Rebounds				pf	a	t/o	blk	stl	pts	avg
				fg-fga	pct	3fg-fga	pct	ft-fa	pct	off	def	tot	avg							
ALABAMA STATE	11/05/19	14	2-3	.667	0-0	.000	2-4	.500	2	4	6	6.0	2	1	4	2	0	6	6.0	
at #4/5 Maryland	11/10/19	6	0-0	.000	0-0	.000	1-2	.500	0	1	1	3.5	0	0	1	0	1	1	3.5	
at Dayton	11/13/19	15	1-3	.333	0-0	.000	0-0	.000	2	1	3	3.3	4	3	3	0	0	2	3.0	
USC UPSTATE	11/21/19	20	4-7	.571	1-1	1.000	1-2	.500	2	4	6	4.0	3	1	1	1	0	10	4.8	
at Clemson	11/24/19	14	0-3	.000	0-1	.000	1-2	.500	0	6	6	4.4	3	0	2	2	1	1	4.0	
vs #17/23 Indiana	11/28/19	17	2-4	.500	0-0	.000	1-4	.250	0	4	4	4.3	1	0	1	1	1	5	4.2	
vs Washington State	11/29/19	15	0-3	.000	0-0	.000	1-6	.167	1	3	4	4.3	4	0	2	0	0	1	3.7	
vs #2/2 Baylor	11/30/19	8	1-2	.500	0-1	.000	1-2	.500	1	0	1	3.9	1	0	0	0	0	3	3.6	
at Temple	12/07/19	11	1-3	.333	0-1	.000	3-4	.750	3	1	4	3.9	3	0	1	2	0	5	3.8	
PURDUJE	12/15/19	18	0-3	.000	0-0	.000	1-2	.500	1	8	9	4.4	1	1	2	2	3	1	3.5	
DUKE	12/19/19	15	3-6	.500	0-0	.000	2-2	1.000	2	2	4	4.4	3	3	4	1	2	8	3.9	
#25/21 SOUTH DAKOTA	12/22/19	11	0-1	.000	0-0	.000	0-2	.000	0	2	2	4.2	2	0	1	1	0	0	3.6	
#13/13 KENTUCKY	01/02/20	17	6-8	.750	0-1	.000	2-3	.667	2	2	4	4.2	2	1	0	1	0	14	4.4	
at Alabama	01/05/20	11	2-3	.667	0-0	.000	0-0	.000	1	2	3	4.1	3	0	0	0	1	4	4.4	
#21/21 ARKANSAS	01/09/20	7	2-3	.667	0-0	.000	0-0	.000	1	1	2	3.9	0	0	1	0	0	4	4.3	
at Vanderbilt	01/12/20	19	4-9	.444	0-0	.000	3-4	.750	2	3	5	4.0	4	1	3	2	2	11	4.8	
at Mizzou	01/16/20	16	1-7	.143	1-1	1.000	3-4	.750	3	4	7	4.2	5	1	2	1	0	6	4.8	
#9/9 MISSISSIPPI ST	01/20/20	4	0-1	.000	0-0	.000	0-2	.000	2	0	2	4.1	1	0	2	0	0	0	4.6	
at Georgia	01/26/20	16	1-2	.500	0-0	.000	1-4	.250	1	3	4	4.1	1	2	0	3	0	3	4.5	
at Ole Miss	01/30/20	22	6-8	.750	2-3	.667	2-2	1.000	0	1	1	3.9	1	0	2	3	1	16	5.1	
AUBURN	02/13/20	15	1-5	.200	0-0	.000	2-2	1.000	1	3	4	3.9	0	0	3	1	1	4	5.0	
VANDERBILT	02/17/20	14	3-5	.600	1-2	.500	2-2	1.000	3	4	7	4.0	3	0	3	2	2	9	5.2	
LSU	02/20/20	7	0-2	.000	0-0	.000	0-0	.000	0	2	2	4.0	1	0	1	1	0	0	5.0	
<b>Totals</b>		<b>0</b>	<b>312</b>	<b>40-91</b>	<b>.440</b>	<b>5-11</b>	<b>.455</b>	<b>29-55</b>	<b>.527</b>	<b>30</b>	<b>61</b>	<b>91</b>	<b>4.0</b>	<b>48</b>	<b>14</b>	<b>39</b>	<b>26</b>	<b>15</b>	<b>114</b>	<b>5.0</b>

Games played: 23  
 Minutes/game: 13.6  
 Points/game: 5.0  
 FG Pct: 44.0  
 3FG Pct: 45.5  
 FT Pct: 52.7

Rebounds/game: 4.0  
 Assists/game: 0.6  
 Turnovers/game: 1.7  
 Assist/turnover ratio: 0.4  
 Steals/game: 0.7  
 Blocks/game: 1.1



# BREA BEAL

6-1 • Fr. • Guard • Rock Island, Ill.

# 12

## Career Stats at South Carolina

Season	gp-gs	min/avg	fg-fga	pct	3fg-fga	pct	ft-fta	pct	off	def	tot	avg	pf	fo	ast	to	blk	stl	pts	avg
2019-20	27-27	587/21.7	59-149	.396	13-45	.289	35-64	.547	44	101	145	5.4	39	0	29	39	18	25	166	6.1
TOTAL	27-27	587/21.7	59-149	.396	13-45	.289	35-64	.547	44	101	145	5.4	39	0	29	39	18	25	166	6.1

## High School Notables

- Ranked No. 11 recruit in the Class of 2019 and the No. 3 wing player in the class
- Earned consensus All-America selection after her senior season (2018-19), during which she averaged 26.0 points, 14.0 rebounds and 5.0 assists
- Named Illinois Ms. Basketball three times (2017, 2018, 2019), adding Illinois AP Class 4A Second-Team All-State honors as a freshman
- Also captured Illinois Player of the Year honors from Gatorade (2017, 2018, 2019) and USA Today (2019)
- Played in the McDonald's All-American Game and the Jordan Brand Classic (2019)
- Finished career is all-time leading scorer in Western Big 6 history
- Helped Rock Island to 30-2 record and sectional title as a senior (2018-19)

## Season Highlights

- Steady, solid player at a number of positions ... regularly draws toughest defensive assignment
- Snagged a career-best 13 rebounds at Missouri (Jan. 16), six of which came in the first quarter
- Hit a pair of 3s as part of Gamecocks' 5-of-5 3-point shooting start against Auburn (Feb. 13)
- Pulled down 12 rebounds against #21/21 Arkansas (Jan. 9), including four offensive in the second quarter
- Scored five of the team's first 11 points and added three steals in opening quarter of her SEC debut against #13/13 Kentucky (Jan. 2) ... tied her career-high scoring by halftime en route to game-high tying 15 points
- Caught fire in the third quarter at Clemson (Nov. 24), scoring eight of her then career-high 11 points in the period
- Cracked double figures for the first time against App State (Nov. 17), scoring six of her 10 points in the fourth quarter
- With 10 rebounds at Dayton (Nov. 13), became first Gamecock freshman to post back-to-back double-digit rebound games since A'ja Wilson in 2014-15
- Grabbed seven of her team-high 10 rebounds at #4/5 Maryland (Nov. 10) in the third quarter to help stymie a Terrapin run
- Drew the start in her first career game against Alabama State (Nov. 5)

## Awards

### High School

- Naismith All-America Third Team (2019)
- WBCA All-America Third Team (2019)
- McDonald's All-America (2019)
- USA Today Illinois Player of the Year (2019)
- Gatorade Illinois Player of the Year (2017, 2018, 2019)
- Illinois Ms. Basketball (2017, 2018, 2019)

## Miscellaneous

	Season	Career	Record
<b>10+ Points</b>	5	5	5-0
<b>10+ Rebounds</b>	4	4	4-0
<b>Team-High Points</b>	1	1	1-0
<b>Team-High Rebs.</b>	3	3	3-0
<b>Team-High Assts.</b>	2	2	2-0

## Career Highs

- Pts** ..... 15 vs. Kentucky, 1/2/20
- FG** ..... 7 vs. Kentucky, 1/2/20
- FGA** ..... 11 vs. Kentucky, 1/2/20
- 3FG** ..... 3 at Clemson, 11/24/19
- 3FGA** ..... 5 at Clemson, 11/24/19
- FT** ..... 8 at Maryland, 11/10/19
- FTA** ..... 12 at Maryland, 11/10/19
- Reb** ..... 13 at Missouri, 1/16/20
- Blk** ..... 2, 4x, last vs. Vanderbilt, 2/17/20
- Stl** ..... 3, 4x, last vs. Mississippi State, 1/20/20
- Asst** ..... 4, 2x, last vs. Appalachian State, 11/17/19
- Min** ..... 32 vs. Indiana, 11/28/19

## SEC Career Highs

- Pts** ..... 15 vs. Kentucky, 1/2/20
- FG** ..... 7 vs. Kentucky, 1/2/20
- FGA** ..... 11 vs. Kentucky, 1/2/20
- 3FG** ..... 2 vs. Auburn, 2/13/20
- 3FGA** ..... 2 vs. Auburn, 2/13/20
- FT** ..... 3, 2x, last at Missouri, 1/16/20
- FTA** ..... 6 at Missouri, 1/16/20
- Reb** ..... 13 at Missouri, 1/16/20
- Blk** ..... 2, 2x, last vs. Vanderbilt, 2/17/20
- Stl** ..... 3, 2x vs. Mississippi State, 1/20/20
- Asst** ..... 3 vs. LSU, 2/20/20
- Min** ..... 28 at Missouri, 1/16/20

## GAME-BY-GAME

Opponent	Date	gs	min	Total		3-Pointers		Free throws		Rebounds			pf	a	t/o	blk	stl	pts	avg		
				fg-fga	pct	3fg-fga	pct	ft-fta	pct	off	def	tot								avg	
ALABAMA STATE	11/05/19	*	17	1-5	.200	1-2	.500	1-2	.500	1	4	5	5.0	3	3	0	0	4	4.0		
at #4/5 Maryland	11/10/19	*	26	0-6	.000	0-2	.000	8-12	.667	2	8	10	7.5	0	4	0	1	1	8	6.0	
at Dayton	11/13/19	*	22	0-4	.000	0-1	.000	1-4	.250	4	6	10	8.3	1	1	0	0	1	4.3		
APPALACHIAN STATE	11/17/19	*	20	3-6	.500	0-1	.000	4-4	1.000	1	8	9	8.5	3	4	4	2	0	10	5.8	
USC UPSTATE	11/21/19	*	15	3-4	.750	0-0	.000	0-0	.000	2	1	3	7.4	0	3	1	1	1	6	5.8	
at Clemson	11/24/19	*	24	4-7	.571	3-5	.600	0-0	.000	0	3	3	6.7	1	2	2	0	3	11	6.7	
vs #17/23 Indiana	11/28/19	*	32	4-10	.400	0-4	.000	1-5	.200	2	4	6	6.6	0	3	0	0	9	7.0		
vs Washington State	11/29/19	*	23	2-2	1.000	0-0	.000	0-0	.000	0	4	4	6.3	2	0	3	0	4	6.6		
vs #2/2 Baylor	11/30/19	*	26	2-4	.500	0-2	.000	1-2	.500	0	5	5	6.1	3	0	3	1	0	5	6.4	
at Temple	12/07/19	*	20	3-7	.429	2-3	.667	2-3	.667	1	6	7	6.2	0	0	3	0	10	6.8		
PURDUE	12/15/19	*	16	1-6	.167	0-1	.000	3-3	1.000	0	4	4	6.0	1	0	1	1	2	5	6.6	
DUKE	12/19/19	*	25	3-7	.429	1-4	.250	3-6	.500	3	4	7	6.1	0	2	2	2	3	10	6.9	
#25/21 SOUTH DAKOTA	12/22/19	*	23	3-8	.375	1-1	1.000	2-2	1.000	3	2	5	6.0	2	0	2	0	0	9	7.1	
#13/13 KENTUCKY	01/02/20	*	23	7-11	.636	0-0	.000	1-4	.250	3	2	5	5.9	3	1	2	1	3	15	7.6	
at Alabama	01/05/20	*	15	0-3	.000	0-3	.000	0-0	.000	0	4	4	5.8	3	2	3	0	2	0	7.1	
#21/21 ARKANSAS	01/09/20	*	25	2-6	.333	0-1	.000	0-1	.000	6	6	12	6.2	2	1	2	0	0	4	6.9	
at Vanderbilt	01/12/20	*	20	2-3	.667	0-0	.000	3-4	.750	0	6	6	6.2	1	1	0	1	2	7	6.9	
at Mizzou	01/16/20	*	28	0-2	.000	0-1	.000	3-6	.500	5	8	13	6.6	1	0	0	2	2	3	6.7	
#9/9 MISSISSIPPI ST	01/20/20	*	25	2-5	.400	0-0	.000	0-0	.000	2	2	4	6.4	2	0	1	1	3	4	6.6	
at Georgia	01/26/20	*	21	3-7	.429	1-1	1.000	0-1	.000	0	2	2	6.2	1	0	1	0	0	7	6.6	
at Ole Miss	01/30/20	*	17	2-8	.250	0-3	.000	0-0	.000	1	1	2	6.0	0	1	1	0	0	4	6.5	
#22/22 TENNESSEE	02/02/20	*	24	2-4	.500	0-0	.000	0-0	.000	0	1	1	5.8	2	0	0	2	1	4	6.4	
at #25/- Arkansas	02/06/20	*	17	2-7	.286	1-3	.333	0-0	.000	3	3	6	5.8	1	1	1	0	0	5	6.3	
#5/6 UCONN	02/10/20	*	25	2-4	.500	1-3	.333	0-2	.000	1	1	2	5.6	0	0	2	0	0	5	6.3	
AUBURN	02/13/20	*	20	2-2	1.000	2-2	1.000	2-2	1.000	1	0	1	5.4	2	0	0	0	1	8	6.3	
VANDERBILT	02/17/20	*	22	2-7	.286	0-2	.000	0-1	.000	2	2	4	5.4	2	0	0	2	1	4	6.2	
LSU	02/20/20	*	16	2-4	.500	0-0	.000	0-0	.000	1	4	5	5.4	3	3	2	1	0	4	6.1	
Totals			27	587	59-149	.396	13-45	.289	35-64	.547	44	101	145	5.4	39	29	39	18	25	166	6.1

Games played: 27  
Minutes/game: 21.7  
Points/game: 6.1  
FG Pct: 39.6  
3FG Pct: 28.9  
FT Pct: 54.7

Rebounds/game: 5.4  
Assists/game: 1.1  
Turnovers/game: 1.4  
Assist/turnover ratio: 0.7  
Steals/game: 0.9  
Blocks/game: 0.7



# ALIYAH BOSTON

6-5 • Fr. • Forward • St. Thomas, U.S.V.I.

# 4

## Career Stats at South Carolina

Season	gp-gs	min/avg	fg-fga	pct	3fg-fga	pct	ft-fa	pct	off	def	tot	avg	pf	fo	ast	to	blk	stl	pts	avg
2019-20	27-27	638/23.6	149-237	.629	1-7	.143	57-73	.781	103	141	244	9.0	58	1	31	30	75	37	356	13.2
TOTAL	27-27	638/23.6	149-237	.629	1-7	.143	57-73	.781	103	141	244	9.0	58	1	31	30	75	37	356	13.2

## High School Notables

- Ranked No. 3 recruit in the Class of 2019 and the top post player in the class
- Earned consensus All-America selection after her senior season (2018-19), during which she averaged 17.3 points, 10.6 rebounds and 3.2 blocks
- Captured Massachusetts Player of the Year honors from Gatorade (2017, 2018, 2019) and USA Today (2019)
- Played in the McDonald's All-American Game and the Jordan Brand Classic (2019)

## Season Highlights

- Physical forward who thrives on contact in the post with solid shooting range
- 12th in the nation in blocks per game and seventh in field goal percentage – second in the SEC in both
- 16th in SEC in scoring, third in rebounding (best among freshmen), fourth in offensive rebounds (3.8)
- Averages a double-double against SEC foes (13.8 ppg/10.2 rpg) and ranked teams (14.6 ppg/10.6 rpg)
- Swatted five shots against LSU (Feb. 20) to become the program's all-time freshman blocks leader ... scored six of her 13 points in a 11-2 run that opened the third quarter
- Set a new record for double-doubles by a freshman with her 11th of the season against Vanderbilt (Feb. 17)
- Scored seven unanswered points to close first half against Auburn (Feb. 13) for 19-point halftime lead
- Dominated the glass early against #5/6 UConn (Feb. 10) with nine rebounds in the first quarter on her way to her 10th double-double of the season
- Matched Gamecock freshman record with her fifth SEC double-double of the season at #25/- Arkansas (Feb. 6)
- Showed shooting range at Georgia (Jan. 26), hitting 4-of-5 outside the paint en route to team-high scoring honors
- Notched eighth double-double with 12 rebounds and a career-high 21 points, including seven in the fourth quarter, against #9/9 Mississippi State (Jan. 20)
- Was an absolute force against #21/21 Arkansas (Jan. 9), snagging a Gamecock freshman-record 25 rebounds, including nine in the first quarter, during which she also netted eight points
- Earned first career SEC double-double (17 pts/12 rebs) at Alabama (Jan. 5) with four of the team's first six points
- Notched 10 of her 20 points and six of her 13 rebounds in the fourth quarter against #2/2 Baylor (Nov. 30) to clinch Paradise Jam Reef Division MVP honors
- Set inside tone early at #4/5 Maryland (Nov. 10), scoring eight of the team's first 10 points and blocking five shots in the opening quarter
- Posted first triple-double by a freshman in program history and the first by any NCAA Div. I player in her career debut against Alabama State (Nov. 5), including a school-record tying 10 blocks

## GAME-BY-GAME

Opponent	Date	gs	min	Total		3-Pointers		Free throws		Rebounds			pf	a	t/o	blk	stl	pts	avg		
				fg-fga	pct	3fg-fga	pct	ft-fa	pct	off	def	tot								avg	
ALABAMA STATE	11/05/19	*	21	3-8	.375	0-0	.000	6-8	.750	7	5	12	12.0	2	1	0	10	3	12	12.0	
at #4/5 Maryland	11/10/19	*	32	6-10	.600	0-0	.000	2-2	1.000	2	5	7	9.5	3	1	0	5	0	14	13.0	
at Dayton	11/13/19	*	16	5-6	.833	0-0	.000	1-2	.500	0	2	2	7.0	2	0	0	1	1	11	12.3	
APPALACHIAN STATE	11/17/19	*	23	6-6	1.000	0-0	.000	2-4	.500	5	5	10	7.8	3	3	1	4	2	14	12.8	
USC UPSTATE	11/21/19	*	17	8-9	.889	0-0	.000	2-2	1.000	5	5	10	8.2	0	2	0	3	2	18	13.8	
at Clemson	11/24/19	*	19	5-7	.714	0-0	.000	3-5	.600	1	3	4	7.5	2	1	0	1	3	13	13.7	
vs #17/23 Indiana	11/28/19	*	14	5-6	.833	0-0	.000	0-0	.000	2	0	2	6.7	5	0	2	1	0	10	13.1	
vs Washington State	11/29/19	*	21	7-10	.700	0-0	.000	1-2	.500	5	3	8	6.9	4	2	1	1	2	15	13.4	
vs #2/2 Baylor	11/30/19	*	32	9-12	.750	0-0	.000	2-2	1.000	4	9	13	7.6	3	0	0	2	0	20	14.1	
at Temple	12/07/19	*	29	4-14	.286	0-0	.000	2-2	1.000	6	2	8	7.6	2	2	0	3	2	10	13.7	
PURDUE	12/15/19	*	25	5-9	.556	0-0	.000	0-0	.000	1	5	6	7.5	3	4	2	2	4	10	13.4	
DUKE	12/19/19	*	22	5-8	.625	0-0	.000	0-0	.000	4	4	8	7.5	2	1	0	1	1	10	13.1	
#25/21 SOUTH DAKOTA	12/22/19	*	27	1-5	.200	0-0	.000	5-6	.833	5	4	9	7.6	3	1	5	5	1	7	12.6	
#13/13 KENTUCKY	01/02/20	*	23	5-7	.714	0-0	.000	4-4	1.000	4	2	6	7.5	1	2	1	1	0	14	12.7	
at Alabama	01/05/20	*	21	5-8	.625	0-0	.000	7-9	.778	5	7	12	7.8	2	0	3	3	1	17	13.0	
#21/21 ARKANSAS	01/09/20	*	30	7-14	.500	0-0	.000	5-6	.833	10	15	25	8.9	2	0	0	5	1	19	13.4	
at Vanderbilt	01/12/20	*	19	5-9	.556	0-0	.000	0-0	.000	1	7	8	8.8	1	0	0	3	1	10	13.2	
at Missouri	01/16/20	*	20	5-12	.417	0-0	.000	0-0	.000	6	4	10	8.9	3	1	3	1	0	10	13.0	
#9/9 MISSISSIPPI ST	01/20/20	*	31	10-14	.714	0-0	.000	1-1	1.000	4	8	12	9.1	3	3	1	1	0	21	13.4	
at Georgia	01/26/20	*	23	6-8	.750	0-0	.000	3-4	.750	1	5	6	8.9	2	1	3	0	4	15	13.5	
at Ole Miss	01/30/20	*	18	3-3	1.000	0-0	.000	1-2	.500	3	5	8	8.9	0	1	1	1	1	7	13.2	
#22/22 TENNESSEE	02/02/20	*	25	3-5	.600	0-0	.000	4-4	1.000	0	5	5	8.7	2	1	1	2	2	10	13.0	
at #25/- Arkansas	02/06/20	*	30	7-8	.875	0-0	.000	4-4	1.000	6	9	15	9.0	2	1	1	7	2	18	13.3	
#5/6 UCONN	02/10/20	*	37	6-14	.429	1-5	.200	0-0	.000	6	6	12	9.1	1	1	2	2	3	13	13.3	
AUBURN	02/13/20	*	16	6-8	.750	0-0	.000	1-2	.500	2	1	3	8.8	2	0	0	1	2	13	13.2	
VANDERBILT	02/17/20	*	19	6-7	.857	0-1	.000	0-0	.000	5	9	14	9.0	1	2	1	2	0	12	13.2	
LSU	02/20/20	*	28	6-10	.600	0-1	.000	1-2	.500	3	6	9	9.0	2	0	2	5	1	13	13.2	
Totals			27	638	149-237	.629	1-7	.143	57-73	.781	103	141	244	9.0	58	31	30	75	37	356	13.2

Games played: 27  
Minutes/game: 23.6  
Points/game: 13.2  
FG Pct: 62.9  
3FG Pct: 14.3  
FT Pct: 78.1

Rebounds/game: 9.0  
Assists/game: 1.1  
Turnovers/game: 1.1  
Assist/turnover ratio: 1.0  
Steals/game: 1.4  
Blocks/game: 2.8

## Awards

2020 Wooden Award Late Season Top 20, Naismith Midseason Team  
2020 Lisa Leslie Award Top 10  
2020 Naismith Def. POY Midseason Team  
2020 Ann Meyers Drysdale Watch List  
5x SEC Freshman of the Week  
2x USBWA National Freshman of the Week  
Paradise Jam Reef Division MVP

## High School

Naismith, WBCA All-America Second Team (2019)  
McDonald's and SLAM All-America (2019)  
USA Today Massachusetts Player of the Year (2019)  
Gatorade Massachusetts POY (2017, 2018, 2019)

## USA Basketball

2019 FIBA U19 World Cup, gold medal  
2018 Youth Olympic Games 3x3, gold medal  
2018 FIBA U17 World Cup, gold medal, All-Star Five  
2017 FIBA U16 Americas Cup, gold medal, MVP

## In the Record Books

### Season

Most blocks by a freshman (75, 2019-20)  
Most double-doubles by a freshman (11, 2019-20)  
Most SEC double-doubles by a freshman (6, 2019-20)

### Game

T-1st – Blocks in a game (10 vs. Alabama State, 11/5/19)  
2nd – Rebounds in a game (25 vs. Arkansas, 1/9/20)  
Most rebounds by a freshman (25 vs. Arkansas, 1/9/20)

## Miscellaneous

	Season	Career	Record
<b>Triple-Double</b>	1	1	1-0
<b>Double-Double</b>	11	11	11-0
<b>10+ Points</b>	25	25	24-1
<b>10+ Rebounds</b>	11	11	11-0
<b>5+ Blocks</b>	6	6	6-0
<b>Tm-High Points</b>	7	7	7-0
<b>Tm-High Rebs.</b>	19	19	19-0

## Career Highs

**Pts** ..... 21 vs. Mississippi State, 1/20/20  
**FG** ..... 10 vs. Mississippi State, 1/20/20  
**FGA** ..... 14, 3x, last vs. Mississippi State, 1/20/20  
**FT** ..... 7 at Alabama, 1/5/20  
**FTA** ..... 9 at Alabama, 1/5/20  
**Reb** ..... 25 vs. Arkansas, 1/9/20  
**Off Reb** ..... 10 vs. Arkansas, 1/9/20  
**Blk** ..... 10 vs. Alabama State, 11/5/19\*  
**Asst** ..... 4 vs. Purdue, 12/15/19  
**Stl** ..... 4 at Georgia, 1/26/20  
**Min** ..... 37 vs. UConn, 2/10/20

\* indicates school record



# ZIA COOKE

5-9 • Fr. • Guard • Toledo, Ohio

1

## Career Stats at South Carolina

Season	gp-gs	min/avg	fg-fga	pct	3fg-fga	pct	ft-fa	pct	off	def	tot	avg	pf	fo	ast	to	blk	stl	pts	avg
2019-20	27-27	718/26.6	116-305	.380	37-95	.389	66-91	.725	29	57	86	3.2	44	0	53	50	6	33	335	12.4
<b>TOTAL</b>	<b>27-27</b>	<b>718/26.6</b>	<b>116-305</b>	<b>.380</b>	<b>37-95</b>	<b>.389</b>	<b>66-91</b>	<b>.725</b>	<b>29</b>	<b>57</b>	<b>86</b>	<b>3.2</b>	<b>44</b>	<b>0</b>	<b>53</b>	<b>50</b>	<b>6</b>	<b>33</b>	<b>335</b>	<b>12.4</b>

## High School Notables

- Ranked No. 4 recruit in the Class of 2019 and the top point guard in the class
- Earned consensus All-America selection after her senior season (2018-19)
- Played in the McDonald's All-American Game and the Jordan Brand Classic (2019)
- Helped Rogers to a pair of Ohio Division II State Championships (2018, 2019)
- Captured multiple player of the year honors from Ohio Prep Sportswriters Association (OPSWA) Division II (2019), Toledo Blade (2018, 2019), Toledo City League (2017, 2018)
- Named to at least one all-state team in each of her last three seasons at Rogers

## Season Highlights

- Dynamic, athletic guard with the ability to score in a variety of ways
- Ranks 22nd in the SEC in scoring and 13th in league games (14.2)
- Has led the team or tied for team lead in scoring in seven SEC games, cracking double figures in 11
- Dropped nine of her 15 points in the fourth quarter against #5/6 UConn (Feb. 10) to help the Gamecocks keep the Huskies at bay
- Notched her third 20-point SEC outing with 20 against #22/22 Tennessee (Feb. 2), including nine in the opening quarter to set the tone ... three 20+ SEC games tie A'ja Wilson for most by a Gamecock freshman
- Made the clutch play of the night against #9/9 Mississippi State, intercepting an in-bounds pass with six seconds left to seal the Carolina win ... scored five of her 13 points in the final quarter as well
- Went on a personal 10-2 run over 1:40 of the first quarter against #21/21 Arkansas (Jan. 9) en route to second-straight 20-point SEC game
- Bookended her team-high 20 points at Alabama (Jan. 5) with seven first-quarter and eight fourth-quarter points, including a quick 3 after the Tide had cut the lead to 10 early in the final period
- Scored six of team's first 10 points on the third quarter of SEC debut against #13/13 Kentucky (Jan. 2)
- Netted eight of her 14 points against Purdue (Dec. 15) in the third quarter, including four points in seven seconds to stop a 7-2 Boilermaker run
- Had best outside shooting night by a Gamecock freshman since 2011 with five 3s at Dayton (Nov. 13), finishing with 27 points for the most by a Gamecock freshman since 2009
- Added six of her 10 points at #4/5 Maryland (Nov. 10) in the second quarter to stretch lead to double figures at halftime
- Netted double-figures in her debut against Alabama State (Nov. 5), tying for team-high honors with 13 points

## Awards

- Naismith HS Player of the Year Finalist (2019)
- Naismith HS All-America First Team (2019)
- WBCA HS All-America First Team (2019)
- McDonald's HS All-America (2019)
- SLAM HS All-America (2019)
- USA Today All-USA Third Team (2019)
- OPSWA Division II Ohio Player of the Year (2019)

## USA Basketball

- 2018 FIBA U17 World Cup, gold medal
- 2017 FIBA U16 Americas Cup, gold medal

## Miscellaneous

	Season	Career	Record
<b>20+ Points</b>	4	4	4-0
<b>10+ Points</b>	20	20	20-0
<b>Tm-High Points</b>	10	10	10-0
<b>Tm-High Assists</b>	2	2	2-0

## Career Highs

- Pts** ..... 27 at Dayton, 11/13/19
- FG** ..... 9 at Dayton, 11/13/19
- FGA** ..... 23 vs. Arkansas, 1/9/20
- 3FG** ..... 5 at Dayton, 11/13/19
- 3FGA** ..... 9 vs. Arkansas, 1/9/20
- FT** ..... 7 vs LSU, 2/20/20
- FTA** ..... 9 vs LSU, 2/20/20
- Reb** ..... 7 at Dayton, 11/13/19
- Blk** ..... 1, 5x, last vs. Mississippi State, 1/20/20
- Stl** ..... 4 vs. USC Upstate, 11/21/19
- Asst** ..... 5 vs. USC Upstate, 11/21/19
- Min** ..... 34 vs. Indiana, 11/28/19

## SEC Career Highs

- Pts** ..... 21 vs. Arkansas, 1/9/20
- FG** ..... 8 vs. Tennessee, 2/2/20
- FGA** ..... 23 vs. Arkansas, 1/9/20
- 3FG** ..... 4, 3x, last vs. Auburn, 2/13/20
- 3FGA** ..... 9 vs. Arkansas, 1/9/20
- FT** ..... 7 vs LSU, 2/20/20
- FTA** ..... 9 vs LSU, 2/20/20
- Reb** ..... 6, 2x, last at Arkansas, 2/6/20
- Blk** ..... 1, 2x, vs. Auburn, 2/13/20
- Stl** ..... 3 at Alabama, 1/5/20
- Asst** ..... 4, 2x, last vs. Auburn, 2/13/20
- Min** ..... 33, 2x, last vs. Tennessee, 2/2/20

## GAME-BY-GAME

Opponent	Date	gs	min	Total		3-Pointers		Free throws		Rebounds			pf	a	t/o	blk	stl	pts	avg	
				fg-fga	pct	3fg-fga	pct	ft-fa	pct	off	def	tot								avg
ALABAMA STATE	11/05/19	*	24	5-14	.357	0-3	.000	3-3	1.000	2	1	3	3.0	0	2	0	1	2	13	13.0
at #4/5 Maryland	11/10/19	*	23	2-9	.222	0-3	.000	6-6	1.000	1	3	4	3.5	4	1	4	0	0	10	11.5
at Dayton	11/13/19	*	30	9-15	.600	5-6	.833	4-6	.667	5	2	7	4.7	2	1	5	0	1	27	16.7
APPALACHIAN STATE	11/17/19	*	24	2-4	.500	2-3	.667	1-2	.500	0	2	2	4.0	3	3	1	1	2	7	14.3
USC UPSTATE	11/21/19	*	25	3-12	.250	1-5	.200	1-2	.500	0	1	1	3.4	2	5	1	0	4	8	13.0
at Clemson	11/24/19	*	24	4-11	.364	1-3	.333	1-1	1.000	0	1	1	3.0	2	3	3	0	1	10	12.5
vs #17/23 Indiana	11/28/19	*	34	4-19	.211	1-5	.200	1-1	1.000	3	1	4	3.1	2	2	1	0	0	10	12.1
vs Washington State	11/29/19	*	27	3-9	.333	0-0	.000	0-0	.000	0	3	3	3.1	1	3	0	0	1	6	11.4
vs #2/2 Baylor	11/30/19	*	10	0-2	.000	0-0	.000	2-2	1.000	0	1	1	2.9	4	0	2	1	0	2	10.3
at Temple	12/07/19	*	26	1-7	.143	1-2	.500	0-0	.000	0	2	2	2.8	1	3	2	1	1	3	9.6
PURDUE	12/15/19	*	29	7-16	.438	0-2	.000	0-0	.000	3	2	5	3.0	1	3	1	0	2	14	10.0
DUKE	12/19/19	*	22	3-11	.273	1-4	.250	5-7	.714	1	3	4	3.1	1	2	0	0	2	12	10.2
#25/21 SOUTH DAKOTA	12/22/19	*	25	6-11	.545	1-2	.500	0-0	.000	0	1	1	2.9	2	0	2	0	2	13	10.4
#13/13 KENTUCKY	01/02/20	*	29	6-12	.500	1-1	1.000	2-2	1.000	1	2	3	2.9	2	4	0	0	2	15	10.7
at Alabama	01/05/20	*	29	7-14	.500	2-3	.667	4-6	.667	2	0	2	2.9	2	1	2	0	3	20	11.3
#21/21 ARKANSAS	01/09/20	*	33	7-23	.304	4-9	.444	3-4	.750	2	3	5	3.0	1	1	3	0	1	21	11.9
at Vanderbilt	01/12/20	*	22	5-10	.500	1-6	.167	6-7	.857	0	2	2	2.9	1	1	1	0	0	17	12.2
at Mizou	01/16/20	*	27	5-11	.455	3-6	.500	1-2	.500	1	2	3	2.9	0	1	4	0	1	14	12.3
#9/9 MISSISSIPPI ST	01/20/20	*	32	5-14	.357	2-6	.333	1-1	1.000	2	4	6	3.1	3	2	1	1	1	13	12.4
at Georgia	01/26/20	*	27	2-6	.333	0-0	.000	5-7	.714	1	4	5	3.2	2	1	3	0	1	9	12.2
at Ole Miss	01/30/20	*	23	3-6	.500	0-1	.000	2-4	.500	1	1	2	3.1	3	3	1	0	1	8	12.0
#22/22 TENNESSEE	02/02/20	*	33	8-20	.400	4-8	.500	0-0	.000	1	2	3	3.1	1	2	1	0	0	20	12.4
at #25/- Arkansas	02/06/20	*	31	5-14	.357	0-4	.000	4-5	.800	0	6	6	3.3	0	3	3	0	0	14	12.4
#5/6 UCONN	02/10/20	*	32	5-14	.357	1-3	.333	4-6	.667	3	1	4	3.3	1	0	0	0	3	15	12.5
AUBURN	02/13/20	*	28	4-7	.571	4-4	1.000	1-4	.250	0	2	2	3.2	0	4	5	1	0	13	12.6
VANDERBILT	02/17/20	*	18	3-7	.429	2-3	.667	2-4	.500	0	2	2	3.2	2	1	1	0	1	10	12.5
LSU	02/20/20	*	31	2-7	.286	0-3	.000	7-9	.778	0	3	3	3.2	1	1	3	0	1	11	12.4
<b>Totals</b>			<b>27</b>	<b>718</b>	<b>.380</b>	<b>116-305</b>	<b>.380</b>	<b>37-95</b>	<b>.389</b>	<b>29</b>	<b>57</b>	<b>86</b>	<b>3.2</b>	<b>44</b>	<b>53</b>	<b>50</b>	<b>6</b>	<b>33</b>	<b>335</b>	<b>12.4</b>

Games played: 27  
 Minutes/game: 26.6  
 Points/game: 12.4  
 FG Pct: 38.0  
 3FG Pct: 38.9  
 FT Pct: 72.5

Rebounds/game: 3.2  
 Assists/game: 2.0  
 Turnovers/game: 1.9  
 Assist/turnover ratio: 1.1  
 Steals/game: 1.2  
 Blocks/game: 0.2



# LELE GRISSETT

6-2 • Jr. • Guard • Durham, N.C.

# 24

## Career Stats at South Carolina

Season	gp-gs	min/avg	fg-fga	pct	3fg-fga	pct	ft-fa	pct	off	def	tot	avg	pf	fo	ast	to	blk	stl	pts	avg
2017-18	36-3	477/13.3	56-119	.471	0-0	.000	39-70	.557	56	77	133	3.7	84	0	18	53	7	24	151	4.2
2018-19	31-2	368/11.9	41-73	.562	0-0	.000	24-44	.545	59	64	123	4.0	61	2	9	33	17	11	106	3.4
2019-20	27-0	453/16.8	61-99	.616	0-2	.000	41-56	.732	57	46	103	3.8	41	0	29	31	20	19	163	6.0
TOTAL	94-5	1298/13.8	158-291	.543	0-2	.000	104-170	.612	172	187	359	3.8	186	2	56	117	44	54	420	4.5

## Career Notables

- Played in all but two games during her first two seasons, always playing with energy and passion
- Posted her first career double-double in the 2018-19 regular-season meeting with then-#4/5 Baylor (Dec. 2)
- Started at Vanderbilt (Jan. 18, 2018) and turned in a career night, shooting 11-of-12 from the field for 22 points – the first Gamecock freshman 20-point outing in SEC play in three years (20 by A'ja Wilson vs. Vanderbilt, 2/15/15)

## Season Highlights

- Made the transition from forward to guard and working hard at all aspects of the position
- Scored a team high 14 points against Vanderbilt (Feb. 17), resetting her season high for points scored in a conference game for the second straight game
- Finished with 11 points against Auburn (Feb. 13) tying her season high in conference games
- Dropped all 11 of her points in the fourth quarter at Georgia (Jan. 26)
- Scored six of her team-high 17 points against #25/21 South Dakota (Dec. 22) off her five offensive rebounds
- Poured in a team-high 12 points against Duke (Dec. 19) including a perfect 4-4 from the charity stripe for her second consecutive game in double figures
- Thrived in up-tempo game against Purdue (Dec. 15), scoring in double figures for second time and career-high tying five offensive rebounds
- Dished out two of her career-high four assists during the game-opening 32-0 run against App State (Nov. 17)
- Tied her career high with five offensive rebounds against Alabama State (Nov. 5)

## Miscellaneous

	Season	Career	Record
Double-Double	0	1	0-1
20+ Points	0	1	1-0
10+ Points	7	12	10-2
10+ Rebounds	0	1	0-1
1m-High Points	3	3	3-0
1m-High Rebs.	0	9	6-3
Team-High Assts.	1	1	1-0

## Career Highs

Pts ..... 22 at Vanderbilt, 1/18/18  
 FG ..... 11 at Vanderbilt, 1/18/18  
 FGA ..... 12 at Vanderbilt, 1/18/18  
 FT ..... 5, 2x, last at Missouri, 1/16/20  
 FTA ..... 8 vs. College of Charleston, 12/5/17  
 Reb ..... 10 vs. Baylor, 12/2/18  
 Off Reb ..... 5, 5x, last vs. Purdue, 12/15/19  
 Blk ..... 3, 3x, last vs. Vanderbilt, 2/17/20  
 Stl ..... 4 vs. Alabama State, 11/10/17  
 Asst ..... 4 vs. Appalachian State, 11/17/19  
 Min ..... 29 vs. Tennessee, 1/14/18

## SEC Career Highs

Pts ..... 22 at Vanderbilt, 1/18/18  
 FG ..... 11 at Vanderbilt, 1/18/18  
 FGA ..... 12 at Vanderbilt, 1/18/18  
 FT ..... 5 at Missouri, 1/16/20  
 FTA ..... 6 at Missouri, 1/16/20  
 Reb ..... 9, 3x, last at LSU, 1/13/19  
 Off Reb ..... 5, 2x, last vs. Ole Miss, 2/7/19  
 Blk ..... 3, 2x, last vs. Vanderbilt, 2/17/20  
 Stl ..... 3 vs. Arkansas, 1/25/18  
 Asst ..... 2, 3x, last vs. LSU, 2/20/20  
 Min ..... 29 vs. Tennessee, 1/14/18

## GAME-BY-GAME

Opponent	Date	gs	min	Total		3-Pointers		Free throws		Rebounds				pts	avg					
				fg-fga	pct	3fg-fga	pct	ft-fa	pct	off	def	tot	avg							
ALABAMA STATE	11/05/19	22	5-6	.833	0-0	.000	0-2	.000	5	2	7	7.0	3	1	0	1	2	10	10.0	
at #4/5 Maryland	11/10/19	12	1-1	1.000	0-0	.000	1-2	.500	4	0	4	5.5	3	0	1	0	0	3	6.5	
at Dayton	11/13/19	21	1-3	.333	0-0	.000	0-0	.000	2	5	7	6.0	1	2	3	2	0	2	5.0	
APPALACHIAN STATE	11/17/19	22	1-6	.167	0-0	.000	1-2	.500	2	3	5	5.8	3	4	1	0	1	3	4.5	
USC UPSTATE	11/21/19	19	2-3	.667	0-1	.000	3-3	1.000	2	1	3	5.2	1	2	0	1	2	7	5.0	
at Clemson	11/24/19	17	3-6	.500	0-0	.000	0-1	.000	2	3	5	5.2	1	1	2	3	2	6	5.2	
vs #17/23 Indiana	11/28/19	6	0-0	.000	0-0	.000	1-2	.500	2	0	2	4.7	1	0	0	0	0	1	4.6	
vs Washington State	11/29/19	17	2-5	.400	0-0	.000	0-0	.000	2	3	5	4.8	1	0	0	1	2	4	4.5	
vs #2/2 Baylor	11/30/19	15	0-0	.000	0-0	.000	1-2	.500	1	1	2	4.4	2	1	1	0	0	1	4.1	
at Temple	12/07/19	16	0-1	.000	0-0	.000	0-0	.000	1	2	3	4.3	1	2	1	0	1	0	3.7	
PURDUE	12/15/19	19	5-8	.625	0-0	.000	1-3	.333	5	3	8	4.6	1	1	2	1	1	11	4.4	
DUKE	12/19/19	15	4-4	1.000	0-0	.000	4-4	1.000	0	3	3	4.5	4	1	1	1	2	12	5.0	
#25/21 SOUTH DAKOTA	12/22/19	24	6-10	.600	0-1	.000	5-7	.714	5	1	6	4.6	2	1	3	0	1	17	5.9	
#13/13 KENTUCKY	01/02/20	15	2-2	1.000	0-0	.000	4-4	1.000	1	2	3	4.5	3	0	0	0	0	8	6.1	
at Alabama	01/05/20	15	0-3	.000	0-0	.000	0-0	.000	2	1	3	4.4	2	2	1	0	0	0	5.7	
#21/21 ARKANSAS	01/09/20	15	2-2	1.000	0-0	.000	4-4	1.000	3	1	4	4.4	1	1	1	0	0	8	5.8	
at Vanderbilt	01/12/20	20	3-4	.750	0-0	.000	1-1	1.000	1	3	4	4.4	0	1	3	3	0	7	5.9	
at Mizzou	01/16/20	19	0-1	.000	0-0	.000	5-6	.833	2	6	8	4.6	2	2	0	0	0	5	5.8	
#9/9 MISSISSIPPI ST	01/20/20	11	2-4	.500	0-0	.000	0-2	.000	2	0	2	4.4	1	0	0	1	0	4	5.7	
at Georgia	01/26/20	16	4-4	1.000	0-0	.000	3-3	1.000	2	1	3	4.4	1	2	2	0	2	11	6.0	
at Ole Miss	01/30/20	23	3-6	.500	0-0	.000	1-1	1.000	3	1	4	4.3	1	1	2	0	0	7	6.0	
#22/22 TENNESSEE	02/02/20	15	1-2	.500	0-0	.000	1-1	1.000	4	0	4	4.3	1	0	1	1	0	3	5.9	
at #25/- Arkansas	02/06/20	13	1-2	.500	0-0	.000	0-0	.000	0	0	0	4.1	1	0	1	1	0	2	5.7	
#5/6 UCONN	02/10/20	6	1-1	1.000	0-0	.000	0-0	.000	0	0	0	4.0	0	0	0	0	1	2	5.6	
AUBURN	02/13/20	21	5-6	.833	0-0	.000	1-1	1.000	3	1	4	4.0	1	1	2	0	0	11	5.8	
VANDERBILT	02/17/20	22	6-7	.857	0-0	.000	2-3	.667	0	2	2	3.9	1	1	2	3	1	14	6.1	
LSU	02/20/20	17	1-2	.500	0-0	.000	2-2	1.000	1	1	2	3.8	2	2	2	0	1	4	6.0	
Totals		0	453	61-99	.616	0-2	.000	41-56	.732	57	46	103	3.8	41	29	31	20	19	163	6.0

Games played: 27  
 Minutes/game: 16.8  
 Points/game: 6.0  
 FG Pct: 61.6  
 3FG Pct: 0.0  
 FT Pct: 73.2

Rebounds/game: 3.8  
 Assists/game: 1.1  
 Turnovers/game: 1.1  
 Assist/turnover ratio: 0.9  
 Steals/game: 0.7  
 Blocks/game: 0.7





# DESTANNI HENDERSON

5-7 • So. • Guard • Fort Myers, Fla.



## Career Stats at South Carolina

Season	gp-gs	min/avg	fg-fga	pct	3fg-fga	pct	ft-fa	pct	off	def	tot	avg	pf	fo	ast	to	blk	stl	pts	avg
2018-19	31-9	485/15.6	58-157	.369	29-78	.372	24-34	.706	14	35	49	1.6	30	0	40	40	2	16	169	5.5
2019-20	27-0	636/23.6	81-197	.411	28-83	.337	35-55	.636	16	68	84	3.1	24	0	73	50	2	38	225	8.3
TOTAL	58-9	1121/19.3	139-354	.393	57-161	.354	59-89	.663	30	103	133	2.3	54	0	113	90	4	54	394	6.8

### Career Notables

- Hit her stride midway through SEC play as a freshman, earning four starts in the last nine games of the season
- Enjoyed a six-game stretch that included double-figure points five times, highlighted by 12 points on 4-of-8 3-point shooting against then-#16/17 Kentucky (Feb. 21, 2019)
- Rated No. 1 point guard and No. 9 overall recruit in Class of 2018
- Helped high school team to three state championships while amassing 1,649 career points

### Season Highlights

- Dynamic, slashing guard with solid outside shooting percentage
- In SEC games, 14th in league with 3.4 assists per game and fifth in assist-to-turnover ratio (2.2)
- Capitalized on extended minutes against Vanderbilt (Feb. 17) with complete-game effort, including career-high seven rebounds
- Handled pressure defense of Auburn (Feb. 13) with just one turnover and five assists in 25 minutes
- Sank a pair of 3s in the second quarter against #5/6 UConn (Feb. 10) to help stake a 14-point lead late in the half
- Celebrated her birthday by dropping nine of her 12 points in the third quarter against #22/22 Tennessee (Feb. 2)
- Scored six of her 14 points in the fourth quarter at Georgia (Jan. 26)
- Hit a pair of 3s on hot-shooting night at Alabama (Jan. 5), including five points in an 8-0 fourth-quarter run that put the game out of reach
- Dished out a career-high eight assists in the SEC opener against #13/13 Kentucky (Jan. 2), including four in the second quarter
- Led the team with 15 points and had great defensive focus throughout the game against Purdue (Dec. 15)
- Scored five of her team-high 15 points in the fourth quarter against Purdue (Dec. 15) to help the Gamecocks seal the victory
- Notched four of her career-high five steals in the second quarter at Temple (Dec. 7) and hit a clutch 3 late in the third quarter after the Owls had closed within a point
- Drained a three to ignite a 10-0 run to give Carolina a lead it would not relinquish against #2/2 Baylor (Nov. 30)
- Bookended her 15-point game against USC Upstate (Nov. 21) with a six-point first quarter and a six-point fourth quarter

### Awards

2019 SEC All-Freshman Team  
 2019 SEC First-Year Academic Honor Roll

### High School

McDonald's All-America (2018)  
 Florida Dairy Farmers Miss Basketball (2018)  
 Fla. Dairy Farmers Class 7A Plyr. of the Yr. (2017, 2018)

### USA Basketball

2016 FIBA U17 World Cup, bronze medal

### Miscellaneous

	Season	Career	Record
10+ Points	8	16	15-1
5+ Assists	4	5	5-0
5+ Steals	1	1	1-0
Tm-High Points	1	4	3-1
Tm-High Rebs.	1	1	1-0
Tm-High Assts.	6	7	7-0

### Career Highs

Pts ..... 19 at Arkansas, 2/3/19  
 FG ..... 7 at Arkansas, 2/3/19  
 FGA ..... 12, 2x, last vs. Vanderbilt, 2/17/20  
 3FG ..... 5 vs. USC Upstate, 11/21/19  
 3FGA ..... 7 at Alabama State, 11/11/18  
 FT ..... 6 vs. Georgia, 2/14/19  
 FTA ..... 7 vs. Georgia, 2/14/19  
 Reb ..... 7 vs. Vanderbilt, 2/17/20  
 Stl ..... 5 at Temple, 12/7/19  
 Asst ..... 8 vs. Kentucky, 1/2/20  
 Min ..... 32 vs. Baylor, 11/30/19

### SEC Career Highs

Pts ..... 19 at Arkansas, 2/3/19  
 FG ..... 7 at Arkansas, 2/3/19  
 FGA ..... 12 vs. Vanderbilt, 2/17/20  
 3FG ..... 4 vs. Kentucky, 2/21/19  
 3FGA ..... 6 at Arkansas, 2/3/19  
 FT ..... 6 vs. Georgia, 2/14/19  
 FTA ..... 7 vs. Georgia, 2/14/19  
 Reb ..... 7 vs. Vanderbilt, 2/17/20  
 Stl ..... 3, 2x, last at Vanderbilt, 1/12/20  
 Asst ..... 8 vs. Kentucky, 1/2/20  
 Min ..... 31 vs. Vanderbilt, 2/17/20

### Season Highs

Pts ..... 17 at Alabama, 1/5/20  
 FG ..... 6, 2x, last vs. Purdue, 12/15/19  
 FGA ..... 12, 2x, last vs. Vanderbilt, 2/17/20  
 3FG ..... 5 vs. USC Upstate, 11/21/19  
 3FGA ..... 6, 2x, last at Clemson, 11/24/19  
 FT ..... 5 at Alabama, 1/5/20  
 FTA ..... 6, 3x, last at Georgia, 1/26/20  
 Reb ..... 7 vs. Vanderbilt, 2/17/20  
 Stl ..... 5 at Temple, 12/7/19  
 Asst ..... 8 vs. Kentucky, 1/2/20  
 Min ..... 32 vs. Baylor, 11/30/19

## GAME-BY-GAME

Opponent	Date	gs	min	Total		3-Pointers		Free throws		Rebounds				pf	fo	ast	to	blk	stl	pts	avg
				fg-fga	pct	3fg-fga	pct	ft-fa	pct	off	def	tot	avg								
ALABAMA STATE	11/05/19	30	3-7	.429	2-3	.667	0-0	.000	1	1	2	2.0	2	4	1	0	3	8	8.0		
at #4/5 Maryland	11/10/19	21	2-6	.333	0-1	.000	0-0	.000	1	4	5	3.5	1	0	2	0	1	4	6.0		
at Dayton	11/13/19	22	1-7	.143	0-1	.000	3-4	.750	0	4	4	3.7	1	3	3	0	1	5	5.7		
APPALACHIAN STATE	11/17/19	27	6-8	.750	2-3	.667	2-2	1.000	0	1	1	3.0	0	3	2	3	16	8.3			
USC UPSTATE	11/21/19	23	5-8	.625	5-6	.833	0-0	.000	1	4	5	3.4	0	5	3	0	3	15	9.6		
at Clemson	11/24/19	25	4-8	.500	2-6	.333	0-0	.000	0	2	2	3.2	3	4	2	0	1	10	9.7		
vs #17/23 Indiana	11/28/19	20	1-7	.143	0-5	.000	0-0	.000	1	1	2	3.0	1	3	1	0	1	2	8.6		
vs Washington State	11/29/19	25	3-7	.429	1-2	.500	2-4	.500	0	1	1	2.8	0	1	1	0	0	9	8.6		
vs #2/2 Baylor	11/30/19	32	3-6	.500	1-2	.500	1-2	.500	1	4	5	3.0	2	2	5	0	2	8	8.6		
at Temple	12/07/19	26	4-12	.333	2-5	.400	2-2	1.000	0	4	4	3.1	0	1	1	0	5	12	8.9		
PURDUE	12/15/19	29	6-11	.545	0-1	.000	3-6	.500	2	4	6	3.4	0	1	3	0	2	15	9.5		
DUKE	12/19/19	25	1-7	.143	0-2	.000	3-4	.750	0	2	2	3.3	1	2	3	0	0	5	9.1		
#25/21 SOUTH DAKOTA	12/22/19	15	2-7	.286	1-4	.250	0-0	.000	2	1	3	3.2	1	0	1	0	1	5	8.8		
#13/13 KENTUCKY	01/02/20	23	1-4	.250	0-2	.000	2-4	.500	0	1	1	3.1	1	8	3	0	3	4	8.4		
at Alabama	01/05/20	24	5-7	.714	2-4	.500	5-6	.833	0	2	2	3.0	3	2	1	0	0	17	9.0		
#21/21 ARKANSAS	01/09/20	15	2-6	.333	1-3	.333	0-0	.000	0	1	1	2.9	1	1	3	0	0	5	8.8		
at Vanderbilt	01/12/20	27	3-9	.333	0-3	.000	0-0	.000	0	1	1	2.8	1	4	2	0	3	6	8.6		
at Mizzou	01/16/20	20	2-5	.400	1-2	.500	0-2	.000	0	3	3	2.8	2	1	2	0	0	5	8.4		
#9/9 MISSISSIPPI ST	01/20/20	16	1-3	.333	0-2	.000	0-1	.000	0	1	1	2.7	0	2	2	0	0	2	8.1		
at Georgia	01/26/20	29	5-9	.556	0-0	.000	4-6	.667	0	6	6	2.9	0	6	2	0	1	14	8.4		
at Ole Miss	01/30/20	21	3-4	.750	1-2	.500	2-2	1.000	0	2	2	2.8	1	3	2	0	0	9	8.4		
#22/22 TENNESSEE	02/02/20	21	4-8	.500	1-5	.200	3-5	.600	2	0	2	2.8	0	2	0	0	2	12	8.5		
at #25/ Arkansas	02/06/20	21	4-9	.444	1-4	.250	0-0	.000	2	4	6	2.9	2	4	0	0	0	9	8.6		
#5/6 UCONN	02/10/20	17	2-3	.667	2-2	1.000	0-0	.000	1	3	4	3.0	0	0	1	0	0	6	8.5		
AUBURN	02/13/20	25	1-9	.111	1-6	.167	0-0	.000	1	3	4	3.0	0	5	1	0	2	3	8.2		
VANDERBILT	02/17/20	31	5-12	.417	1-3	.333	1-1	1.000	1	6	7	3.2	0	6	1	0	2	12	8.4		
LSU	02/20/20	26	2-8	.250	1-4	.250	2-4	.500	0	2	2	3.1	1	0	1	0	2	7	8.3		
Totals		0	636	81-197	.411	28-83	.337	35-55	.636	16	68	84	3.1	24	73	50	2	38	225	8.3	

Games played: 27  
 Minutes/game: 23.6  
 Points/game: 8.3  
 FG Pct: 41.1  
 3FG Pct: 33.7  
 FT Pct: 63.6

Rebounds/game: 3.1  
 Assists/game: 2.7  
 Turnovers/game: 1.9  
 Assist/turnover ratio: 1.5  
 Steals/game: 1.4  
 Blocks/game: 0.1







# VICTARIA SAXTON

6-2 • So. • Forward • Rome, Ga.

**5**

## Career Stats at South Carolina

Season	gp-gs	min/avg	fg-fga	pct	3fg-fga	pct	ft-fa	pct	off	def	tot	avg	pf	fo	ast	to	blk	stl	pts	avg
2018-19	28-1	291/10.4	40-70	.571	0-0	.000	36-62	.581	51	32	83	3.0	41	0	5	19	35	14	116	4.1
2019-20	27-0	411/15.2	55-96	.573	0-0	.000	36-64	.563	43	56	99	3.7	50	0	10	21	32	25	146	5.4
<b>TOTAL</b>	<b>55-1</b>	<b>702/12.8</b>	<b>95-166</b>	<b>.572</b>	<b>0-0</b>	<b>.000</b>	<b>72-126</b>	<b>.571</b>	<b>94</b>	<b>88</b>	<b>182</b>	<b>3.3</b>	<b>91</b>	<b>0</b>	<b>15</b>	<b>40</b>	<b>67</b>	<b>39</b>	<b>262</b>	<b>4.8</b>

## Career Notables

- Solid contributor in SEC action as a freshman, including earning one start
- Ranked No. 47 overall and No. 6 forward in the 2018 class
- Averaged 24.3 points and 14.9 rebounds as a senior, leading team to Georgia Class AA Final Four
- Finished high school career as Model's all-time leading scorer (2,622) and averaged a double-double throughout her career

## Season Highlights

- Quick and strong off the floor, makes her a relentless rebounder with an expanding offensive game
- In SEC, 12th in blocks per game (1.2), seventh in conference games (1.6)
- Pulled down a team-high eight rebounds against Auburn (Feb. 13) and set a new career high for SEC games with four blocks while helping keep SEC's top rebounder without a rebound in the second and third quarters
- Scored a pair of putbacks and added a free throw during 14-0 second-quarter run at Missouri (Jan. 16) that broke open a five-point game for good ... logged her first career double-double, including career-high six offensive rebounds
- Notched the first double-double of her career with 10 points and 10 rebounds at Missouri (Jan. 16)
- Scored four of her eight points at Vanderbilt (Jan. 12) during 11-0 run that closed the first half and broke open a three-point game
- Added 11 points off the bench, including 7-of-8 from the charity stripe, against #13/13 Kentucky (Jan. 2)
- Pulled down four of her five rebounds on the offensive end at Alabama (Jan. 5), which led to six Gamecock second-chance points, including four of her own
- Turned in third-straight double-digit scoring game against USC Upstate (Nov. 21), including four points in the decisive opening quarter
- Scored six of her season-high 13 points in the second quarter at Dayton (Nov. 13) to help the Gamecocks put the game out of reach

## Awards

- 2019 SEC All-Freshman Team
- 2019 SEC First-Year Academic Honor Roll

## Miscellaneous

	Season	Career	Record
<b>Double-Doubles</b>	1	1	1-0
<b>10+ Points</b>	5	7	7-0
<b>10+ Rebound</b>	1	1	1-0
<b>5+ Blocks</b>	0	1	1-0
<b>Tm-High Points</b>	0	1	1-0
<b>Tm-High Rebs.</b>	1	3	3-0

## Career Highs

<b>Pts</b>	19 at Arkansas, 2/3/19
<b>FG</b>	7 at Arkansas, 2/3/19
<b>FGA</b>	8, 2x, last vs. USC Upstate, 11/21/19
<b>FT</b>	8 vs. Georgia, 2/14/19
<b>FTA</b>	8, 3x, last vs. Vanderbilt, 2/17/20
<b>Reb</b>	10 at Missouri, 1/16/20
<b>Off Reb</b>	6 at Missouri, 1/16/20
<b>Blk</b>	5 vs. Clemson, 11/15/18
<b>Stl</b>	3, 2x, last vs. Auburn, 2/13/20
<b>Asst</b>	2, 3x, last at Ole Miss, 1/30/20
<b>Min</b>	27 vs. Kentucky, 2/21/19

## SEC Career Highs

<b>Pts</b>	19 at Arkansas, 2/3/19
<b>FG</b>	7 at Arkansas, 2/3/19
<b>FGA</b>	8 vs. Kentucky, 2/21/19
<b>FT</b>	8 vs. Georgia, 2/14/19
<b>FTA</b>	8, 3x, last vs. Vanderbilt, 2/17/20
<b>Reb</b>	10 at Missouri, 1/16/20
<b>Off Reb</b>	6 at Missouri, 1/16/20
<b>Blk</b>	4 vs. Auburn, 2/13/20
<b>Stl</b>	3 vs. Auburn, 2/13/20
<b>Asst</b>	2 at Ole Miss, 1/30/20
<b>Min</b>	27 vs. Kentucky, 2/21/19

## Season Highs

<b>Pts</b>	14 vs. USC Upstate, 11/21/19
<b>FG</b>	6 vs. USC Upstate, 11/21/19
<b>FGA</b>	8 vs. USC Upstate, 11/21/19
<b>FT</b>	7 vs. Kentucky, 1/2/20
<b>FTA</b>	8, 2x, last vs. Vanderbilt, 2/17/20
<b>Reb</b>	10 at Missouri, 1/16/20
<b>Off Reb</b>	6 at Missouri, 1/16/20
<b>Blk</b>	4, 2x, last vs. Auburn, 2/13/20
<b>Stl</b>	3 vs. Auburn, 2/13/20
<b>Asst</b>	2, 3x, last at Ole Miss, 1/30/20
<b>Min</b>	23 vs. Appalachian State, 11/17/19

## GAME-BY-GAME

Opponent	Date	gs	min	Total		3-Pointers		Free throws		Rebounds				pf	a	t/o	blk	stl	pts	avg
				fg-fga	pct	3fg-fga	pct	ft-fa	pct	off	def	tot	avg							
ALABAMA STATE	11/05/19	20	3-5	.600	0-0	.000	3-6	.500	0	5	5	5.0	3	2	3	1	1	9	9.0	
at #4/5 Maryland	11/10/19	12	1-2	.500	0-0	.000	0-0	.000	0	3	3	4.0	1	0	1	0	0	2	5.5	
at Dayton	11/13/19	19	5-7	.714	0-0	.000	3-4	.750	2	4	6	4.7	4	0	1	3	1	13	8.0	
APPALACHIAN STATE	11/17/19	23	4-6	.667	0-0	.000	2-3	.667	1	5	6	5.0	4	2	0	4	0	10	8.5	
USC UPSTATE	11/21/19	20	6-8	.750	0-0	.000	2-7	.286	5	3	8	5.6	0	0	1	2	14	9.6		
at Clemson	11/24/19	10	1-3	.333	0-0	.000	0-0	.000	2	1	3	5.2	2	0	0	0	1	2	8.3	
vs #17/23 Indiana	11/28/19	14	1-1	1.000	0-0	.000	0-0	.000	1	2	3	4.9	4	0	3	0	0	2	7.4	
vs Washington State	11/29/19	12	1-2	.500	0-0	.000	0-0	.000	2	0	2	4.5	0	0	0	0	0	2	6.8	
vs #2/2 Baylor	11/30/19	10	1-1	1.000	0-0	.000	0-0	.000	0	0	0	4.0	2	0	0	0	2	6.2		
at Temple	12/07/19	6	1-1	1.000	0-0	.000	0-0	.000	2	0	2	3.8	1	0	1	0	0	2	5.8	
PURDUE	12/15/19	13	0-4	.000	0-0	.000	0-0	.000	0	0	0	3.5	2	1	0	0	1	0	5.3	
DUKE	12/19/19	17	4-4	1.000	0-0	.000	0-2	.000	0	2	2	3.3	0	0	1	2	2	8	5.5	
#25/21 SOUTH DAKOTA	12/22/19	17	3-5	.600	0-0	.000	2-4	.500	2	2	4	3.4	3	0	1	0	0	8	5.7	
#13/13 KENTUCKY	01/02/20	19	2-2	1.000	0-0	.000	7-8	.875	0	4	4	3.4	2	0	0	0	1	11	6.1	
at Alabama	01/05/20	18	2-6	.333	0-0	.000	2-2	1.000	4	1	5	3.5	3	1	0	2	0	6	6.1	
#21/21 ARKANSAS	01/09/20	11	2-2	1.000	0-0	.000	0-0	.000	1	1	2	3.4	3	0	0	1	1	4	5.9	
at Vanderbilt	01/12/20	12	3-4	.750	0-0	.000	2-4	.500	3	0	3	3.4	3	0	0	0	1	8	6.1	
at Mizzou	01/16/20	18	4-6	.667	0-0	.000	2-4	.500	6	4	10	3.8	1	0	1	2	0	10	6.3	
#9/9 MISSISSIPPI ST	01/20/20	12	0-1	.000	0-0	.000	0-0	.000	0	0	0	3.6	0	0	1	2	0	0	5.9	
at Georgia	01/26/20	21	3-6	.500	0-0	.000	0-0	.000	1	2	3	3.6	1	0	2	3	1	6	6.0	
at Ole Miss	01/30/20	12	2-3	.667	0-0	.000	1-2	.500	2	3	5	3.6	0	2	0	0	2	5	5.9	
#22/22 TENNESSEE	02/02/20	15	1-5	.200	0-0	.000	2-4	.500	2	2	4	3.6	4	0	2	3	2	4	5.8	
at #25/- Arkansas	02/06/20	18	1-5	.200	0-0	.000	2-3	.667	3	1	4	3.7	4	1	0	0	2	4	5.7	
#5/6 UCONN	02/10/20	8	0-0	.000	0-0	.000	0-0	.000	0	0	0	3.5	0	0	1	0	0	0	5.5	
AUBURN	02/13/20	22	1-3	.333	0-0	.000	2-3	.667	2	6	8	3.7	1	0	0	4	3	4	5.4	
VANDERBILT	02/17/20	15	2-3	.667	0-0	.000	4-8	.500	2	3	5	3.7	0	0	0	3	2	8	5.5	
LSU	02/20/20	17	1-1	1.000	0-0	.000	0-0	.000	0	2	2	3.7	2	1	3	1	0	2	5.4	
<b>Totals</b>		<b>0</b>	<b>411</b>	<b>55-96</b>	<b>.573</b>	<b>0-0</b>	<b>.000</b>	<b>36-64</b>	<b>.563</b>	<b>43</b>	<b>56</b>	<b>99</b>	<b>3.7</b>	<b>50</b>	<b>10</b>	<b>21</b>	<b>32</b>	<b>25</b>	<b>146</b>	<b>5.4</b>

Games played: 27  
 Minutes/game: 15.2  
 Points/game: 5.4  
 FG Pct: 57.3  
 FT Pct: 56.3

Rebounds/game: 3.7  
 Assists/game: 0.4  
 Turnovers/game: 0.8  
 Assist/turnover ratio: 0.5  
 Steals/game: 0.9  
 Blocks/game: 1.2



# OLIVIA THOMPSON

5-8 • Fr. • Guard • Lexington, S.C.



## Career Stats at South Carolina

Season	gp-gs	min/avg	fg-fga	pct	3fg-fga	pct	ft-fta	pct	off	def	tot	avg	pf	fo	ast	to	blk	stl	pts	avg
2019-20	17-0	92/5.4	11-37	.297	9-32	.281	0-0	.000	0	3	3	0.2	5	0	5	3	1	0	31	1.8
TOTAL	17-0	92/5.4	11-37	.297	9-32	.281	0-0	.000	0	3	3	0.2	5	0	5	3	1	0	31	1.8

## High School Notables

- Is among the most prolific 3-point shooters in South Carolina prep girls' basketball history, including her 105 3s in 2017-18 to rank second all-time in the state
- Claimed All-State honors from the South Carolina Basketball Coaches Association (SCBCA) each of her last three seasons (2017, 2018, 2019) and was a USA Today All-South Carolina First Team selection as a senior (2019)
- Finished her career as the all-time leading scorer in Lexington High School history
- Helped Lexington to Region 5 5A championship as a senior (2018-19) behind her 19.2 points per game

## Season Highlights

- Solid outside shooter
- Has hit at least one 3-pointer in seven of her 17 games played
- Played career-high 14 minutes at Ole Miss (Jan. 30), hitting a 3 in the third and fourth quarters
- Saw her earliest action of the season with four second-quarter minutes at Alabama (Jan. 5), hitting a 3
- Made an ideal debut in front of the hometown crowd against Alabama State (Nov. 5), scoring seven of her 10 fourth-quarter points in a 38-second span

## Awards

- SCBCA Class 5A Player of the Year (2019)
- SC HS Sports Report co-Statewide Player of the Year (2019)

## Miscellaneous

	Season	Career	Record
10+ Points	1	1	1-0

## Career Highs

- Pts ..... 10 vs. Alabama State, 11/5/19
- FG ..... 4 vs. Alabama State, 11/5/19
- FGA ..... 7 vs. Alabama State, 11/5/19
- 3FG ..... 2, 2x, last at Ole Miss, 1/30/20
- 3FGA ..... 6 at Ole Miss, 1/30/20
- FT .....
- FTA .....
- Reb ..... 1, 2x, last at Ole Miss, 1/30/20
- Blk ..... 1 vs. Clemson, 11/24/19
- Stl .....
- Asst ..... 2 vs. USC Upstate, 11/21/19
- Min ..... 14 at Ole Miss, 1/30/20

## SEC Career Highs

- Pts ..... 6 at Ole Miss, 1/30/20
- FG ..... 2 at Ole Miss, 1/30/20
- FGA ..... 6 at Ole Miss, 1/30/20
- 3FG ..... 2 at Ole Miss, 1/30/20
- 3FGA ..... 6 at Ole Miss, 1/30/20
- FT .....
- FTA .....
- Reb ..... 1, 2x, last vs. Tennessee, 2/2/20
- Stl .....
- Asst ..... 1, 2x, vs. Vanderbilt, 2/17/20
- Min ..... 14 at Ole Miss, 1/30/20

## GAME-BY-GAME

Opponent	Date	gs	min	Total		3-Pointers		Free throws		Rebounds				pf	a	t/o	blk	stl	pts	avg
				fg-fga	pct	3fg-fga	pct	ft-fta	pct	off	def	tot	avg							
ALABAMA STATE	11/05/19	7	4-7	.571	2-5	.400	0-0	.000	0	0	0	0.0	0	1	0	0	0	0	10	10.0
at Dayton	11/13/19	4	0-0	.000	0-0	.000	0-0	.000	0	0	0	0.0	0	0	0	0	0	0	0	5.0
APPALACHIAN STATE	11/17/19	6	0-1	.000	0-1	.000	0-0	.000	0	0	0	0.0	0	0	0	0	0	0	0	3.3
USC UPSTATE	11/21/19	10	1-5	.200	1-3	.333	0-0	.000	0	1	1	0.3	0	2	1	0	0	0	3	3.3
at Clemson	11/24/19	7	1-2	.500	1-2	.500	0-0	.000	0	0	0	0.2	0	0	0	1	0	0	3	3.2
PURDUE	12/15/19	4	1-2	.500	1-2	.500	0-0	.000	0	0	0	0.2	1	0	0	0	0	0	3	3.2
DUKE	12/19/19	6	1-2	.500	1-2	.500	0-0	.000	0	0	0	0.1	0	0	0	0	0	0	3	3.1
#25/21 SOUTH DAKOTA	12/22/19	1	0-0	.000	0-0	.000	0-0	.000	0	0	0	0.1	0	0	0	0	0	0	0	2.8
#13/13 KENTUCKY	01/02/20	1	0-0	.000	0-0	.000	0-0	.000	0	0	0	0.1	0	0	1	0	0	0	0	2.4
at Alabama	01/05/20	4	1-1	1.000	1-1	1.000	0-0	.000	0	0	0	0.1	1	0	0	0	0	0	3	2.5
at Vanderbilt	01/12/20	7	0-2	.000	0-2	.000	0-0	.000	0	0	0	0.1	1	0	0	0	0	0	0	2.3
at Mizzou	01/16/20	3	0-1	.000	0-1	.000	0-0	.000	0	0	0	0.1	0	0	0	0	0	0	0	2.1
at Georgia	01/26/20	3	0-1	.000	0-1	.000	0-0	.000	0	0	0	0.1	0	0	0	0	0	0	0	1.9
at Ole Miss	01/30/20	14	2-6	.333	2-6	.333	0-0	.000	0	1	1	0.1	2	1	1	0	0	0	6	2.2
#22/22 TENNESSEE	02/02/20	2	0-0	.000	0-0	.000	0-0	.000	0	1	1	0.2	0	0	0	0	0	0	0	2.1
AUBURN	02/13/20	3	0-1	.000	0-1	.000	0-0	.000	0	0	0	0.2	0	0	0	0	0	0	0	1.9
VANDERBILT	02/17/20	10	0-6	.000	0-5	.000	0-0	.000	0	0	0	0.2	0	1	0	0	0	0	0	1.8
Totals		0	92	11-37	.297	9-32	.281	0-0	.000	0	3	3	0.2	5	5	3	1	0	31	1.8

Games played: 17  
 Minutes/game: 5.4  
 Points/game: 1.8  
 FG Pct: 29.7  
 3FG Pct: 28.1

Rebounds/game: 0.2  
 Assists/game: 0.3  
 Turnovers/game: 0.2  
 Assist/turnover ratio: 1.7  
 Blocks/game: 0.1



# ELYSA WESOLEK

6-1 • So. • Forward • Charleston, S.C.

# 32

## Career Stats at South Carolina

Season	gp-gs	min/avg	fg-fga	pct	3fg-fga	pct	ft-fa	pct	off	def	tot	avg	pf	fo	ast	to	blk	stl	pts	avg
2018-19	12-0	52/4.3	7-20	.350	3-10	.300	6-7	.857	8	2	10	0.8	14	0	2	4	1	1	23	1.9
2019-20	15-0	84/5.6	9-25	.360	4-12	.333	2-2	1.000	3	11	14	0.9	10	0	4	7	1	3	24	1.6
<b>TOTAL</b>	<b>27-0</b>	<b>136/5.0</b>	<b>16-45</b>	<b>.356</b>	<b>7-22</b>	<b>.318</b>	<b>8-9</b>	<b>.889</b>	<b>11</b>	<b>13</b>	<b>24</b>	<b>0.9</b>	<b>24</b>	<b>0</b>	<b>6</b>	<b>11</b>	<b>2</b>	<b>4</b>	<b>47</b>	<b>1.7</b>

## Career Notables

- Played in 12 of team's 33 games, including three SEC outings and two NCAA Tournament contests as a freshman
- Four-year starter at Northwood Academy including three seasons winning South Carolina Independent School Association (SCISA) 3A state championship (2015, 2016, 2017)
- Amassed over 1,000 points in her high school career, including averaging 18.5 points as a senior

## Season Highlights

- Has played in 15 games, including three games of double-digit minutes
- Matched her SEC career high with five points against Vanderbilt (Feb. 17) and at Ole Miss (Jan. 30)
- Had a perfect shooting night against Alabama State (Nov. 5) in season opener

## Awards

SEC First-Year Academic Honor Roll

### High School

SCISA Miss Basketball (2018)  
SCISA 3A Player of the Year (2017)

## Miscellaneous

	Season	Career	Record
<b>10+ Points</b>	0	1	1-0

## Career Highs

**Pts** ..... 10 vs. ETSU, 11/22/18  
**FG** ..... 3, 2x, last vs. Alabama State, 11/5/19  
**FGA** ..... 5 at Alabama State, 11/11/18  
**3FG** ..... 2 vs. ETSU, 11/22/18  
**3FGA** ..... 3 at Alabama State, 11/11/18  
**FT** ..... 3 at Alabama State, 11/11/18  
**FTA** ..... 3 at Alabama State, 11/11/18  
**Reb** ..... 2, 8x, last vs. Auburn, 2/13/20  
**Stl** ..... 2 vs. USC Upstate, 11/21/19  
**Asst** ..... 1, 6x, last at Missouri, 1/16/20  
**Min** ..... 10, 2x, last at Ole Miss, 1/30/20

## SEC Career Highs

**Pts** ..... 5, 2x, last vs. Vanderbilt, 2/17/20  
**FG** ..... 2 vs. Vanderbilt, 2/17/20  
**FGA** ..... 3, 3x, last vs. Vanderbilt, 2/17/20  
**3FG** ..... 1 at Ole Miss, 1/30/20  
**3FGA** ..... 2 at Ole Miss, 1/30/20  
**FT** ..... 2 at Ole Miss, 1/30/20  
**FTA** ..... 2 at Ole Miss, 1/30/20  
**Reb** ..... 2, 2x, last vs. Auburn, 2/13/20  
**Stl** ..... 1 at Missouri, 1/16/20  
**Asst** ..... 1 at Missouri, 1/16/20  
**Min** ..... 10 at Ole Miss, 1/30/20

## Season Highs

**Pts** ..... 7 vs. Alabama State, 11/5/19  
**FG** ..... 3 vs. Alabama State, 11/5/19  
**FGA** ..... 3, 2x, last vs. Vanderbilt, 2/17/20  
**3FG** ..... 1, 3x, last at Ole Miss, 1/30/20  
**3FGA** ..... 2, 3x, last vs. Vanderbilt, 2/17/20  
**FT** ..... 2 at Ole Miss, 1/30/20  
**FTA** ..... 2 at Ole Miss, 1/30/20  
**Reb** ..... 2, 5x, last vs. Auburn, 2/13/20  
**Off Reb** ..... 1, 2x, last at Clemson  
**Stl** ..... 2 vs. USC Upstate, 11/21/19  
**Asst** ..... 1, 4x, last at Missouri, 1/16/20  
**Min** ..... 10, 2x, last at Ole Miss, 1/30/20

## GAME-BY-GAME

Opponent	Date	gs	min	Total		3-Pointers		Free throws		Rebounds			pf	a	t/o	blk	stl	pts	avg	
				fg-fga	pct	3fg-fga	pct	ft-fa	pct	off	def	tot								avg
ALABAMA STATE	11/05/19	6	3-3	1.000	1-1	1.000	0-0	.000	0	1	1	1.0	2	1	1	0	1	7	7.0	
at Dayton	11/13/19	5	0-1	.000	0-1	.000	0-0	.000	0	1	1	1.0	0	0	0	0	0	3.5		
APPALACHIAN STATE	11/17/19	8	0-2	.000	0-1	.000	0-0	.000	0	0	0	0.7	1	0	1	0	0	2.3		
USC UPSTATE	11/21/19	10	0-3	.000	0-1	.000	0-0	.000	1	1	2	1.0	0	0	1	0	2	1.8		
at Clemson	11/24/19	8	1-3	.333	1-2	.500	0-0	.000	1	1	2	1.2	0	1	1	0	3	2.0		
DUKE	12/19/19	6	0-2	.000	0-1	.000	0-0	.000	0	2	2	1.3	1	1	1	0	0	1.7		
#25/21 SOUTH DAKOTA	12/22/19	1	0-0	.000	0-0	.000	0-0	.000	0	0	0	1.1	0	0	0	0	0	1.4		
#13/13 KENTUCKY	01/02/20	2	0-0	.000	0-0	.000	0-0	.000	0	0	0	1.0	1	0	0	0	0	1.3		
at Vanderbilt	01/12/20	8	1-2	.500	0-0	.000	0-0	.000	1	1	2	1.1	0	0	1	0	2	1.3		
at Mizzou	01/16/20	2	0-1	.000	0-0	.000	0-0	.000	0	0	0	1.0	1	1	1	0	0	1.2		
at Georgia	01/26/20	3	0-0	.000	0-0	.000	0-0	.000	0	0	0	0.9	1	0	0	0	0	1.1		
at Ole Miss	01/30/20	10	1-3	.333	1-2	.500	2-2	1.000	0	1	1	0.9	1	0	0	1	5	1.4		
#22/22 TENNESSEE	02/02/20	1	1-2	.500	0-1	.000	0-0	.000	0	0	0	0.8	0	0	0	0	0	1.5		
AUBURN	02/13/20	2	0-0	.000	0-0	.000	0-0	.000	0	2	2	0.9	0	0	0	0	0	1.4		
VANDERBILT	02/17/20	12	2-3	.667	1-2	.500	0-0	.000	0	1	1	0.9	2	0	0	0	5	1.6		
<b>Totals</b>		<b>0</b>	<b>84</b>	<b>9-25</b>	<b>.360</b>	<b>4-12</b>	<b>.333</b>	<b>2-2</b>	<b>1.000</b>	<b>3</b>	<b>11</b>	<b>14</b>	<b>0.9</b>	<b>10</b>	<b>4</b>	<b>7</b>	<b>1</b>	<b>3</b>	<b>24</b>	<b>1.6</b>

Games played: 15  
 Minutes/game: 5.6  
 Points/game: 1.6  
 FG Pct: 36.0  
 3FG Pct: 33.3  
 FT Pct: 100.0

Rebounds/game: 0.9  
 Assists/game: 0.3  
 Turnovers/game: 0.5  
 Assist/turnover ratio: 0.6  
 Steals/game: 0.2  
 Blocks/game: 0.1

Official Basketball Box Score -- Game Totals -- Final Statistics
Alabama State vs #8/10 South Carolina
11/05/19 7 p.m. at Columbia, S.C./Colonial Life Arena

Alabama State 43 • 0-1

Table with columns: #, Player, FG-FGA, 3-Ptr, FT-FTA, Rebounds, PF, TP, A TO Blk Stl, Min. Rows include Smith, Aniyah, Clark, Zomoria, Emmanuel, Ayana, Crawford, Jayla, Lee, Courtney, Nelson, Aliyah, Howard, Kayauna, Aikerson, Taylor, Randle, Derezea, White, Hannah, Harvey, Victoria, Team, Totals.

1st - FG %: 5-18 27.8% 2nd: 5-18 27.8% 3rd: 2-15 13.3% 4th: 2-18 11.1% Game: 14-69 20.3% Deadball Rebounds 4,1

#8/10 South Carolina 103 • 1-0

Table with columns: #, Player, FG-FGA, 3-Ptr, FT-FTA, Rebounds, PF, TP, A TO Blk Stl, Min. Rows include BOSTON, Aliyah, HERBERT HARRIGAN, COOKE, Zia, BEAL, Brea, HARRIS, Tyasha, THOMPSON, Olivia, HENDERSON, Destanni, SAXTON, Victoria, AMIHERE, Laeticia, GRISSETT, LeLe, WESOLEK, Elysa, Team, Totals.

1st - FG %: 6-19 31.6% 2nd: 9-20 45.0% 3rd: 12-21 57.1% 4th: 10-15 66.7% Game: 37-75 49.3% Deadball Rebounds 6,3

Officials: Beverly Roberts, Marcus Clayton, Troy Winders
Technical fouls: Alabama State-Clark,Zomoria. #8/10 South Carolina-None.
Attendance: 10586

Score by periods table with columns: 1st, 2nd, 3rd, 4th, Total. Rows for Alabama State and #8/10 South Carolina.

Last FG - ALAST 4th-00:19, SC 4th-00:55.
Largest lead - ALAST None, SC by 62 4th-00:55.
ALAST led for 00:00. SC led for 38:57. Game was tied for 01:03.

Official Basketball Box Score -- Game Totals -- Final Statistics
#8/10 South Carolina vs #4/5 Maryland
11/10/19 3 p.m. at College Park, Md./XFINITY Center

#8/10 South Carolina 63 • 2-0,0-0 SEC

Table with columns: #, Player, FG-FGA, 3-Ptr, FT-FTA, Rebounds, PF, TP, A TO Blk Stl, Min. Rows include BOSTON, Aliyah, HERBERT HARRIGAN, COOKE, Zia, BEAL, Brea, HARRIS, Tyasha, HENDERSON, Destanni, SAXTON, Victoria, AMIHERE, Laeticia, GRISSETT, LeLe, Team, Totals.

1st - FG %: 6-13 46.2% 2nd: 6-16 37.5% 3rd: 4-18 22.2% 4th: 3-13 23.1% Game: 19-60 31.7% Deadball Rebounds 5

#4/5 Maryland 54 • 1-1,0-0 Big Ten

Table with columns: #, Player, FG-FGA, 3-Ptr, FT-FTA, Rebounds, PF, TP, A TO Blk Stl, Min. Rows include Stephanie Jones, Kaila Charles, Taylor Mikesell, Diamond Miller, Ashley Owusu, Shakira Austin, Faith Masonius, Blair Watson, Sara Vujacic, Team, Totals.

1st - FG %: 7-15 46.7% 2nd: 4-20 20.0% 3rd: 4-18 22.2% 4th: 7-17 41.2% Game: 22-70 31.4% Deadball Rebounds 2

Officials: Tiara Cruse,Gina Cross,Tina Napier
Technical fouls: #8/10 South Carolina-None. #4/5 Maryland-None.
Attendance: 7447

2019-20 Women's Basketball. Round: 0. Maryland vs South Carolina. Played at XF

Score by periods table with columns: 1st, 2nd, 3rd, 4th, Total. Rows for #8/10 South Carolina and #4/5 Maryland.

Last FG - SC 4th-01:07, MD 4th-00:21.
Largest lead - SC by 14 3rd-08:06, MD None.
SC led for 38:30. MD led for 00:00. Game was tied for 01:30.

Official Basketball Box Score -- Game Totals -- Final Statistics
#6/10 South Carolina vs Dayton
11/13/19 7 p.m. at Dayton, Ohio/UD Arena

#6/10 South Carolina 75 • 3-0,0-0 SEC

Table with columns: #, Player, FG-FGA, 3-Ptr, FT-FTA, Rebounds, PF, TP, A TO Blk Stl, Min. Rows include BOSTON, Aliyah, HERBERT HARRIGAN, COOKE, Zia, BEAL, Brea, HARRIS, Tyasha, THOMPSON, Olivia, HENDERSON, Destanni, SAXTON, Victoria, AMIHERE, Laeticia, GRISSETT, LeLe, WESOLEK, Elysa, Team, Totals.

1st - FG %: 7-13 53.8% 2nd: 8-14 57.1% 3rd: 6-20 30.0% 4th: 7-13 53.8% Game: 28-60 46.7% Deadball Rebounds 4,1

Dayton 49 • 2-1,0-0 Atlantic

Table with columns: #, Player, FG-FGA, 3-Ptr, FT-FTA, Rebounds, PF, TP, A TO Blk Stl, Min. Rows include Kyla Whitehead, Julia Chandler, Aranon Bradshaw, Shakeela Fowler, Jayla Scaife, Brittany Ward, Christine Szabo, Jenna Giaccone, Ella Skeens, Erin Whalen, Mariah Perez, Team, Totals.

1st - FG %: 2-15 13.3% 2nd: 4-18 22.2% 3rd: 4-20 20.0% 4th: 6-19 31.6% Game: 16-72 22.2% Deadball Rebounds 5

Officials: Maggie Tieman,Saif Esho,Bruce Morris
Technical fouls: #6/10 South Carolina-None. Dayton-None.
Attendance: 2331

2019-20 Women's Basketball. Round: 0. Dayton vs South Carolina. Played at Univ

Score by periods table with columns: 1st, 2nd, 3rd, 4th, Total. Rows for #6/10 South Carolina and Dayton.

Last FG - SC 4th-01:28, UD 4th-01:04.
Largest lead - SC by 29 3rd-03:28, UD by 1 1st-07:58.
SC led for 37:31. UD led for 00:13. Game was tied for 02:16.

Official Basketball Box Score -- Game Totals -- Final Statistics
Appalachian State vs #6/10 South Carolina
11/17/19 2 p.m. at Columbia, S.C./Colonial Life Arena

Appalachian State 50 • 0-3

Table with columns: #, Player, FG-FGA, 3-Ptr, FT-FTA, Rebounds, PF, TP, A TO Blk Stl, Min. Rows include Gosnell,Lainey, Plummer,Bayley, Porter,Michaela, Hampton,Armani, Bigott,Brooke, Galve,Nora, McDonald,Haile, Christ,Jackie, Team, Totals.

1st - FG %: 1-18 5.6% 2nd: 2-11 18.2% 3rd: 8-16 50.0% 4th: 7-22 31.8% Game: 18-67 26.9% Deadball Rebounds 3,1

#6/10 South Carolina 92 • 4-0

Table with columns: #, Player, FG-FGA, 3-Ptr, FT-FTA, Rebounds, PF, TP, A TO Blk Stl, Min. Rows include BOSTON, Aliyah, HERBERT HARRIGAN, COOKE, Zia, BEAL, Brea, HARRIS, Tyasha, THOMPSON, Olivia, HENDERSON, Destanni, SAXTON, Victoria, GRISSETT, LeLe, WESOLEK, Elysa, Team, Totals.

1st - FG %: 14-22 63.6% 2nd: 8-19 42.1% 3rd: 9-14 64.3% 4th: 6-11 54.5% Game: 37-66 56.1% Deadball Rebounds 4

Officials: Eric Brewton, Kylie Galloway, Natasha Camy
Technical fouls: Appalachian State-None. #6/10 South Carolina-None.
Attendance: 10498

Score by periods table with columns: 1st, 2nd, 3rd, 4th, Total. Rows for Appalachian State and #6/10 South Carolina.

Last FG - APP 4th-00:28, SC 4th-04:55.
Largest lead - APP None, SC by 50 4th-07:15.
APP led for 00:00. SC led for 39:39. Game was tied for 00:08.

Official Basketball Box Score -- Game Totals -- Final Statistics
USC Upstate vs #5/6 South Carolina
11/21/19 7 p.m. at Columbia, S.C./Colonial Life Arena

USC Upstate 32 • 3-3

Table with columns: #, Player, FG-FGA, 3-Ptr, Rebounds, PF, TP, A TO Blk Stl, Min. Rows include MOORE, Quadajah; GIBBONS, Michaela; POPPLEWELL, Riley; LEWIS, Brianna; LOGAN, Jada; JEFFERSON, Breanna; KUZMINA, Anda; FLANTOS, Lillian; TIMBERLAKE, Maya; PANUFNIK, Natalia; KIRKWOOD, Kathryn; Team; Totals.

Summary statistics table with columns: 1st, 2nd, 3rd, 4th, Game, Deadball Rebounds. Includes FG%, 3FG%, FT%, and other stats.

#5/6 South Carolina 112 • 5-0

Table with columns: #, Player, FG-FGA, 3-Ptr, Rebounds, PF, TP, A TO Blk Stl, Min. Rows include BOSTON, Aliyah; HERBERT HARRIGAN, f; COOKE, Zia; BEAL, Brea; HARRIS, Tyasha; THOMPSON, Olivia; HENDERSON, Destanni; SAXTON, Victoria; AMIHERE, Laeticia; GRISSETT, LeLe; WESOLEK, Elysa; Team; Totals.

Summary statistics table with columns: 1st, 2nd, 3rd, 4th, Game, Deadball Rebounds. Includes FG%, 3FG%, FT%, and other stats.

Officials: Michael McConnell, Troy Winders, Blanca Burns
Technical fouls: USC Upstate-TEAM. #5/6 South Carolina-None.
Attendance: 10052

Score by periods table with columns: 1st, 2nd, 3rd, 4th, Total. Rows for USC Upstate and #5/6 South Carolina.

Last FG - USC Upstate 4th-06:14, SC 4th-02:14.
Largest lead - USC None, SC by 80 4th-00:31.
USCU led for 00:00. SC led for 40:00. Game was tied for 00:00.

Points In Off 2nd Fast Bench table with columns: Points, In, Off, 2nd, Fast, Bench. Rows for USC Upstate and #5/6 South Carolina.

Score tied - 0 times.
Lead changed - 0 times.

Official Basketball Box Score -- Game Totals -- Final Statistics
#5/6 South Carolina vs Clemson
11/24/19 2 p.m. at Clemson, S.C./Littlejohn Coliseum

#5/6 South Carolina 84 • 6-0,0-0 SEC

Table with columns: #, Player, FG-FGA, 3-Ptr, Rebounds, PF, TP, A TO Blk Stl, Min. Rows include BOSTON, Aliyah; HERBERT HARRIGAN, f; COOKE, Zia; BEAL, Brea; HARRIS, Tyasha; THOMPSON, Olivia; HENDERSON, Destanni; SAXTON, Victoria; AMIHERE, Laeticia; GRISSETT, LeLe; WESOLEK, Elysa; Team; Totals.

Summary statistics table with columns: 1st, 2nd, 3rd, 4th, Game, Deadball Rebounds. Includes FG%, 3FG%, FT%, and other stats.

Clemson 48 • 2-4,0-0 ACC

Table with columns: #, Player, FG-FGA, 3-Ptr, Rebounds, PF, TP, A TO Blk Stl, Min. Rows include Amari Robinson; Hannah Hank; Tyler Bennett; Kendall Spray; Shania Meertens; Destiny Thomas; Kaylee Sticker; Skylar Blackstock; Danae McNeal; Mikayla Hayes; Chyna Cotton; Kobi Thornton; Team; Totals.

Summary statistics table with columns: 1st, 2nd, 3rd, 4th, Game, Deadball Rebounds. Includes FG%, 3FG%, FT%, and other stats.

Officials: Daryl Humphrey, Eric Brewton, Dee Kantner
Technical fouls: #5/6 South Carolina-None. Clemson-None.
Attendance: 2830

Score by periods table with columns: 1st, 2nd, 3rd, 4th, Total. Rows for #5/6 South Carolina and Clemson.

Last FG - SC 4th-01:14, Clem 4th-00:27.
Largest lead - SC by 39 4th-09:16, Clem None.
SC led for 00:00. Clem led for 00:00. Game was tied for 00:00.

Points In Off 2nd Fast Bench table with columns: Points, In, Off, 2nd, Fast, Bench. Rows for #5/6 South Carolina and Clemson.

Score tied - 0 times.
Lead changed - 0 times.

Official Basketball Box Score -- Game Totals -- Final Statistics
#17/23 Indiana vs #5/6 South Carolina
11/28/19 9:10 p.m.AST at St. Thomas, U.S. Virgin Islands

#17/23 Indiana 71 • 5-0

Table with columns: #, Player, FG-FGA, 3-Ptr, Rebounds, PF, TP, A TO Blk Stl, Min. Rows include GULBE, Aleska; WISE, Brenna; PENN, Jaelynn; PATBERG, Ali; BERGER, Grace; WILSON, Chanel; ALLEN, Jorie; HOLMES, Mackenzie; Team; Totals.

Summary statistics table with columns: 1st, 2nd, 3rd, 4th, Game, Deadball Rebounds. Includes FG%, 3FG%, FT%, and other stats.

#5/6 South Carolina 57 • 6-1

Table with columns: #, Player, FG-FGA, 3-Ptr, Rebounds, PF, TP, A TO Blk Stl, Min. Rows include BOSTON, Aliyah; HERBERT HARRIGAN, f; COOKE, Zia; BEAL, Brea; HARRIS, Tyasha; HENDERSON, Destanni; SAXTON, Victoria; AMIHERE, Laeticia; GRISSETT, LeLe; Team; Totals.

Summary statistics table with columns: 1st, 2nd, 3rd, 4th, Game, Deadball Rebounds. Includes FG%, 3FG%, FT%, and other stats.

Officials: Denise Brooks, Ed Sidlasky, Brandon Entlerline
Technical fouls: #17/23 Indiana-None. #5/6 South Carolina-None.
Attendance: 1924
2019 U.S. Virgin Islands Paradise Jam Women's Basketball Tournament.
REEF DIVISION
PRESENTED BY BASKETBALL TRAVELERS

Score by periods table with columns: 1st, 2nd, 3rd, 4th, Total. Rows for #17/23 Indiana and #5/6 South Carolina.

Last FG - IU 4th-00:02, SC 4th-04:18.
Largest lead - IU by 14 4th-00:02, SC by 5 1st-09:07.
IU led for 24:11. SC led for 12:20. Game was tied for 03:29.

Points In Off 2nd Fast Bench table with columns: Points, In, Off, 2nd, Fast, Bench. Rows for #17/23 Indiana and #5/6 South Carolina.

Score tied - 6 times.
Lead changed - 9 times.

Official Basketball Box Score -- Game Totals -- Final Statistics
#5/6 South Carolina vs Washington State
11/29/19 9 p.m. at St. Thomas, U.S. Virgin Islands

#5/6 South Carolina 68 • 7-1

Table with columns: #, Player, FG-FGA, 3-Ptr, Rebounds, PF, TP, A TO Blk Stl, Min. Rows include BOSTON, Aliyah; HERBERT HARRIGAN, f; COOKE, Zia; BEAL, Brea; HARRIS, Tyasha; HENDERSON, Destanni; SAXTON, Victoria; AMIHERE, Laeticia; GRISSETT, LeLe; Team; Totals.

Summary statistics table with columns: 1st, 2nd, 3rd, 4th, Game, Deadball Rebounds. Includes FG%, 3FG%, FT%, and other stats.

Washington State 53 • 4-2

Table with columns: #, Player, FG-FGA, 3-Ptr, Rebounds, PF, TP, A TO Blk Stl, Min. Rows include LEVY, Shir; MOTUGA, Ula; HRISTOVA, Borislava; NANKERVIS, Emma; MOLINA, Chanelle; MUZET, Johanna; MOLINA, Celena; MOLINA, Cherilyn; SUBASIC, Jovana; MUREKATETE, Bella; Team; Totals.

Summary statistics table with columns: 1st, 2nd, 3rd, 4th, Game, Deadball Rebounds. Includes FG%, 3FG%, FT%, and other stats.

Officials: Eric Brewton, Malisa Green, Kelsey Reynolds
Technical fouls: #5/6 South Carolina-None. Washington State-None.
Attendance: 1806
2019 U.S. Virgin Islands Paradise Jam Women's Basketball Tournament.
REEF DIVISION
PRESENTED BY BASKETBALL TRAVELERS

Score by periods table with columns: 1st, 2nd, 3rd, 4th, Total. Rows for #5/6 South Carolina and Washington State.

Last FG - SC 4th-01:06, WSU 4th-01:37.
Largest lead - SC by 19 2nd-08:21, WSU None.
SC led for 39:27. WSU led for 00:00. Game was tied for 00:33.

Points In Off 2nd Fast Bench table with columns: Points, In, Off, 2nd, Fast, Bench. Rows for #5/6 South Carolina and Washington State.

Score tied - 0 times.
Lead changed - 0 times.

Official Basketball Box Score -- Game Totals -- Final Statistics
#5/6 South Carolina vs #2/2 Baylor
11/30/19 9:00 p.m.AST at St. Thomas, U.S. Virgin Islands

#5/6 South Carolina 74 • 8-1

Table with columns: #, Player, FG-FGA, 3-Ptr, FT-FTA, Rebounds, PF, TP, A TO Blk Stl, Min. Rows include Boston, Aliyah, Herbert HARRIGAN, Harris, Tyasha, Cooke, Zia, BEAL, Brea, HENDERSON, Destanni, SEXTON, Victoria, AMIHERE, Laeticia, GRISSETT, LeLe, Team, and Totals.

Summary statistics table with columns: 1st-FG %, 2nd-FG %, 3rd-FG %, 4th-FG %, Game, Deadball Rebounds. Values: 1st-FG %: 8-17 47.1%, 2nd-FG %: 7-11 63.6%, 3rd-FG %: 5-13 38.5%, 4th-FG %: 8-12 66.7%, Game: 28-53 52.8%, Deadball Rebounds: 4-1.

#2/2 Baylor 59 • 7-1

Table with columns: #, Player, FG-FGA, 3-Ptr, FT-FTA, Rebounds, PF, TP, A TO Blk Stl, Min. Rows include Smith, NaLyssa, EGBO, Queen, RICHARDS, DiDi, COOPER, Te'a, LANDRUM, Juicy, OLIVER, Jordyn, URSIN, Moon, DeGRATE, Erin, BICKLE, Caitlin, Team, and Totals.

Summary statistics table with columns: 1st-FG %, 2nd-FG %, 3rd-FG %, 4th-FG %, Game, Deadball Rebounds. Values: 1st-FG %: 8-20 40.0%, 2nd-FG %: 7-19 36.8%, 3rd-FG %: 4-13 30.8%, 4th-FG %: 5-17 29.4%, Game: 24-69 34.8%, Deadball Rebounds: 6-2.

Officials: Dee Kantner, Eric Brewton, Nykesha Thompson
Technical fouls: #5/6 South Carolina-None, #2/2 Baylor-None.
Attendance: 2424
2019 U.S. Virgin Islands Paradise Jam Women's Basketball Tournament
REEF DIVISION
PRESENTED BY BASKETBALL TRAVELERS

Score by periods table with columns: 1st, 2nd, 3rd, 4th, Total. Rows: #5/6 South Carolina (22, 16, 13, 23, 74), #2/2 Baylor (19, 16, 13, 11, 59).

Last FG - SC 4th-00:01, BAY 4th-03:41.
Largest lead - SC by 15 4th-00:01, BAY by 6 1st-07:40.
SC led for 29:59, BAY led for 07:31. Game was tied for 01:51.

Score tied - 2 times.
Lead changed - 1 time.

Official Basketball Box Score -- Game Totals -- Final Statistics
#6/7 South Carolina vs Temple
12/07/19 3 p.m. at McGonigle Hall / Philadelphia, PA

#6/7 South Carolina 78 • 9-1,0-0 SEC

Table with columns: #, Player, FG-FGA, 3-Ptr, FT-FTA, Rebounds, PF, TP, A TO Blk Stl, Min. Rows include Boston, Aliyah, Herbert HARRIGAN, Cooke, Zia, BEAL, Brea, HARRIS, Tyasha, HENDERSON, Destanni, SEXTON, Victoria, AMIHERE, Laeticia, GRISSETT, LeLe, Team, and Totals.

Summary statistics table with columns: 1st-FG %, 2nd-FG %, 3rd-FG %, 4th-FG %, Game, Deadball Rebounds. Values: 1st-FG %: 9-20 45.0%, 2nd-FG %: 5-18 27.8%, 3rd-FG %: 4-8 50.0%, 4th-FG %: 1-2 50.0%, Game: 27-77 35.1%, Deadball Rebounds: 8-16 44.4%.

Temple 71 • 5-5,0-1 AAC

Table with columns: #, Player, FG-FGA, 3-Ptr, FT-FTA, Rebounds, PF, TP, A TO Blk Stl, Min. Rows include Mia Davis, Shannen Atkinson, Lena Niang, Asonah Alexander, Marissa Mackins, Rayniah Walker, Emani Mayo, Alexa Williamson, Team, and Totals.

Summary statistics table with columns: 1st-FG %, 2nd-FG %, 3rd-FG %, 4th-FG %, Game, Deadball Rebounds. Values: 1st-FG %: 6-16 37.5%, 2nd-FG %: 7-17 41.2%, 3rd-FG %: 5-18 27.8%, 4th-FG %: 8-20 40.0%, Game: 26-71 36.6%, Deadball Rebounds: 3-11 72.7%.

Officials: Pualani Spurlock, Cameron Inouye, Joseph Vaszily
Technical fouls: #6/7 South Carolina-None, Temple-None.
Attendance: 1802

Score by periods table with columns: 1st, 2nd, 3rd, 4th, Total. Rows: #6/7 South Carolina (22, 15, 16, 25, 78), Temple (15, 18, 16, 22, 71).

Last FG - SC 4th-00:04, Temple 4th-00:00.
Largest lead - SC by 15 4th-04:21, Temple by 2 3rd-08:18.
SC led for 34:55, Temple led for 02:28. Game was tied for 02:37.

Score tied - 7 times.
Lead changed - 6 times.

Official Basketball Box Score -- Game Totals -- Final Statistics
Purdue vs #5/6 South Carolina
12/15/19 2 p.m. at Columbia, S.C./Colonial Life Arena

Purdue 49 • 7-3

Table with columns: #, Player, FG-FGA, 3-Ptr, FT-FTA, Rebounds, PF, TP, A TO Blk Stl, Min. Rows include Harris, Ae'rianna, Diagne, Fatou, McLaughlin, Karissa, Oden, Dominique, Farquhar, Tamara, Whilby, Lyndsey, Hardin, Cassidy, Makolo, Roxane, Grant, Jenelle, Traylor, Kayana, Woltman, Rickie, Team, and Totals.

Summary statistics table with columns: 1st-FG %, 2nd-FG %, 3rd-FG %, 4th-FG %, Game, Deadball Rebounds. Values: 1st-FG %: 6-17 35.3%, 2nd-FG %: 4-16 25.0%, 3rd-FG %: 7-18 38.9%, 4th-FG %: 0-8 0.0%, Game: 17-59 28.8%, Deadball Rebounds: 1-1.

#5/6 South Carolina 85 • 10-1

Table with columns: #, Player, FG-FGA, 3-Ptr, FT-FTA, Rebounds, PF, TP, A TO Blk Stl, Min. Rows include Boston, Aliyah, Herbert HARRIGAN, Cooke, Zia, BEAL, Brea, HARRIS, Tyasha, THOMPSON, Olivia, HENDERSON, Destanni, SEXTON, Victoria, AMIHERE, Laeticia, GRISSETT, LeLe, Team, and Totals.

Summary statistics table with columns: 1st-FG %, 2nd-FG %, 3rd-FG %, 4th-FG %, Game, Deadball Rebounds. Values: 1st-FG %: 12-19 63.2%, 2nd-FG %: 7-18 38.9%, 3rd-FG %: 11-18 61.1%, 4th-FG %: 7-21 33.3%, Game: 37-76 48.7%, Deadball Rebounds: 2-2.

Officials: Dee Kantner, Jesse Dickerson, Kevin Pethel
Technical fouls: Purdue-None, #5/6 South Carolina-None.
Attendance: 11306

Score by periods table with columns: 1st, 2nd, 3rd, 4th, Total. Rows: Purdue (13, 12, 17, 7, 49), #5/6 South Carolina (26, 17, 25, 17, 85).

Last FG - PUR 3rd-02:54, SC 4th-02:07.
Largest lead - PUR None, SC by 38 4th-02:07.
PUR led for 00:00, SC led for 38:23. Game was tied for 01:37.

Score tied - 1 time.
Lead changed - 0 times.

Official Basketball Box Score -- Game Totals -- Final Statistics
Duke vs #5/6 South Carolina
12/19/19 7 p.m. at Columbia, S.C./Colonial Life Arena

Duke 46 • 7-4

Table with columns: #, Player, FG-FGA, 3-Ptr, FT-FTA, Rebounds, PF, TP, A TO Blk Stl, Min. Rows include Leaonna Odom, O. Akinbote-James, Haley Gorecki, Miela Goodchild, Kyra Lambert, Jada Patrick, Jada Claude, Azana Baines, Uchenna Nwoko, Jade Williams, Team, and Totals.

Summary statistics table with columns: 1st-FG %, 2nd-FG %, 3rd-FG %, 4th-FG %, Game, Deadball Rebounds. Values: 1st-FG %: 6-17 35.3%, 2nd-FG %: 1-8 12.5%, 3rd-FG %: 4-12 33.3%, 4th-FG %: 6-18 33.3%, Game: 17-55 30.9%, Deadball Rebounds: 2-1.

#5/6 South Carolina 89 • 11-1

Table with columns: #, Player, FG-FGA, 3-Ptr, FT-FTA, Rebounds, PF, TP, A TO Blk Stl, Min. Rows include Boston, Aliyah, Herbert HARRIGAN, Cooke, Zia, BEAL, Brea, HARRIS, Tyasha, THOMPSON, Olivia, HENDERSON, Destanni, SEXTON, Victoria, AMIHERE, Laeticia, GRISSETT, LeLe, WESOLEK, Elysa, Team, and Totals.

Summary statistics table with columns: 1st-FG %, 2nd-FG %, 3rd-FG %, 4th-FG %, Game, Deadball Rebounds. Values: 1st-FG %: 6-17 35.3%, 2nd-FG %: 8-13 61.5%, 3rd-FG %: 9-20 45.0%, 4th-FG %: 8-16 50.0%, Game: 31-66 47.0%, Deadball Rebounds: 8-1.

Officials: Karen Preato, Eric J Brewton, Brian Hall
Technical fouls: Duke-None, #5/6 South Carolina-None.
Attendance: 11024
Game Time 1:49

Score by periods table with columns: 1st, 2nd, 3rd, 4th, Total. Rows: Duke (14, 5, 11, 16, 46), #5/6 South Carolina (16, 21, 26, 26, 89).

Last FG - DU 4th-02:19, SC 4th-00:44.
Largest lead - DU by 4 1st-08:27, SC by 44 4th-06:14.
DU led for 02:17, SC led for 37:39. Game was tied for 00:04.

Score tied - 0 times.
Lead changed - 7 times.

Official Basketball Box Score -- Game Totals -- Final Statistics
#25/21 South Dakota vs #5/6 South Carolina
12/22/19 12 p.m. at Columbia, S.C./Colonial Life Arena

#25/21 South Dakota 60 • 12-2

Table with columns: Player, FG-FGA, 3-Ptr, FT-FTA, Rebounds, PF, TP, A TO Blk Stl, Min. Includes player stats for Hannah Sjerven, Monica Arens, Chloe Lamb, etc.

Summary statistics for #25/21 South Dakota: 1st FG %, 3FG %, FT %, 2nd FG %, 3rd FG %, 4th FG %, Game: 26-62, 3-17, 5-12, 12 18 30, 22 60, 7 16 4 9, 200

#5/6 South Carolina 73 • 12-1

Table with columns: Player, FG-FGA, 3-Ptr, FT-FTA, Rebounds, PF, TP, A TO Blk Stl, Min. Includes player stats for Boston, Aliyah, BEAL, Brea, HERBERT HARRIGAN, etc.

Summary statistics for #5/6 South Carolina: 1st FG %, 3FG %, FT %, 2nd FG %, 3rd FG %, 4th FG %, Game: 26-62, 4-11, 17-25, 21 26 47, 22 73, 6 22 6 8, 200

Officials: Denise Brooks, Amy Bonner, Karleena Tobin
Technical fouls: #25/21 South Dakota-None. #5/6 South Carolina-None.
Attendance: 10505

Score by periods table for #25/21 South Dakota vs #5/6 South Carolina

Points, In, Off, 2nd, Fast, Bench table for #25/21 South Dakota vs #5/6 South Carolina

Last FG - USD 4th-03:13, SC 4th-04:00.
Largest lead - USD by 3 1st-07:42, SC by 20 3rd-03:03.
USD led for 00:51. SC led for 36:15. Game was tied for 02:46.
Score tied - 3 times.
Lead changed - 4 times.

Official Basketball Box Score -- Game Totals -- Final Statistics
#13/13 Kentucky vs #4/5 South Carolina
01/02/20 7 p.m. at Columbia, S.C./Colonial Life Arena

#13/13 Kentucky 72 • 11-2, 0-1 SEC

Table with columns: Player, FG-FGA, 3-Ptr, FT-FTA, Rebounds, PF, TP, A TO Blk Stl, Min. Includes player stats for McKinney, KeKe, Wyatt, Tatyana, Haines, Sabrina, etc.

Summary statistics for #13/13 Kentucky: 1st FG %, 3FG %, FT %, 2nd FG %, 3rd FG %, 4th FG %, Game: 23-58, 7-21, 19-23, 11 9 20, 24 72, 8 14 1 9, 200

#4/5 South Carolina 99 • 13-1, 1-0 SEC

Table with columns: Player, FG-FGA, 3-Ptr, FT-FTA, Rebounds, PF, TP, A TO Blk Stl, Min. Includes player stats for Boston, Aliyah, HERBERT HARRIGAN, COOKE, Zia, BEAL, Brea, etc.

Summary statistics for #4/5 South Carolina: 1st FG %, 3FG %, FT %, 2nd FG %, 3rd FG %, 4th FG %, Game: 36-59, 1-6, 26-33, 17 23 40, 20 99, 19 13 3 9, 200

Officials: Tina Napier, Angelica Suffren, Kevin Pethel
Technical fouls: #13/13 Kentucky-Paschal, Amanda. #4/5 South Carolina-COOKE, Zia
Attendance: 12261

Score by periods table for #13/13 Kentucky vs #4/5 South Carolina

Points, In, Off, 2nd, Fast, Bench table for #13/13 Kentucky vs #4/5 South Carolina

Last FG - UK 4th-00:20, SC 4th-02:05.
Largest lead - UK None, SC by 33 4th-08:12.
UK led for 00:00. SC led for 39:37. Game was tied for 00:17.
Score tied - 0 times.
Lead changed - 0 times.

Official Basketball Box Score -- Game Totals -- Final Statistics
#4/5 South Carolina vs Alabama
01/05/20 5:00 pm at

#4/5 South Carolina 93 • 14-1, 2-0 SEC

Table with columns: Player, FG-FGA, 3-Ptr, FT-FTA, Rebounds, PF, TP, A TO Blk Stl, Min. Includes player stats for Boston, Aliyah, HERBERT HARRIGAN, COOKE, Zia, BEAL, Brea, etc.

Summary statistics for #4/5 South Carolina: 1st FG %, 3FG %, FT %, 2nd FG %, 3rd FG %, 4th FG %, Game: 31-66, 7-17, 24-29, 15 27 42, 22 93, 16 11 6 12, 200

Alabama 78 • 10-5, 0-2 SEC

Table with columns: Player, FG-FGA, 3-Ptr, FT-FTA, Rebounds, PF, TP, A TO Blk Stl, Min. Includes player stats for Ariyah Copeland, Jasmine Walker, Megan Abrams, etc.

Summary statistics for Alabama: 1st FG %, 3FG %, FT %, 2nd FG %, 3rd FG %, 4th FG %, Game: 25-59, 8-16, 20-29, 11 22 33, 18 78, 13 14 0 3, 200

Officials: Timothy Daley, Dawn Marsh, Gina Cross
Technical fouls: #4/5 South Carolina-None. Alabama-TEAM.
Attendance: 2168
2019-20 Women's Basketball. Round: 0. Alabama vs South Carolina. Played at Col

Score by periods table for #4/5 South Carolina vs Alabama

Points, In, Off, 2nd, Fast, Bench table for #4/5 South Carolina vs Alabama

Last FG - SC 4th-00:27, Bama 4th-01:15.
Largest lead - SC by 20 3rd-07:28, Bama None.
SC led for 39:44. Bama led for 00:00. Game was tied for 00:16.
Score tied - 0 times.
Lead changed - 0 times.

Official Basketball Box Score -- Game Totals -- Final Statistics
#21/21 Arkansas vs #4/5 South Carolina
01/09/20 7 p.m. at Columbia, S.C./Colonial Life Arena

#21/21 Arkansas 82 • 13-3 (1-2 SEC)

Table with columns: Player, FG-FGA, 3-Ptr, FT-FTA, Rebounds, PF, TP, A TO Blk Stl, Min. Includes player stats for Thomas, Taylah, Tolfree, Alexis, Ramirez, Amber, etc.

Summary statistics for #21/21 Arkansas: 1st FG %, 3FG %, FT %, 2nd FG %, 3rd FG %, 4th FG %, Game: 30-79, 12-30, 10-12, 8 25 33, 12 82, 13 6 2 7, 200

#4/5 South Carolina 91 • 15-1 (3-0 SEC)

Table with columns: Player, FG-FGA, 3-Ptr, FT-FTA, Rebounds, PF, TP, A TO Blk Stl, Min. Includes player stats for Boston, Aliyah, HERBERT HARRIGAN, COOKE, Zia, BEAL, Brea, etc.

Summary statistics for #4/5 South Carolina: 1st FG %, 3FG %, FT %, 2nd FG %, 3rd FG %, 4th FG %, Game: 33-79, 8-17, 17-21, 23 40 63, 12 91, 14 14 7 4, 200

Officials: Brian Hall, Katie Lukanich, Bryan Enterline
Technical fouls: #21/21 Arkansas-None. #4/5 South Carolina-None.
Attendance: 10234

Score by periods table for #21/21 Arkansas vs #4/5 South Carolina

Points, In, Off, 2nd, Fast, Bench table for #21/21 Arkansas vs #4/5 South Carolina

Last FG - ARK 4th-01:30, SC 4th-01:38.
Largest lead - ARK None, SC by 25 4th-09:01.
ARK led for 00:00. SC led for 39:21. Game was tied for 00:39.
Score tied - 0 times.
Lead changed - 0 times.

Official Basketball Box Score -- Game Totals -- Final Statistics
#4/5 South Carolina vs Vanderbilt
01/12/20 4:00 pm at

#4/5 South Carolina 93 • 16-1,4-0 SEC

Table with columns: #, Player, FG-FGA, 3-Ptr, FT-FTA, Rebounds (Off, Def, Tot), PF, TP, A TO Blk Stl, Min. Includes player stats for Boston, Aliyah, Herbert HARRIGAN, etc.

Summary statistics table for #4/5 South Carolina vs Vanderbilt, including 1st-4th quarter percentages and game totals.

Vanderbilt 57 • 12-5,2-2 SEC

Table with columns: #, Player, FG-FGA, 3-Ptr, FT-FTA, Rebounds (Off, Def, Tot), PF, TP, A TO Blk Stl, Min. Includes player stats for Autumn Newby, Mariella Fasoula, etc.

Summary statistics table for Vanderbilt vs South Carolina, including 1st-4th quarter percentages and game totals.

Officials: Pualani Spurlock, Gina Cross, Denise Brooks
Technical fouls: #4/5 South Carolina-None, Vanderbilt-None.
Attendance: 2447

Score by periods table and Points/In Paint/Off T/O/2nd Chance/Fast Break/Bench table for #4/5 South Carolina vs Vanderbilt.

Last FG - SC 4th-03:05, Vandy 4th-00:36.
Largest lead - SC by 47 4th-04:53, Vandy None.
SC led for 39:11. Vandy led for 00:00. Game was tied for 00:49.

Official Basketball Box Score -- Game Totals -- Final Statistics
#1/2 South Carolina vs Mizzou
1/16/20 7:30 PM CT at Columbia, Mo. (Mizzou Arena)

#1/2 South Carolina 78 • 17-1, 5-0 SEC

Table with columns: #, Player, FG-FGA, 3-Ptr, FT-FTA, Rebounds (Off, Def, Tot), PF, TP, A TO Blk Stl, Min. Includes player stats for Boston, Aliyah, Herbert HARRIGAN, etc.

Summary statistics table for #1/2 South Carolina vs Mizzou, including 1st-4th quarter percentages and game totals.

Mizzou 45 • 4-14, 1-4 SEC

Table with columns: #, Player, FG-FGA, 3-Ptr, FT-FTA, Rebounds (Off, Def, Tot), PF, TP, A TO Blk Stl, Min. Includes player stats for Schuchts, Hannah, Roundtree, Jordan, etc.

Summary statistics table for Mizzou vs South Carolina, including 1st-4th quarter percentages and game totals.

Officials: Mark Zentz, Angelica Suffren, Laura Morris
Technical fouls: #1/2 South Carolina-None, Mizzou-None.
Attendance: 3576

Score by periods table and Points/In Paint/Off T/O/2nd Chance/Fast Break/Bench table for #1/2 South Carolina vs Mizzou.

Last FG - SC 4th-01:59, MU-W 4th-00:24.
Largest lead - SC by 35 4th-01:59, MU-W by 2 1st-08:53.
SC led for 38:15. MU-W led for 00:38. Game was tied for 01:07.

Official Basketball Box Score -- Game Totals -- Final Statistics
#9/9 Mississippi St vs #1/2 South Carolina
01/20/20 7 p.m. at Columbia, S.C./Colonial Life Arena

#9/9 Mississippi St 79 • 16-3 (4-1 SEC)

Table with columns: #, Player, FG-FGA, 3-Ptr, FT-FTA, Rebounds (Off, Def, Tot), PF, TP, A TO Blk Stl, Min. Includes player stats for Jackson, Rickea, Bibby, Chloe, etc.

Summary statistics table for #9/9 Mississippi St vs #1/2 South Carolina, including 1st-4th quarter percentages and game totals.

#1/2 South Carolina 81 • 18-1 (6-0 SEC)

Table with columns: #, Player, FG-FGA, 3-Ptr, FT-FTA, Rebounds (Off, Def, Tot), PF, TP, A TO Blk Stl, Min. Includes player stats for Boston, Aliyah, Herbert HARRIGAN, etc.

Summary statistics table for #1/2 South Carolina vs #9/9 Mississippi St, including 1st-4th quarter percentages and game totals.

Officials: Tina Napier, Cameron Inouye, Billy Smith
Technical fouls: #9/9 Mississippi St-None, #1/2 South Carolina-None.
Attendance: 13163

Score by periods table and Points/In Paint/Off T/O/2nd Chance/Fast Break/Bench table for #9/9 Mississippi St vs #1/2 South Carolina.

Last FG - MSU 4th-03:26, SC 4th-02:01.
Largest lead - MSU by 9 4th-07:59, SC by 12 2nd-06:31.
MSU led for 11:00. SC led for 26:28. Game was tied for 02:32.

Official Basketball Box Score -- Game Totals -- Final Statistics
#1/2 South Carolina vs Georgia
01/26/20 3:00 pm at Athens, GA

#1/2 South Carolina 88 • 19-1,7-0 SEC

Table with columns: #, Player, FG-FGA, 3-Ptr, FT-FTA, Rebounds (Off, Def, Tot), PF, TP, A TO Blk Stl, Min. Includes player stats for Boston, Aliyah, Herbert HARRIGAN, etc.

Summary statistics table for #1/2 South Carolina vs Georgia, including 1st-4th quarter percentages and game totals.

Georgia 53 • 12-8,3-4 SEC

Table with columns: #, Player, FG-FGA, 3-Ptr, FT-FTA, Rebounds (Off, Def, Tot), PF, TP, A TO Blk Stl, Min. Includes player stats for Stephanie Paul, Jenna Staiti, etc.

Summary statistics table for Georgia vs #1/2 South Carolina, including 1st-4th quarter percentages and game totals.

Officials: Brian Garland, Karen Preato, Denise Brooks
Technical fouls: #1/2 South Carolina-None, Georgia-None.
Attendance: 6047

Score by periods table and Points/In Paint/Off T/O/2nd Chance/Fast Break/Bench table for #1/2 South Carolina vs Georgia.

Last FG - SC 4th-01:29, UGA 4th-00:55.
Largest lead - SC by 37 4th-01:29, UGA by 2 1st-09:33.
SC led for 39:13. UGA led for 00:20. Game was tied for 00:27.



Official Basketball Box Score -- Game Totals -- Final Statistics
#1/2 South Carolina vs Ole Miss
01/30/20 7 p.m. at Oxford, Miss. (The Pavilion at Ole Miss)

#1/2 South Carolina 87 • 20-1, 8-0 SEC

Table with columns: #, Player, FG-FGA, 3-Ptr, FT-FTA, Rebounds (Off, Def, Tot), PF, TP, A, TO, Blk, Stl, Min. Includes player stats for BOSTON, ALIYAH, HERRBERT HARRIGAN, COOKE, ZIA, BEAL, BREA, HARRIS, TYASHA, THOMPSON, OLIVIA, HENDERSON, DESTANNI, SAXTON, VICTARIA, AMIHERE, LAETICIA, GRISSETT, LELE, WESOLEK, ELYSA, and Team.

Summary statistics table for #1/2 South Carolina vs Ole Miss, including 1st-4th quarter percentages and totals for FG, 3-Ptr, FT, Rebounds, PF, TP, A, TO, Blk, Stl, Min.

Ole Miss 32 • 7-14, 0-8 SEC

Table with columns: #, Player, FG-FGA, 3-Ptr, FT-FTA, Rebounds (Off, Def, Tot), PF, TP, A, TO, Blk, Stl, Min. Includes player stats for BANKS, DOMINIQUE, REID, MIMI, ALEXANDER, JAYLA, CAGE, DEJA, LEWIS, TORRI, RANKIN, TOOTIE, SMITH, TAYLOR, PARKER, BRYN, KITCHENS, IYANLA, and Team.

Summary statistics table for Ole Miss vs #1/2 South Carolina, including 1st-4th quarter percentages and totals for FG, 3-Ptr, FT, Rebounds, PF, TP, A, TO, Blk, Stl, Min.

Officials: Kevin Pethel, Bryan Enterline, Jennifer Rezac
Technical fouls: #1/2 South Carolina-None. Ole Miss-None.
Attendance: 1225

Score by periods table for #1/2 South Carolina vs Ole Miss, showing 1st, 2nd, 3rd, 4th quarter scores and total.

Points, In, Off, 2nd, Fast, Bench table for #1/2 South Carolina vs Ole Miss.

Last FG - SC 4th-00:39, OM 4th-00:58.
Largest lead - SC by 57 4th-00:39, OM None.
SC led for 37:54, OM led for 00:00. Game was tied for 02:06.

Score tied - 0 times.
Lead changed - 0 times.

Official Basketball Box Score -- Game Totals -- Final Statistics
#22/22 Tennessee vs #1/2 South Carolina
02/02/20 1 p.m. at Columbia, S.C./Colonial Life Arena

#22/22 Tennessee 48 • 17-5 (7-2 SEC)

Table with columns: #, Player, FG-FGA, 3-Ptr, FT-FTA, Rebounds (Off, Def, Tot), PF, TP, A, TO, Blk, Stl, Min. Includes player stats for DAVIS, RENNIA, BROWN, LOU, KEY, TAMARI, MASSENGILL, JAZMINE, HORSTON, JORDAN, RENNIE, JESSIE, KUSHKITUAH, KASIYAHNA, BURRELL, RAE, MCCOY, JAIDEN, and Team.

Summary statistics table for #22/22 Tennessee vs #1/2 South Carolina, including 1st-4th quarter percentages and totals for FG, 3-Ptr, FT, Rebounds, PF, TP, A, TO, Blk, Stl, Min.

#1/2 South Carolina 69 • 21-1 (9-0 SEC)

Table with columns: #, Player, FG-FGA, 3-Ptr, FT-FTA, Rebounds (Off, Def, Tot), PF, TP, A, TO, Blk, Stl, Min. Includes player stats for BOSTON, ALIYAH, HERRBERT HARRIGAN, COOKE, ZIA, BEAL, BREA, HARRIS, TYASHA, THOMPSON, OLIVIA, HENDERSON, DESTANNI, SAXTON, VICTARIA, GRISSETT, LELE, WESOLEK, ELYSA, and Team.

Summary statistics table for #1/2 South Carolina vs #22/22 Tennessee, including 1st-4th quarter percentages and totals for FG, 3-Ptr, FT, Rebounds, PF, TP, A, TO, Blk, Stl, Min.

Officials: Eric J Brewton, Pualani Spurlock, Douglas Knight
Technical fouls: #22/22 Tennessee-None. #1/2 South Carolina-None.
Attendance: 13735

Score by periods table for #22/22 Tennessee vs #1/2 South Carolina, showing 1st, 2nd, 3rd, 4th quarter scores and total.

Points, In, Off, 2nd, Fast, Bench table for #22/22 Tennessee vs #1/2 South Carolina.

Last FG - TENN 4th-03:14, SC 4th-00:25.
Largest lead - TENN None, SC by 22 4th-00:01.
TENN led for 00:00, SC led for 39:00. Game was tied for 00:55.

Score tied - 1 time.
Lead changed - 0 times.

Official Basketball Box Score -- Game Totals -- Final Statistics
#1/2 South Carolina vs #25/- Arkansas
02/06/20 7:30 pm at Fayetteville, AR

#1/2 South Carolina 86 • 22-1,10-0 SEC

Table with columns: #, Player, FG-FGA, 3-Ptr, FT-FTA, Rebounds (Off, Def, Tot), PF, TP, A, TO, Blk, Stl, Min. Includes player stats for BOSTON, ALIYAH, HERRBERT HARRIGAN, COOKE, ZIA, BEAL, BREA, HARRIS, TYASHA, HENDERSON, DESTANNI, SAXTON, VICTARIA, GRISSETT, LELE, and Team.

Summary statistics table for #1/2 South Carolina vs #25/- Arkansas, including 1st-4th quarter percentages and totals for FG, 3-Ptr, FT, Rebounds, PF, TP, A, TO, Blk, Stl, Min.

#25/- Arkansas 65 • 18-5,6-4 SEC

Table with columns: #, Player, FG-FGA, 3-Ptr, FT-FTA, Rebounds (Off, Def, Tot), PF, TP, A, TO, Blk, Stl, Min. Includes player stats for TAYLOR THOMAS, ALEXIS TOLEFREE, AMBER RAMIREZ, CHELSEA DUNGEE, MAKAYLA DANIELS, A'TYANNA GAULDEN, ERYNN BARNUM, KIARA WILLIAMS, ROKIA DOUMBIA, and Team.

Summary statistics table for #25/- Arkansas vs #1/2 South Carolina, including 1st-4th quarter percentages and totals for FG, 3-Ptr, FT, Rebounds, PF, TP, A, TO, Blk, Stl, Min.

Officials: Roy Gulbeyan, Cameron Inouye, Tina Napier
Technical fouls: #1/2 South Carolina-HERBERT HARRIGAN, M. #25/- Arkansas-Rokia Dombia.
Attendance: 2452

Score by periods table for #1/2 South Carolina vs #25/- Arkansas, showing 1st, 2nd, 3rd, 4th quarter scores and total.

Points, In, Off, 2nd, Fast, Bench table for #1/2 South Carolina vs #25/- Arkansas.

Last FG - SC 4th-00:24, ARKANSAS 4th-04:28.
Largest lead - SC by 23 4th-09:09, ARKANSAS None.
SC led for 39:10, ARKANSAS led for 00:00. Game was tied for 00:50.

Score tied - 0 times.
Lead changed - 0 times.

Official Basketball Box Score -- Game Totals -- Final Statistics
#5/6 UConn vs #1/2 South Carolina
02/10/20 7 p.m. at Columbia, S.C./Colonial Life Arena

#5/6 UConn 52 • 20-3

Table with columns: #, Player, FG-FGA, 3-Ptr, FT-FTA, Rebounds (Off, Def, Tot), PF, TP, A, TO, Blk, Stl, Min. Includes player stats for WALKER, MEGAN, NELSON-ODODA, OLIVIA, DANGERFIELD, CRYSTAL, WILLIAMS, CHRISTYNN, MAKURAT, ANNA, GRIFFIN, AUBREY, and Team.

Summary statistics table for #5/6 UConn vs #1/2 South Carolina, including 1st-4th quarter percentages and totals for FG, 3-Ptr, FT, Rebounds, PF, TP, A, TO, Blk, Stl, Min.

#1/2 South Carolina 70 • 23-1

Table with columns: #, Player, FG-FGA, 3-Ptr, FT-FTA, Rebounds (Off, Def, Tot), PF, TP, A, TO, Blk, Stl, Min. Includes player stats for BOSTON, ALIYAH, HERRBERT HARRIGAN, COOKE, ZIA, BEAL, BREA, HARRIS, TYASHA, HENDERSON, DESTANNI, SAXTON, VICTARIA, GRISSETT, LELE, and Team.

Summary statistics table for #1/2 South Carolina vs #5/6 UConn, including 1st-4th quarter percentages and totals for FG, 3-Ptr, FT, Rebounds, PF, TP, A, TO, Blk, Stl, Min.

Officials: Denise Brooks, Karen Preato, Eric J. Brewton
Technical fouls: #5/6 UConn-None. #1/2 South Carolina-None.
Attendance: 18000

Score by periods table for #1/2 South Carolina vs #5/6 UConn, showing 1st, 2nd, 3rd, 4th quarter scores and total.

Points, In, Off, 2nd, Fast, Bench table for #1/2 South Carolina vs #5/6 UConn.

Last FG - UCONN 4th-02:33, SC 4th-00:51.
Largest lead - UCONN None, SC by 21 3rd-08:15.
UCONN led for 00:00, SC led for 38:18. Game was tied for 01:42.

Score tied - 1 time.
Lead changed - 0 times.



## LAST FIVE GAMES

### 2019-20 Women's Basketball South Carolina Combined Team Statistics (as of Feb 20, 2020) Last 5

<b>RECORD:</b>	<b>OVERALL</b>	<b>HOME</b>	<b>AWAY</b>	<b>NEUTRAL</b>
ALL GAMES	5-0	4-0	1-0	0-0
CONFERENCE	4-0	3-0	1-0	0-0
NON-CONFERENCE	1-0	1-0	0-0	0-0

##	Player	gp-gs	min	avg	Total		3-Point		F-Throw		Rebounds				pf	dq	a	to	blk	stl	pts	avg
					fg-fga	fg%	3fg-fga	3fg%	ft-fa	ft%	off	def	tot	avg								
04	BOSTON, Aliyah	5-5	130	26.0	31-47	.660	1-7	.143	6-8	.750	22	31	53	10.6	8	0	4	6	17	8	69	13.8
21	HERBERT HARRIGAN	5-5	140	28.0	26-52	.500	4-11	.364	11-11	1.000	9	23	32	6.4	6	0	12	6	9	1	67	13.4
01	COOKE, Zia	5-5	140	28.0	19-49	.388	7-17	.412	18-28	.643	3	14	17	3.4	4	0	9	12	1	5	63	12.6
52	HARRIS, Tyasha	5-5	148	29.6	25-50	.500	7-16	.438	5-6	.833	2	14	16	3.2	4	0	32	6	0	5	62	12.4
03	HENDERSON, Destan	5-0	120	24.0	14-41	.341	6-19	.316	3-5	.600	5	18	23	4.6	3	0	15	4	0	6	37	7.4
24	GRISSETT, LeLe	5-0	79	15.8	14-18	.778	0-0	.000	5-6	.833	4	4	8	1.6	5	0	4	7	4	3	33	6.6
12	BEAL, Brea	5-5	100	20.0	10-24	.417	4-10	.400	2-5	.400	8	10	18	3.6	8	0	4	5	3	2	26	5.2
15	AMIHERE, Laeticia	3-0	36	12.0	4-12	.333	1-2	.500	4-4	1.000	4	9	13	4.3	4	0	0	7	4	3	13	4.3
05	SAXTON, Victaria	5-0	80	16.0	5-12	.417	0-0	.000	8-14	.571	7	12	19	3.8	7	0	2	4	8	7	18	3.6
32	WESOLEK, Elysa	2-0	14	7.0	2-3	.667	1-2	.500	0-0	.000	0	3	3	1.5	2	0	0	0	0	0	5	2.5
00	THOMPSON, Olivia	2-0	13	6.5	0-7	.000	0-6	.000	0-0	.000	0	0	0	0.0	0	0	1	0	0	0	0	0.0
Team											9	12	21				1					
Total.....		5	1000		150-315	.476	31-90	.344	62-87	.713	73	150	223	44.6	51	0	83	58	46	40	393	78.6
Opponents.....		5	1000		110-327	.336	21-61	.344	21-31	.677	67	100	167	33.4	80	1	55	68	21	29	262	52.4

## VS. RANKED OPPONENTS

### 2019-20 Women's Basketball South Carolina Combined Team Statistics (as of Feb 10, 2020) vs Ranked Teams

<b>RECORD:</b>	<b>OVERALL</b>	<b>HOME</b>	<b>AWAY</b>	<b>NEUTRAL</b>
ALL GAMES	9-1	6-0	2-0	1-1
CONFERENCE	5-0	4-0	1-0	0-0
NON-CONFERENCE	4-1	2-0	1-0	1-1

##	Player	gp-gs	min	avg	Total		3-Point		F-Throw		Rebounds				pf	dq	a	to	blk	stl	pts	avg
					fg-fga	fg%	3fg-fga	3fg%	ft-fa	ft%	off	def	tot	avg								
04	BOSTON, Aliyah	10-10	281	28.1	59-95	.621	1-5	.200	27-29	.931	43	63	106	10.6	25	1	10	13	31	9	146	14.6
01	COOKE, Zia	10-10	282	28.2	48-138	.348	14-41	.341	23-27	.852	13	24	37	3.7	20	0	15	17	2	9	133	13.3
52	HARRIS, Tyasha	10-10	344	34.4	46-122	.377	11-35	.314	21-24	.875	3	36	39	3.9	14	1	61	29	1	11	124	12.4
21	HERBERT HARRIGAN	10-10	300	30.0	46-107	.430	7-18	.389	21-24	.875	14	56	70	7.0	27	0	19	20	14	6	120	12.0
12	BEAL, Brea	10-10	246	24.6	26-65	.400	3-16	.188	13-28	.464	22	34	56	5.6	15	0	7	16	6	8	68	6.8
03	HENDERSON, Destan	10-0	201	20.1	22-59	.373	7-30	.233	6-12	.500	10	20	30	3.0	9	0	22	18	0	10	57	5.7
24	GRISSETT, LeLe	10-0	132	13.2	16-24	.667	0-1	.000	17-24	.708	22	5	27	2.7	15	0	3	8	3	2	49	4.9
15	AMIHERE, Laeticia	7-0	70	10.0	11-19	.579	0-2	.000	5-15	.333	6	10	16	2.3	7	0	1	6	3	2	27	3.9
05	SAXTON, Victaria	10-0	136	13.6	12-24	.500	0-0	.000	13-19	.684	9	15	24	2.4	23	0	1	9	6	8	37	3.7
32	WESOLEK, Elysa	3-0	4	1.3	1-2	.500	0-1	.000	0-0	.000	0	0	0	0.0	1	0	0	0	0	0	2	0.7
00	THOMPSON, Olivia	3-0	4	1.3	0-0	.000	0-0	.000	0-0	.000	0	1	1	0.3	0	0	0	1	0	0	0	0.0
Team											30	23	53				1					
Total.....		10	2000		287-655	.438	43-149	.289	146-202	.723	172	287	459	45.9	156	2	139	138	66	65	763	76.3
Opponents.....		10	2000		250-643	.389	48-159	.302	94-133	.707	113	212	325	32.5	182	5	91	123	41	63	642	64.2

**2019-20 Women's Basketball**  
**South Carolina Team Game-by-Game Comparison (as of Feb 20, 2020)**  
**All games**

Opponent	1st	2nd	Score	Mar	Total FG	FG Pct	3-Pointers	3FG Pct	Free Throws	FT Pct	Rebounds	Assist	T/Over	Block	Steal	Fouls	
ALABAMA STATE	43/24	60/19	103-43	+60	37-75/14-69	.493/.203	7-16/1-7	.438/.143	22-32/14-21	.688/.667	53/43	+10	22/4	14/23	16/1	14/5	18/26
#4/5 Maryland	34/24	29/30	63-54	+9	19-60/22-70	.317/.314	1-9/2-16	.111/.125	24-30/8-12	.800/.667	54/38	+16	12/9	15/9	8/5	4/10	14/23
Dayton	41/21	34/28	75-49	+26	28-60/16-72	.467/.222	5-10/6-21	.500/.286	14-24/11-17	.583/.647	52/42	+10	17/8	17/13	10/3	5/6	20/19
APPALACHIAN STATE	53/9	39/41	92-50	+42	37-66/18-67	.561/.289	6-15/5-16	.400/.313	12-17/9-13	.706/.692	42/37	+5	25/7	14/21	17/2	11/5	17/18
USC UPSTATE	64/18	48/14	112-32	+80	43-77/10-63	.558/.159	12-23/4-29	.522/.138	14-21/8-12	.667/.667	57/34	+23	28/7	12/24	9/2	18/5	11/18
Clemson	42/23	42/25	84-48	+36	33-69/17-65	.478/.282	8-23/2-13	.348/.154	10-16/12-14	.625/.857	44/44	-	17/7	14/22	9/3	15/7	16/18
#17/23 Indiana	31/38	26/33	57-71	(14)	24-65/26-52	.369/.500	2-19/7-15	.105/.467	7-15/12-19	.467/.632	40/32	+8	11/10	18/13	3/2	6/5	23/18
Washington State	37/32	31/21	68-53	+15	29-61/21-52	.475/.404	2-5/6-12	.400/.500	8-20/5-7	.400/.714	39/30	+9	11/11	12/21	3/2	8/4	15/19
#2/2 Baylor	38/35	36/24	74-59	+15	28-53/24-69	.528/.348	4-13/2-9	.308/.222	14-20/9-18	.700/.500	43/29	+14	12/9	19/9	7/0	6/3	20/19
Temple	37/33	41/38	78-71	+7	27-77/26-71	.351/.366	8-18/11-26	.444/.423	16-19/8-11	.842/.727	46/50	(4)	16/15	9/19	7/4	13/3	13/14
PURDUE	43/25	42/24	85-49	+36	37-76/17-59	.487/.288	2-8/6-18	.250/.333	9-15/9-12	.600/.750	56/28	+28	18/7	14/19	11/11	16/7	12/16
DUKE	37/19	52/27	89-46	+43	31-66/17-55	.470/.309	6-18/4-15	.333/.267	21-32/8-15	.656/.533	45/34	+11	17/9	16/30	8/5	15/11	13/26
#25/21 SOUTH DAKOTA	42/29	31/31	73-60	+13	26-62/26-62	.419/.419	4-11/3-17	.364/.176	17-25/5-12	.680/.417	47/30	+17	6/7	22/16	6/4	8/9	22/22
#13/13 KENTUCKY	49/28	50/44	99-72	+27	36-59/23-58	.610/.397	1-6/7-21	.167/.333	26-33/19-23	.788/.826	40/20	+20	19/8	13/14	3/1	9/9	20/24
Alabama	42/27	51/51	93-78	+15	31-66/25-59	.470/.424	7-17/8-16	.412/.500	24-29/20-29	.828/.690	42/33	+9	16/13	11/14	6/0	12/3	22/18
#21/21 ARKANSAS	44/30	47/52	91-82	+9	33-79/30-79	.418/.380	8-17/12-30	.471/.400	17-21/10-12	.810/.833	63/33	+30	14/13	14/6	7/2	4/7	12/12
Vanderbilt	38/24	55/33	93-57	+36	35-69/24-70	.507/.343	5-17/11-6	.294/.167	18-24/8-11	.750/.727	48/40	+6	15/8	11/16	11/2	9/6	13/20
Mizzou	35/17	43/28	78-45	+33	27-70/15-55	.386/.273	7-16/3-16	.438/.188	17-27/12-19	.630/.632	62/30	+32	12/5	18/15	8/2	4/5	17/20
#9/9 MISSISSIPPI ST	43/42	38/37	81-79	+2	32-69/33-67	.471/.493	4-11/3-6	.364/.500	13-19/10-12	.684/.833	38/35	+3	17/5	11/10	8/6	5/9	13/21
Georgia	47/30	41/23	88-53	+35	35-68/22-68	.603/.324	2-3/5-16	.667/.313	16-25/4-5	.640/.800	42/32	+10	19/11	14/17	9/3	11/7	13/18
Ole Miss	32/2	55/30	87-32	+55	33-62/13-50	.532/.280	8-19/0-10	.421/.000	13-17/6-6	.765/.1000	45/22	+23	14/7	12/19	7/1	9/5	9/17
#22/22 TENNESSEE	38/23	31/25	69-48	+21	26-69/18-52	.377/.346	6-22/1-7	.273/.143	11-16/11-12	.688/.917	39/37	+2	16/8	6/21	10/10	11/1	14/18
#25/- Arkansas	46/33	40/32	86-65	+21	34-74/26-73	.459/.356	5-19/7-21	.263/.333	13-15/6-7	.867/.857	57/31	+26	18/10	13/10	9/7	4/7	14/14
#5/6 UCONN	35/23	35/29	70-52	+18	29-66/22-61	.439/.361	8-22/4-17	.364/.235	4-8/4-6	.500/.667	38/40	(2)	14/12	7/15	5/4	8/3	4/11
AUBURN	42/23	37/30	79-53	+26	29-59/22-65	.492/.338	10-19/7-14	.526/.500	11-16/2-4	.688/.500	39/34	+5	18/12	11/15	8/3	9/6	6/15
VANDERBILT	52/21	43/23	95-44	+51	36-71/20-72	.507/.278	6-19/0-2	.316/.000	17-25/4-6	.680/.667	55/36	+19	19/10	10/15	13/3	11/7	12/22
LSU	32/26	31/22	63-48	+15	22-45/20-56	.489/.357	2-11/3-7	.182/.429	17-23/5-8	.739/.625	34/26	+8	14/11	17/13	11/4	8/6	15/18

Note: Game totals are displayed in the format TEAM/OPPONENT for each category

**2019-20 Women's Basketball**  
**South Carolina Points-Rebounds-Assists (as of Feb 20, 2020)**  
**All games**

Opponent	Date	Score		00	01	03	04	05	12	15
				THOMPSON,O	COOKE,ZIA	HENDERSON,	BOSTON,ALI	SAXTON,VIC	BEAL,BREA	AMIHERE,LA
ALABAMA STATE	11/05/19	103-43	w	10-0-1	13-3-2	8-2-4	12-12-1	9-5-2	4-5-3	6-6-1
at #4/5 Maryland	11/10/19	63-54	w	DNP	10-4-1	4-5-0	14-7-1	2-3-0	8-10-4	1-1-0
at Dayton	11/13/19	75-49	w	0-0-0	27-7-1	5-4-3	11-2-0	13-6-0	1-10-1	2-3-3
APPALACHIAN STATE	11/17/19	92-50	w	0-0-0	7-2-3	16-1-3	14-10-3	10-6-2	10-9-4	DNP
USC UPSTATE	11/21/19	112-32	w	3-1-2	8-1-5	15-5-5	18-10-2	14-8-0	6-3-3	10-6-1
at Clemson	11/24/19	84-48	w	3-0-0	10-1-3	10-2-4	13-4-1	2-3-0	11-3-2	1-6-0
vs #17/23 Indiana	11/28/19	57-71	L	DNP	10-4-2	2-2-3	10-2-0	2-3-0	9-6-0	5-4-0
vs Washington State	11/29/19	68-53	w	DNP	6-3-3	9-1-1	15-8-2	2-2-0	4-4-0	1-4-0
vs #2/2 Baylor	11/30/19	74-59	w	DNP	2-1-0	8-5-2	20-13-0	2-0-0	5-5-0	3-1-0
at Temple	12/07/19	78-71	w	DNP	3-2-3	12-4-1	10-8-2	2-2-0	10-7-0	5-4-0
PURDUE	12/15/19	85-49	w	3-0-0	14-5-3	15-6-1	10-6-4	0-0-1	5-4-0	1-9-1
DUKE	12/19/19	89-46	w	3-0-0	12-4-2	5-2-2	10-8-1	8-2-0	10-7-2	8-4-3
#25/21 SOUTH DAKOTA	12/22/19	73-60	w	0-0-0	13-1-0	5-3-0	7-9-1	8-4-0	9-5-0	0-2-0
#13/13 KENTUCKY	01/02/20	99-72	w	0-0-0	15-3-4	4-1-8	14-6-2	11-4-0	15-5-1	14-4-1
at Alabama	01/05/20	93-78	w	3-0-0	20-2-1	17-2-2	17-12-0	6-5-1	0-4-2	4-3-0
#21/21 ARKANSAS	01/09/20	91-82	w	DNP	21-5-1	5-1-1	19-25-0	4-2-0	4-12-1	4-2-0
at Vanderbilt	01/12/20	93-57	w	0-0-0	17-2-1	6-1-4	10-8-0	8-3-0	7-6-1	11-5-1
at Mizzou	01/16/20	78-45	w	0-0-0	14-3-1	5-3-1	10-10-1	10-10-0	3-13-0	6-7-1
#9/9 MISSISSIPPI ST	01/20/20	81-79	w	DNP	13-6-2	2-1-2	21-12-3	0-0-0	4-4-0	0-2-0
at Georgia	01/26/20	88-53	w	0-0-0	9-5-1	14-6-6	15-6-1	6-3-0	7-2-0	3-4-2
at Ole Miss	01/30/20	87-32	w	6-1-1	8-2-3	9-2-3	7-8-1	5-5-2	4-2-1	16-1-0
#22/22 TENNESSEE	02/02/20	69-48	w	0-1-0	20-3-2	12-2-2	10-5-1	4-4-0	4-1-0	DNP
at #25/- Arkansas	02/06/20	86-65	w	DNP	14-6-3	9-6-4	18-15-1	4-4-1	5-6-1	DNP
#5/6 UCONN	02/10/20	70-52	w	DNP	15-4-0	6-4-0	13-12-1	0-0-0	5-2-0	DNP
AUBURN	02/13/20	79-53	w	0-0-0	13-2-4	3-4-5	13-3-0	4-8-0	8-1-0	4-4-0
VANDERBILT	02/17/20	95-44	w	0-0-1	10-2-1	12-7-6	12-14-2	8-5-0	4-4-0	9-7-0
LSU	02/20/20	63-48	w	DNP	11-3-1	7-2-0	13-9-0	2-2-1	4-5-3	0-2-0

Opponent	Date	Score		21	24	32	52
				HERBERT HA	GRISSETT,L	WESOLEK,EL	HARRIS,TYA
ALABAMA STATE	11/05/19	103-43	w	13-5-2	10-7-1	7-1-1	11-5-4
at #4/5 Maryland	11/10/19	63-54	w	8-7-2	3-4-0	DNP	13-6-4
at Dayton	11/13/19	75-49	w	10-3-0	2-7-2	0-1-0	4-4-7
APPALACHIAN STATE	11/17/19	92-50	w	21-6-2	3-5-4	0-0-0	11-1-4
USC UPSTATE	11/21/19	112-32	w	13-6-2	7-3-2	0-2-0	18-7-6
at Clemson	11/24/19	84-48	w	13-9-1	6-5-1	3-2-1	12-4-4
vs #17/23 Indiana	11/28/19	57-71	L	13-8-1	1-2-0	DNP	5-1-5
vs Washington State	11/29/19	68-53	w	20-4-2	4-5-0	DNP	7-3-3
vs #2/2 Baylor	11/30/19	74-59	w	13-8-2	1-2-1	DNP	20-4-7
at Temple	12/07/19	78-71	w	15-7-1	0-3-2	DNP	21-3-7
PURDUE	12/15/19	85-49	w	12-5-2	11-8-1	DNP	14-2-5
DUKE	12/19/19	89-46	w	10-8-2	12-3-1	0-2-1	11-1-3
#25/21 SOUTH DAKOTA	12/22/19	73-60	w	7-8-1	17-6-1	0-0-0	7-4-3
#13/13 KENTUCKY	01/02/20	99-72	w	8-3-0	8-3-0	0-0-0	10-5-3
at Alabama	01/05/20	93-78	w	12-1-1	0-3-2	DNP	14-2-7
#21/21 ARKANSAS	01/09/20	91-82	w	13-6-3	8-4-1	DNP	13-5-7
at Vanderbilt	01/12/20	93-57	w	15-4-1	7-4-1	2-2-0	10-4-6
at Mizzou	01/16/20	78-45	w	14-1-0	5-8-2	0-0-1	11-4-5
#9/9 MISSISSIPPI ST	01/20/20	81-79	w	14-6-3	4-2-0	DNP	23-1-7
at Georgia	01/26/20	88-53	w	10-3-0	11-3-2	0-0-0	13-3-7
at Ole Miss	01/30/20	87-32	w	10-4-0	7-4-1	5-1-0	10-5-2
#22/22 TENNESSEE	02/02/20	69-48	w	9-8-2	3-4-0	2-0-0	5-4-9
at #25/- Arkansas	02/06/20	86-65	w	25-9-3	2-0-0	DNP	9-5-5
#5/6 UCONN	02/10/20	70-52	w	10-7-2	2-0-0	DNP	19-4-11
AUBURN	02/13/20	79-53	w	11-6-3	11-4-1	0-2-0	12-3-5
VANDERBILT	02/17/20	95-44	w	9-5-3	14-2-1	5-1-0	12-3-5
LSU	02/20/20	63-48	w	12-5-1	4-2-2	DNP	10-1-6

**2019-20 Women's Basketball**  
**South Carolina Combined Team Statistics (as of Feb 20, 2020)**  
**Conference games only**

<b>RECORD:</b>	<b>OVERALL</b>	<b>HOME</b>	<b>AWAY</b>	<b>NEUTRAL</b>
ALL GAMES	13-0	7-0	6-0	0-0
CONFERENCE	13-0	7-0	6-0	0-0
NON-CONFERENCE	0-0	0-0	0-0	0-0

##	Player	gp-gs	min	avg	Total		3-Point		F-Throw		Rebounds				pf	dq	a	to	blk	stl	pts	avg		
					fg-fga	fg%	3fg-fga	3fg%	ft-fga	ft%	off	def	tot	avg										
01	COOKE, Zia	13-13	363	27.9	62-151	.411	23-54	.426	38-55	.691	11	33	44	3.4	18	0	25	28	2	12	185	14.2		
04	BOSTON, Aliyah	13-13	303	23.3	74-113	.655	0-2	.000	31-38	.816	50	83	133	10.2	23	0	12	17	32	15	179	13.8		
21	HERBERT HARRIGAN	13-13	328	25.2	63-123	.512	9-18	.500	27-30	.900	14	47	61	4.7	21	0	20	13	20	8	162	12.5		
52	HARRIS, Tyasha	13-13	367	28.2	56-126	.444	16-37	.432	24-26	.923	6	39	45	3.5	11	0	74	22	1	15	152	11.7		
03	HENDERSON, Destan	13-0	299	23.0	38-93	.409	10-40	.250	19-31	.613	6	32	38	2.9	12	0	44	20	0	15	105	8.1		
24	GRISSETT, LeLe	13-0	222	17.1	30-45	.667	0-0	.000	24-28	.857	24	19	43	3.3	17	0	13	17	9	4	84	6.5		
15	AMIHERE, Laeticia	11-0	148	13.5	26-53	.491	4-7	.571	15-23	.652	16	25	41	3.7	21	1	5	17	14	7	71	6.5		
05	SAXTON, Victaria	13-0	210	16.2	24-47	.511	0-0	.000	24-38	.632	26	29	55	4.2	24	0	5	9	21	15	72	5.5		
12	BEAL, Brea	13-13	273	21.0	28-69	.406	4-16	.250	9-19	.474	24	41	65	5.0	23	0	10	13	10	15	69	5.3		
32	WESOLEK, Elysa	8-0	40	5.0	5-11	.455	2-5	.400	2-2	1.000	1	5	6	0.8	6	0	1	2	1	0	14	1.8		
00	THOMPSON, Olivia	9-0	47	5.2	3-18	.167	3-17	.176	0-0	.000	0	2	2	0.2	4	0	2	2	0	0	9	1.0		
Team											33	36	69											
Total.....		13	2600		409-849	.482	71-196	.362	213-290	.734	211	391	602	46.3	180	1	211	161	110	106	1102	84.8		
Opponents.....		13	2600		291-824	.353	57-172	.331	117-154	.760	147	262	409	31.5	237	7	121	185	44	78	756	58.2		

<b>TEAM STATISTICS</b>	<b>SC</b>	<b>OPP</b>	<b>Date</b>	<b>Opponent</b>	<b>Score</b>	<b>Att.</b>
SCORING	1102	756	* 01/02/20	#13/13 KENTUCKY	w 99-72	12261
Points per game	84.8	58.2	* 01/05/20	at Alabama	w 93-78	2168
Scoring margin	+26.6	-	* 01/09/20	#21/21 ARKANSAS	w 91-82	10234
FIELD GOALS-ATT	409-849	291-824	* 01/12/20	at Vanderbilt	w 93-57	2447
Field goal pct	.482	.353	* 01/16/20	at Mizzou	w 78-45	3576
3 POINT FG-ATT	71-196	57-172	* 01/20/20	#9/9 MISSISSIPPI ST	w 81-79	13163
3-point FG pct	.362	.331	* 01/26/20	at Georgia	w 88-53	6047
3-pt FG made per game	5.5	4.4	* 01/30/20	at Ole Miss	w 87-32	1225
FREE THROWS-ATT	213-290	117-154	* 02/02/20	#22/22 TENNESSEE	w 69-48	13735
Free throw pct	.734	.760	* 02/06/20	at #25/- Arkansas	w 86-65	2452
F-Throws made per game	16.4	9.0	* 02/13/20	AUBURN	w 79-53	11417
REBOUNDS	602	409	* 02/17/20	VANDERBILT	w 95-44	11249
Rebounds per game	46.3	31.5	* 02/20/20	LSU	w 63-48	11242
Rebounding margin	+14.8	-				
ASSISTS	211	121	* = Conference game			
Assists per game	16.2	9.3	@ = Paradise Jam (St. Thomas, U.S.V.I.)			
TURNOVERS	161	185	^ = SEC Tournament (Greenville, S.C.)			
Turnovers per game	12.4	14.2				
Turnover margin	+1.8	-				
Assist/turnover ratio	1.3	0.7				
STEALS	106	78				
Steals per game	8.2	6.0				
BLOCKS	110	44				
Blocks per game	8.5	3.4				
ATTENDANCE	83301	17915				
Home games-Avg/Game	7-11900	6-2986				
Neutral site-Avg/Game	-	0-0				

<b>Score by Periods</b>	<b>1st</b>	<b>2nd</b>	<b>3rd</b>	<b>4th</b>	<b>Totals</b>
South Carolina	297	243	316	246	1102
Opponents	134	192	223	207	756

**2019-20 Women's Basketball**  
**South Carolina Combined Team Statistics (as of Feb 20, 2020)**  
**All games**

<b>RECORD:</b>	<b>OVERALL</b>	<b>HOME</b>	<b>AWAY</b>	<b>NEUTRAL</b>
ALL GAMES	26-1	14-0	10-0	2-1
CONFERENCE	13-0	7-0	6-0	0-0
NON-CONFERENCE	13-1	7-0	4-0	2-1

##	Player	gp-gs	min	Total		3-Point		F-Throw		Rebounds			pf	dq	a	to	blk	stl	pts	avg				
				fg-fga	fg%	3fg-fga	3fg%	ft-fga	ft%	off	def	tot									avg			
04	BOSTON, Aliyah	27-27	638	23.6	149-237	.629	1-7	.143	57-73	.781	103	141	244	9.0	58	1	31	30	75	37	356	13.2		
21	HERBERT HARRIGAN	27-27	699	25.9	134-263	.510	17-38	.447	55-69	.797	40	112	152	5.6	47	0	42	38	46	17	340	12.6		
01	COOKE, Zia	27-27	718	26.6	116-305	.380	37-95	.389	66-91	.725	29	57	86	3.2	44	0	53	50	6	33	335	12.4		
52	HARRIS, Tyasha	27-27	770	28.5	122-283	.431	32-81	.395	49-55	.891	12	82	94	3.5	32	1	147	51	2	41	325	12.0		
03	HENDERSON, Destan	27-0	636	23.6	81-197	.411	28-83	.337	35-55	.636	16	68	84	3.1	24	0	73	50	2	38	225	8.3		
12	BEAL, Brea	27-27	587	21.7	59-149	.396	13-45	.289	35-64	.547	44	101	145	5.4	39	0	29	39	18	25	166	6.1		
24	GRISSETT, LeLe	27-0	453	16.8	61-99	.616	0-2	.000	41-56	.732	57	46	103	3.8	41	0	29	31	20	19	163	6.0		
05	SAXTON, Victaria	27-0	411	15.2	55-96	.573	0-0	.000	36-64	.563	43	56	99	3.7	50	0	10	21	32	25	146	5.4		
15	AMIHERE, Laeticia	23-0	312	13.6	40-91	.440	5-11	.455	29-55	.527	30	61	91	4.0	48	1	14	39	26	15	114	5.0		
00	THOMPSON, Olivia	17-0	92	5.4	11-37	.297	9-32	.281	0-0	.000	0	3	3	0.2	5	0	5	3	1	0	31	1.8		
32	WESOLEK, Elysa	15-0	84	5.6	9-25	.360	4-12	.333	2-2	1.000	3	11	14	0.9	10	0	4	7	1	3	24	1.6		
Team											70	73	143											
Total.....		27	5400	837-1782		.470	146-406	.360	405-584	.693	447	811	1258	46.6	398	3	437	364	229	253	2225	82.4		
Opponents.....		27	5400	567-1711		.331	120-403	.298	239-343	.697	356	564	920	34.1	504	15	243	439	92	161	1493	55.3		

<b>TEAM STATISTICS</b>	<b>SC</b>	<b>OPP</b>	<b>Date</b>	<b>Opponent</b>	<b>Score</b>	<b>Att.</b>
SCORING	2225	1493	11/05/19	ALABAMA STATE	w 103-43	10586
Points per game	82.4	55.3	11/10/19	at #4/5 Maryland	w 63-54	7447
Scoring margin	+27.1	-	11/13/19	at Dayton	w 75-49	2331
FIELD GOALS-ATT	837-1782	567-1711	11/17/19	APPALACHIAN STATE	w 92-50	10498
Field goal pct	.470	.331	11/21/19	USC UPSTATE	w 112-32	10052
3 POINT FG-ATT	146-406	120-403	11/24/19	at Clemson	w 84-48	2830
3-point FG pct	.360	.298	@ 11/28/19	vs #17/23 Indiana	L 57-71	1924
3-pt FG made per game	5.4	4.4	@ 11/29/19	vs Washington State	w 68-53	1806
FREE THROWS-ATT	405-584	239-343	@ 11/30/19	vs #2/2 Baylor	w 74-59	2424
Free throw pct	.693	.697	12/07/19	at Temple	w 78-71	1802
F-Throws made per game	15.0	8.9	12/15/19	PURDUE	w 85-49	11306
REBOUNDS	1258	920	12/19/19	DUKE	w 89-46	11024
Rebounds per game	46.6	34.1	12/22/19	#25/21 SOUTH DAKOTA	w 73-60	10505
Rebounding margin	+12.5	-	* 01/02/20	#13/13 KENTUCKY	w 99-72	12261
ASSISTS	437	243	* 01/05/20	at Alabama	w 93-78	2168
Assists per game	16.2	9.0	* 01/09/20	#21/21 ARKANSAS	w 91-82	10234
TURNOVERS	364	439	* 01/12/20	at Vanderbilt	w 93-57	2447
Turnovers per game	13.5	16.3	* 01/16/20	at Mizzou	w 78-45	3576
Turnover margin	+2.8	-	* 01/20/20	#9/9 MISSISSIPPI ST	w 81-79	13163
Assist/turnover ratio	1.2	0.6	* 01/26/20	at Georgia	w 88-53	6047
STEALS	253	161	* 01/30/20	at Ole Miss	w 87-32	1225
Steals per game	9.4	6.0	* 02/02/20	#22/22 TENNESSEE	w 69-48	13735
BLOCKS	229	92	* 02/06/20	at #25/- Arkansas	w 86-65	2452
Blocks per game	8.5	3.4	02/10/20	#5/6 UCONN	w 70-52	18000
ATTENDANCE	165272	38479	* 02/13/20	AUBURN	w 79-53	11417
Home games-Avg/Game	14-11805	10-3232	* 02/17/20	VANDERBILT	w 95-44	11249
Neutral site-Avg/Game	-	3-2051	* 02/20/20	LSU	w 63-48	11242

<b>Score by Periods</b>	<b>1st</b>	<b>2nd</b>	<b>3rd</b>	<b>4th</b>	<b>Totals</b>
South Carolina	611	506	606	502	2225
Opponents	293	386	397	417	1493

\* = Conference game  
 @ = Paradise Jam (St. Thomas, U.S.V.I.)  
 ^ = SEC Tournament (Greenville, S.C.)